

# UNIVERSITY OF BIRMINGHAM

Research at Birmingham

## The impact of pharmacists-led medicines reconciliation on healthcare outcomes in secondary care

Cheema, Ejaz; Alhomoud, Farah Kais; Kinsara, Amnah Shams Al-Deen; Alsiddik, Jomanah; Barnawi, Marwah Hassan; Al-Muwallad, Morooj Abdullah; Abed, Shatha Abdulbaset; Elrggal, Mahmoud E; Mohamed, Mahmoud M A

DOI:

[10.1371/journal.pone.0193510](https://doi.org/10.1371/journal.pone.0193510)

License:

Creative Commons: Attribution (CC BY)

*Document Version*

Publisher's PDF, also known as Version of record

*Citation for published version (Harvard):*

Cheema, E, Alhomoud, FK, Kinsara, ASA-D, Alsiddik, J, Barnawi, MH, Al-Muwallad, MA, Abed, SA, Elrggal, ME & Mohamed, MMA 2018, 'The impact of pharmacists-led medicines reconciliation on healthcare outcomes in secondary care: A systematic review and meta-analysis of randomized controlled trials', PLoS ONE, vol. 13, no. 3, e0193510. <https://doi.org/10.1371/journal.pone.0193510>

[Link to publication on Research at Birmingham portal](#)

### **Publisher Rights Statement:**

Checked for eligibility: 13/11/2018

### **General rights**

Unless a licence is specified above, all rights (including copyright and moral rights) in this document are retained by the authors and/or the copyright holders. The express permission of the copyright holder must be obtained for any use of this material other than for purposes permitted by law.

- Users may freely distribute the URL that is used to identify this publication.
- Users may download and/or print one copy of the publication from the University of Birmingham research portal for the purpose of private study or non-commercial research.
- User may use extracts from the document in line with the concept of 'fair dealing' under the Copyright, Designs and Patents Act 1988 (?)
- Users may not further distribute the material nor use it for the purposes of commercial gain.

Where a licence is displayed above, please note the terms and conditions of the licence govern your use of this document.

When citing, please reference the published version.

### **Take down policy**

While the University of Birmingham exercises care and attention in making items available there are rare occasions when an item has been uploaded in error or has been deemed to be commercially or otherwise sensitive.

If you believe that this is the case for this document, please contact [UBIRA@lists.bham.ac.uk](mailto:UBIRA@lists.bham.ac.uk) providing details and we will remove access to the work immediately and investigate.

RESEARCH ARTICLE

# The impact of pharmacists-led medicines reconciliation on healthcare outcomes in secondary care: A systematic review and meta-analysis of randomized controlled trials

Ejaz Cheema<sup>1,2\*</sup>, Farah Kais Alhomoud<sup>3</sup>, Amnah Shams AL-Deen Kinsara<sup>1</sup>, Jomanah Alsiddik<sup>1</sup>, Marwah Hassan Barnawi<sup>1</sup>, Morooj Abdullah Al-Muwallad<sup>1</sup>, Shatha Abdulbaset Abed<sup>1</sup>, Mahmoud E. Elrggal<sup>1</sup>, Mahmoud M. A. Mohamed<sup>1</sup>

**1** Department of Clinical and Pharmacy Practice, College of Pharmacy, Umm-Al-Qura University, Makkah, Saudi Arabia, **2** Warwick Medical School, Gibbet Hill Campus, University of Warwick, Coventry, United Kingdom, **3** Department of Clinical and Pharmacy Practice, School of Clinical Pharmacy, University of Dammam, Dammam, Saudi Arabia

\* [E.cheema.1@warwick.ac.uk](mailto:E.cheema.1@warwick.ac.uk)



**OPEN ACCESS**

**Citation:** Cheema E, Alhomoud FK, Kinsara ASAL-D, Alsiddik J, Barnawi MH, Al-Muwallad MA, et al. (2018) The impact of pharmacists-led medicines reconciliation on healthcare outcomes in secondary care: A systematic review and meta-analysis of randomized controlled trials. *PLoS ONE* 13(3): e0193510. <https://doi.org/10.1371/journal.pone.0193510>

**Editor:** Robert K Hills, Cardiff University, UNITED KINGDOM

**Received:** April 21, 2017

**Accepted:** February 13, 2018

**Published:** March 28, 2018

**Copyright:** © 2018 Cheema et al. This is an open access article distributed under the terms of the [Creative Commons Attribution License](https://creativecommons.org/licenses/by/4.0/), which permits unrestricted use, distribution, and reproduction in any medium, provided the original author and source are credited.

**Data Availability Statement:** All relevant data are within the paper. One Supplementary file has also been uploaded that contains the revised PRISMA checklist.

**Funding:** The authors received no specific funding for this work.

**Competing interests:** The authors have declared that no competing interests exist.

## Abstract

### Background

Adverse drug events (ADEs) impose a major clinical and cost burden on acute hospital services. It has been reported that medicines reconciliation provided by pharmacists is effective in minimizing the chances of hospital admissions related to adverse drug events.

### Objective

To update the previous assessment of pharmacist-led medication reconciliation by restricting the review to randomized controlled trials (RCTs) only.

### Methods

Six major online databases were sifted up to 30 December 2016, without inception date (Embase, Medline Ovid, PubMed, BioMed Central, Web of Science and Scopus) to assess the effect of pharmacist-led interventions on medication discrepancies, preventable adverse drug events, potential adverse drug events and healthcare utilization. The Cochrane tool was applied to evaluate the chances of bias. Meta-analysis was carried out using a random effects model.

### Results

From 720 articles identified on initial searching, 18 RCTs (6,038 patients) were included. The quality of the included studies was variable. Pharmacists-led interventions led to an important decrease in favour of the intervention group, with a pooled risk ratio of 42% RR 0.58 (95% CI 0.49 to 0.67)  $P < 0.00001$  in medication discrepancy. Reductions in healthcare utilization by 22% RR 0.78 (95% CI 0.61 to 1.00)  $P = 0.05$ , potential ADEs by 10%

RR 0.90 (95% CI 0.78 to 1.03)  $P = 0.65$  and preventable ADEs by 27% RR 0.73 (0.22 to 2.40)  $P = 0.60$  were not considerable.

## Conclusion

Pharmacists-led interventions were effective in reducing medication discrepancies. However, these interventions did not lead to a significant reduction in potential and preventable ADEs and healthcare utilization.

## Introduction

Adverse drug events (ADEs) impose a major clinical [1–2] and cost burden on acute hospital services [3]. An ADE, defined as a drug-related injury to a patient, includes physical and mental harm, or loss of function [4]. Patients are at a greater risk of experiencing an ADE through medication discrepancies to some extent during their movement within or out of hospital [5–8]. Medication discrepancies are termed as any unclear changes that have been documented in the medication lists of patients during their movement across different sites of care [9]. Around one-third of these discrepancies have the potential to harm the patients [6], which subsequently accounts for increased utilisation of healthcare resources [10–11]. Medication reconciliation has been considered as an effective strategy to minimise the risk of medication discrepancies [12] that may be potentially associated with ADEs. Medication reconciliation refers to the “process of identifying the most accurate list of all medications a patient is taking . . . and using this list to provide correct medications for patients anywhere within the health system” [13].

The process of medication reconciliation should account for any alterations made in the medications taken by patients and should make sure that patients or their carers have been made aware of these alterations [13]. Although, medication reconciliation does not have an impact on mortality [14], it can significantly reduce prescribing error rates [15], medication discrepancies [16–17] and unscheduled drug related visits to hospital [18].

Recent systematic reviews and meta-analysis suggest that medication reconciliation provided by pharmacists is effective in decreasing the risk of medication discrepancies [16–17, 19] adverse drug event-related hospital revisits, Emergency Department (ED) visits and admissions [20]. These studies have however; have been limited by the inclusion of observational studies [16–17, 19–20], evidence of substantial heterogeneity between the included studies [19–20] and involvement of multifaceted medication reconciliation strategies [16–17]. Furthermore, there is a need to update the current evidence on the effectiveness of pharmacist-led medication reconciliation in hospital settings. The aim of this systematic review and meta-analysis is to update the existing evaluation of the impact of pharmacist-led medication reconciliation on healthcare outcomes by restricting the review to randomized controlled trials (RCTs) only and by considering pharmacists interventions as medication reconciliation, tailored patient counselling, provision of telephonic consultation with patients post-hospital discharge and creation of post-discharge medication lists.

## Materials and methods

### Eligibility criteria

Articles were included on the basis following criteria.

**Study designs.** RCTs evaluating the effect of pharmacists based medicines reconciliation on: 1) medication discrepancies OR 2) potential adverse drug events OR 3) preventable adverse

drug events OR 4) healthcare utilization post hospital discharge. Bates criteria [7] was used to categorize ADEs into preventable and potential ADEs. Although, pharmacists-led medication review has a similar approach to medicines reconciliation and some of their activities overlap with each other, the reviewers only considered activities related to medicine reconciliation in this review. The reviewers also excluded study protocols, non-RCTs, conference abstracts, non-hospital settings, non-pharmacist-intervention providers, and studies with different study outcomes.

**Participants.** It was expected that most of the RCTs eligible for inclusion in the review would include adult participants only. Therefore, participants included in the review were adults (18 years or older).

**Comparators.** RCTs were included if they had an intervention group receiving the intervention and a control group receiving standard or routine care. Usual or standard care was considered as care without the provision of medication reconciliation or provision of medication reconciliation by a healthcare professional other than the pharmacist.

**Timing.** There was no restriction on the duration of follow-up for the studies.

**Setting.** Hospital settings including all care of transitions within the hospital.

**Language.** Articles published in the English language only were included.

## Information sources

Six major online databases were sifted up to 30 December 2016, without inception date (Embase, Medline Ovid, PubMed, BioMed Central, Web of Science and Scopus). Articles were retrieved up to 30<sup>th</sup> December 2016. Search terms included: “medication reconciliation”, “pharmacist”, “pharmacist-led” and “randomised controlled trials” (see [Appendix 1](#) for the complete search strategy).

Furthermore, reference lists of all included articles were sifted to identify any relevant article. In addition, searches were also conducted in Cochrane to ensure that any eligible RCT had not been missed.

## Selection process and quality assessment

Two reviewers (MB, MM) screened the titles and abstracts of all eligible articles. Articles that qualified for inclusion were retrieved as full-text articles to finalize their inclusion. The Cochrane Risk of Bias tool [21] was used to assess the quality of included studies.

## Data collection process

Reviewer AS independently extracted data, and EC examined all extraction sheets to ensure their accuracy (see [Table 1](#) for characteristics of included articles).

## Data items

A descriptive analysis of the included RCTs was carried out followed by meta-analyses. Due to expected variations in the study population of the included RCTs and their methods of measuring healthcare outcomes, a random-effects model was used (Rev-Man version 5.2). However, fixed-effect model was also used to validate the results. Heterogeneity was estimated by Cochrane’s test and further analysed using I<sup>2</sup>.

## Outcomes and prioritisation

Four outcomes were assessed with equal priority in the review, and these were:

- Medication discrepancies, termed as any unclear changes that have been documented in the medication lists of patients during their movement across different sites of care [9].

Table 1. Characteristic of included studies.

Author, year of publication	Study setting	Study design	Sample size	Key components of pharmacist intervention	Outcomes assessed	Intervention provider	Comparison
Stowasser et al 2002	Hospital	RCT	240	Medication liaison service-medication history confirmation with community healthcare professionals (telephone, faxing, 30 days post-follow-up)	Mortality, readmission, ED visit,	Pharmacist	Usual care (did not receive medication liaison service)
Bolas et al 2004	Hospital	RCT	164	Medication history taking, medication reconciliation, patient counselling, communication with outpatient providers	Medication discrepancies, healthcare utilization	Pharmacists	Usual care (nurses)
Nickerson et al 2005	Hospital	RCT	253	Medication reconciliation, patient counselling, communication with outpatient providers	Medication discrepancies	Pharmacists	Usual care (nurses)
Schnipper et al 2006	Hospital	RCT	178	Medication reconciliation, patient counselling, communication with outpatient providers	ADEs, healthcare utilization	Clinical pharmacists	Usual care (ward based pharmacists and nurses)
Kwan et al 2007	Hospital	RCT	464	Medication history taking, medication reconciliation	Medication discrepancies, potential ADEs	Pharmacists	Usual care (nurses)
Scullin et al 2007	Hospital	RCT	762	Integrated medicines management service admission and discharge, medicine reconciliation, inpatient medication review and counselling, telephone follow up	Length of hospital stay, readmission	Pharmacist	Usual care (did not receive integrated medicines management)
Gillespie et al 2009	Hospital	RCT	400	Medication reconciliation, patient counselling, communication with outpatient providers, medication history taking, post-discharge communication with the patients.	Healthcare utilization	Pharmacists	Usual care (no involvement of pharmacists)
Koehler et al 2009	Hospital	RCT	41	Medication reconciliation, patient counselling, communication with outpatient providers, medication history taking	Healthcare utilization	Pharmacists	Usual care (ground nursing staff)
Eggink et al 2010	Hospital	RCT	85	Medication reconciliation, patient counselling, communication with outpatient providers, medication history taking	Medication discrepancies, potential ADEs	Pharmacists	Usual care (Nurses and physicians routine activities)
Lisby et al 2010	Hospital	RCT	99	Medication reconciliation, patient counselling, communication with outpatient providers, medication history taking	Healthcare utilization, ADEs	Pharmacist	Usual care (junior physicians)
Marotti et al 2011	Hospital	RCT	357	Medication history taking, medication reconciliation	Mean no. of missed medication doses	Pharmacist	Usual care (Physicians)
Kripalani et al 2012	Hospital	RCT	862	Pharmacist-assisted medication reconciliation, tailored inpatient counselling by a pharmacist, provision of low-literacy adherence aids, and individualized telephone follow-up after discharge	Clinically important medication errors, ADEs and potential ADEs	Pharmacists	Usual care
Becerra-Camargo et al 2013	Hospital	RCT	242	Pharmacist acquired a standardised, comprehensive medication history, conducted telephone interviews with caregivers or family members, and verified with the patient if any medication changes had been made since their 24 hours in an ED.	Medication discrepancy at admission, characteristics and clinical severity of such medication discrepancies.	Pharmacists	Usual care
Hawes et al 2014	Hospital	RCT	61	Post-discharge medication reconciliation	Readmission, ED visit, readmission and or ED visit	Pharmacist	Usual care (with no pharmacist intervention)

(Continued)

Table 1. (Continued)

Author, year of publication	Study setting	Study design	Sample size	Key components of pharmacist intervention	Outcomes assessed	Intervention provider	Comparison
Farris et al 2014	Hospitals	RCT	945	Created discharge care plan, telephoned patients 3–5 days post-discharge to evaluate adherence and new side effects, identified any medication-related problems and reported to the physicians.	Medication appropriateness index (MAI). Adverse events, adverse drug events and post-discharge healthcare utilization	Pharmacists	Usual care
Aag et al 2014	Hospital	RCT	201	Performed structured patient interview (to reveal all type of medicines). Also included a checklist with specific questions	Differences in the outcomes of medication reconciliation(MR) when performed by clinical pharmacists compared to nurses	Clinical pharmacists	Nurses
Farley et al 2014	Hospital	RCT	592	Minimal intervention group: clinical pharmacist case managers gave advice to patients on medication reconciliation, patient education on discharge medication. Enhanced intervention group: all the previously mentioned care along with discharge care plan and follow-up phone call from the clinical pharmacist case managers 3–5 days after discharge.	Medication discrepancies	Pharmacist	Usual care
Becerra-Camargo et al 2015	Hospital	RCT	270	Held a standardised, medication history interview with the patient during ED admission, conducted telephone interviews with caregivers or family members, reviewed medical charts, verified any changes with patients.	Percentage of potential ADEs	Pharmacists	Usual care

<https://doi.org/10.1371/journal.pone.0193510.t001>

- Potential adverse drug events, termed as adverse drug events with potential to cause injury [7].
- Preventable adverse drug events, termed as adverse drug events that were preventable [7].
- Healthcare utilization, termed as utilization of healthcare resources through drug-related Emergency Department visits or hospital readmissions [10].

## Results

A total of 732 articles were identified initially (see Fig 1 for Prisma flow diagram) that included 720 from electronic databases and 12 from reference lists of previous reviews. Of these 732 articles, eight duplicates were removed and remaining 724 articles were assessed for eligibility. After the removal of 567 articles with irrelevant titles, 157 articles were assessed at abstract level. After the removal of 100 abstracts that did not meet the eligibility criteria, 57 full-text articles were assessed for further eligibility. Of these 57 full-text articles, 39 failed to meet the eligibility criteria. Reasons for their removal included: not RCTs, different study settings, intervention not provided by pharmacists, different study outcome, studies not defining pharmacist roles and studies with published protocol only. Finally, 18 RCTs contributed to the systematic review [22–39].

## Study quality

Only eight (44%) of the 18 articles reported allocation concealment [22–24, 31–33, 35–36]. It was not clear in the remaining 10 articles whether they had used allocation concealment (see

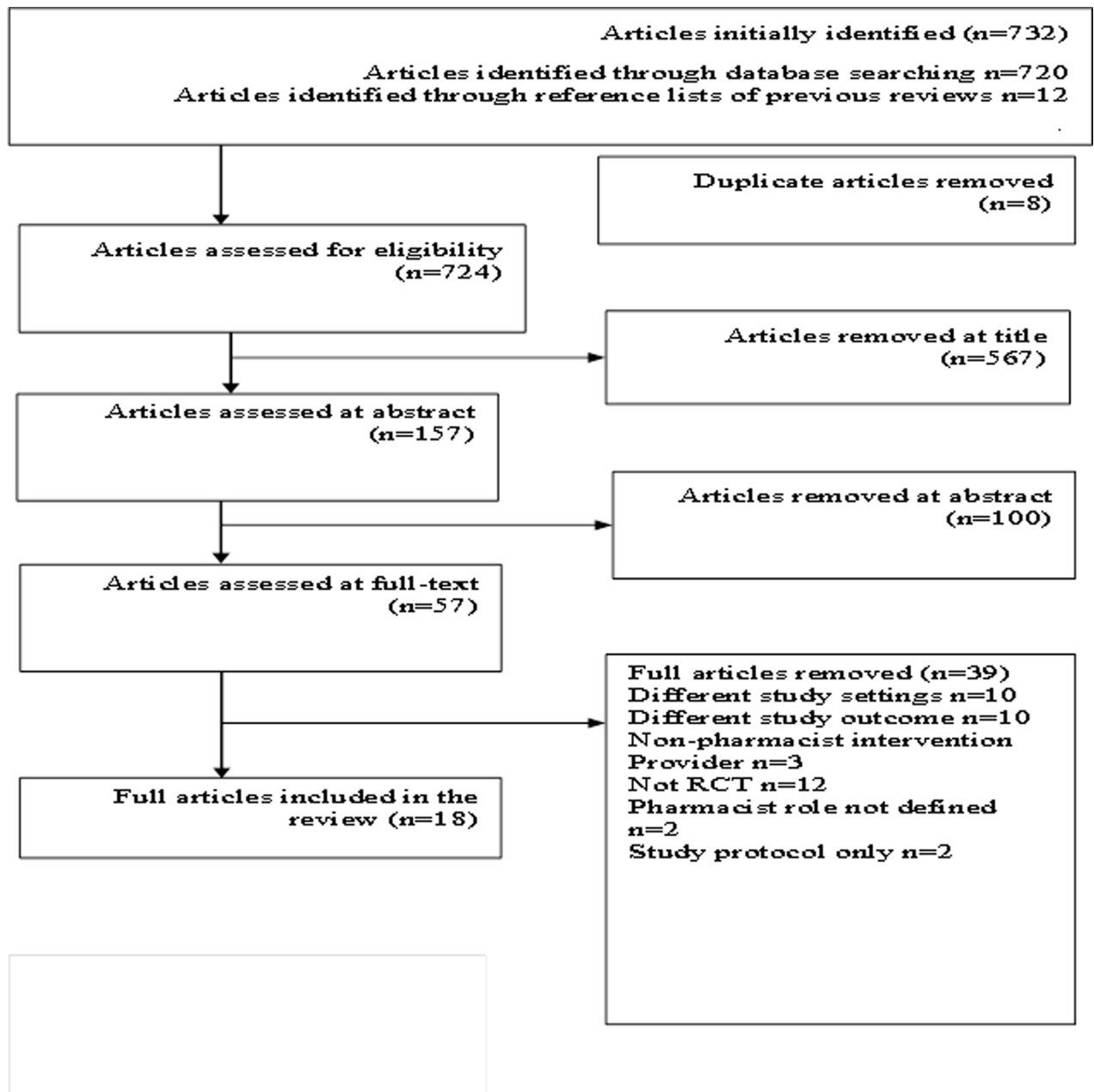


Fig 1. Prisma flow diagram representing the selection process of articles included in the review.

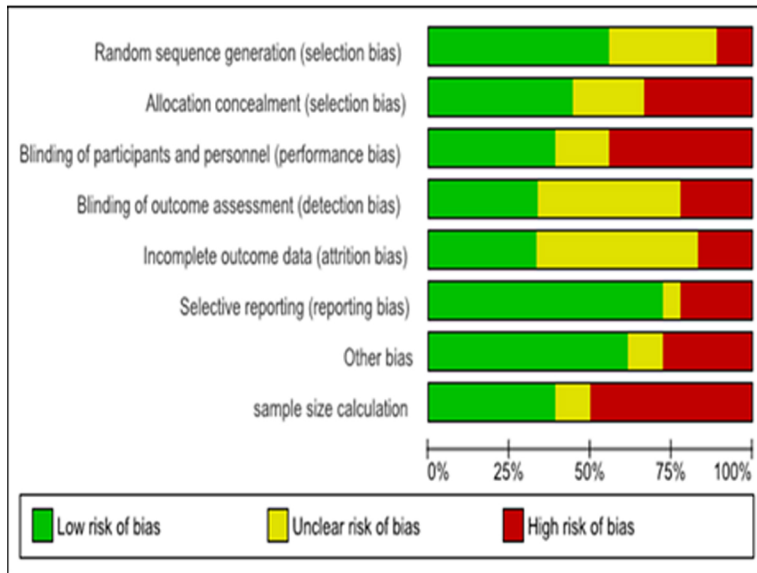
<https://doi.org/10.1371/journal.pone.0193510.g001>

Fig 2A and 2B). Only six (33%) articles reported details of missing outcome data [24–25, 29, 32–33, 35] while only seven (39%) articles reported power calculations [22–23, 29, 32–34, 37].

### Study characteristics

All 18 included articles were RCTs that were conducted in hospital settings. Included RCTs were conducted in the United States [27–28, 30–32, 37], Canada [33, 36], Australia [35, 39], Colombia [23–24], Ireland [25, 38], Norway [22], Netherlands [26], Sweden [29] and Denmark [34]. The RCTs included 6,038 patients, with a population range of 41 [31] to 945 [28]. All 18





A



B

**Fig 2.** (a) Risk of bias graph: review authors' judgements about each risk of bias item presented as percentages across all included studies. 2 (b) Risk of bias summary: review authors' judgements about each risk of bias item for each included study.

<https://doi.org/10.1371/journal.pone.0193510.g002>

articles had an intervention group that received one or more of the pharmacists-led interventions including: medication history taking, medication reconciliation, patient counselling, creation of post-discharge medication lists compared with a control group receiving usual care (see Table 1 for characteristics of included studies).

### Impact of pharmacist interventions on outcome measures

Of the 18 RCT, 10 were included in the meta-analysis [23, 26, 27–28, 31–34, 37–38]. All 10 RCTs included in the meta-analysis employed three similar pharmacist-led interventions: medication reconciliation, tailored patient counselling and provision of telephonic advice to patients post-hospital discharge. Absence of quantitative study outcome data on the reviewed study outcomes for example in studies [22, 24, 35] and use of multidisciplinary interventions including general practitioners and community pharmacists, for example in study [39] were reasons to remove the remaining eight RCTs from meta-analysis [22, 24–25, 29–30, 35–36, 39].



**Medication discrepancy.** Four of the seven RCTs that reported data on medication discrepancy were included in the meta-analysis [23, 26–27, 33]. Meta-analysis of data from four RCTs (1,102 patients) reported an important reduction in favour of the intervention group with a pooled risk ratio of 42% RR 0.58 (95% CI 0.49 to 0.67)  $P < 0.00001$ . No difference was reported between the effects of random and fixed-effect model meta-analysis. Heterogeneity among the RCTs was low ( $\chi^2 = 4.17$ , d.f. = 3,  $P = 0.24$ ,  $I^2 = 28\%$ ; Fig 3A).

**Potential ADEs.** Three of the four RCTs that reported data on potential ADEs were included in the meta-analysis [28, 37–38]. Meta-analysis of these RCTs (1,885 patients) showed a small reduction in favour of the intervention group, with a pooled risk ratio of 10% RR 0.90 (95% CI 0.78 to 1.03)  $P = 0.65$ . There was no heterogeneity among the RCT ( $\chi^2 = 0.69$ , d.f. = 3,  $P = 0.88$ ,  $I^2 = 0\%$ ; Fig 3B).

**Preventable ADEs.** Three studies reported data on preventable ADEs and were included in the meta-analysis [28, 32, 37]. Meta-analysis of these three RCTs (1,985 patients) showed a small reduction in favour of the intervention group, with a pooled risk ratio of 27% RR 0.73 (95% CI 0.22 to 2.44)  $P = 0.60$ . Heterogeneity among the RCTs was low to moderate ( $\chi^2 = 5.94$ , d.f. = 3,  $P = 0.11$ ,  $I^2 = 50\%$ ; Fig 3C).

**Healthcare utilization post-hospital discharge.** Of the eight studies that reported data on healthcare utilisation, four were included in the meta-analysis [31, 34, 37–38]. Meta-analysis of four studies (1,080 patients) showed a non-significant reduction in favour of the intervention group, with a pooled risk ratio of 22% RR 0.78 (95% CI 0.61 to 1.00)  $P = 0.05$ . No difference was reported between the effects of random and fixed-effect model meta-analysis. There was no heterogeneity among the RCTs ( $\chi^2 = 2.17$ , d.f. = 3,  $P = 0.54$ ,  $I^2 = 0\%$ ; Fig 3D).

### Sensitivity analysis for the study outcomes

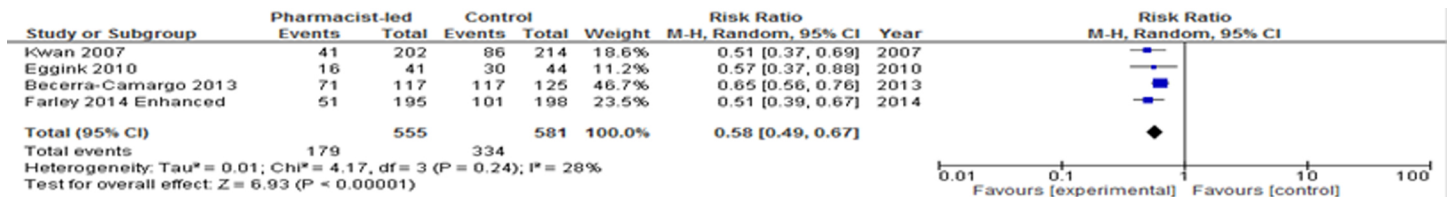
A step-wise exclusion of studies included in the meta-analysis did not make any significant difference in the results of any outcomes.

### Discussion

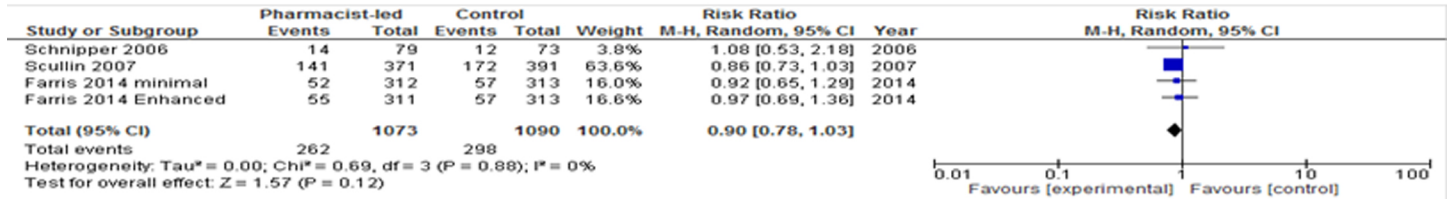
The findings of this systematic review show that, compared with usual care, active interventions by pharmacists including medication reconciliation, tailored patient counselling, and provision of telephonic consultation with patients following hospital discharge were associated with clinically important reduction in medication discrepancies. There was a non-significant reduction in favour of the intervention group for potential and preventable ADEs and healthcare utilization.

Previous reviews have assessed the impact of pharmacist interventions on clinical outcomes across various hospital transitions by including observational studies [16–17, 19–20] and by involving multifaceted interventions [16–17]. This study has updated the existing evaluation of the impact of pharmacist-led medication reconciliation on healthcare outcomes by including a further seven RCTs that were not referenced in the last published review conducted by Mekonnen et al [20].

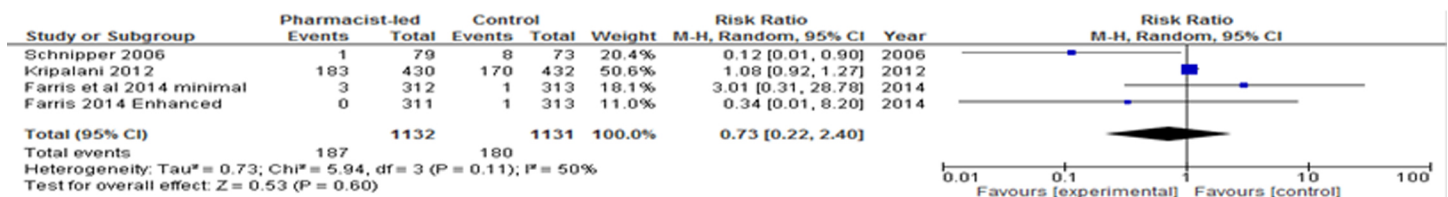
The findings of this review suggest that interventions provided by pharmacists led to important reductions in medication discrepancies across a wide range of international geographical regions from North and South America to Europe and Australia. These findings are similar to the findings of the previous review [20] that reported important reductions in medication discrepancies as a result of pharmacist interventions. Medication discrepancies can occur at either hospital admission stage or at discharge [40–41] and can contribute to potentially harmful adverse events. A study involving patients 65 years and older reported that 14.3% of the patients who had one or more medication discrepancy post-hospital discharge were re-admitted to the hospital after one month compared to 6.1% of patients with no discrepancy [42]. The decrease



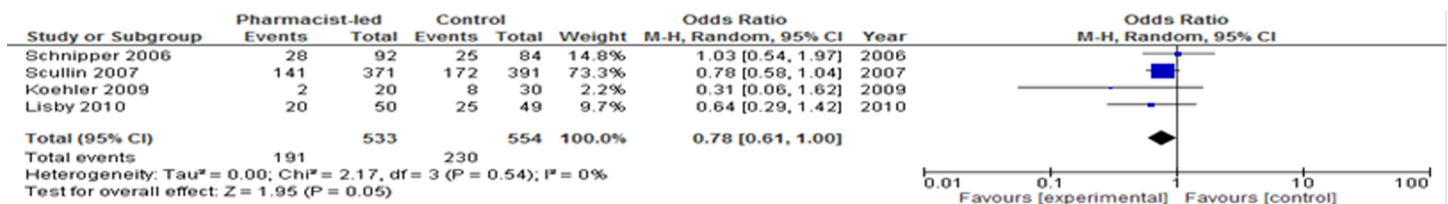
A



B



C



D

**Fig 3. Forest plot comparisons of experimental (intervention) vs. control groups in four studies for medication discrepancy (A) three studies for potential ADEs (B) three studies for preventable ADEs (C) and four studies for healthcare utilization post-hospital discharge (D). Pharmacists-led interventions included medicine reconciliation and tailored patient counselling post hospital discharge. Farley [27] and Farris [28] used two tiers of pharmacist interventions: enhanced and minimal.**

<https://doi.org/10.1371/journal.pone.0193510.g003>

in medication discrepancies reported in this review suggests the significance of collecting accurate and complete medication histories in reducing the incidence of potential adverse events.

Completion of accurate and comprehensive medication histories across all hospital transitions is also helpful in reducing healthcare utilizations following hospital discharge as reported in this review. All eight studies that assessed the impact of pharmacist-led interventions on healthcare utilization post-hospital discharge reported reduction in healthcare utility by reducing hospital readmissions and Emergency Department visits. These findings are in contrast to the findings of a previous review by Mueller et al [16], where only two of the eight studies

reported reduction in healthcare utilization following hospital discharge. However, that review used multifaceted interventions related to information technology, pharmacist-based and other types. A study conducted in Sweden that included 368 patients reported that patients who received pharmacist interventions experienced an overall 16% reduction in hospital visits including a 47% reduction in visits to the Emergency Department [29]. Furthermore, pharmacist interventions were also associated with an 80% reduction in drug-related readmissions.

The evidence presented in this review that is consistent with previous reviews [16–17, 19–20] suggests the important role of pharmacists in taking accurate medication history across various hospital transitions. Pharmacists' increased knowledge and acquaintance with the medications allows them to extend support to other healthcare professionals including doctors and nurses by acquiring precise and complete medication histories from the patients [43–44]. For example, a study by Kwan et al [33] reported that pharmacists who interviewed patients as part of medication reconciliation identified more medications per patient as compared to doctors and nurses. However, owing to the extensive involvement of pharmacists in other pharmacy services, they may not be available to conduct medicine reconciliation at all times. In such busy times, senior pharmacy technicians along with nurses should continue to perform the process of medicines reconciliation.

There were limitations in this review. The reviewers did not include unindexed and unpublished research. Studies were of variable quality. Within our efforts to limit heterogeneity, we included studies in the meta-analysis that had similar study design and used similar interventions, yet low to moderate heterogeneity between the studies included for the assessment of some of the outcomes suggests that medication reconciliation based interventions are complex. Some of the studies used a coordinated model of care that may explain the complexity of these interventions. For example, a study by Stowasser et al [39] employed a medication liaison service where clinical pharmacists, in consultation with general practitioners, community pharmacists and hospital staff, prepared a comprehensive medication list at both hospital admission and prior to hospital discharge. Patients who received the medication liaison service experienced better patient outcomes including a significant reduction in hospital readmissions and healthcare professional visits per patient.

## Conclusions

Pharmacists-led interventions were effective in reducing medication discrepancies. However, these interventions did not lead to a significant reduction in potential and preventable ADEs and healthcare utilization. The quality of studies included in this review was variable and therefore the findings of this review must be interpreted with caution. Future studies are required to evaluate the impact and sustainability of pharmacist-led interventions on healthcare outcomes in the long term.

## Appendix 1: Search strategies used in the major electronic databases

### Embase:

1. Medicine reconciliation.mp.
2. Medicine reconciliation Or exp medicines reconciliation/
3. 1 or 2
4. Exp pharmaceutical care/ or exp pharmacy/ or exp pharmacist/
5. pharmac\*.mp.

6. 4 or 5
7. Exp pharmacist/ or pharmacis\*.mp.
8. Intervention\*.mp.
9. 3 and 6 and 7 and 8
10. limit 9 to (English language and randomized controlled trial and (adult <18 to 64 years> or aged <65+ years>)

**Medline Ovid:**

1. Medicine reconciliation.mp.
2. Medicine reconciliation Or exp medicines reconciliation/
3. 1 or 2
4. Exp pharmaceutical care/ or exp pharmacy/ or exp pharmacist/
5. pharmac\*.mp.
6. 4 or 5
7. Exp pharmacist/ or pharmacis\*.mp.
8. Intervention\*.mp.
9. 3 and 6 and 7 and 8
10. limit 9 to (English language and randomized controlled trial and (adult <18 to 64 years> or aged <65+ years>)

**Web of Science:**

1. Pharmacist OR pharmacists OR pharmaceutical AND
2. Medicines reconciliation

**Pubmed:**

1. Pharmacists OR pharmacist interventions
2. Medicines reconciliation
3. RCTs

**Scopus:**

- Pharmacist OR pharmacists OR pharmaceutical AND
1. Medicines reconciliation AND
- RCTs

**Biomed Central:**

1. Pharmacists interventions ALL WORDS

2. Medicines reconciliation AND
3. Randomised controlled trial AND

## Supporting information

**S1 Checklist. Revised PRISMA-2009-checklist-MS-word.doc.**  
(DOC)

## Acknowledgments

We would like to thank Dr M Hadi for his advice in designing the research question.

## Author Contributions

**Conceptualization:** Ejaz Cheema.

**Data curation:** Marwah Hassan Barnawi, Morooj Abdullah Al-Muwallad.

**Formal analysis:** Amnah Shams AL-Deen Kinsara, Jomanah Alsiddik, Shatha Abdulbaset Abed, Mahmoud M. A. Mohamed.

**Investigation:** Shatha Abdulbaset Abed, Mahmoud M. A. Mohamed.

**Methodology:** Ejaz Cheema, Farah Kais Alhomoud, Amnah Shams AL-Deen Kinsara, Jomanah Alsiddik, Marwah Hassan Barnawi, Morooj Abdullah Al-Muwallad, Mahmoud E. Elrggal, Mahmoud M. A. Mohamed.

**Project administration:** Ejaz Cheema.

**Resources:** Morooj Abdullah Al-Muwallad.

**Software:** Mahmoud M. A. Mohamed.

**Writing – original draft:** Ejaz Cheema, Farah Kais Alhomoud.

**Writing – review & editing:** Ejaz Cheema, Mahmoud E. Elrggal.

## References

1. Classen DC, Pestotnik SL, Evans RS, Lloyd JF, Burke JP. Adverse drug events in hospitalized patients. Excess length of stay, extra costs, and attributable mortality. *JAMA*. 1997; 277(4):301–6. PMID: [9002492](https://pubmed.ncbi.nlm.nih.gov/9002492/)
2. Cullen DJ, Sweitzer BJ, Bates DW, Burdick E, Edmondson A, Leape LL. Preventable adverse drug events in hospitalized patients: a comparative study of intensive care and general care units. *Crit Care Med*. 1997; 25(8):1289–97. PMID: [9267940](https://pubmed.ncbi.nlm.nih.gov/9267940/)
3. Meier F, Maas R, Sonst A, Patapovas A, Müller F, Plank-Kiegele B, et al. Adverse drug events in patients admitted to an emergency department: an analysis of direct costs. *Pharmacoepidemiol Drug Saf*. 2014. <https://doi.org/10.1002/pds.3663> PMID: [24934134](https://pubmed.ncbi.nlm.nih.gov/24934134/)
4. Bates DW, Cullen DJ, Laird N, Petersen LA, Small SD, Servi D, et al. Incidence of adverse drug events and potential adverse drug events. Implications for prevention. ADE Prevention Study Group. *JAMA*. 1995; 274(1):29–34. PMID: [7791255](https://pubmed.ncbi.nlm.nih.gov/7791255/)
5. Cornish PL, Knowles SR, Marchesano R, Tam V, Shadowitz S, Juurlink DN, et al. Unintended medication discrepancies at the time of hospital admission. *Arch Intern Med*. 2005; 165(4):424–9. <https://doi.org/10.1001/archinte.165.4.424> PMID: [15738372](https://pubmed.ncbi.nlm.nih.gov/15738372/)
6. Wong JD, Bajcar JM, Wong GG, Alibhai SM, Huh JH, Cesta A, et al. Medication reconciliation at hospital discharge: evaluating discrepancies. *Ann Pharmacother*. 2008; 42(10):1373–9. <https://doi.org/10.1345/aph.1L190> PMID: [18780806](https://pubmed.ncbi.nlm.nih.gov/18780806/)

7. Pippins JR, Gandhi TK, Hamann C, Ndumele CD, Labonville SA, Diedrichsen EK, et al. Classifying and predicting errors of inpatient medication reconciliation. *J Gen Intern Med.* 2008; 23(9):1414–22. Epub 2008/06/19. <https://doi.org/10.1007/s11606-008-0687-9> PMID: 18563493
8. Herrero-Herrero JI, García-Aparicio J. Medication discrepancies at discharge from an internal medicine service. *Eur J Intern Med.* 2011; 22:43–8. <https://doi.org/10.1016/j.ejim.2010.10.003> PMID: 21238892
9. Coleman EA, Smith JD, Raha D, Min SJ. Post-hospital medication discrepancies: prevalence and contributing factors. *Arch Intern Med.* 2005; 165:1842–47. <https://doi.org/10.1001/archinte.165.16.1842> PMID: 16157827
10. Dedhia P, Kravet S, Bulger J, Hinson T, Sridharan A, Kolodner K, et al. A quality improvement intervention to facilitate the transition of older adults from three hospitals back to their homes. *J Am Geriatr Soc.* 2009; 57(9):1540–6. Epub 2009/08/18. <https://doi.org/10.1111/j.1532-5415.2009.02430.x> PMID: 19694865
11. Schnipper JL, Hamann C, Ndumele CD, Liang CL, Carty MG, Karson AS, et al. Effect of an electronic medication reconciliation application and process redesign on potential adverse drug events: a cluster-randomized trial. *Arch Intern Med.* 2009; 169(8):771–80. <https://doi.org/10.1001/archinternmed.2009.51> PMID: 19398689
12. Kostas T, Paquin AM, Zimmerman K, Simone M, Skarf L, Rudolph J. Characterizing medication discrepancies among older adults during transitions of care: a systematic review focusing on discrepancy synonyms, data sources and classification terms. *Aging Health.* 2013; 9:497–08.
13. Institute for Healthcare Improvement. Medication Reconciliation Review. 2007. Available from: <http://www.ihl.org/resources/Pages/Tools/MedicationReconciliationReview.aspx>.
14. Hellstrom LM, Hoglund P, Bondesson A, Petersson G, Eriksson T. Clinical implementation of systematic medication reconciliation and review as part of the Lund Integrated Medicines Management model—impact on all-cause emergency department revisits. *J Clin Pharm Ther.* 2012; 37(6):686–92. <https://doi.org/10.1111/jcpt.12001> PMID: 22924464
15. Mills PR, McGuffie AC. Formal medicine reconciliation within the emergency department reduces the medication error rates for emergency admissions. *Emerg Med J.* 2010; 27:911–15. <https://doi.org/10.1136/emj.2009.082255> PMID: 20978003
16. Mueller SK, Sponsler KC, Kripalani S, Schnipper JL. Hospital-based medication reconciliation practices: a systematic review. *Arch Intern Med.* 2012; 172(14):1057–69. <https://doi.org/10.1001/archinternmed.2012.2246> PMID: 22733210
17. Kwan JL, Lo L, Sampson M, Shojania KG. Medication reconciliation during transitions of care as a patient safety strategy: a systematic review. *Ann Intern Med.* 2013; 158( 5 Pt 2):397–403. <https://doi.org/10.7326/0003-4819-158-5-201303051-00006> PMID: 23460096
18. Hellstrom LM, Bondesson A, Hoglund P, Midlov P, Holmdahl L, Rickhag E, et al. Impact of the Lund Integrated Medicines Management (LIMM) model on medication appropriateness and drug-related hospital revisits. *Eur J Clin Pharmacol.* 2011; 67(7):741–52. <https://doi.org/10.1007/s00228-010-0982-3> PMID: 21318595
19. Mekonnen AB, McLachlan AJ, Brien JE. Effectiveness of pharmacist-led medication reconciliation programmes on clinical outcomes at hospital transitions: a systematic review and meta-analysis. *BMJ Open.* 2016; 6:e010003. <https://doi.org/10.1136/bmjopen-2015-010003> PMID: 26908524
20. Mekonnen AB, McLachlan AJ, Brien JE. Pharmacy-led medication reconciliation programmes at hospital transitions: a systematic review and meta-analysis. *J Clin Pharm Ther.* 2016; 41:128–44. <https://doi.org/10.1111/jcpt.12364> PMID: 26913812
21. Higgins J.P.T & Green S. Cochrane handbook for systematic reviews of interventions version. 5.1.0 (updated March 2011). The Cochrane collaboration. Available from: [www.cochrane-handbook.org](http://www.cochrane-handbook.org).
22. Aag T, Garcia HB, Viktil KK. Should nurses or clinical pharmacists perform medication reconciliation? A randomized controlled trial. *European Journal of clinical pharmacology.* 2014; 70:1325–32. <https://doi.org/10.1007/s00228-014-1741-7> PMID: 25187339
23. Becerra-Camargo J, Martínez-Martínez F, García-Jiménez E. A multicentre, double-blind, randomised, controlled, parallel-group study of the effectiveness of a pharmacist-acquired medication history in an emergency department. *BMC Health Serv Res.* 2013; 13:337. <https://doi.org/10.1186/1472-6963-13-337> PMID: 23984830
24. Becerra-Camargo J, Martínez-Martínez F, García-Jiménez E. The effect on potential adverse drug events of a pharmacist-acquired medication history in an emergency department: a multicentre, double-blind, randomised, controlled, parallel-group study. *BMC Health Serv Res.* 2015; 15:337. <https://doi.org/10.1186/s12913-015-0990-1> PMID: 26289950
25. Bolas H, Brookes K, Scott M, McElnay J. Evaluation of a hospital-based community liaison pharmacy service in Northern Ireland. *Pharm World Sci.* 2004; 26(2):114–20. PMID: 15085948



26. Eggink RN, Lenderink AW, Widdershoven JW, van den Bernt PM. The effect of a clinical pharmacist discharge service on medication discrepancies in patients with heart failure. *Pharm World Sci.* 2010; 32(6):759–66. <https://doi.org/10.1007/s11096-010-9433-6> PMID: 20809276
27. Farley TM, Shelsky C, Powell S, Farris KB, Carter BL. Effect of clinical pharmacist intervention on medication discrepancies following hospital discharge. *Int J Clin Pharm.* 2014; 36(2):430–7. <https://doi.org/10.1007/s11096-014-9917-x> PMID: 24515550
28. Farris KB, Carter BL, Xu Y, Dawson JD, Shelsky C, Weetman DB, et al. Effect of a care transition intervention by pharmacists: an RCT. *BMC Health Serv Res.* 2014; 14:406. <https://doi.org/10.1186/1472-6963-14-406> PMID: 25234932
29. Gillespie U, Alassaad A, Henrohn D, Garmo H, Hammarlund-Udenaes M, Toss H, et al. A comprehensive pharmacist intervention to reduce morbidity in patients 80 years or older: a randomized controlled trial. *Arch Intern Med.* 2009; 169(9):894–900. <https://doi.org/10.1001/archinternmed.2009.71> PMID: 19433702
30. Hawes EM, Maxwell WD, White SF, Mangun J, Lin FC. Impact of an outpatient pharmacist intervention on medication discrepancies and health care resource utilization in posthospitalization care transitions. *J Prim Care Community Health.* 2014; 5(1):14–8. <https://doi.org/10.1177/2150131913502489> PMID: 24327590
31. Koehler BE, Richter KM, Youngblood L, Cohen BA, Prengler ID, Cheng D, et al. Reduction of 30-day postdischarge hospital readmission or emergency department (ED) visit rates in high-risk elderly medical patients through delivery of a targeted care bundle. *J Hosp Med.* 2009; 4(4):211–8. <https://doi.org/10.1002/jhm.427> PMID: 19388074
32. Kripalani S, Roumie CL, Dalal AK, Cawthon C, Businger A, Eden SK, et al. Effect of a pharmacist intervention on clinically important medication errors after hospital discharge: a randomized trial. *Ann Intern Med.* 2012; 157(1):1–10. <https://doi.org/10.7326/0003-4819-157-1-201207030-00003> PMID: 22751755
33. Kwan Y, Fernandes OA, Nagge JJ, Wong GG, Huh JH, Hurn DA, et al. Pharmacist medication assessments in a surgical preadmission clinic. *Arch Intern Med.* 2007; 167(10):1034–40. <https://doi.org/10.1001/archinte.167.10.1034> PMID: 17533206
34. Lisby M, Thomsen A, Nielsen LP, Lyhne NM, Breum-Leer C, Fredberg U, et al. The effect of systematic medication review in elderly patients admitted to an acute ward of internal medicine. *Basic Clin Pharmacol Toxicol.* 2010; 106(5):422–7. <https://doi.org/10.1111/j.1742-7843.2009.00511.x> PMID: 20059474
35. Marotti SB, Kerridge RK, Grimer MD. A randomised controlled trial of pharmacist medication histories and supplementary prescribing on medication errors in postoperative medications. *Anaesth Intensive Care.* 2011; 39(6):1064–70. PMID: 22165359
36. Nickerson A, MacKinnon NJ, Roberts N, Saulnier L. Drug-therapy problems, inconsistencies and omissions identified during a medication reconciliation and seamless care service. *Healthc Q.* 2005; 8 Spec No:65–72.
37. Schnipper JL, Kirwin JL, Cotugno MC, Wahlstrom SA, Brown BA, Tarvin E, et al. Role of pharmacist counseling in preventing adverse drug events after hospitalization. *Arch Intern Med.* 2006; 166(5):565–71. <https://doi.org/10.1001/archinte.166.5.565> PMID: 16534045
38. Scullin C, Scott MG, Hogg A, McElnay JC. An innovative approach to integrated medicines management. *J Eval Clin Pract.* 2007; 13(5):781–8. <https://doi.org/10.1111/j.1365-2753.2006.00753.x> PMID: 17824872
39. Stowasser AD, Collins MD, Stowasser M. A Randomised Controlled Trial of Medication Liaison Services—Patient Outcomes. *Journal of pharmacy practice and research.* 2002; 32:133–40.
40. Rozich JD, Resar RK. Medication safety: one organization's approach to the challenge. *J Clin Outcomes Manag.* 2001; 8(10):27–34.
41. Rozich JD, Howard RJ, Justeson JM, Macken PD, Lindsay ME, Resar RK. Standardization as a mechanism to improve safety in health care. *Jt Comm J Qual Saf.* 2004; 30(1):5–14. PMID: 14738031
42. Coleman EA, Smith JD, Raha D, Min SJ. Post hospital medication discrepancies: prevalence and contributing factors. *Arch Intern Med.* 2005; 165(16):1842–47. <https://doi.org/10.1001/archinte.165.16.1842> PMID: 16157827
43. Gleason KM, Groszek JM, Sullivan C, Rooney D, Barnard C, Noskin GA. Reconciliation of discrepancies in medication histories and admission orders of newly hospitalized patients. *Am J Health Syst Pharm.* 2004; 61:1689–95. PMID: 15540481
44. Nester TM, Hale LS. Effectiveness of a pharmacist-acquired medication history in promoting patient safety. *Am J Health Syst Pharm.* 2002; 59:2221–25. PMID: 12455306