

UNIVERSITY OF BIRMINGHAM

Research at Birmingham

Safety and efficacy of digoxin : systematic review and meta-analysis of observational and controlled trial data

Ziff, Oliver J; Lane, Deirdre; Samra, Monica; Griffith, Michael; Kirchhof, Paulus; Lip, Gregory; Steeds, Richard; Townend, Jonathan; Kotecha, Dipak

DOI:

[10.1136/bmj.h4451](https://doi.org/10.1136/bmj.h4451)

License:

Creative Commons: Attribution-NonCommercial (CC BY-NC)

Document Version

Publisher's PDF, also known as Version of record

Citation for published version (Harvard):

Ziff, OJ, Lane, DA, Samra, M, Griffith, M, Kirchhof, P, Lip, GYH, Steeds, RP, Townend, J & Kotecha, D 2015, 'Safety and efficacy of digoxin : systematic review and meta-analysis of observational and controlled trial data', *BMJ*, vol. 351, h4451. <https://doi.org/10.1136/bmj.h4451>

[Link to publication on Research at Birmingham portal](#)

Publisher Rights Statement:

Eligibility for repository : checked 03/09/2015

General rights

Unless a licence is specified above, all rights (including copyright and moral rights) in this document are retained by the authors and/or the copyright holders. The express permission of the copyright holder must be obtained for any use of this material other than for purposes permitted by law.

- Users may freely distribute the URL that is used to identify this publication.
- Users may download and/or print one copy of the publication from the University of Birmingham research portal for the purpose of private study or non-commercial research.
- User may use extracts from the document in line with the concept of 'fair dealing' under the Copyright, Designs and Patents Act 1988 (?)
- Users may not further distribute the material nor use it for the purposes of commercial gain.

Where a licence is displayed above, please note the terms and conditions of the licence govern your use of this document.

When citing, please reference the published version.

Take down policy

While the University of Birmingham exercises care and attention in making items available there are rare occasions when an item has been uploaded in error or has been deemed to be commercially or otherwise sensitive.

If you believe that this is the case for this document, please contact UBIRA@lists.bham.ac.uk providing details and we will remove access to the work immediately and investigate.



Safety and efficacy of digoxin: systematic review and meta-analysis of observational and controlled trial data

Oliver J Ziff,^{1,2} Deirdre A Lane,^{1,3} Monica Samra,² Michael Griffith,⁴ Paulus Kirchhof,^{1,3} Gregory Y H Lip,^{1,3} Richard P Steeds,⁴ Jonathan Townend,^{1,4} Dipak Kotecha^{1,3,4,5}

¹University of Birmingham Centre for Cardiovascular Sciences, Birmingham, UK

²Royal Free London NHS Foundation Trust, London, UK

³Sandwell and West Birmingham NHS Trust, City Hospital, Birmingham, UK

⁴University Hospitals Birmingham NHS Trust, Birmingham, UK

⁵Monash Centre of Cardiovascular Research and Education in Therapeutics, Monash University, Melbourne, Australia

Correspondence to: D Kotecha, University of Birmingham Centre for Cardiovascular Sciences, Medical School, Edgbaston, Birmingham B15 2TT d.kotecha@bham.ac.uk

Additional material is published online only. To view please visit the journal online (<http://dx.doi.org/10.1136/bmj.h4451>)

Cite this as: *BMJ* 2105;351:h4451 doi: 10.1136/bmj.h4451

Accepted: 13 Aug 2015

ABSTRACT

OBJECTIVE

To clarify the impact of digoxin on death and clinical outcomes across all observational and randomised controlled trials, accounting for study designs and methods.

DATA SOURCES AND STUDY SELECTION

Comprehensive literature search of Medline, Embase, the Cochrane Library, reference lists, and ongoing studies according to a prospectively registered design (PROSPERO: CRD42014010783), including all studies published from 1960 to July 2014 that examined treatment with digoxin compared with control (placebo or no treatment).

DATA EXTRACTION AND SYNTHESIS

Unadjusted and adjusted data pooled according to study design, analysis method, and risk of bias.

MAIN OUTCOME MEASURES

Primary outcome (all cause mortality) and secondary outcomes (including admission to hospital) were meta-analysed with random effects modelling.

RESULTS

52 studies were systematically reviewed, comprising 621 845 patients. Digoxin users were 2.4 years older than control (weighted difference 95% confidence interval 1.3 to 3.6), with lower ejection fraction (33% v 42%), more diabetes, and greater use of diuretics and anti-arrhythmic drugs. Meta-analysis included 75 study analyses, with a combined total of 4 006 210 patient years of follow-up. Compared with control, the pooled risk ratio for death with digoxin was 1.76 in unadjusted analyses (1.57 to 1.97), 1.61 in adjusted analyses (1.31 to 1.97), 1.18 in propensity matched studies (1.09 to 1.26), and 0.99 in randomised controlled trials (0.93 to 1.05). Meta-regression confirmed that baseline differences between treatment groups had a

significant impact on mortality associated with digoxin, including markers of heart failure severity such as use of diuretics ($P=0.004$). Studies with better methods and lower risk of bias were more likely to report a neutral association of digoxin with mortality ($P<0.001$). Across all study types, digoxin led to a small but significant reduction in all cause hospital admission (risk ratio 0.92, 0.89 to 0.95; $P<0.001$; $n=29\ 525$).

CONCLUSIONS

Digoxin is associated with a neutral effect on mortality in randomised trials and a lower rate of admissions to hospital across all study types. Regardless of statistical analysis, prescription biases limit the value of observational data.

Introduction

Heart failure and atrial fibrillation are two emerging epidemics of the 21st century. Despite considerable advances in the management of both conditions, there remain controversies regarding some of the most widely used drugs, including β blockers¹ and cardiac glycosides.² Digitalis, first introduced to clinical cardiology by William Withering in Birmingham around 1785, has widely been used as a positive inotrope in heart failure and for its negative chronotropic activity in atrial fibrillation. Recently, the use of digoxin has declined,³⁻⁵ partially because of concerns about safety after the publication of observational studies reporting increased mortality with digoxin.⁶⁻⁸ In contrast, the largest randomised controlled trial of digoxin in heart failure (the DIG trial) showed neutral effects on mortality and a reduction in admissions to hospital compared with placebo, as well as a decrease in mortality among those with low serum digoxin concentrations.^{9,10} The results of several smaller randomised trials were consistent with these findings, showing that digoxin improves symptoms and prevents clinical deterioration.¹¹

In atrial fibrillation, however, no such experimental trials exist, and confusion about whether digoxin is truly linked to adverse prognosis has led to the downgrading of digoxin in clinical practice guidelines.¹²⁻¹⁴ Two recent meta-analyses have supported this view but were based solely on a small selection of observational studies,^{15,16} highlighting the need for a more comprehensive assessment. Furthermore, the finding that β blockers have no prognostic impact in patients with heart failure and concomitant atrial fibrillation¹ has again led to questions as to what alternatives clinicians have available. There is therefore a clear imperative to define the place of digoxin in the clinical management of both heart failure and atrial fibrillation and to guide physicians and patients with an indication for treatment with digoxin.

WHAT IS ALREADY KNOWN ON THIS TOPIC

Digoxin is often used to reduce symptoms in patients with heart failure, as well as to control heart rate in those with atrial fibrillation

Recent observational studies have suggested increased mortality associated with digoxin, but these are limited by prescription bias, as only those patients at highest risk tend to receive digoxin

WHAT THIS STUDY ADDS

Our study comprehensively assessed data on mortality and cardiovascular outcomes from all studies since 1960 comparing the use of digoxin versus placebo or no treatment

Using meta-analysis and meta-regression techniques, we have highlighted the importance of basing treatment decisions on randomised controlled trial data, rather than observational studies, which are unable to correct for inherent bias

Digoxin is particularly prone to prescription bias as clinicians have been trained to use digoxin in sicker patients. Statistical adjustment of observational data does not remove all confounding, and even techniques such as propensity score matching cannot replace randomised allocation.¹⁷⁻¹⁹ Different types of adjustment for confounders often result in conflicting findings, adding to confusion for clinicians. For example, with the same dataset, three post hoc analyses of the Atrial Fibrillation Follow-up Investigation of Rhythm Management (AFFIRM) trial reported different conclusions regarding the safety of non-randomised prescriptions of digoxin.²⁰⁻²²

In view of the potential usefulness of digoxin in heart failure and atrial fibrillation, and in an attempt to settle the uncertainty over adverse outcomes, we assessed the efficacy and safety of digoxin by comprehensively meta-analysing all available observational and experimental studies. Our hypothesis was that study design would have an important impact on the observed mortality associated with digoxin.

Methods

Eligibility criteria and search strategy

We evaluated all studies that examined comparative outcomes with digoxin and control (placebo or no treatment), regardless of study design. All cardiovascular outcomes and all populations were included. We excluded studies that did not provide comparative outcomes or were not published as full text articles in English. The definitions of heart failure, atrial fibrillation, coronary artery disease, and myocardial infarction used by each individual study were accepted. We systematically reviewed Medline (1960 to July 2014), Embase (1980 to July 2014), and the Cochrane Library (until July 2014 Issue). The search strategy included keywords and MeSH terms relating to cardiac glycosides and death, admission to hospital, or other cardiovascular outcomes. We also manually searched reference lists of relevant studies, investigated registers of ongoing trials, and included studies after discussion with content experts.

The review was conducted according to the Preferred Reporting Items for Systematic reviews and Meta-Analyses (PRISMA) guidelines.²³ The project was prospectively registered with the PROSPERO database of systematic reviews (CRD42014010783).²⁴

Data collection, synthesis, and risk of bias

Two investigators (OJZ and MS) independently extracted and tabulated data on a standardised data extraction form. Discrepancies and missing data were resolved by group discussion, reference to the original publication, and additional independent adjudication (DK). All data were extracted from studies, including crude outcome data and adjusted analyses, comprising multivariate adjustment and propensity matched data, where available. Careful note was made of the analysis method (including risk ratio (preferred), odds ratio, or hazard ratio) and the population studied. Additional unpublished data were provided from the authors of two studies on clinical outcomes of interest.^{25,26} Studies by Freeman and colleagues²⁷ and Whitbeck and colleagues²⁰ were

excluded from the quantitative meta-analysis as digoxin was assessed in a time dependent fashion, whereas all other studies assessed digoxin at baseline. Jorge and colleagues²⁸ and Domanski and colleagues²⁹ were not meta-analysed as crude event rates were not presented. Gheorghiade and colleagues²¹ and Whitbeck and colleagues²⁰ provided unadjusted data derived from the same cohort (the AFFIRM trial), albeit with different patient inclusion. We performed a sensitivity analysis and inclusion/exclusion of one or the other study had no effect on results. Ancillary analyses of trials were not included if the original study reported mortality outcomes for the whole population. When more than two treatment arms were assessed, we incorporated only the digoxin and placebo treatment effects.^{30,31} We also included two studies in press at the July 2014 cut-off date; both were subsequently published in full.^{7,8}

We assessed the risk of bias with the Cochrane Collaboration's risk of bias tool for randomised controlled trials and the risk of bias assessment tool for non-randomised studies (RoBANS), both of which address key criteria such as selection bias, exposure measurement, blinding, completeness of outcome data, and selectivity of reporting.^{32,33} We assessed of risk of bias using these standardised tools independently from data extraction, with each study assessed by two authors and adjudication by a third when required.

Primary and secondary outcomes

The predefined primary outcome was all cause mortality. Secondary outcomes included cardiovascular mortality; admission to hospital for any cause, cardiovascular causes, and heart failure; incident stroke; and incident myocardial infarction. We also explored evidence for a dose related effect on outcomes.

Statistical analysis

We meta-analysed baseline demographics, comparing the digoxin and control groups from all studies that provided unadjusted data, and summarised them as the weighted mean difference or odds ratio. Meta-analysis was prespecified to use a random effects model because of the anticipated variety in study designs and populations. Pooled binary event data for digoxin and control cohorts were compared with risk ratios and associated 95% confidence intervals with the method of DerSimonian and Laird.³⁴ In cases where the odds ratio was described, we converted these to a risk ratio for meta-analysis ($RR=OR/([1-pRef]+[pRef*OR])$, where $pRef$ is the prevalence of the outcome in the reference group).³⁵ Results provided as hazard ratios were meta-analysed separately from risk ratios.

Outcomes were assessed according to type of analysis (unadjusted, adjusted, propensity matched, and randomised controlled trials) and the population studied (heart failure and/or atrial fibrillation, or other populations including unspecified). Because of the small number of trials available for analysis of admission to hospital, we performed two exploratory meta-analyses that included various study types. We assessed these with a fixed effects approach according to the method of Mantel and

Haenszel,³⁶ with confirmation using the random effects model previously described. Sensitivity analyses were performed according to study design and by subpopulations, including a post hoc defined assessment in patients with concomitant heart failure and atrial fibrillation.

Heterogeneity was assessed with χ^2 squared test and I^2 statistic, with the estimate of heterogeneity taken from the inverse variance fixed effects model. Meta-regression was performed to assess the impact of baseline variables on the logarithm of effect estimates of crude unadjusted mortality outcomes from observational data. The primary assessment used the residual maximum likelihood with random effects weighting and the Knapp and Hartung t-distribution.³⁷ To avoid false positive results, we confirmed our findings using the method of moments, with P value calculation from 20 000 random Monte Carlo permutations.³⁸ An exploratory meta-regression was performed according to the risk of bias attributed to each study. Publication bias was assessed with Begg's test and Egger's test to identify small study effects according to study analysis methods and also in the overall cohort disregarding study design. A two tailed $P=0.05$ was considered significant. Analyses were performed with Stata Version 13.1 (StataCorp LP, TX).

Results

The search strategy identified 52 studies for systematic review, including 621 845 patients allocated to digoxin treatment or control, representing 2248 775 patient years of follow-up (fig 1). Overall, 144 593 patients were taking digoxin (23.3%) compared with 476 984 in the control arms (76.7%). Study descriptors are summarised in table A in appendix 1. Of the 42 studies, 26 were retrospective or prospective cohorts,^{6 7 25 28 39-59} nine were post hoc analyses of randomised trials,^{20 21 60-66} and seven were randomised on the basis of digoxin.^{9 30 31 67-70} The length of follow-up (weighted average) was 3.7 (SD 2.4) years with a range of 0.25-8.2 years.

Table 1 summarises the differences in key characteristics between digoxin and control groups (for full baseline demographics, see table B in appendix 1). Patients receiving digoxin were older than controls (weighted mean difference 2.4 years), more likely to be diabetic, and more often receiving diuretics or anti-arrhythmic drugs. Sample size weighting suggested that mean left ventricular ejection fraction was lower in digoxin patients (0.33) than controls (0.42). We were unable to meta-analyse left ventricular ejection fraction because of a lack of data on standard deviation.

The risk of bias in individual studies is presented in tables C and D in appendix 1. As expected, this was proportional to the robustness of study design, with randomised controlled trials having the lowest risk of bias. There was no evidence of small study effects or publication bias in any of the analysis groups individually or when we combined all studies using the most adjusted analysis available (all $P>0.1$ for Begg's and Egger's tests).

Meta-analysis was suitable for five outcomes: all cause mortality, cardiovascular mortality, all cause hospital admissions, cardiovascular hospital admissions, and heart failure hospital admissions.

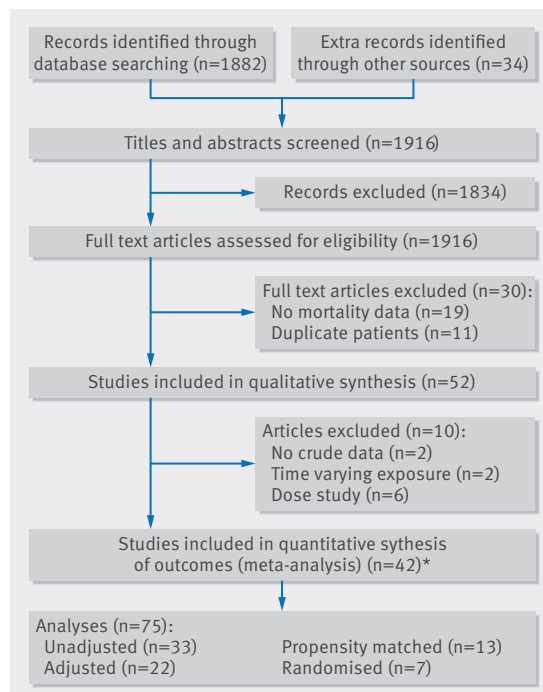


Fig 1 | Selection of studies flowchart (after duplicates removed) on safety and efficacy of digoxin. *Primary outcome (all cause mortality) includes data from 41 studies

All cause mortality

Forty one studies were suitable for meta-analysis of all cause mortality.^{6-9 20 21 25 26 30 31 39 40-53 55 56-70} These studies contributed to 75 separate analyses, with an overall combined total of 999 994 patients and 4 006 210 patient years of follow-up across four analysis subtypes (table 2). Figure 2 presents a summary of the individual meta-analyses performed. We performed an exploratory meta-regression of the effect of study level bias on all cause mortality for digoxin compared with control. This analysis confirmed that studies with higher bias reported a greater association of digoxin with death ($P<0.001$; fig 3 and table 3). Appendix 2 shows results of studies not included in the meta-analysis.

Table 1 | Pooled weighted characteristics of baseline demographics in patients treated with digoxin compared with control. Figures are odds ratio (95% CI) unless stated otherwise

Baseline characteristic	Digoxin v control arm (95% CI)	P value
Age (years)	2.47* (1.36 to 3.57)	<0.001
Men	0.90 (0.81 to 1.00)	0.063
Diabetes	1.38 (1.21 to 1.57)	<0.001
Atrial fibrillation	4.35 (2.73 to 6.93)	<0.001
Heart failure	4.22 (2.85 to 6.23)	<0.001
Diuretic	3.22 (2.21 to 4.68)	<0.001
β blocker	0.75 (0.61 to 0.92)	0.005
Anti-arrhythmic	1.66 (1.08 to 2.56)	0.021

*Weighted mean difference.

Table 2 | Summary of studies and patients in systematic review and meta-analyses of safety and efficacy of digoxin

Outcome and analysis	No of studies	No of analyses	Digoxin patients	Control patients	Total No of patients	Patient years of follow-up
Systematic review	52	—	144 593*	476 984*	621 845	2 248 775
All cause mortality:						
Unadjusted observational	29	33	91 606	240 329	331 935	1 166 223
Adjusted observational	20	22	67 649	177 400	245 049	1 009 208
Propensity matched	10	13	96 877	317 727	414 604	1 806 405
Randomised	7	7	4203	4 203	8406	24 373
Total combined	41	75	260 335	739 659	999 994	4 006 210
All cause mortality in heart failure plus atrial fibrillation	4	6	22 344	23 930	46 274	139 769
Cardiovascular mortality:						
Observational	3	3	1300	10 099	11 399	53 511
Randomised	5	5	4037	4031	8 068	24 240
Total combined	8	8	5337	14 130	19 467	77 751
All cause hospital admission:						
Unadjusted observational	2	2	3023	12 130	15 153	65 965
Propensity matched	4	4	3598	2986	6584	17 218
Randomised	2	2	3889	3899	7788	24 143
Total combined	8	8	10 510	19 015	29 525	107 325
Heart failure hospital admission	6	6	9701	7977	17 678	60 869
Cardiovascular hospital admission	3	3	4101	4222	8 323	25 694
Incident myocardial infarction	3	3	7800	7317	15 117	41 732
Incident stroke	4	4	4962	27 938	32 900	106 172
Serum digoxin concentration	16	10	30 810	159 546	193 247	715 783

*Excludes study by Jorge and colleagues²⁸ as separate numbers not provided.

Unadjusted data from observational studies

Unadjusted mortality rates for digoxin and control were available in 33 observational analyses (n=331 935).^{6-8 20 21 25 26 39 40-66} The risk ratio for all cause mortality was 1.76 (95% confidence interval 1.57 to 1.97; P<0.001; fig A in appendix 3). There was substantial heterogeneity across trials (>90%; P=0.001). In studies pertaining only to heart failure and/or atrial fibrillation cohorts, the risk ratio was 1.33 (1.19 to 1.50; P<0.001) compared with 2.61 (2.12 to 3.22; P<0.001) for other patient populations. In 28 studies that provided crude event numbers, 18 161/69 763 (26.0%) patients died in the digoxin group compared with 37 563/200 266 (18.8%) in the control arm.

Meta-regression was used to explore the impact of differences in key baseline characteristics between digoxin and control patients on all cause mortality in

observational data. Studies with smaller differences in the percentage of patients with diabetes, as well as those receiving diuretics and anti-arrhythmic drugs, reported less difference in mortality between digoxin and control. At study level, baseline age and year of publication also significantly affected the comparative risk of death between patients treated with digoxin and control (table 3 and fig B in appendix 3).

Adjusted data from observational studies

Adjusted mortality data were available for 22 observational analyses (n=245 049).^{7 21 26 41-45 47 50 53 55-59 62 63 65 66} Compared with control, digoxin was associated with an increased risk of death (risk ratio 1.61, 95% confidence interval 1.31 to 1.97, P<0.001; hazard ratio 1.17, 1.07 to 1.29, P=0.001; see fig C in appendix 3). In studies that enrolled only patients with heart failure and/or atrial fibrillation, the risk of death associated with digoxin use was of borderline significance (hazard ratio 1.16, 1.05 to 1.28; P=0.04). Adjustment factors varied widely (table E in appendix 1).

Propensity matched observational studies

Thirteen analyses (n=414 604) used a propensity matched cohort design.^{6-8 21 46 48 56-58 67} Compared with control, digoxin use was associated with a small increased risk of death in studies that reported risk ratio (1.18, 95% confidence interval 1.09 to 1.26; P<0.001). There was no significant association in studies that reported hazard ratios (1.07, 0.96 to 1.19; P=0.20; fig D in appendix 3). In studies of patients with heart failure and/or atrial fibrillation, there were similar results for risk ratios (1.18, 1.10 to 1.27; P<0.001), but no difference in mortality for studies reporting hazard ratios (1.00, 0.84 to 1.20; P=0.99).

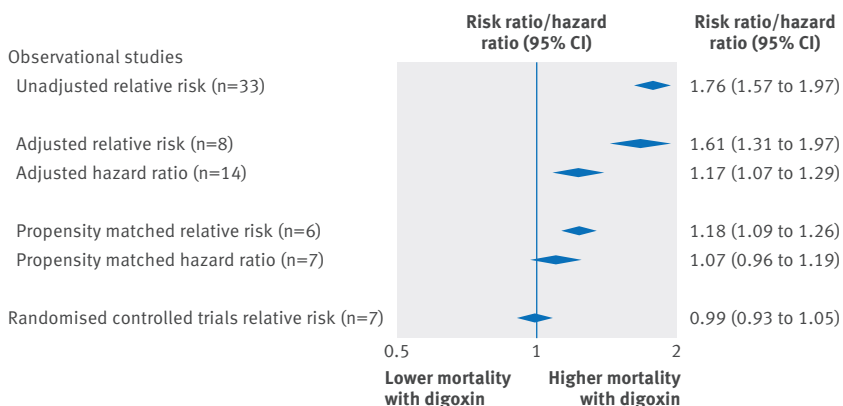


Fig 2 | Summary of meta-analyses for all cause mortality in observational and randomised studies on safety and efficacy of digoxin, comprising 999 994 participants across 75 study analyses. (See fig 4 and figs A, C, D, and E in appendix 3 for study level results)

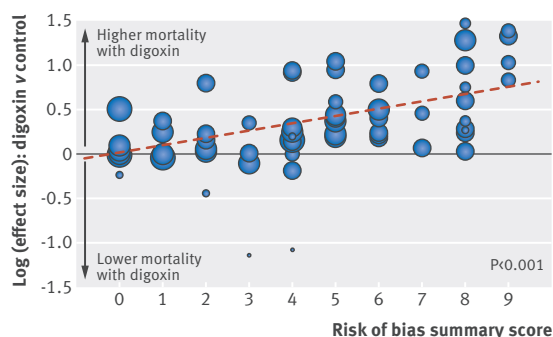


Fig 3 | Meta-regression of all cause mortality according to risk of bias and efficacy of digoxin. Risk of bias in each study was summed across all six domains (low risk=0, unclear risk=1, high risk=2; excluding “other threats to validity” domain from Cochrane risk of bias tool). All analyses that provided data on rates of death were included, regardless of study design. Each circle represents particular study, with circle size dependent on precision of each estimate in random-effects model (inverse of its variance)

Randomised controlled trials

Seven randomised controlled trials were included (n=8406).^{9 30 31 67-70} There were no differences in mortality between patients randomised to digoxin or placebo (risk ratio 0.99, 95% confidence interval 0.93 to 1.05; P=0.75; fig 4). All seven of these trials were conducted in patients with heart failure. Importantly, there was no evidence of heterogeneity across studies ($I^2=0\%$, P=0.97).

All cause mortality in patients with heart failure and atrial fibrillation

We performed a post hoc defined sensitivity analysis to assess the impact of digoxin on mortality in patients with combined heart failure and atrial fibrillation, which included two analyses of crude observational data,^{46 55} two adjusted observational analyses,^{55 59} and two propensity matched cohorts^{8 46} (total n=46 274; 139 769 patient years of follow-up). Digoxin had no sig-

nificant effect on mortality in this patient group (see fig E in appendix 3). These studies included patients with a clinical heart failure syndrome, although on the basis of average left ventricular ejection fraction, most patients had heart failure with reduced ejection fraction.

Cardiovascular mortality

Limited data were available for cardiovascular mortality. In patients with heart failure and/or atrial fibrillation, five randomised studies (n=8068) found no association between use of digoxin and cardiovascular death (risk ratio 1.01, 95% confidence interval 0.94 to 1.08; P=0.82).^{9 31 67 69 70} In contrast, pooled data from one adjusted and two unadjusted observational studies in other patient populations (n=11 399) found an increased risk of cardiovascular death (2.53, 1.12 to 5.71; P=0.025).^{39 45 63}

Admission to hospital, other cardiovascular events, and digoxin dose

Detailed results on admissions to hospital and other outcomes are presented in appendix 2. To summarise, digoxin was associated with a small but significant reduction in all cause admission to hospital across all study types (overall risk ratio 0.92, 95% confidence interval 0.89 to 0.95; P<0.001; fig F in appendix 3), as well as significantly lower rates of admissions related to cardiovascular disease and heart failure (see fig G in appendix 3). There was no evidence for any increase or reduction in other cardiovascular events with digoxin, such as myocardial infarction or incident stroke. Limited information on digoxin dose suggests that lower serum digoxin concentrations of between 0.5 and 0.9 ng/mL were associated with improved prognosis, whereas higher concentrations correlated with increased mortality.

Discussion

Digoxin has a neutral effect on all cause mortality in randomised trials and is associated with a reduction in hospital admission. This finding is based on a comprehensive systematic review including over 600 000 patients, with meta-analysis incorporating a combined total of four million patient years of follow-up. Based on our analysis, observational studies that report increased mortality with digoxin use (regardless of statistical methods) were unable to adjust for systematic differences in the type of patients who received digoxin. Uniquely, we were able to show that studies exhibiting a higher risk of bias reported a stronger association with all cause mortality, highlighting the need to base clinical decisions relating to patient management on high quality data derived from controlled trials, rather than post hoc or observational data.

Heart failure and atrial fibrillation cause a substantial burden of disease worldwide.^{71 72} Throughout most of the past century, digoxin was routinely used to improve cardiac output and to avoid admission to hospital. Based on information from large randomised trials, the use of digoxin has been eclipsed by the widespread initiation of drugs with prognostic benefit, including ACE inhibitors⁷³, β blockers (in sinus rhythm),¹ and aldosterone antagonists.^{74 75} This decline in use followed evidence from the DIG Trial that digoxin does not reduce

Table 3 | Meta-regression for all cause mortality in studies on safety and efficacy of digoxin

Risk of bias assessment (all studies)	No of analyses	Regression equation β coefficient (95% CI)*	P value†	
			Method 1	Method 2
Summary bias score (per 1 point)	61	1.09 (1.05 to 1.12)	<0.001	<0.001
Difference between digoxin and control arms at baseline (observational studies)				
Diabetes (per 10% difference)	21	1.58 (1.14 to 2.19)	0.008	0.005
Hypertension (per 10% difference)	15	1.23 (0.88 to 1.73)	0.201	0.272
Diuretics (per 10% difference)	14	1.19 (1.07 to 1.33)	0.004	<0.001
Anti-arrhythmic drugs (per 10% difference)	7	1.69 (1.22 to 2.34)	0.009	0.030
Baseline study level variable (observational studies)				
Year of publication (per 5 years)	28	0.88 (0.83 to 0.93)	<0.001	0.001
Age (per 10 years)	22	0.72 (0.60 to 0.87)	0.001	0.002
Male sex (per 10%)	22	1.11 (0.99 to 1.26)	0.075	0.117
Previous myocardial infarction (per 10%)	17	1.10 (1.01 to 1.20)	0.028	0.043

* β coefficient for natural logarithm of effect size for each variable of interest reflecting unit change (for example, per 1 point change in summary bias score (range 0-12) or per 10% difference between digoxin and control arms).
 †See figure 3 and fig B in appendix 3. Primary assessment used residual maximum likelihood with random effects weighting and Knapp and Hartung t-distribution (method 1). To avoid false positive results, we confirmed our findings using method of moments, with P value calculation from 20 000 random Monte Carlo permutations (method 2).

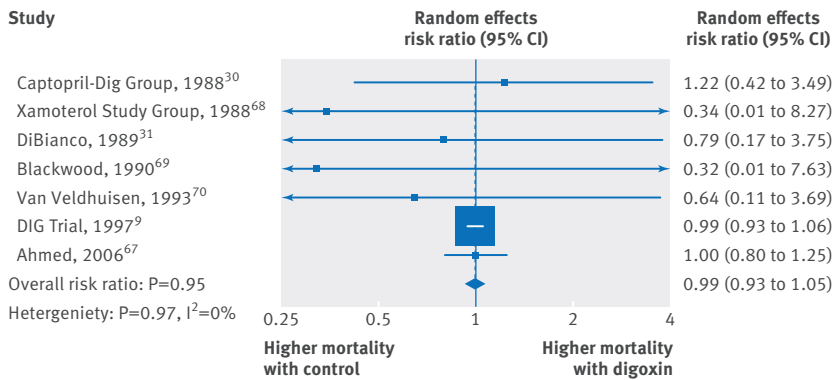


Fig 4 | Meta-analyses of all cause mortality in randomised controlled trials on safety and efficacy of digoxin

mortality in patients with heart failure,⁹ despite high rates of concomitant digoxin use in most trials of treatment for heart failure. Currently, European and American guidelines recommend digoxin for persistent symptoms, despite optimal treatment, or as an alternative/adjunct to reduce hospital admissions.^{76 77} Atrial fibrillation guidelines preferentially suggest treatment with β blockers over digoxin, except in sedentary patients or as an adjunct for additional rate control.^{13 78}

Heart failure and atrial fibrillation often co-exist, leading to further adverse prognosis.^{79–81} A recent individual patient data meta-analysis showed that β blockers had no significant effect on mortality or hospital admission in patients with heart failure and reduced ejection fraction and concomitant atrial fibrillation.¹ In this context, clinicians have only a single other choice of rate control treatment—namely, digoxin—as calcium channel blockers can have negatively inotropic effects in failing hearts.^{82 83} In this increasingly prevalent population, our findings regarding digoxin might be of particular clinical importance. Our analysis confirmed that, similar to β blockers, digoxin has a neutral effect on mortality in patients with co-existing heart failure and atrial fibrillation, even in observational studies with associated prescription biases. Although there were insufficient data to assess hospital admissions specifically in patients with heart failure plus atrial fibrillation, we found that digoxin reduced admissions for any cause, cardiovascular causes, and heart failure across all study types. Whether digoxin has other beneficial effects, such as an increase in left ventricular ejection fraction or improvement in quality of life, has yet to be determined in patients with atrial fibrillation (for example, the proposed RAte control Therapy Evaluation in Atrial Fibrillation [RATE-AF] randomised trial⁸⁴). This type of information is vital if we are to defend against the enormous healthcare burden posed by these two conditions.^{85 86}

As digoxin is no longer first line treatment for either atrial fibrillation or heart failure, it is often prescribed when clinicians detect deterioration in patients resistant to initial treatment. Thus, treatment with digoxin is likely to be influenced by the probability of mortality, creating a scenario of “confounding by indication.”⁸⁷ We have clearly shown the profound differences in baseline characteristics between patients in digoxin

and control groups in observational studies and exposed their impact on all cause mortality through meta-regression methods. These differences could partly explain the conflicting results from recent observational studies derived from similar cohorts,^{20 21 22} a problem not unique to cardiology trials.^{88 89} The disparity in these studies promotes the notion that even sophisticated statistical methods should be interpreted with caution and cannot replace randomisation. Although statistical adjustment for known confounders is often used to combat allocation bias (for example, with propensity matching), important confounders can be unknown or masked. Even with a reasonable selection of adjustment variables, when treatment and control groups differ vastly in characteristics, reliable effect estimates are not possible without breaching the assumptions of the statistical model.^{90 91 92} With regards to digoxin, our analysis shows that adjustment for known confounders mitigates bias to an extent but will leave residual confounding that results in important clinical impact. Although digoxin has a higher tendency to such bias than other treatments, the same principle will apply to other cardiovascular treatments, providing a cautionary reminder that observational data are hypothesis generating, rather than definitive.

Several additional studies in patients with atrial fibrillation were published during the analysis stage of our study, and these are highlighted in table F in appendix 1. All were either post hoc assessments of trials or cohort/registry studies.^{93–99} One study found a lower death rate in patients treated with digoxin, three identified no association, and four identified higher mortality in patients treated with digoxin. In all studies there were substantial differences in the patients receiving digoxin compared with those receiving control treatment, including higher rates of heart failure, more advanced atrial fibrillation, prognostically worse baseline demographics, and receipt of drugs that have previously been associated with increased mortality, including anti-arrhythmic drugs. Taking all studies into account, our systematic review suggests that digoxin should continue to be considered as a treatment option to achieve control of heart rate in those with atrial fibrillation and also to avoid hospital admissions in patients with heart failure (fig 5). Despite our reassuring data with respect to mortality, clinicians should adhere to guidelines—for example, by ensuring the use of recommended drugs and devices in patients with heart failure and reduced ejection fraction, and appropriate anticoagulation in those with atrial fibrillation.

Limitations

Our review is based on reported results of independent published studies, prepared according to explicit reproducible methods. Although meta-analysis of individual patient data is the ideal,¹⁰⁰ it is practically unfeasible with such large combinations of data across an extensive number of studies. We acknowledge several limitations of our analysis. Firstly, there is a clear and understandable discrepancy in the sample sizes from randomised and observational data. Secondly, both heart failure and




Fig 5 | Overview of evidence base for digoxin versus placebo/no treatment

atrial fibrillation have a wide clinical spectrum, from asymptomatic disease to a severe uncontrolled condition. Definitions of heart failure and atrial fibrillation in different studies varied, and we cannot exclude misclassification. Although some studies reported the stage of heart failure, left ventricular ejection fraction, and the type of atrial fibrillation, many studies did not.

Thirdly, because of anticipated differences in study design and populations, we prespecified a random effects model. Although we noted substantial heterogeneity for all cause mortality between observational trials, this was not evident in meta-analysis of randomised controlled trials. We were unable to perform meta-analysis of serum digoxin concentration, digoxin dose, or the type of cardiac glycoside prescription (digoxin, digitalis, or digitoxin) because of insufficient data in the included studies. Of note, a large placebo controlled randomised trial has recently started recruitment, examining the effect of digitoxin in patients with heart failure and reduced ejection fraction.¹⁰¹ Although we found no evidence of publication bias, statistical measurements can be misleading especially when heterogeneity is high.¹⁰²

Finally, because of a lack of randomised data in patients with atrial fibrillation without heart failure, we are unable to comment on the prognostic impact of digoxin specifically in these patients. Observational data here are limited as between 30% and 50% of patients with atrial fibrillation also have heart failure,⁷⁹ and heart failure with preserved ejection fraction in particular is underdiagnosed.¹⁰³ Although we saw no increase in mortality in patients with a clinical diagnosis of heart failure and concomitant atrial fibrillation, further randomised data are awaited in patients with atrial fibrillation to settle this important clinical question.

Conclusion

Digoxin use has a neutral effect on mortality in randomised trials and reduces hospital admissions. The

association between digoxin and adverse outcomes in observational studies is likely to be non-causative and a result of confounding that cannot be mitigated by statistical adjustment. Future randomised trials of digoxin are urgently required to identify the place of this treatment in the management of patients with heart failure and those with atrial fibrillation.

Contributors: DK designed the study concept, led the study group, performed statistical analysis, drafted the manuscript, and is guarantor. OJZ developed eligibility criteria, performed the primary literature search, contributed to data extraction, and drafted the manuscript. DAL, MS, MG, PK, GYHL, RPS, and JT contributed to data extraction and critical revision of the manuscript.

Funding: The study was funded by a grant from the Arthur Thompson Trust, University of Birmingham.

Competing interests: All authors have completed the ICMJE uniform disclosure form (www.icmje.org/coi_disclosure.pdf) and declare: DAL has received investigator initiated grants from Boehringer Ingelheim, Bayer Healthcare, and Bristol-Myers Squibb; personal fees from Bristol-Myers Squibb, Boehringer Ingelheim, and Bayer; non-financial support from Boehringer Ingelheim; and is a steering committee member of a phase IV study sponsored by Bristol-Myers Squibb. PK has received grants and personal fees from several research funders including European Union, British Heart Foundation, German Research Foundation, Leducq Foundation, German Ministry of Education and Research, NIHR, and from medical device and pharmaceutical companies. PK also has patents pending for atrial fibrillation therapy and markers. GYHL has served as a consultant for Bayer, Astellas, Merck, AstraZeneca, Sanofi, Bristol-Myers Squibb-Pfizer, Biotronik, Portola, and Boehringer Ingelheim, and has been on the speakers' bureau for Bayer, Bristol-Myers Squibb-Pfizer, Boehringer Ingelheim, and Sanofi-Aventis. JT has received research funding and travel grants from AstraZeneca. DK is the lead for the Beta-blockers in Heart Failure Collaborative Group (BB-meta-HF), has received honorariums from Menarini and professional development support from Daiichi-Sankyo.

Ethical approval: Not required.

Transparency: The lead author (the manuscript's guarantor) affirms that this manuscript is an honest, accurate, and transparent account of the study being reported; that no important aspects of the study have been omitted; and that any discrepancies from the study as planned and registered have been explained.

Data sharing: No additional data are available, though details on statistical analysis are available from the corresponding author on request.

This is an Open Access article distributed in accordance with the Creative Commons Attribution Non Commercial (CC BY-NC 4.0) license, which permits others to distribute, remix, adapt, build upon this work non-commercially, and license their derivative works on different terms, provided the original work is properly cited and the use is non-commercial. See: <http://creativecommons.org/licenses/by-nc/4.0/>.

- Kotecha D, Holmes J, Krum H, et al. Efficacy of beta blockers in patients with heart failure plus atrial fibrillation: an individual-patient data meta-analysis. *Lancet* 2014;384:2235-43.
- Murphy SA. When 'digoxin use' is not the same as 'digoxin use': lessons from the AFFIRM trial. *Eur Heart J* 2013;34:1465-7.
- Goldberger ZD, Alexander GC. Digitalis use in contemporary clinical practice: refitting the foxglove. *JAMA Intern Med* 2014;174:151-4.
- Haynes K, Heitjan D, Kanetsky P, Hennessy S. Declining public health burden of digoxin toxicity from 1991 to 2004. *Clin Pharmacol Ther* 2008;84:90-4.
- Hussain Z, Swindle J, Hauptman PJ. Digoxin use and digoxin toxicity in the post-DIG trial era. *J Card Fail* 2006;12:343-6.
- Chan KE, Lazarus JM, Hakim RM. Digoxin associates with mortality in ESRD. *J Am Soc Nephrol* 2010;21:1550-9.
- Turakhia MP, Santangeli P, Winkelmayer WC, et al. Increased mortality associated with digoxin in contemporary patients with atrial fibrillation: findings from the TREAT-AF study. *J Am Coll Cardiol* 2014;64:660-8.
- Shah M, Avgil Tsadok M, Jackevicius CA, Essebag V, Behloul H, Pilote L. Relation of digoxin use in atrial fibrillation and the risk of all-cause mortality in patients ≥65 years of age with versus without heart failure. *Am J Cardiol* 2014;114:401-6.
- Digitalis Investigation Group. The effect of digoxin on mortality and morbidity in patients with heart failure. *N Engl J Med* 1997;336:525-33.
- Rathore SS, Curtis JP, Wang Y, Bristow MR, Krumholz HM. Association of serum digoxin concentration and outcomes in patients with heart failure. *JAMA* 2003;289:871-8.

- 11 Hood WB, Jr, Dans AL, Guyatt GH, Jaeschke R, McMurray JJ. Digitalis for treatment of congestive heart failure in patients in sinus rhythm: a systematic review and meta-analysis. *J Card Fail* 2004;10:155-64.
- 12 McMurray JJ, Adamopoulos S, Anker SD, et al. ESC Guidelines for the diagnosis and treatment of acute and chronic heart failure 2012: the Task Force for the Diagnosis and Treatment of Acute and Chronic Heart Failure 2012 of the European Society of Cardiology. Developed in collaboration with the Heart Failure Association (HFA) of the ESC. *Eur Heart J* 2012;33:1787-847.
- 13 Camm AJ, Kirchhof P, Lip GY, et al. Guidelines for the management of atrial fibrillation: the Task Force for the Management of Atrial Fibrillation of the European Society of Cardiology (ESC). *Eur Heart J* 2010;31:2369-429.
- 14 Atrial fibrillation: the management of atrial fibrillation. NICE clinical guideline 180. NICE, 2014. www.nice.org.uk/guidance/cg180/.
- 15 Vamos M, Erath JW, Hohnloser SH. Digoxin-associated mortality: a systematic review and meta-analysis of the literature. *Eur Heart J* 2015;36:1831-8.
- 16 Bavishi C, Khan AR, Ather S. Digoxin in patients with atrial fibrillation and heart failure: a meta-analysis. *Int J Cardiol* 2015;188:99-101.
- 17 Rosenbaum PR, Rubin DB. The central role of the propensity score in observational studies for causal effects. *Biometrika* 1983;70:41-55.
- 18 Pearl J. Understanding propensity scores. Causality: models, reasoning, and inference. 2nd ed. Cambridge University Press, 2009.
- 19 Austin PC. An introduction to propensity score methods for reducing the effects of confounding in observational studies. *Multivariate Behav Res* 2011;46:399-424.
- 20 Whitbeck MG, Charnigo RJ, Khairy P, et al. Increased mortality among patients taking digoxin—analysis from the AFFIRM study. *Eur Heart J* 2013;34:1481-8.
- 21 Gheorghide M, Fonarow GC, van Veldhuisen DJ, et al. Lack of evidence of increased mortality among patients with atrial fibrillation taking digoxin: findings from post hoc propensity-matched analysis of the AFFIRM trial. *Eur Heart J* 2013;34:1489-97.
- 22 Patel NJ, Hoosien M, Deshmukh A, et al. Digoxin significantly improves all-cause mortality in atrial fibrillation patients with severely reduced left ventricular systolic function. *Int J Cardiol* 2013;169:e84-6.
- 23 Moher D, Liberati A, Tetzlaff J, Altman DG. Preferred reporting items for systematic reviews and meta-analyses: the PRISMA statement. *BMJ* 2009;339:b2535.
- 24 Kotecha D, Ziff O. The impact of digoxin on death, hospitalisation and cardiovascular outcomes: a systematic review and meta-analysis. PROSPERO register, 2014. www.crd.york.ac.uk/PROSPERO/display_record.asp?ID=CRD42014010783.
- 25 Georgiopoulou VV, Kalogeropoulos AP, Giamouzis G, et al. Digoxin therapy does not improve outcomes in patients with advanced heart failure on contemporary medical therapy. *Circ Heart Fail* 2009;2:90-7.
- 26 Flory JH, Ky B, Haynes K, et al. Observational cohort study of the safety of digoxin use in women with heart failure. *BMJ Open* 2012;2:e000888.
- 27 Freeman JV, Yang J, Sung SH, Hlatky MA, Go AS. Effectiveness and safety of digoxin among contemporary adults with incident systolic heart failure. *Circ Cardiovasc Qual Outcomes* 2013;6:525-33.
- 28 Jorge E, Baptista R, Martins H, et al. Digoxin in advanced heart failure patients: a question of rhythm. *Rev Port Cardiol* 2013;32:303-10.
- 29 Domanski M, Fleg J, Bristow M, Knox S. The effect of gender on outcome in digitalis-treated heart failure patients. *J Card Fail* 2005;11:83-6.
- 30 Comparative effects of therapy with captopril and digoxin in patients with mild to moderate heart failure. The Captopril-Digoxin Multicenter Research Group. *JAMA* 1988;259:539-44.
- 31 DiBianco R, Shabetai R, Kostuk W, Moran J, Schlant RC, Wright R. A comparison of oral milrinone, digoxin, and their combination in the treatment of patients with chronic heart failure. *N Engl J Med* 1989;320:677-83.
- 32 Kim SY, Park JE, Lee YJ, et al. Testing a tool for assessing the risk of bias for nonrandomized studies showed moderate reliability and promising validity. *J Clin Epidemiol* 2013;66:408-14.
- 33 Higgins JPT, Altman DG, Sterne JAC. Assessing risk of bias in included studies. In: Higgins JPT, Green S, eds. *Cochrane handbook for systematic reviews of interventions*. Version 5.1.0. Cochrane Collaboration, 2011.
- 34 DerSimonian R, Laird N. Meta-analysis in clinical trials. *Control Clin Trials* 1986;7:177-88.
- 35 Zhang J, Yu KF. What's the relative risk? A method of correcting the odds ratio in cohort studies of common outcomes. *JAMA* 1998;280:1690-1.
- 36 Mantel N, Haenszel W. Statistical aspects of the analysis of data from retrospective studies of disease. *J Natl Cancer Inst* 1959;22:719-48.
- 37 Harbord RM, Higgins JPT. Meta-regression in Stata. *Stata J* 2008;8:493-519.
- 38 Higgins JP, Thompson SG. Controlling the risk of spurious findings from meta-regression. *Stat Med* 2004;23:1663-82.
- 39 Moss AJ, Davis HT, Conard DL, DeCamilla JJ, Odoroff CL. Digitalis-associated cardiac mortality after myocardial infarction. *Circulation* 1981;64:1150-6.
- 40 Madsen EB, Gilpin E, Henning H, et al. Prognostic importance of digitalis after acute myocardial infarction. *J Am Coll Cardiol* 1984;3:681-9.
- 41 Bigger JT Jr, Fleiss JL, Rolnitzky LM, Merab JP, Ferrick KJ. Effect of digitalis treatment on survival after acute myocardial infarction. *Am J Cardiol* 1985;55:623-30.
- 42 Moss AJ, Bigger JT Jr, Carleen E, et al. The mortality risk associated with digitalis treatment after myocardial infarction. *Cardiovasc Drugs Ther* 1987;1:125-32.
- 43 Molstad P, Abdelnoor M. Digitoxin-associated mortality in acute myocardial infarction. *Eur Heart J* 1991;12:65-9.
- 44 Kober L, Torp-Pedersen C, Gadsboll N, Hildebrandt P, Hoiland-Carlson PF. Is digoxin an independent risk factor for long-term mortality after acute myocardial infarction? *Eur Heart J* 1994;15:382-8.
- 45 Casiglia E, Tikhonoff V, Pizzoli A, et al. Should digoxin be proscribed in elderly subjects in sinus rhythm free from heart failure? A population-based study. *Jpn Heart J* 1998;39:639-51.
- 46 Hallberg P, Lindback J, Lindahl B, Stenestrand U, Melhus H. Digoxin and mortality in atrial fibrillation: a prospective cohort study. *Eur J Clin Pharmacol* 2007;63:959-71.
- 47 Dhaliwal AS, Bredikis A, Habib G, Carabello BA, Ramasubbu K, Bozkurt B. Digoxin and clinical outcomes in systolic heart failure patients on contemporary background heart failure therapy. *Am J Cardiol* 2008;102:1356-60.
- 48 Andrey JL, Romero S, Garcia-Egido A, et al. Mortality and morbidity of heart failure treated with digoxin. A propensity-matched study. *Int J Clin Pract* 2011;65:1250-8.
- 49 Ahmed A, Bourge RC, Fonarow GC, et al. Digoxin use and lower 30-day all-cause readmission for Medicare beneficiaries hospitalized for heart failure. *Am J Med* 2014;127:61-70.
- 50 Rodriguez-Manero M, Otero-Ravina F, Garcia-Seara J, et al. Outcomes of a contemporary sample of patients with atrial fibrillation taking digoxin: results from the AFBAR Study. *Rev Esp Cardiol (Engl Ed)* 2014;67:890-7.
- 51 Banerjee AK, Campbell RW. Digoxin therapy and survival in heart failure in sinus rhythm. *Int J Cardiol* 1996;55:9-13.
- 52 Ryan TJ, Bailey KR, McCabe CH, et al. The effects of digitalis on survival in high-risk patients with coronary artery disease. The Coronary Artery Surgery Study (CASS). *Circulation* 1983;67:735-42.
- 53 Lindsay SJ, Kearney MT, Prescott RJ, Fox KA, Nolan J. Digoxin and mortality in chronic heart failure. UK Heart Investigation. *Lancet* 1999;354:1003.
- 54 Eichhorn EJ, Lukas MA, Wu B, Shusterman N. Effect of concomitant digoxin and carvedilol therapy on mortality and morbidity in patients with chronic heart failure. *Am J Cardiol* 2000;86:1032-5, A10-1.
- 55 Fauchier L, Grimard C, Pierre B, et al. Comparison of beta blocker and digoxin alone and in combination for management of patients with atrial fibrillation and heart failure. *Am J Cardiol* 2009;103:248-54.
- 56 Friberg L, Hammar N, Rosenqvist M. Digoxin in atrial fibrillation: report from the Stockholm Cohort study of Atrial Fibrillation (SCAF). *Heart* 2010;96:275-80.
- 57 Garcia-Rubira JC, Calvo-Taracido M, Francisco-Aparicio F, et al. The previous use of digoxin does not worsen early outcome of acute coronary syndromes: an analysis of the ARIAM Registry. *Intern Emerg Med* 2014;9:759-65.
- 58 Flahavan EM, Sharp L, Bennett K, Barron TI. A cohort study of digoxin exposure and mortality in men with prostate cancer. *BJU Int* 2014;113:236-45.
- 59 Chao TF, Liu CJ, Chen SJ, et al. Does digoxin increase the risk of ischemic stroke and mortality in atrial fibrillation? A nationwide population-based cohort study. *Can J Cardiol* 2014;30:1190-5.
- 60 Byington R, Goldstein S. Association of digitalis therapy with mortality in survivors of acute myocardial infarction: observations in the Beta-Blocker Heart Attack Trial. *J Am Coll Cardiol* 1985;6:976-82.
- 61 Muller JE, Turi ZG, Stone PH, et al. Digoxin therapy and mortality after myocardial infarction. Experience in the MILLIS Study. *N Engl J Med* 1986;314:265-71.
- 62 Leor J, Goldbourt U, Behar S, et al. Digoxin and mortality in survivors of acute myocardial infarction: observations in patients at low and intermediate risk. The SPRINT Study Group. Secondary Prevention Reinfarction Israeli Nifedipine Trial. *Cardiovasc Drugs Ther* 1995;9:609-17.
- 63 Reicher-Reiss H, Jonas M, Boyko V, Shotan A, Goldbourt U, Behar S. Are coronary patients at higher risk with digoxin therapy? An ongoing controversy. *Int J Cardiol* 1999;68:137-43.
- 64 Ghali JK, Dunselman P, Waagstein F, et al. Consistency of the beneficial effect of metoprolol succinate extended release across a wide range dose of angiotensin-converting enzyme inhibitors and digitalis. *J Card Fail* 2004;10:452-9.
- 65 Gjesdal K, Feysi J, Olsson SB. Digitalis: a dangerous drug in atrial fibrillation? An analysis of the SPORTIF III and V data. *Heart* 2008;94:191-6.
- 66 Butler J, Anand IS, Kuskowski MA, Rector T, Carson P, Cohn JN. Digoxin use and heart failure outcomes: results from the Valsartan Heart Failure Trial (Val-HeFT). *Congest Heart Fail* 2010;16:191-5.

- 67 Ahmed A, Rich MW, Fleg JL, et al. Effects of digoxin on morbidity and mortality in diastolic heart failure: the ancillary digitalis investigation group trial. *Circulation* 2006;114:397-403.
- 68 Double-blind placebo-controlled comparison of digoxin and xamoterol in chronic heart failure. The German and Austrian Xamoterol Study Group. *Lancet* 1988;1:489-93.
- 69 Blackwood R, Mayou RA, Garnham JC, Armstrong C, Bryant B. Exercise capacity and quality of life in the treatment of heart failure. *Clin Pharmacol Ther* 1990;48:325-32.
- 70 Van Veldhuisen DJ, Man in 't Veld AJ, Dunselman PH, et al. Double-blind placebo-controlled study of ibopamine and digoxin in patients with mild to moderate heart failure: results of the Dutch Ibopamine Multicenter Trial (DIMIT). *J Am Coll Cardiol* 1993;22:1564-73.
- 71 Bui AL, Horwich TB, Fonarow GC. Epidemiology and risk profile of heart failure. *Nat Rev Cardiol* 2011;8:30-41.
- 72 Lloyd-Jones DM, Wang TJ, Leip EP, et al. Lifetime risk for development of atrial fibrillation: the Framingham Heart Study. *Circulation* 2004;110:1042-6.
- 73 Flather MD, Yusuf S, Kober L, et al. Long-term ACE-inhibitor therapy in patients with heart failure or left-ventricular dysfunction: a systematic overview of data from individual patients. ACE-Inhibitor Myocardial Infarction Collaborative Group. *Lancet* 2000;355:1575-81.
- 74 Pitt B, Zannad F, Remme WJ, et al. The effect of spironolactone on morbidity and mortality in patients with severe heart failure. Randomized Aldactone Evaluation Study Investigators. *N Engl J Med* 1999;341:709-17.
- 75 Zannad F, McMurray JJ, Krum H, et al. Eplerenone in patients with systolic heart failure and mild symptoms. *N Engl J Med* 2011;364:11-21.
- 76 McMurray JJ, Adamopoulos S, Anker SD, et al. ESC guidelines for the diagnosis and treatment of acute and chronic heart failure 2012: the Task Force for the Diagnosis and Treatment of Acute and Chronic Heart Failure 2012 of the European Society of Cardiology. Developed in collaboration with the Heart Failure Association (HFA) of the ESC. *Eur J Heart Fail* 2012;14:803-69.
- 77 Yancy CW, Jessup M, Bozkurt B, et al. 2013 ACCF/AHA guideline for the management of heart failure: a report of the American College of Cardiology Foundation/American Heart Association Task Force on Practice Guidelines. *J Am Coll Cardiol* 2013;62:e147-239.
- 78 January CT, Wann LS, Alpert JS, et al. 2014 AHA/ACC/HRS Guideline for the management of patients with atrial fibrillation: executive summary: a report of the American College of Cardiology/American Heart Association Task Force on Practice Guidelines and the Heart Rhythm Society. *J Am Coll Cardiol* 2014;64:e1-76.
- 79 Chiang CE, Naditch-Brule L, Murin J, et al. Distribution and risk profile of paroxysmal, persistent, and permanent atrial fibrillation in routine clinical practice: insight from the real-life global survey evaluating patients with atrial fibrillation international registry. *Circ Arrhythm Electrophysiol* 2012;5:632-9.
- 80 Mamas MA, Caldwell JC, Chacko S, Garratt CJ, Fath-Ordoubadi F, Neyses L. A meta-analysis of the prognostic significance of atrial fibrillation in chronic heart failure. *Eur J Heart Fail* 2009;11:676-83.
- 81 Maisel WH, Stevenson LW. Atrial fibrillation in heart failure: epidemiology, pathophysiology, and rationale for therapy. *Am J Cardiol* 2003;91(6A):2D-8D.
- 82 Elkayam U. Calcium channel blockers in heart failure. *Cardiology* 1998;89(suppl 1):38-46.
- 83 Goldstein RE, Boccuzzi SJ, Cruess D, Nattel S. Diltiazem increases late-onset congestive heart failure in postinfarction patients with early reduction in ejection fraction. The Adverse Experience Committee; and the Multicenter Diltiazem Postinfarction Research Group. *Circulation* 1991;83:52-60.
- 84 Centre of Cardiovascular Sciences; University of Birmingham. Rate control therapy evaluation in permanent atrial fibrillation (RATE-AF). National Library of Medicine (US). 2015 (NLM Identifier: NCT02391337). <https://clinicaltrials.gov/ct2/show/NCT02391337>
- 85 Stewart S, Murphy NF, Walker A, McGuire A, McMurray JJ. Cost of an emerging epidemic: an economic analysis of atrial fibrillation in the UK. *Heart* 2004;90:286-92.
- 86 Ward RE, Gheorghiadu M, Young JB, Uretsky B. Economic outcomes of withdrawal of digoxin therapy in adult patients with stable congestive heart failure. *J Am Coll Cardiol* 1995;26:93-101.
- 87 Shrier I, Boivin JF, Steele RJ, et al. Should meta-analyses of interventions include observational studies in addition to randomized controlled trials? A critical examination of underlying principles. *Am J Epidemiol* 2007;166:1203-9.
- 88 Molyneux A, Kerr R, Stratton I, et al. International Subarachnoid Aneurysm Trial (ISAT) of neurosurgical clipping versus endovascular coiling in 2143 patients with ruptured intracranial aneurysms: a randomised trial. *Lancet* 2002;360:1267-74.
- 89 Ryttefjors M, Enblad P, Kerr RS, Molyneux AJ. International subarachnoid aneurysm trial of neurosurgical clipping versus endovascular coiling: subgroup analysis of 278 elderly patients. *Stroke* 2008;39:2720-6.
- 90 Greenland S, Pearl J, Robins JM. Causal diagrams for epidemiologic research. *Epidemiology* 1999;10:37-48.
- 91 Hernan MA. A definition of causal effect for epidemiological research. *J Epidemiol Community Health* 2004;58:265-71.
- 92 Rubin D. Using propensity scores to help design observational studies: application to the tobacco litigation. *Health Serv Outcomes Res Method* 2001;2:169-88.
- 93 Allen LA, Fonarow GC, Holmes DN, et al. Digoxin use and subsequent outcomes among patients in a contemporary atrial fibrillation cohort. *Circulation* 2014;65:2691-8.
- 94 Hohnloser SH, Halperin JL, Camm AJ, Gao P, Radzik D, Connolly SJ. Interaction between digoxin and dronedarone in the PALLAS trial. *Circ Arrhythm Electrophysiol* 2014;7:1019-25.
- 95 Mulder BA, Van Veldhuisen DJ, Crijns HJ, et al. Digoxin in patients with permanent atrial fibrillation: data from the RACE II study. *Heart Rhythm* 2014;11:1543-50.
- 96 Freeman JV, Reynolds K, Fang M, et al. Digoxin and risk of death in adults with atrial fibrillation: the ATRIA-CVRN study. *Circ Arrhythm Electrophysiol* 2015;8:49-58.
- 97 Okin PM, Hille DA, Wachtell K, et al. Digoxin use and risk of mortality in hypertensive patients with atrial fibrillation. *J Hypertens* 2015;33:1480-6.
- 98 Pastori D, Farcomeni A, Bucci T, et al. Digoxin treatment is associated with increased total and cardiovascular mortality in anticoagulated patients with atrial fibrillation. *Int J Cardiol* 2014;180c:1-5.
- 99 Washam JB, Stevens SR, Lokhnygina Y, et al. Digoxin use in patients with atrial fibrillation and adverse cardiovascular outcomes: a retrospective analysis of the rivaroxaban once daily oral direct factor Xa inhibition compared with vitamin K antagonist for prevention of stroke and embolism trial in atrial fibrillation (ROCKET AF). *Lancet* 2015;385:2363-70.
- 100 Kotecha D, Manzano L, Altman DG, et al. Individual patient data meta-analysis of beta-blockers in heart failure: rationale and design. *Syst Rev* 2013;2:7.
- 101 Hannover Medical School, German Federal Ministry of Education and Research. Digitoxin to improve outcomes in patients with advanced systolic chronic heart failure. Eur Union Clinical Trials Register, 2014 (EudraCT No: 2013-005326-38) www.clinicaltrialsregister.eu/ctr-search/trial/2013-005326-38/DE.
- 102 Terrin N, Schmid CH, Lau J. In an empirical evaluation of the funnel plot, researchers could not visually identify publication bias. *J Clin Epidemiol* 2005;58:894-901.
- 103 Zakeri R, Chamberlain AM, Roger VL, Redfield MM. Temporal relationship and prognostic significance of atrial fibrillation in heart failure patients with preserved ejection fraction: a community-based study. *Circulation* 2013;128:1085-93.
- 104 Adams KF Jr, Patterson JH, Gattis WA, et al. Relationship of serum digoxin concentration to mortality and morbidity in women in the digitalis investigation group trial: a retrospective analysis. *J Am Coll Cardiol* 2005;46:497-504.
- 105 Ahmed A, Aban IB, Weaver MT, Aronow WS, Fleg JL. Serum digoxin concentration and outcomes in women with heart failure: a bi-directional effect and a possible effect modification by ejection fraction. *Eur J Heart Fail* 2006;8:409-19.
- 106 Ahmed A, Rich MW, Love TE, et al. Digoxin and reduction in mortality and hospitalization in heart failure: a comprehensive post hoc analysis of the DIG trial. *Eur Heart J* 2006;27:178-86.
- 107 Ahmed A. Digoxin and reduction in mortality and hospitalization in geriatric heart failure: importance of low doses and low serum concentrations. *J Gerontol A Biol Sci Med Sci* 2007;62:323-9.
- 108 Ahmed A, Pitt B, Rahimtoola SH, et al. Effects of digoxin at low serum concentrations on mortality and hospitalization in heart failure: a propensity-matched study of the DIG trial. *Int J Cardiol* 2008;123:138-46.
- 109 Meyer P, White M, Mujib M, et al. Digoxin and reduction of heart failure hospitalization in chronic systolic and diastolic heart failure. *Am J Cardiol* 2008;102:1681-6.
- 110 Gamst J, Christiansen CF, Rasmussen BS, Rasmussen LH, Thomsen RW. Pre-existing atrial fibrillation and risk of arterial thromboembolism and death following pneumonia: a population-based cohort study. *BMJ Open* 2014;4:e006486.
- 111 Eisenstein EL, Yusuf S, Bindal V, et al. What is the economic value of digoxin therapy in congestive heart failure patients? Results from the DIG trial. *J Card Fail* 2006;12:336-42.
- 112 Hashim T, Elbaz S, Patel K, et al. Digoxin and 30-day all-cause hospital admission in older patients with chronic diastolic heart failure. *Am J Med* 2014;127:132-9.

© BMJ Publishing Group Ltd 2015

Appendix 1: Supplementary tables A-F
Appendix 2: Supplementary information
Appendix 3: Supplementary figures A-G