

UNIVERSITY OF BIRMINGHAM

Research at Birmingham

Perspective-taking abilities in the balance between autism tendencies and psychosis proneness

Abu-Akel, Ahmad; Wood, Stephen; Hansen, Peter; Apperly, Ian

DOI:

[10.1098/rspb.2015.0563](https://doi.org/10.1098/rspb.2015.0563)

License:

None: All rights reserved

Document Version

Peer reviewed version

Citation for published version (Harvard):

Abu-Akel, AM, Wood, SJ, Hansen, PC & Apperly, IA 2015, 'Perspective-taking abilities in the balance between autism tendencies and psychosis proneness', Royal Society of London. Proceedings B. Biological Sciences, vol. 282, no. 1808. <https://doi.org/10.1098/rspb.2015.0563>

[Link to publication on Research at Birmingham portal](#)

General rights

Unless a licence is specified above, all rights (including copyright and moral rights) in this document are retained by the authors and/or the copyright holders. The express permission of the copyright holder must be obtained for any use of this material other than for purposes permitted by law.

- Users may freely distribute the URL that is used to identify this publication.
- Users may download and/or print one copy of the publication from the University of Birmingham research portal for the purpose of private study or non-commercial research.
- User may use extracts from the document in line with the concept of 'fair dealing' under the Copyright, Designs and Patents Act 1988 (?)
- Users may not further distribute the material nor use it for the purposes of commercial gain.

Where a licence is displayed above, please note the terms and conditions of the licence govern your use of this document.

When citing, please reference the published version.

Take down policy

While the University of Birmingham exercises care and attention in making items available there are rare occasions when an item has been uploaded in error or has been deemed to be commercially or otherwise sensitive.

If you believe that this is the case for this document, please contact UBIRA@lists.bham.ac.uk providing details and we will remove access to the work immediately and investigate.

Title: Perspective-taking abilities in the balance between autism tendencies and psychosis proneness

Short Title: Perspective-taking in autism & psychosis

Authors: Ahmad M. Abu-Akel^{1*}, Stephen J. Wood^{1,2}, Peter C. Hansen¹, Ian A. Apperly¹

Affiliations:

¹School of Psychology, University of Birmingham, Edgbaston B15 2TT

²Melbourne Neuropsychiatry Centre, University of Melbourne and Melbourne Health, Victoria, Australia

Corresponding author: Ahmad Abu-Akel, School of Psychology, University of Birmingham, Birmingham B15 2TT, U.K. Email: ama289@bham.ac.uk; Tel: +447561138468

Abstract: Difficulties with the ability to appreciate the perspective of others (mentalizing) is central to both autism and schizophrenia spectrum disorders. While the disorders are diagnostically independent, they can co-occur in the same individual. The effect of such comorbidity is hypothesized to worsen mentalizing abilities. The recent influential ‘imprinted brain theory’, however, suggests that the disorders are etiologically and phenotypically diametrical, predicting opposing effects on one’s mentalizing abilities. To test these contrasting hypotheses, we evaluated the effect of psychosis and autism tendencies on the perspective-taking abilities of 201 neurotypical adults, on the assumption that autism tendencies and psychosis proneness are heritable dimensions of normal variation. We show that while both autism tendencies and psychosis proneness induce perspective-taking errors, their interaction reduced these errors. Our study is the first to observe that co-occurring autistic and psychotic traits can exert opposing influences on performance, producing a *normalizing* effect possibly by way of their diametrical effects on socio-cognitive abilities. This advances the notion that some individuals may, to some extent, be buffered against developing either illness or present fewer symptoms due to a balanced expression of autistic and psychosis liability.

Keywords: comorbidity, diametric, psychiatry, theory of mind, social cognition

Introduction

The relationship between schizophrenia and autism has been a contentious issue since autism was first distinguished from schizophrenia (1). While currently conceptualized as separate disorders, several recent lines of evidence suggest that the disorders co-morbidly occur at a higher than expected rate (2-4), and can themselves be mutual risk factors (5-7). Both disorders are also thought to exist on extended phenotypic continua (5, 8-10), with overlapping diagnostic (such as deficits in social interaction and communication) and non-diagnostic traits (such as impaired attention and mentalizing). Despite evidence for such overlaps, no studies to date have examined the impact that either diagnostic or trait-level co-occurrence could have on cognition and behavior.

Socio-cognitive difficulties, particularly understanding and using the mental perspectives of others, are a core feature of both disorders, and are variably affected by the degree of their severity (11, 12). These abilities are essential for social and linguistic functioning in that they allow us to understand and predict the behavior of others in terms of the state of their knowledge, intentions, beliefs and desires. Thus social cognition is one central domain where the relationship between the two disorders can be evaluated (13).

On the assumption that both autistic tendencies and psychotic proneness exist on a continuum, ranging from typicality to disorder, one approach to evaluating the impact of co-occurring traits on social cognition is by examining the association of autistic tendencies and psychosis proneness among non-clinical populations. This approach allows us to study both schizophrenia- and autism-like socio-cognitive characteristics without the confounding effects of medication or

active symptomatology. To this end, the socio-cognitive abilities of 201 healthy adults were examined using Apperly et al.'s (14) variant of the Keysar et al. (15) referential communication task in which participants are required to follow the instructions of "director" characters. Critical trials required the participant to follow requests/instructions from a director who did not know about all of the possible objects in a grid, and participants had to take this into account when interpreting the director's instructions. Relational trials involved three critical objects varying in size or shape (e.g., three sizes of block). In these trials, only two of these three objects were visible to the director, and participants had to take this into account when following his instruction (e.g., to "Move the large block..."). Ambiguous trials involved two critical objects described with homophones (e.g., a computer mouse and a rodent mouse) of which only one is visible to the director. In both cases, correct responses required participants to ignore a potential referent that was not visible from the director's view, and select a valid referent that was visible to the director (see Methods, Figure 1). Thus, successful compliance with the director's instructions requires an understanding that the director has a different state of knowledge, and use of that information to constrain linguistic reference. As such, this task captures a critical social component of interpersonal communication that relies on efficient use of perspective-taking abilities. Psychosis proneness was assessed using the positive scale of the Community Assessment of Psychic Experiences (CAPEp) Questionnaire (16), and autism tendencies were assessed using the Autism Spectrum Quotient (AQ) Questionnaire (8).

A natural prediction from the standard clinical conception of autism and schizophrenia as independent disorders (1) is that related characteristics in the typical population make independent negative contributions to perspective-taking performance. It follows that co-

occurring high levels of these traits should be associated with worse perspective-taking than high levels of either set of traits alone. A recent influential theory, however, hypothesizes that both autism spectrum disorders (ASD) and schizophrenia spectrum disorders (SSD) are etiologically and thus largely phenotypically diametrical (17). Central to this model is that ASD and SSD represent opposite extremes of a social cognition continuum (17, 18), wherein ASD is associated with under-active mechanistic social cognition and SSD with hyper-active mentalistic social cognition, deviating in opposite directions from typical performance. Such conceptualization would predict that the relative dominance of traits for either condition would predispose individuals to increased socio-cognitive difficulties. In the event that there is a balance between the two, this model predicts that these socio-cognitive difficulties would be diametrically modulated towards typical performance by co-occurring phenotypic traits that are disorder-specific.

Methods and Materials

Participants: The socio-cognitive abilities of 201 healthy adults (43 males, 158 females; mean age (SD) = 21.37±4.32) we examined in this study. Participants were excluded from the study if they had a history of psychiatric illness, epilepsy, neurological disorders, suffered brain injury or may have current alcohol or substance abuse problems. The study was approved by the University of Birmingham Research Ethics Committee, and written informed consent was obtained from each participant.

Procedures:

In a quiet room, participants first completed Apperly et al.'s (14) variant of the Keysar et al. (15) referential communication task, followed by completing the Community Assessment of Psychic

Experiences (CAPEp) Questionnaire (16), and autism tendencies were assessed using the Autism Spectrum Quotient (AQ) (8).

Materials:

The Perspective-Taking Task

The task was based on Apperly et al. (14), Experiment 1. In this task, participants are presented with a 4x4 grid that contained 8 cartoon images (Figure 1). On the opposite side of the grid stands a male director, and on the front side a female director who shares the same view as the participant. Five slots of each grid are occluded from the view of the male director, thus creating a different perspective than that of the participant (see Figure 1A-B). The male director is ignorant of the content that these slots may contain. Audio instructions are played to the participant in a male voice (representing the male director) or a female voice (representing the female director). Instructions pertained to moving objects within the grid ‘up’ or ‘down’, ‘left’ or ‘right’. Participants were explicitly told to take the perspective of the male director when fulfilling his instructions.

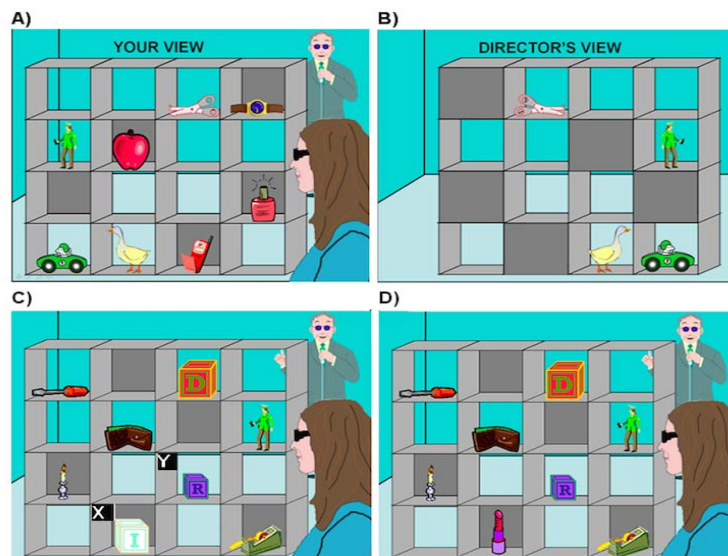


Figure 1. (A) and (B) are instruction grids to participants. (C) Experimental relational trial. (D) Control condition of the experimental relational trial.

The task consisted of 32 grids (3-5 instructions/trials each) for a total of 128 trials. Of the 128 trials, 96 trials were fillers and thus are not part of the analyses. The remaining critical trials consisted of 16 experimental and 16 control trials. All the critical trials are spoken by the male director. Instructions given immediately before the critical instructions were equally often from the male and the female directors. The critical (experimental and control) trials were equally divided into ambiguous and relational trials. The 8 experimental relational trials pertained to objects that are relative to each other either in size or location. Figure 1C-D presents an actual example of an experimental relational trial with the matching control. In this trial, the participant is instructed to “*move the bottom block one slot left.*” For a correct compliance with the instruction, the participant needs to ignore the distracting block (marked ‘X’ in Figure 1C and which is not available from the view of the director) and move the block marked ‘Y’. The control trial contains the same information as the experimental trial except the *block* in the bottom row is replaced with a different object (a lipstick) (Figure 1D). In the 8 experimental ambiguous trials (not shown in figure), the noun denoting the object to be moved has two potential referents. For example, ‘*glasses*’ in ‘*move the glasses one slot to the left*’ could be referring to either a pair of reading glasses or a pair of drinking glasses. Only one of these items is available from the view of the male director, as the other ‘competing’ item is in an occluded slot. In the matching control for this condition, the ‘competing’ object in the occluded slot is swapped with a different object (e.g., a toy car).

Seated approximately 60cm from a 17” monitor, the session started with two practice grids with non-experimental instructions. The 32 grids of the main experiment were presented in two fixed pseudo-random orders between-participant. The participant always moved the objects from their

own perspective with the computer mouse. This was achieved by first clicking on the object and then dragging it with the cursor to the appropriate location. Participants were told that doing this would not actually move the object, but should act and move the mouse as if it did. Each grid appeared for 5 seconds of study time before the instruction was given. The instructions were given at 5-second intervals. Correct responses were recorded if the participant clicked on the object that fit the instruction and could be seen from both the director's and the participant's perspective. Incorrect responses were recorded if the participant selected the distracter object (i.e., block marked X in Figure 4C) or clicked on some other cell. Timeouts were also recorded, but these were not included in the error count. Response times (RTs) were measured from the onset of the noun phrase. Following earlier work we did not expect RTs to reveal condition differences, but they do give the opportunity to examine any tradeoffs between speed and accuracy. This also allows us to examine differences between the corresponding control and experimental conditions. The experiment was run in a single block using E-prime 2.1.

The Community Assessment of Psychic Experiences (CAPE) Questionnaire

This self-report questionnaire is based on the Peters et al. Delusions Inventory-21 (PDI-21) (19) and consists of 42 items measuring the presence of *positive* psychotic experiences (20 items), *negative* psychotic experiences (14 items), and *depressive* experiences (8 items) that an individual may have experienced over the last 12 months ((16); <http://www.cape42.homestead.com/>). The occurrence of these symptoms is reported on a likert frequency scale from 1 (never) to 4 (nearly always), and the associated distress on a scale ranging from 1 (not distressed) to 4 (very distressed). Cronbach's α for this scale in this study is .92, which indicates high internal consistency. For current purposes, the 20-item CAPE positive

scale is used as a measure of psychosis proneness. The internal consistency of this scale in this study is very good (Cronbach's $\alpha = .84$), and falls within the range of values reported in other studies within the general population (20).

The Autism Spectrum Quotient (AQ) Questionnaire

This self-report questionnaire consists of 50 items that measure the presence of traits associated with the autistic spectrum within the general population (8). Each item is given a score of 0 or 1. Higher scores indicate the presence of greater autistic tendencies. The AQ's internal consistency in this study is good (Cronbach's $\alpha = .82$), and is comparable to the values reported in other studies (21).

Results

Before the main analysis, we examined the rate of errors made in the ambiguous and relational trials. On average, participants erred (i.e., failed to appreciate the perspective of the director) on 20.6% of the ambiguous trials and 41.5% on the relational trials. These rates are similar to previous reports using this task (14, 22). An examination of the response times showed no evidence of speed-accuracy trade-offs (see Supplementary Table 1). Finally, an examination of the association between the CAPEp and AQ scores showed a modest but a significant association ($r=.31, p<.001$), which is consistent with the observed phenotypic overlaps between the autism and psychosis spectra (See Supplementary Figure 1).

To examine the effect of autism tendencies and psychosis proneness, the participants' perspective-taking (PT) error counts on the ambiguous and relational trials were analyzed using

Poisson regression models with negative binomial distribution. Using Generalized Linear Models, we first investigated the association of the participant's PT errors on the relational trials with the AQ scores, the CAPEp scores and their interaction. The omnibus test shows that the overall model is significant ($\chi^2=13.38$, $df=3$, $p=.004$). The model's parameter estimates (i.e., the main effects and the interaction term) are also significant (see Table 1). When entering gender into the model, which is regarded as a relative risk factor for autism and psychosis, the results remained unchanged (Supplementary Table 2). Although ambiguous trials showed a far lower error rate, they yielded data with the same qualitative pattern we observed for the relational condition (Supplementary Table 3). However, the overall model was not significant when these data were subject to the same analysis as the relational trials ($\chi^2=2.91$ $df=3$, $p=.406$).

Table 1. Summary of coefficients with errors on the experimental relational trials as the dependent variable

Model Coefficient	β	(SE)	Waldχ^2	df	Exp(β)	Sig.
Constant	-1.795	.4299	17.428	1	.166	<.001
AQ	.053	.0233	5.200	1	1.054	=.023
CAPEp	.045	.0156	8.224	1	1.046	=.004
AQxCAPEp	-.002	.0008	4.655	1	.998	=.031

AQ= Autism Quotient; CAPEp= Positive scale of the Community Assessment of Psychic Experiences.

From Table 1, we see that an increase in the AQ or the CAPEp resulted in an increase in PT errors. Intriguingly, however, the interaction between these two terms is negatively associated with PT errors. To probe the nature of the interaction term, we follow the method by Hayes and Matthes (23) whereby the effect of one predictor on the probability of committing PT errors (derived from the regression equation) is examined at the mean, one standard deviation below the mean and one standard deviation above the mean of the other predictor. Figure 2A visualizes the interaction between psychosis and PT errors by plots of simple regression lines for the

participants with low AQ (10.04), average AQ (AQ=16.33), and high AQ (AQ=22.63), and Figure 1B visualizes the interaction between autism tendencies and PT errors for the participants with low CAPEp (CAPEp=22.53), average CAPEp (CAPEp=27.37), and high CAPEp (CAPEp=32.21). The analysis presented in Figure 2A suggests that the relationship between psychosis proneness and the increased probability of committing PT errors is significant when the AQ scores were low (-1 SD) ($\beta=0.023$, $p=0.003$) as well as when the AQ scores were at the mean ($\beta=0.013$, $p=0.004$). Conversely, when the AQ scores are high ($+1$ SD), the relationship between psychosis proneness and PT errors is non-significant ($\beta=0.003$, $p=0.558$). This suggests that individuals with higher psychosis proneness commit PT errors mainly when they have low or average levels of AQ scores. Conversely, high AQ scores seem to have an attenuating effect on the PT errors associated with an increase in psychosis proneness.

In contrast, the analysis presented in Figure 2B suggests that the relationship between the AQ scores and the increased probability of committing PT errors is significant only when the CAPEp scores were low (-1 SD) ($\beta=0.011$, $p=.047$). Conversely, when the CAPEp scores are average or high, the relationships between AQ and PT errors are non-significant ($\beta=0.003$, $p=0.407$; $\beta=-0.005$, $p=0.394$, respectively). This suggests that AQ is predictive of PT errors only in participants with low CAPEp scores and that average and high CAPEp scores seem to have an attenuating effect on the PT errors caused by an increase in the AQ scores.

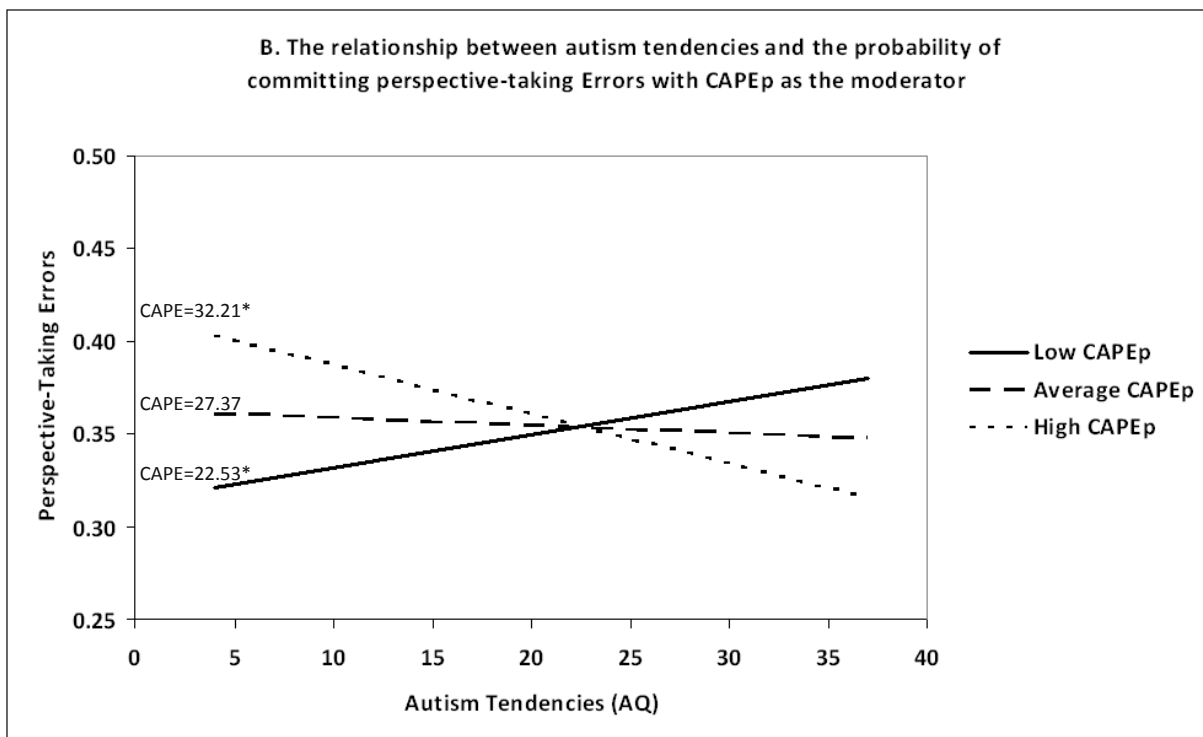
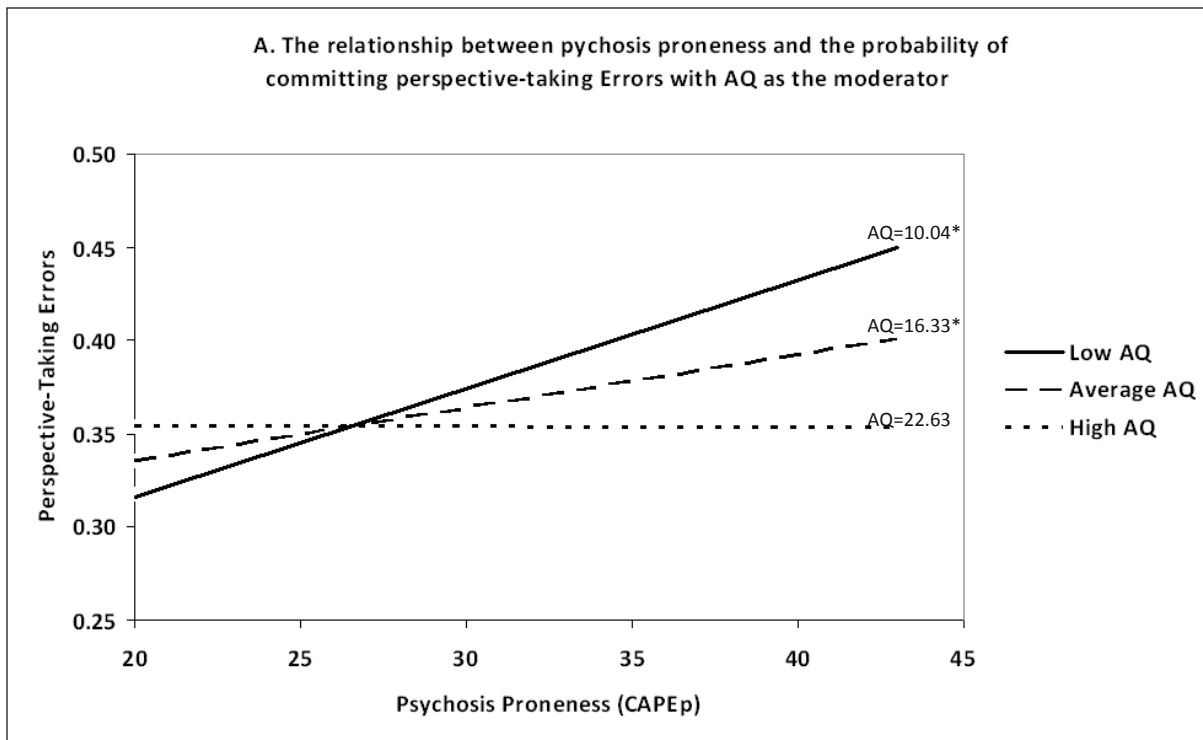


Figure 2: **A)** depicts the relationship between psychosis proneness and the probability of committing perspective-taking errors, evaluated at low, average and high AQ scores. **B)** depicts the relationship between autism tendencies and the probability of committing perspective-taking errors, evaluated at low, average and high CAPEp scores. Asterisks indicate significant slopes.

To estimate if the relative dominance of autism tendencies or psychosis proneness was associated with the occurrence of errors in these trials, the AQ and CAPEp scores were converted into Z scores. A bias score for each participant was then derived by subtracting the CAPEp Z values from the AQ Z values. An inspection of the data suggested a curvilinear relationship between the bias score and the errors in the relational and ambiguous conditions. To investigate this possibility, we entered into the regression model the bias score (AQz-CAPEpz), the sum of the Z scores of both scales (AQz+CAPEpz), the interaction term of the bias score with the sum of Z scores, and the quadratic terms of the bias score and the sum of scores. The overall model was significant ($\chi^2=14.48$, $df=5$, $p=.013$), with only the quadratic term of the bias being significant ($\beta(\pm SE) = .021(.001)$, $Wald\chi^2 = 4.83$, $df=1$, $p=.028$). Here too gender had no effect on the model (Supplementary Table 4). As can be seen from Figure 3, the probability of committing PT errors is associated with the relative dominance of autism tendencies or psychosis proneness, following a U-shape pattern. That is, individuals with elevated tendencies to either autism or psychosis were equally likely to commit PT errors. Interestingly, however, individuals with either high or low tendencies to both autism and psychosis, performed at similar levels. A similar, though non-significant, pattern was also observed for errors in the ambiguous condition (Supplementary Figure 2).

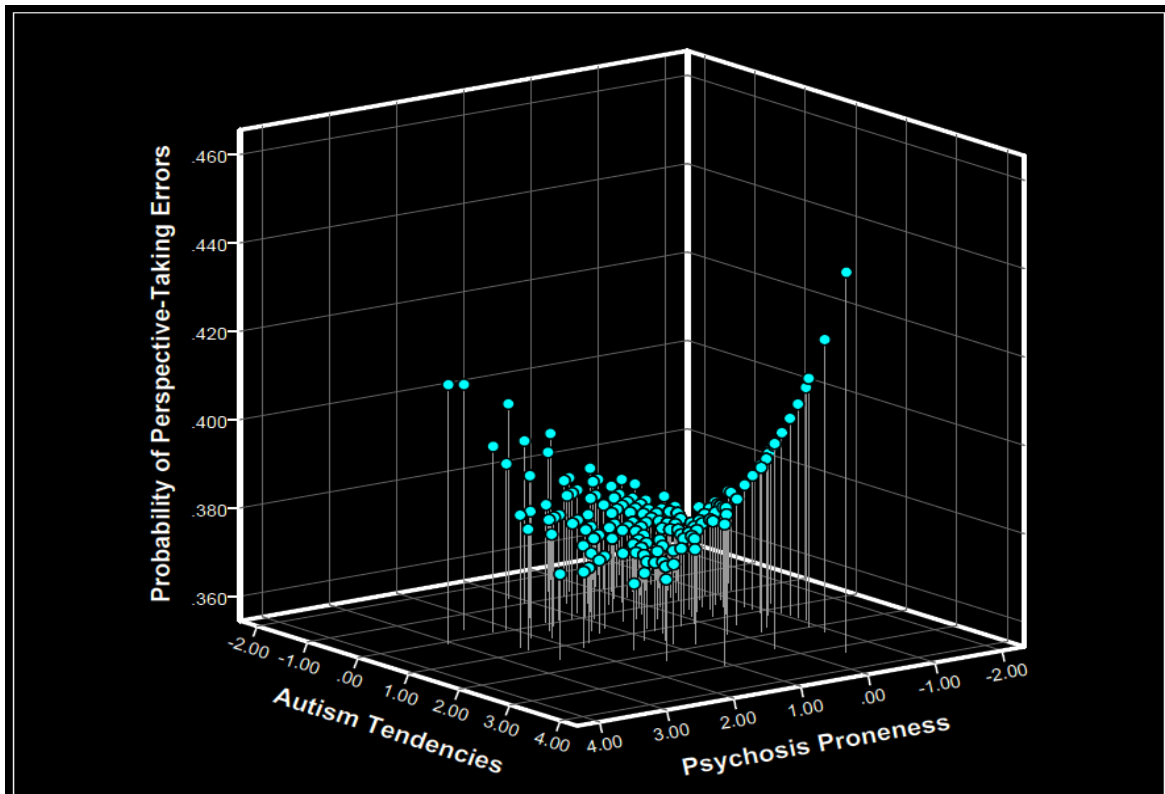


Figure 3: 3-D representation of the relationship between autism tendencies and psychosis proneness (represented as standardized Z scores) and the probability of making perspective-taking errors on the relational trials. The negative scores represent low tendencies and the positive scores represent high tendencies.

Discussion

Our study reveals a dose-dependent relationship between autism tendencies and psychosis proneness and mentalizing difficulties. This finding confirms earlier reports showing that both autistic tendencies (8, 24) and psychosis proneness (25-27) impact perspective-taking and socio-cognitive abilities in healthy adults. Our results are also consistent with a recent study (28) showing that non-clinical individuals carrying various copy-number variants (CNVs) that confer risk for autism and/or schizophrenia performed intermediately between typical non-carrier controls and patients with schizophrenia on various cognitive tests as well as the Global Assessment of Functioning Scale (GAF), a measure of psychosocial functioning (29). Our findings thus provide further support to the continuity/dimensional models of ASD and SSD.

They suggest that subclinical manifestations of core features of both disorders are detectable in a healthy population, and that such subthreshold levels can influence socio-cognitive abilities.

Surprisingly, co-occurring autism tendencies and psychosis proneness have a moderating effect on the mentalizing difficulties engendered by either disorders alone (Fig. 2 A and B), such that the moderating effects are greatest when both tendencies are high rather than when both are low. This can be clearly seen in Figure 3 where the performance of participants presenting with high tendencies to both disorders is similar to participants presenting with low tendencies to both disorders. Thus the association of the interaction between autistic tendencies and psychosis proneness with a decrease in mentalizing difficulties can be seen as support for the diametrical model (17) which posits that autism and schizophrenia have opposing effects on behavior and cognition.

While the mechanisms underlying such diametric influences are not discernable from the current study, we speculate that, under time pressure, mentalizing places high demands on information selection whereby overly narrow information selection can lead to undermentalizing whereas overly broad selection can lead to overmentalizing. Consequently the efficiency of information flow and the frequency with which information is captured has an effect on the number of hypotheses generated and consequently the probability assigned to each hypothesis (30). Information capture tends to be slow in autism due to increased focus of attention (8, 31), and fast in individuals with positive schizotypy/schizophrenia due to overswitching (32). Thus by considering the mechanisms behind mentalizing, it becomes apparent how these different mentalizing styles, characteristic of autism and schizophrenia, can compensate for one another.

The attenuating effect, observed in individuals presenting with high expressions in both autism and psychosis traits (Figure 3), thus predicts the presence of a brain mechanism that can accommodate the co-existence of these contrasting cognitive styles. The anti-correlational nature of the default mode network (associated with mentalistic thinking) with the task positive network (associated with mechanistic thinking) (33) is a promising neural framework to investigating these contrasting mentalizing styles in autism and schizophrenia.

Substantial evidence has accumulated showing that psychosis and autism traits are not bound to the presence of the disorder (8, 34), with clinical and non-clinical forms of these traits share common genetic, neurocognitive, and neurobiological features (28, 35-38), so with due caution (39), we consider the clinical relevance of the current approach and findings. First, in the search for disorder-specific phenotypic markers it is difficult to distinguish whether the aberrant marker is a cause or consequence of the disorder. By showing that the presence of sub-threshold clinical traits in healthy adults impact functions that are deficient in patients with these disorders, we provide evidence for a mechanism by which the risk of the disorder may, at least in part, be mediated through variation in these socio-cognitive functions. Second, our findings highlight the importance of testing whether social-cognition is moderated by the relative expression of autism versus psychosis within the clinical population. Such confirmation would warrant reconsideration of current practices perceiving these conditions as distinct, and consequently would facilitate the development of individualized mentalizing-based therapeutic approaches. Finally, the diametric influences of autism and psychosis traits on behavior, suggest that these conditions are affected by reciprocal causes. This means that the causes of one condition might be developed into treatments for the other. For example, as has already been pointed out by

others (40), mGluR5 antagonists carry a great potential for the treatment of fragile X of which about 30% have comorbid ASD (41), and its agonists are being developed for the treatment of schizophrenia (42).

Our study is the first to observe that co-occurring autistic and psychotic traits can exert opposing influences on socio-cognitive performance. Reminiscent of the ‘normality effect’ that is observed in certain co-occurring diametrical pathologies such as Parkinson’s disease and hemiballismus (43, 44), our findings thus raise the possibility that autism-schizophrenia comorbidity can have an attenuating effect on socio-cognitive difficulties. More broadly, this suggests that some individuals may, to some extent, be buffered against developing either illnesses or present fewer symptoms due to a balanced expression of autistic and psychosis liability, and will only be diagnosed at the extreme state of either illness. In this regard, our analytical approach of indexing these factors in terms of bias and additive effects is potentially a useful framework to understanding the effect of common risk factors.

Competing interests: We have no competing interests.

Authors' Contributions: A.M.A. designed the study, collected and analyzed the data and wrote the manuscript. I.A.A. and S.J.W. designed the study. P.C.H. contributed to conception of analytical approach. All authors discussed the results and commented on the manuscript.

References:

1. Kolvin I. Studies in the childhood psychoses. I. Diagnostic criteria and classification. *The British journal of psychiatry : the journal of mental science.* 1971;118(545):381-4.
2. Hofvander B, Delorme R, Chaste P, Nyden A, Wentz E, Stahlberg O, et al. Psychiatric and psychosocial problems in adults with normal-intelligence autism spectrum disorders. *BMC psychiatry.* 2009;9:35.
3. Nylander L, Lugnegård T, Hallerbäck MU. Autism spectrum disorders and schizophrenia spectrum disorders – is there a connection? A literature review and some suggestions for future clinical research. *Clinical Neuropsychiatry* 2008;5:43-54.
4. Sheitman BB, Kraus JE, Bodfish JW, Carmel H. Are the negative symptoms of schizophrenia consistent with an autistic spectrum illness? *Schizophrenia research.* 2004;69(1):119-20.
5. Crespi B, Stead P, Elliot M. Comparative genomics of autism and schizophrenia. *Proceedings of the National Academy of Sciences of the United States of America.* 2010;107:1736-41.
6. King BH, Lord C. Is schizophrenia on the autism spectrum? *Brain research.* 2011;1380:34-41.
7. Sullivan PF, Magnusson C, Reichenberg A, Boman M, Dalman C, Davidson M, et al. Family history of schizophrenia and bipolar disorder as risk factors for autism. *Archives of general psychiatry.* 2012;69(11):1099-103.
8. Baron-Cohen S, Wheelwright S, Skinner R, Martin J, Clubley E. The autism-spectrum quotient (AQ): evidence from Asperger syndrome/high-functioning autism, males and females, scientists and mathematicians. *J Autism Dev Disord.* 2001;31(1):5-17.
9. Claridge G, McCreery C, Mason O, Bentall R, Boyle G, Slade P, et al. The factor structure of "schizotypal" traits: a large replication study. *The British journal of clinical psychology / the British Psychological Society.* 1996;35 (Pt 1):103-15.
10. Wing L. The autistic continuum. In: Wing L, editor. *Aspects of autism: Biological research.* London: Gaskell/Royal College of Psychiatrists.; 1988.
11. Abu-Akel A. A neurobiological mapping of theory of mind. *Brain research Brain research reviews.* 2003;43(1):29-40.
12. Chung YS, Barch D, Strube M. A Meta-Analysis of Mentalizing Impairments in Adults With Schizophrenia and Autism Spectrum Disorder. *Schizophrenia bulletin.* 2013.
13. Sasson NJ, Pinkham AE, Carpenter KL, Belger A. The benefit of directly comparing autism and schizophrenia for revealing mechanisms of social cognitive impairment. *Journal of neurodevelopmental disorders.* 2011;3(2):87-100.
14. Apperly IA, Carroll DJ, Samson D, Humphreys GW, Qureshi A, Moffitt G. Why are there limits on theory of mind use? Evidence from adults' ability to follow instructions from an ignorant speaker. *Quarterly journal of experimental psychology.* 2010;63(6):1201-17.
15. Keysar B, Barr DJ, Balin JA, Brauner JS. Taking perspective in conversation: the role of mutual knowledge in comprehension. *Psychological science.* 2000;11(1):32-8.

16. Stefanis NC, Hanssen M, Smirnis NK, Avramopoulos DA, Evdokimidis IK, Stefanis CN, et al. Evidence that three dimensions of psychosis have a distribution in the general population. *Psychological medicine*. 2002;32(2):347-58.
17. Crespi B, Badcock C. Psychosis and autism as diametrical disorders of the social brain. *The Behavioral and brain sciences*. 2008;31(3):241-61; discussion 61-320.
18. Abu-Akel A, Bailey AL. The possibility of different forms of theory of mind impairment in psychiatric and developmental disorders. *Psychological medicine*. 2000;30(3):735-8.
19. Peters ER, Joseph SA, Garety PA. Measurement of delusional ideation in the normal population: introducing the PDI (Peters et al. Delusions Inventory). *Schizophrenia bulletin*. 1999;25(3):553-76.
20. Lin A, Wigman JT, Nelson B, Vollebergh WA, van Os J, Baksheev G, et al. The relationship between coping and subclinical psychotic experiences in adolescents from the general population - a longitudinal study. *Psychological medicine*. 2011;41(12):2535-46.
21. Austin EJ. Personality correlates of the broader autism phenotype as assessed by the Autism Spectrum Quotient (AQ). *Personality and Individual Differences*. 2005;38(2):451-60.
22. Keysar B, Lin S, Barr DJ. Limits on theory of mind use in adults. *Cognition*. 2003;89(1):25-41.
23. Hayes AF, Matthes J. Computational procedures for probing interactions in OLS and logistic regression: SPSS and SAS implementations. *Behavior research methods*. 2009;41(3):924-36.
24. Bartz JA, Zaki J, Bolger N, Hollander E, Ludwig NN, Kolevzon A, et al. Oxytocin selectively improves empathic accuracy. *Psychological science*. 2010;21(10):1426-8.
25. Fyfe S, Williams C, Mason OJ, Pickup GJ. Apophenia, theory of mind and schizotypy: perceiving meaning and intentionality in randomness. *Cortex; a journal devoted to the study of the nervous system and behavior*. 2008;44(10):1316-25.
26. Gooding DC, Pflum MJ. The nature of diminished pleasure in individuals at risk for or affected by schizophrenia. *Psychiatry research*. 2012;198(1):172-3; author reply 4-5.
27. Pickup GJ. Theory of mind and its relation to schizotypy. *Cogn Neuropsychiatry*. 2006;11(2):177-92.
28. Stefansson H, Meyer-Lindenberg A, Steinberg S, Magnusdottir B, Morgen K, Arnarsdottir S, et al. CNVs conferring risk of autism or schizophrenia affect cognition in controls. *Nature*. 2014;505(7483):361-6.
29. Hall RC, Parks J. The modified global assessment of functioning scale: addendum. *Psychosomatics*. 1995;36(4):416-7.
30. Thomas R, Dougherty MR, Buttaccio DR. Memory Constraints on Hypothesis Generation and Decision Making. *Current Directions in Psychological Science*. 2014;23(4):264-70.
31. Russell-Smith SN, Maybery MT, Bayliss DM. Are the autism and positive schizotypy spectra diametrically opposed in local versus global processing? *J Autism Dev Disord*. 2010;40(8):968-77.
32. Yogeve H, Sirota P, Gutman Y, Hadar U. Latent inhibition and overswitching in schizophrenia. *Schizophrenia bulletin*. 2004;30(4):713-26.
33. Jack AI, Dawson AJ, Begany KL, Leckie RL, Barry KP, Ciccio AH, et al. fMRI reveals reciprocal inhibition between social and physical cognitive domains. *NeuroImage*. 2012;66C:385-401.

34. van Os J, Linscott RJ, Myin-Germeys I, Delespaul P, Krabbendam L. A systematic review and meta-analysis of the psychosis continuum: evidence for a psychosis proneness-persistence-impairment model of psychotic disorder. *Psychological medicine*. 2009;39(2):179-95.
35. Corlett PR, Fletcher PC. The neurobiology of schizotypy: fronto-striatal prediction error signal correlates with delusion-like beliefs in healthy people. *Neuropsychologia*. 2012;50(14):3612-20.
36. Lustenberger C, O'Gorman RL, Pugin F, Tushaus L, Wehrle F, Achermann P, et al. Sleep Spindles Are Related to Schizotypal Personality Traits and Thalamic Glutamine/Glutamate in Healthy Subjects. *Schizophrenia bulletin*. 2014.
37. Noguchi H, Hori H, Kunugi H. Schizotypal traits and cognitive function in healthy adults. *Psychiatry research*. 2008;161(2):162-9.
38. Vollema MG, Sitskoorn MM, Appels MC, Kahn RS. Does the Schizotypal Personality Questionnaire reflect the biological-genetic vulnerability to schizophrenia? *Schizophrenia research*. 2002;54(1-2):39-45.
39. David AS. Why we need more debate on whether psychotic symptoms lie on a continuum with normality. *Psychological medicine*. 2010;40(12):1935-42.
40. Crespi B, Stead P, Elliot M. Evolution in health and medicine Sackler colloquium: Comparative genomics of autism and schizophrenia. *Proceedings of the National Academy of Sciences of the United States of America*. 2010;107 Suppl 1:1736-41.
41. Dolen G, Bear MF. Fragile x syndrome and autism: from disease model to therapeutic targets. *Journal of neurodevelopmental disorders*. 2009;1(2):133-40.
42. Conn PJ, Lindsley CW, Jones CK. Activation of metabotropic glutamate receptors as a novel approach for the treatment of schizophrenia. *Trends in pharmacological sciences*. 2009;30(1):25-31.
43. Bergman H, Wichmann T, DeLong MR. Reversal of experimental parkinsonism by lesions of the subthalamic nucleus. *Science*. 1990;249(4975):1436-8.
44. Mitchell IJ, Sambrook MA, Crossman AR. Subcortical changes in the regional uptake of [3H]-2-deoxyglucose in the brain of the monkey during experimental choreiform dyskinesia elicited by injection of a gamma-aminobutyric acid antagonist into the subthalamic nucleus. *Brain : a journal of neurology*. 1985;108 (Pt 2):405-22.

Figure and Table Captions

Figure 1. (A) and (B) are instruction grids to participants. (C) Experimental relational trial. (D) Control condition of the experimental relational trial.

Figure 2: **A)** depicts the relationship between psychosis proneness and the probability of committing perspective-taking errors, evaluated at low, average and high AQ scores. **B)** depicts the relationship between autism tendencies and the probability of committing perspective-taking errors, evaluated at low, average and high CAPEp scores.

Figure 3: 3-D representation of the relationship between autism tendencies and psychosis proneness (represented as standardized Z scores) and the probability of making perspective-taking errors on the relational trials. The negative scores represent low tendencies and the positive scores represent high tendencies.

Figure 4: 3-D representation of the relationship between Z standardized odds ratios of 10 Copy-Number Variants (CNVs) conferring risks to either autism (AUT) or schizophrenia (SZ) and impairment on Global Assessment of Functioning (GAF). Standardized and non-standardized odds ratios are listed separately. Data used for analysis have been gathered from supplementary material accompanying Stefansson et al. (28). Refer to this publication for information on the study population and the CNVs.

Table 1. Summary of coefficients with errors on the experimental relational trials as the dependent variable