

The Optimal Prediction Simultaneous Equations Selection

Alexander Gorobets

ERIM REPORT SERIES <i>RESEARCH IN MANAGEMENT</i>	
ERIM Report Series reference number	ERS-2003-024-ORG
Publication	December 2004
Number of pages	12
Email address corresponding author	alex-gorobets@mail.ru
Address	Erasmus Research Institute of Management (ERIM) Rotterdam School of Management / Rotterdam School of Economics Erasmus Universiteit Rotterdam P.O.Box 1738 3000 DR Rotterdam, The Netherlands Phone: +31 10 408 1182 Fax: +31 10 408 9640 Email: info@erim.eur.nl Internet: www.erim.eur.nl

Bibliographic data and classifications of all the ERIM reports are also available on the ERIM website:
www.erim.eur.nl

ERASMUS RESEARCH INSTITUTE OF MANAGEMENT

REPORT SERIES
RESEARCH IN MANAGEMENT

BIBLIOGRAPHIC DATA AND CLASSIFICATIONS	
Abstract	This paper presents a method for selection of the optimal simultaneous equation system from a set of nested models under the condition of a small sample. The purpose of selection is to identify a model with the best prognostic possibilities. Multivariate AIC, BIC and AICC are used as the selection criteria. The selection properties of this method are investigated by Monte-Carlo simulations.
Library of Congress Classification (LCC) LCC Webpage	Mission: HF 5001-6182
	Programme: HF 5546-5548.6, HF 5549-5549.5
	Paper: QA 211 Theory of Equations
Journal of Economic Literature (JEL) JEL Webpage	Mission: M
	Programme : M 10, L 2, M 12
	Paper: M10 Business Administration: general L2 Firm Objectives, Organization and Behaviour
Gemeenschappelijke Onderwerpsontsluiting (GOO)	
Classification GOO	Mission: 85.00
	Programme: 85.05, 85.08, 85.62
	Paper: 31.80 Toepassingen van de wiskunde
Keywords GOO	Mission: Bedrijfskunde / Bedrijfseconomie
	Programme: Organisatieleer, prestatiebeoordeling, personeelsbeleid
	Paper: Simultane vergelijkingen; selectie, criteria, simulatie
Free keywords	Simultaneous equations, selection, criteria, simulation.

THE OPTIMAL PREDICTION SIMULTANEOUS EQUATIONS SELECTION¹

Alexander Gorobets

*Erasmus Research Institute of Management
Erasmus University Rotterdam, Burg. Oudlaan 50, P.O. Box 1738,
3000 DR Rotterdam, The Netherlands*

E-mail: alex-gorobets@mail.ru

This paper presents a method for selection of the optimal simultaneous equation system from a set of nested models under the condition of a small sample. The purpose of selection is to identify a model with the best prognostic possibilities. Multivariate AIC, BIC and AICC are used as the selection criteria. The selection properties of this method are investigated by Monte-Carlo simulations.

Keywords: Simultaneous equations; selection, criteria; simulation.

1. Introduction

The main contribution to model selection in econometrics is devoted to single equation regression models and many criteria for this purpose have been presented, e.g. Akaike Information Criterion (AIC), corrected version of AIC (AICC), Schwarz' BIC, Bozdogan' ICOMP, etc. (Akaike, 1973; Shi and Tsai, 1998; Bozdogan and Haughton, 1998). Some of them, particularly AIC, BIC and AICC have been modified for selecting multivariate regression models (Bedrick and Tsai, 1994; Fujikoshi and Satoh, 1997). Bedrick and Tsai (1994) showed that AICC for multiresponse models is unbiased for the expected Kullback-

¹ Some ideas presented in this paper have been generated while the author was a Ph.D. student at the faculty of Economics and management, Sevastopol National Technical University, Ukraine. They have been presented partly at the 15th IFAC World Congress in July 2002, Barcelona.

Leibler information and provides better model choices than other criteria, including AIC, in small samples.

But the problem of simultaneous equation model (SEM) selection has been explored insufficiently.

Therefore the objective of this paper is to apply multivariate AIC, BIC and AICC for selection of a SEM with the best prognostic possibility from the given models set in the case of a small sample. The efficiency of the proposed method is investigated by Monte-Carlo simulations.

The order of the presentation is as follows: Section 2 defines the problem of simultaneous equation model selection. Section 3 proposes the method of selection. Section 4 presents an illustrative example and properties of the method. Finally, Section 5 gives the conclusions.

2. The model

The model to be considered is a system of m simultaneous equations

$$y_{it} = \eta_i(\mathbf{x}_t, \mathbf{y}_t, \boldsymbol{\alpha}_i) + u_{it}, \quad i = 1, 2, \dots, m, \quad t = 1, 2, \dots, n, \quad (1)$$

where y_{it} is a scalar endogenous variable, $\boldsymbol{\eta}' = (\eta_1, \eta_2, \dots, \eta_m)$ is the true but an unknown m -vector of models, $\mathbf{x}'_t = (x_{1t}, x_{2t}, \dots, x_{kt})$ is a k -vector of exogenous variables, $\mathbf{y}'_t = (y_{1t}, y_{2t}, \dots, y_{mt})$ is a m -vector of endogenous variables, $\boldsymbol{\alpha}'_i = (\alpha_{1i}, \alpha_{2i}, \dots, \alpha_{pi})$ is a p_i vector of unknown parameters in a i -th structural equation, and $\mathbf{u}'_t = (u_{1t}, u_{2t}, \dots, u_{mt})$ is a m -vector of independent normally distributed random disturbances with zero mean and a covariance matrix $\boldsymbol{\Sigma}_u$, n is the total number of observations. There is usually some prior

information about the regions of possible values for variables: $\mathbf{X} \in \mathbf{W}_1$ and $\mathbf{Y} \in \mathbf{W}_2$, where \mathbf{W}_1 and \mathbf{W}_2 are sets of possible values for the matrices \mathbf{X} and \mathbf{Y} .

The objective of this research is to identify the model of simultaneous equation system (1), which has the optimal prediction quality on the basis of n observations over matrices \mathbf{X} and \mathbf{Y} under the condition of the small sample. In this case, the order of possible models is limited and relatively simple models can be used. It is necessary to develop a selection method that reflects the trade-off between forecast accuracy and model parsimony.

3. Selection method

The method of selection of the optimal prediction simultaneous equation model consists of the following main stages:

1. The special case in which the possible models are nested as in polynomial regression models or moving-average models for time series is considered. Let the nested set of models be denoted by

$$\eta_{il}(\mathbf{X}, \mathbf{Y}, \boldsymbol{\alpha}_{il}) \in \mathbf{S}_l, \quad l = 1, 2, \dots, q, \quad (2)$$

where $\boldsymbol{\alpha}_{il}$ is a vector of parameters in a i -th structural equation of class l and $\mathbf{S}_1 \in \mathbf{S}_2 \in \dots \in \mathbf{S}_q$, \mathbf{S}_l - being the set of all possible models for class l .

For models which are linear in the parameters, model (2) can be rewritten as

$$\eta_{il}(\mathbf{X}, \mathbf{Y}, \boldsymbol{\alpha}_{il}) = \mathbf{f}'_{il}(\mathbf{X}, \mathbf{Y})\boldsymbol{\alpha}_{il}, \quad (3)$$

where $\mathbf{f}_{il}(\mathbf{X}, \mathbf{Y})$ is a vector of known functions in a i -th structural equation of class l .

2. The models from every l -th class are tested for identifiability by special conditions such as order condition and rank condition (Fisher, 1965, 1966; Brown, 1983).

3. The parameters of each simultaneous equation system from the given models set are estimated by one of the consistent methods, i.e. two stage least squares (2SLS), three stage least squares, full information maximum likelihood (Amemiya, 1986).

4. Multivariate AIC, BIC and AICC are used for selecting the optimal simultaneous equation system from the given models set:

$$AIC = n \ln |\widehat{\Sigma}_u| + 2 \sum_{i=1}^m p_i + m(m+1), \quad (4)$$

$$BIC = n \ln |\widehat{\Sigma}_u| + \ln(n) \left(\sum_{i=1}^m p_i + 0.5m(m+1) \right), \quad (5)$$

$$AICC = n \ln |\widehat{\Sigma}_u| + 2d(mp + 0.5m(m+1)), \quad (6)$$

where $d=n/(n-(m+p+1))$.

Therefore AICC is applicable to the structural form of a SEM only if $p_i=p$ for $i=1,\dots,m$.

It should be noted that the selection properties of AICC derived for a multivariate regression can be directly generalized to a SEM (Bedrick and Tsai, 1994).

5. The selection properties of AIC, BIC and AICC are explored by Monte-Carlo simulations for a particular experimental situation.

6. The average of the mean squared error of prediction (AMSEP) (Herzberg and Tsukanov, 1985) is used for evaluation of method efficiency and for comparison of the selection criteria:

$$R = \sum_{l=1}^q v_l L_l, \quad (7)$$

where v_l is the probability of selection of the model l by a particular criterion, L_l is the loss function for the model l .

The loss function for the l -th model of simultaneous equation system is

$$L_l = |\Sigma_{el}|, \quad (8)$$

where

$$\Sigma_{el} = \begin{pmatrix} \sigma_{1l}^2 & cov_{12l} & \dots & cov_{1ml} \\ cov_{21l} & \sigma_{2l}^2 & \dots & \vdots \\ \vdots & \vdots & \ddots & \vdots \\ cov_{ml} & \dots & \dots & \sigma_{ml}^2 \end{pmatrix} \quad (9)$$

is the mean squared errors of prediction (MSEP) matrix for the model l .

where $\sigma_{il}^2 = E\{e_{il}^2\}$, $cov_{ijl} = E\{e_{il}e_{jl}\}$ ($i, j=1..m$);

$$e_{il}^2 = \frac{1}{n_p} \sum_{t=1}^{n_p} (y_{it} - \eta_{il}(\mathbf{x}_t, \mathbf{y}_t, \hat{\boldsymbol{\alpha}}_{il}))^2 \quad (10)$$

is the mean squared error of prediction for the i -th equation of the model l , n_p is the total number of prediction points.

7. The preferential criterion is used for selection of the optimal prediction model.

4. Simulation results

It is necessary to test the efficiency of the proposed method for optimal model selection. Because of the complexity of analytical exploration the analysis was carried out by the method of statistical trials (Monte-Carlo simulations). Computing was done on the IBM PC Pentium 3 by the tools of the MatLab program.

For simplicity consider only simultaneous equation models that are linear in the parameters and endogenous variables.

The correct model consists of two equations with one varying parameter, α , and the remaining parameters are given:

$$\begin{cases} y_1 = \eta_1(x_1, y_2, \alpha) + u_1 = x_1 + \alpha x_1^2 - 2y_2 + u_1 \\ y_2 = \eta_2(x_2, y_1, \alpha) + u_2 = x_2 + \alpha x_2^2 - y_1 + u_2 \end{cases} \quad (11)$$

The system (11) is identified, because both order condition and rank condition are satisfied for every equation of the system (Fisher, 1966).

The reduced form of the structural model (11) is

$$\begin{cases} y_1(x_1, x_2, \alpha) = -x_1 - \alpha x_1^2 + 2x_2 + 2\alpha x_2^2 + v_1 \\ y_2(x_1, x_2, \alpha) = x_1 + \alpha x_1^2 - x_2 - \alpha x_2^2 + v_2 \end{cases}, \quad (12)$$

where v_1, v_2 - are the normally distributed random disturbances with zero mean and the covariance matrix Ω_v .

The design matrix $\mathbf{X}=(x_1, x_2)$ is a fixed matrix of independent, identically distributed normal random variables with mean zero, variance one and $n=12$. The random disturbances were simulated by the generator of random numbers built in the computer program with mean zero and $\sigma_{u1}^2 = \sigma_{u2}^2 = 1.0$; parameter α varied from 0.05 to 5.

The selection of both structural and reduced models was simulated by the criteria AIC, BIC and AICC for every realization of the experimental data from the correct models (11) and (12). The experiment was repeated 500 times. The parameters were estimated by 2SLS and the mean squared error of prediction is calculated in the last point of design.

The selection was made from the following nested classes of models η :

- 1) linear (underfitted), i.e. the quadratic terms were excluded from the initial system (11);
- 2) quadratic (correct), i.e. the structure of the initial system remained the same;
- 3) cubic (overfitted), i.e. the exogenous variables in a third power were added to each equation of the initial system.

The results of simulations are averaged across random samples and presented by figures as functions of α .

Figure 1 shows the loss functions for all models and AMSEP by AIC and AICC for the reduced form of a SEM.

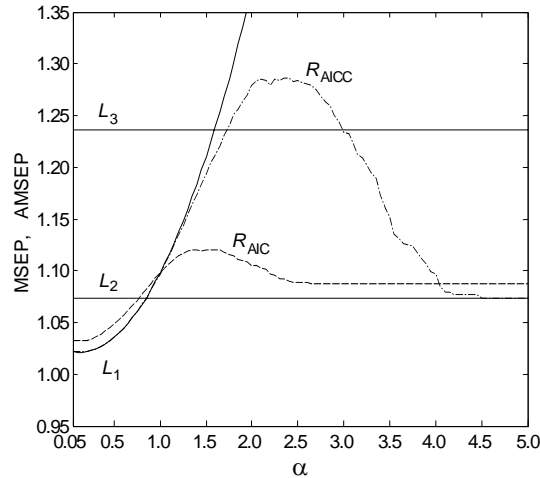


Fig.1. MSEP and AMSEP for the reduced system:

L_1 – MSEP for linear model;

L_2 – MSEP for quadratic model;

L_3 – MSEP for cubic model;

R_{AIC} / R_{AICC} – AMSEP by AIC / AICC.

It can be seen (Fig.1.) that there is a region of the correct model parameter variation where an underfitted model (linear in this case) is better for making predictions than the correct (quadratic) model. The loss function for the overfitted (cubic) model is always bigger than for the correct model and they do not depend on α variation. This has been confirmed by theoretical research (Gorobets, 2001). Because the number of the chosen model by the selection criterion is random, AMSEP is always bigger than the minimal loss function or equal to that in the entire region of parameter variation. Although there is a region of α variation where AMSEP by AICC is bigger than AMSEP by AIC, with increasing parameter only AMSEP by AICC gradually converges to the loss function of the correct model, which verifies the efficiency of criterion AICC.

Figure 2 gives the number of times each model was selected by AIC and AICC for the reduced system. With increasing α AICC consistently identifies the correct model (AICC₂), whereas AIC tends to overfit the model (AIC₃). On the contrary under the small values of α AIC performs better than AICC, which tends to underfit the model (AICC₁).

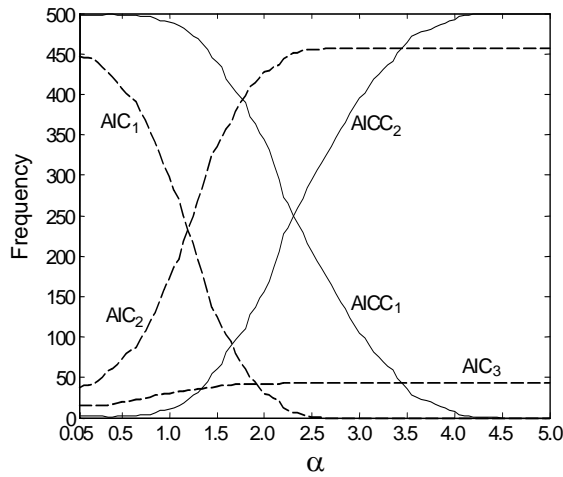


Fig.2. Frequency of models selected by AIC and AICC for the reduced system:

AIC₁ /AICC₁ – frequency of linear model selected by AIC /AICC;

AIC₂/AICC₂– frequency of quadratic model selected by AIC /AICC;

AIC₃– frequency of cubic model selected by AIC.

Figures 3,4 demonstrate the simulations results for the structural form of a SEM.

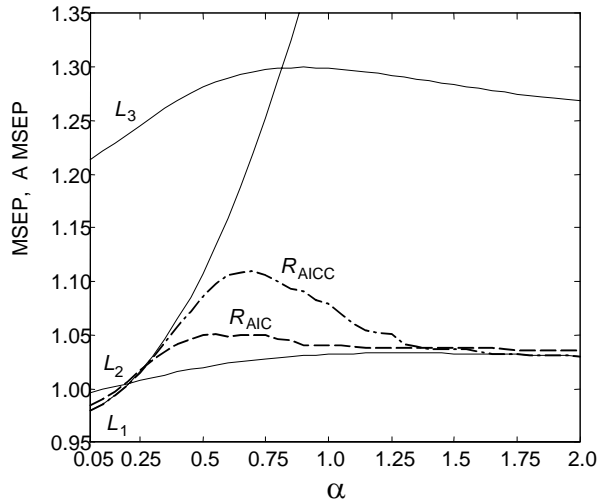


Fig.3. MSEP and AMSEP for the structural system:

- L_1 – MSEP for linear model;
- L_2 – MSEP for quadratic model;
- L_3 – MSEP for cubic model;
- R_{AIC} / R_{AICC} – AMSEP by AIC / AICC.

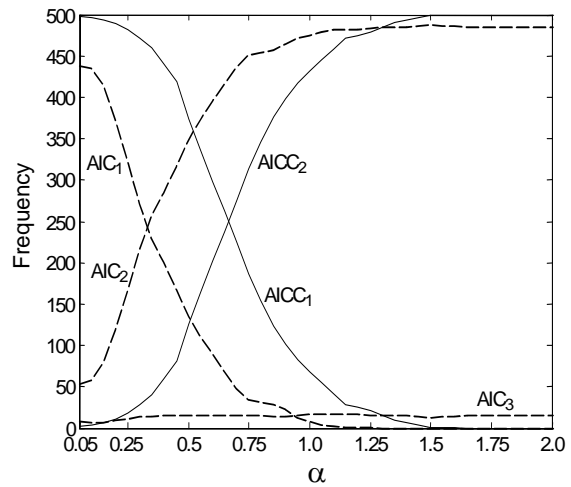


Fig.4. Frequency of models selected by AIC and AICC for the structural system:

- $AIC_1 / AICC_1$ – frequency of linear model selected by AIC / AICC;
- $AIC_2 / AICC_2$ – frequency of quadratic model selected by AIC / AICC;
- AIC_3 – frequency of cubic model selected by AIC.

A difference from the reduced system is that MSEP for all models of the structural system depends on parameter variation. Comparison between figures 1 and 3 illustrates that the structural system can be better for forecasting than the reduced system.

The selection properties of criteria AIC and AICC for the structural system are similar to that for the reduced system, but they converge to the correct model faster than for the reduced system.

As for criterion BIC, which is not shown on these figures to simplify presentation, it performs between AIC and AICC for both the reduced and the structural systems.

Similar results were obtained for other values of the SEM parameters and designs.

On the basis of the simulation results, the following selection properties of proposed method can be formulated:

1. The method allows the selection of the optimal prediction simultaneous equation system from the given models set.
2. For the purposes of the minimization of the prediction error and the speed of convergence to the correct model the structural form of a SEM can be preferred to the reduced system;
3. The criteria efficiency depends on the region of the correct model parameter variation.

5. Conclusions

In this paper a new method for selecting the optimal prediction simultaneous equation system was presented and a first round of computer simulations was carried out to illustrate the performance of the method. The novelty of this method is that the structural form of SEM is identified by criteria for making predictions, whereas traditionally only the reduced form is used for prediction.

The analysis of the method was done for a particular experimental situation, i.e. for a specific set of models and random disturbances. It is necessary to carry out further investigation of the performance of the method in two complementary ways. First, to increase the generality of our conclusions we should conduct a large number of experiments with various feasible sets of models and error distributions. Second, analytical derivations of the proposed method would be valuable to confirm the simulation results and justify the method. This task was partly resolved by Gorobets (2001), where analytical expressions of the mean square error of prediction matrices were derived for biased, true and overfitted models of the reduced form of SEM, but they still remain unknown for the structural form of SEM. Furthermore unbiased criterion for selecting a SEM with different number of parameters in each structural equation should be developed.

The proposed method can be used for building and analyzing models of economic processes in the countries with transition economics, for example, in the New Independent States, which are characterized by a short period of reforms. In this case, only relatively simple models can be used for prediction. This method has been applied for selecting the optimal model of Sevastopol regional economics and preliminary results verified its performance (Gorobets, 2001).

References

- Akaike, H., 1973. Information theory and an extension of the maximum likelihood principle.
In: B.N. Petrov, Csaki F. (Ed.), Proc. 2nd Int. Symp. on Information Theory, Akademiai Kiado, Budapest, 267 – 281.
- Amemiya, T., 1986. Advanced econometrics. TJ Press Ltd, Oxford.

- Bedrick, E.J., Tsai, C.-L., 1994. Model selection for multivariate regression in small samples. *Biometrics*, 50, 226-231.
- Bozdogan, H., Haughton, D., 1998. Informational complexity criteria for regression models. *Computational Statistics & Data Analysis*, 28, 51-76.
- Brown, B.W., 1983. The identification problem in systems nonlinear in the variables. *Econometrica*, 51, 175-196.
- Fisher, F.M., 1965. Identifiability Criteria in Nonlinear systems: A Further Note. *Econometrica*, 33, 197-205.
- Fisher, F.M., 1966. *The Identification Problem in Econometrics*. McGraw-Hill, New York.
- Fujikoshi, Y., Satoh, K., 1997. Modified AIC and C_p in multivariate linear regression. *Biometrika*, 84 (3), 707-716.
- Gorobets, A.D., 2001. Control objects structural identification method, which are described by the simultaneous equation systems. Unpublished PhD thesis, Sevastopol National Technical University.
- Gorobets, A.D., 2002. Structural identification method of simultaneous equations systems. In: Camacho, Basanez, de la Puente (Ed.), *Proc. 15th IFAC WORLD CONGRESS*, Vol. R, Elsevier Science Ltd, Oxford, 191-194.
- Herzberg, A.M., Tsukanov, A.V., 1985. The Monte-Carlo Comparison of Two criteria for the Selection of Models. *Journal of Statistical Computation and Simulation*, 22, 113-126.
- Shi, P., Tsai, C.-L., 1998. A note on the unification of the Akaike information criterion. *J.R. Statist. Soc. B*, 60 (3), 551-558.

Publications in the ERIM Report Series Research* in Management

ERIM Research Program: "Organizing for Performance"

2004

Learning And Governance In Inter-Firm Relations

Bart Nooteboom

ERS-2004-003-ORG

<http://hdl.handle.net/1765/1122>

Organisational Learning And Multinational Strategy

Bart Nooteboom

ERS-2004-004-ORG

<http://hdl.handle.net/1765/1123>

Density And Strength Of Ties In Innovation Networks: A Competence And Governance View

Bart Nooteboom and Victor A. Gilsing

ERS-2004-005-ORG

<http://hdl.handle.net/1765/1124>

Innovation, learning and cluster dynamics

Bart Nooteboom

ERS-2004-006-ORG

<http://hdl.handle.net/1765/1125>

Empirical Tests Of Optimal Cognitive Distance

Stefan Wuyts, Massimo G. Colombo, Shantanu Dutta, and Bart Nooteboom

ERS-2004-007-ORG

<http://hdl.handle.net/1765/1126>

Entrepreneurship in Transition: Searching for governance in China's new private sector

Barbara Krug and Hans Hendrischke

ERS-2004-008-ORG

<http://hdl.handle.net/1765/1128>

Exploring Emotional Competence: Its effects on coping, social capital, and performance of salespeople

Willem Verbeke, Frank Belschak and Richard P. Bagozzi

ERS-2004-014-ORG

<http://hdl.handle.net/1765/1174>

The Impact of Business Ownership Change on Employee Relations: Buy-outs in the UK and the Netherlands

Hans Bruining, Paul Boselie, Mike Wright and Nicolas Bacon

ERS-2004-021-ORG

<http://hdl.handle.net/1765/1263>

* A complete overview of the ERIM Report Series Research in Management:

<https://ep.eur.nl/handle/1765/1>

ERIM Research Programs:

LIS Business Processes, Logistics and Information Systems

ORG Organizing for Performance

MKT Marketing

F&A Finance and Accounting

STR Strategy and Entrepreneurship

Towards a Dynamic (Schumpeterian) Welfare Economics

Wilfred Dolfsma

ERS-2004-026-ORG

<http://hdl.handle.net/1765/1264>

The Three-Step Test-Interview (TSTI): An observational instrument for pretesting self-completion questionnaires

Tony Hak, Kees van der Veer and Harrie Jansen

ERS-2004-029-ORG

<http://hdl.handle.net/1765/1265>

Measuring the Knowledge Base of an Economy in terms of Triple-Helix Relations among 'Technology, Organization, and Territory'

Loet Leydesdorff, Wilfred Dolfsma & Gerben van der Panne

ERS-2004-034-ORG

<http://hdl.handle.net/1765/1300>

Paradoxes of Modernist Consumption – Reading Fashions

Wilfred Dolfsma

ERS-2004-035-ORG

<http://hdl.handle.net/1765/1330>

Some Economics of Digital Content

Wilfred Dolfsma

ERS-2004-036-ORG

<http://hdl.handle.net/1765/1331>

Learning Opportunities And Learning Behaviours Of Small Business Starters: Relations With Goal Achievement, Skill Development, And Satisfaction

Marco van Gelderen, Lidewey van der Sluis & Paul Jansen

ERS-2004-037-ORG

<http://hdl.handle.net/1765/1429>

The Process Of New Service Development – Issues Of Formalization And Appropriability

Wilfred Dolfsma

ERS-2004-051-ORG

<http://hdl.handle.net/1765/1445>

On And Off The Beaten Path: How Individuals Broker Knowledge Through Formal And Informal Networks

Rick Aalbers, Wilfred Dolfsma & Otto Koppius

ERS-2004-066-LIS/ORG

<http://hdl.handle.net/1765/1549>

Governance Modes For Systemic Innovation. Service Development In Mobile Telecommunications

J. van den Ende and F. Jaspers

ERS-2004-067-ORG

<http://hdl.handle.net/1765/1539>

Performance Management: A model and research agenda

Deanne N. den Hartog, Paul Boselie & Jaap Paauwe

ERS-2004-068-ORG

<http://hdl.handle.net/1765/1779>

Human Resource Function Competencies In European Companies

Paul Boselie and Jaap Paauwe

ERS-2004-069-ORG

<http://hdl.handle.net/1765/1451>

"Best Practices...in spite of Performance" Just a matter of Imitation?

Jaap Paauwe and Paul Boselie

ERS-2004-070-ORG

Web-Based Organizing In Traditional Brick-And-Mortar Companies: The Impact On HR
Jaap Paauwe, Elaine Farndale and Roger Williams
ERS-2004-071-ORG
<http://hdl.handle.net/1765/1609>

Longevity in services: the case of the Dutch warehousing companies 1600-2000
Hugo van Driel, Henk Volberda and Sjoerd Eikelboom
ERS-2004-072-STR/ORG
<http://hdl.handle.net/1765/1571>

Honing and Framing Ourselves (Extreme Subjectivity and Organizing)
Slawomir Magala
ERS-2004-076-ORG
<http://hdl.handle.net/1765/1583>

Cross-cultural compromises, multiculturalism and the actuality of unzipped Hofstede
Slawomir Magala
ERS-2004-078-ORG
<http://hdl.handle.net/1765/1584>

Perceptions about the ISO 9000 (2000) quality system standard revision and its value: The Dutch experience
T. van der Wiele, J. Iwaarden, R. Williams and B. Dale
ERS-2004-081-ORG
<http://hdl.handle.net/1765/1736>

Mystery shopping: A tool to develop insight into customer service provision
M. Hesselink, J. van Iwaarden and T. van der Wiele
ERS-2004-082-ORG
<http://hdl.handle.net/1765/1737>

A transparent role of information systems within business processes: A case study
Menno Verboom, Jos van Iwaarden and Ton van der Wiele
ERS-2004-083-ORG
<http://hdl.handle.net/1765/1738>

Understanding the development of temporary agency work in Europe
Bas Koene, Jaap Paauwe and John Groenewegen
ERS-2004-086-ORG
<http://hdl.handle.net/1765/1803>

Central Unification versus Local Diversity: China's Tax Regime, 1980s-2000s
Ze Zhu and Barbara Krug
ERS-2004-089-ORG
<https://ep.eur.nl/handle/1765/1787>

The evolution of high-technology in China after 1978: Towards technological entrepreneurship
M.J. Greeven
ERS-2004-092-ORG
<http://hdl.handle.net/1765/1785>

Effects of multiple network ties Knowledge transfer and sharing in a network: The effects of multiple ties
Irma Bogenrieder
ERS-2004-093-ORG
<http://hdl.handle.net/1765/1781>

Multiple Inclusion and Community Networks
Irma Bogenrieder and Peter van Baalen
ERS-2004-094-ORG
<http://hdl.handle.net/1765/1782>

The Performance Of Team Start-Ups In The First Phases Of The Life Course

Erik Stam And Veronique Schutjens

ERS-2004-097-ORG

<http://hdl.handle.net/1765/1784>

How To Be Better Prepared For A Paradigm Shift In Economic Theory, And Write Better Articles In The Meantime

Pat Welch and Wilfred Dolfsma

ERS-2004-101-ORG

<http://hdl.handle.net/1765/1811>

Is China a Leviathan?

Ze Zhu And Barbara Krug

ERS-2004-103-ORG

<http://hdl.handle.net/1765/1821>

Market and Society: How do they relate, and contribute to welfare?

Wilfred Dolfsma, John Finch and Robert McMaster

ERS-2004-105-ORG

<http://hdl.handle.net/1765/1824>

Determinants Of Entrepreneurship In Europe

Isabel Grilo And Roy Thurik

ERS-2004-106-ORG

<http://hdl.handle.net/1765/1823>

Agent based computational model of trust

Alexander Gorobets and Bart Nooteboom

ERS-2004-108-ORG

A Matter of Life and Death: Innovation and Firm Survival

Elena Cefis and Orietta Marsili

ERS-2004-109-ORG

Using Networks For Changing Innovation Strategy: The Case Of IBM

Koen Dittich, Geert Duysters and Ard-Pieter de Man

ERS-2004-111-ORG

<http://hdl.handle.net/1765/1836>

China's emerging tax regime: Devolution, fiscal federalism, or tax farming?

Barbara Krug, Ze Zhu and Hans Hendrichske

ERS-2004-113-ORG