

Technical University of Denmark



Wind Tunnel Tests on Ice Accretion on Wind Turbine Blades

Hudecz, Adriána; Hansen, Martin Otto Laver; Koss, Holger

Publication date:
2012

[Link back to DTU Orbit](#)

Citation (APA):

Hudecz, A., Hansen, M. O. L., & Koss, H. (2012). Wind Tunnel Tests on Ice Accretion on Wind Turbine Blades [Sound/Visual production (digital)]. 2012 Winterwind conference , Skellefteå, Sweden, 07/02/2012

DTU Library

Technical Information Center of Denmark

General rights

Copyright and moral rights for the publications made accessible in the public portal are retained by the authors and/or other copyright owners and it is a condition of accessing publications that users recognise and abide by the legal requirements associated with these rights.

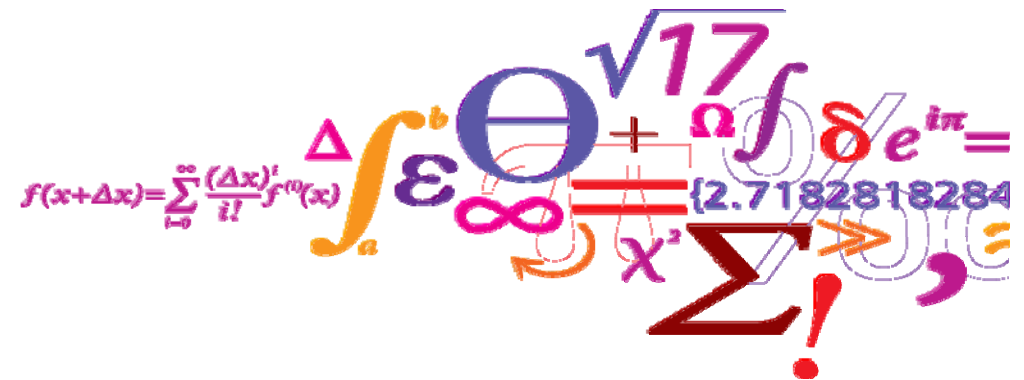
- Users may download and print one copy of any publication from the public portal for the purpose of private study or research.
- You may not further distribute the material or use it for any profit-making activity or commercial gain
- You may freely distribute the URL identifying the publication in the public portal

If you believe that this document breaches copyright please contact us providing details, and we will remove access to the work immediately and investigate your claim.

Wind Tunnel Tests on Ice Accretion on Wind Turbine Blades

Preparation, Set-up

Adriana Hudecz
Martin O.L. Hansen
Holger H. Koss

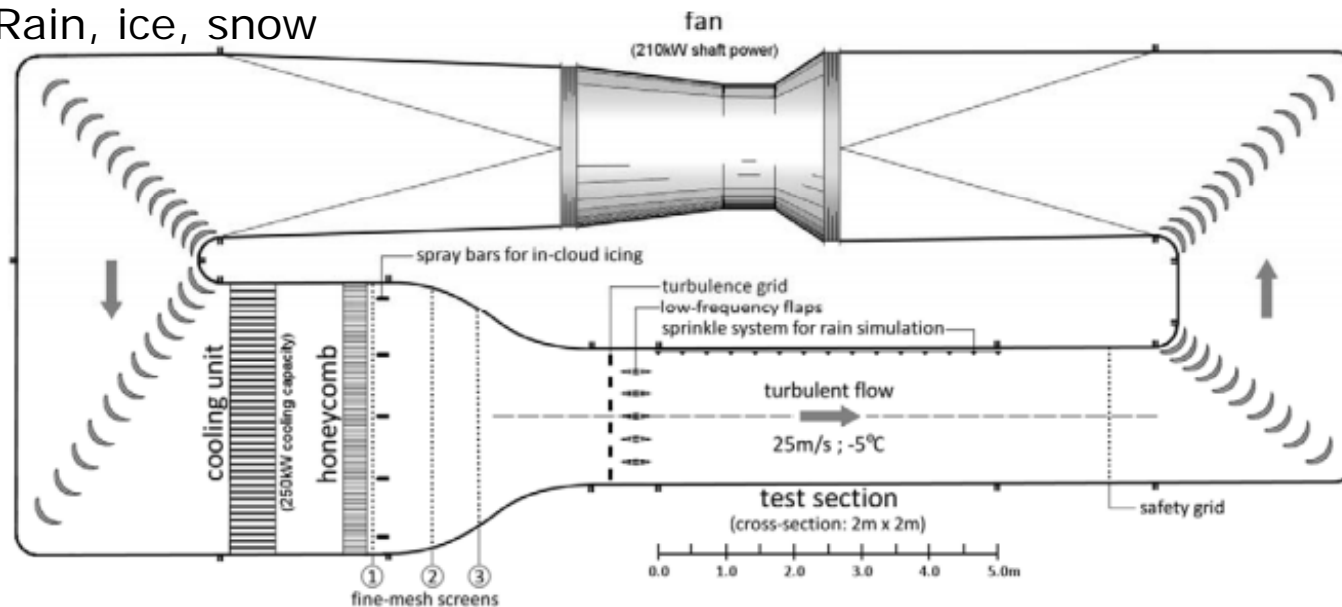


Purpose

- Study the ice build-up
- Study the effect of ice on the aerodynamics
- Study the flow around the iced blade – flow visualization
- Compare results with numerical programs and other studies

Wind Tunnel

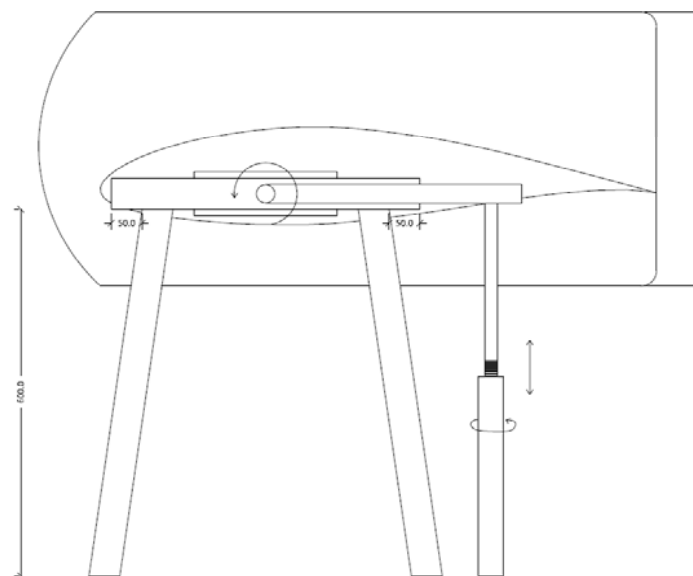
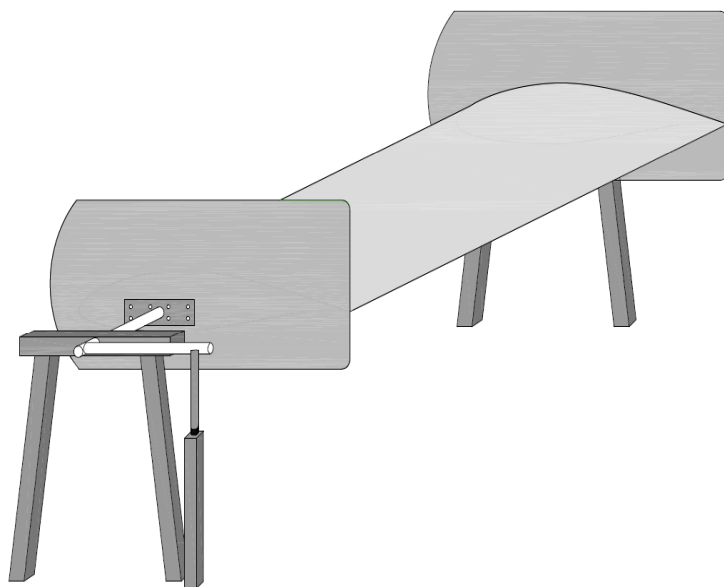
- Climatic wind tunnel – FORCE Technology and DTU
 - Rain, ice, snow



[Picture: http://www.cesdyn.byg.dtu.dk/Research/Climatic_Wind_Tunnel.aspx]

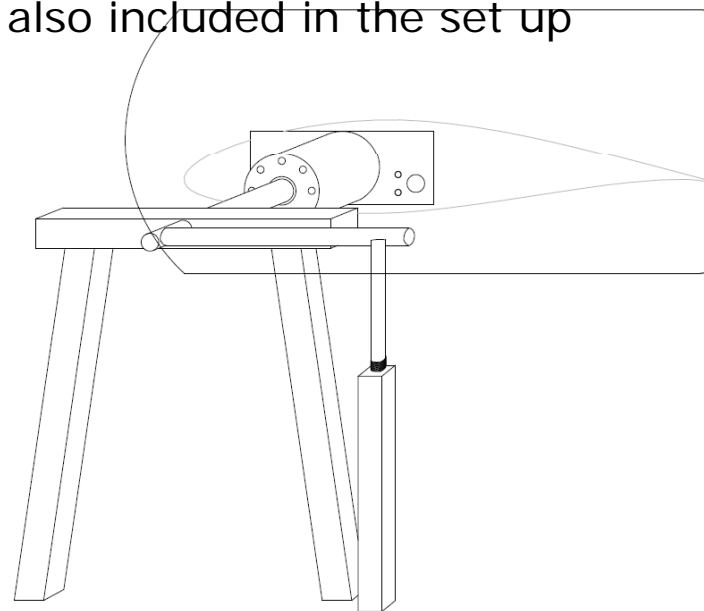
Test set-up

- NACA 64-618 airfoil section provided by LM Wind Power Blades
- 900 mm chord length and 1350 mm width




Test set-up

- NACA 64-618 airfoil section, provided by LM Wind Power Blades
- 900 mm chord length and 1350 mm width
- A pair of AMTI MC5 Force transducer is also included in the set up
- Equipped with pressure taps



Test set-up - final




In the workshop

Test set-up - final

In the tunnel




Down stream




Up stream

Test set-up - final



Wind Tunnel Tests - Preparation

- Due to unexpected circumstances
 - Some velocity tests – test the set up
 - Flow visualization – with oil based smoke generator and laser



Wind Tunnel Tests – Flow Visualization



Wind Tunnel Tests – Flow Visualization



Wind Tunnel Tests – Flow Visualization



Wind Tunnel Tests – Further Plans

- Dry test:
 - Test of the set-up both aerodynamics and pressure distribution, flow visualization
- Ice test:
 - Test of ice build up with different velocity and temperature
 - Changes of aerodynamics as a function of time and amount ice
 - Flow visualization

Thank you !

Contact: Adriana Hudecz, ahud@dtu.dk