

# AMERICAN MUSEUM NOVITATES

Number 920

Published by  
THE AMERICAN MUSEUM OF NATURAL HISTORY  
New York City

May 3, 1937

## DESCRIPTION OF A NEW SPECIES OF *SYMPHYLURINUS* (INSECTA, DICILLURA) FROM CENTRAL AMERICA

BY FILIPPO SILVESTRI

In a collection of terrestrial small Arthropoda (called by me "*microgenton*") made in 1930 by Dr. Frank E. Lutz at Barro Colorado (Panama), I have found a specimen of *Symphylurinus* which is very peculiar especially in the structure of the apical setae of the subcoxal appendices of the first urosternum and which is being described here as a new species. I note that *Symphylurinus* has a number of representatives in South America and a few in Africa and Asia.

### *Symphylurinus lutzi*, new species

Figures 1 to 3

Corpus cremeum, caput supra setis brevibus integris parce numerosis et nonnullis minus brevibus, postantennalibus duabus  $\mu$  78 longis subintegris, setis et sensillis consuetis vide figure 2, A, palpo labiali fere  $\frac{3}{4}$  longiore quam latiore.

Thorax.—Pronotum macrochaetis 4 + 4 sat longis (lateralibus  $\mu$  100 longis), barbulis 2-3 instructis, superficie cetera setis paucioribus brevibus et brevioribus; mesonotum macrochaetis 2 + 2 subanticis, macrochaetis 2 + 2 transverse submedianis, macrochaeta laterali subpostica et macrochaetis 3 + 3 posticis barbulis 1-2 auctis, postica laterali  $\mu$  130 longa, cetera superficie setis paucioribus brevioribus et brevibus; metanotum macrochaetis 1 + 1 et 3 + 3 posticis, cetero mesonoto simile.

Sterna praesternis, acetabuli margine antico et furcosterno setis duabus anticis, duabus inter pedes et duabus posticis parum longis et barbularis, setis ceteris brevioribus et brevibus et integris.

Pedes sat setosi, primi paris tibiae apicis strigile setis spatuliformitus 4, paris tertii trochanthero macrochaetis inferis brevibus barbularis duabus, femore macrochaetis superis 4 parum longis et inferis submediana et duabus apicalibus, tibia macrochaeta ventrali brevi praemediana, calcaribus apicalibus simplicibus, tarso setis brevioribus magis numerosis et setis duabus superis distalibus quam ceterae aliquantum longioribus, praetarsi unguibus modice arcuatis, ungue postico quam anticus fere  $\frac{1}{3}$  longiore.

Abdomen.—Tergitum 1<sup>um</sup> macrochaetis 1 + 1 subanticis submedianis et 1 + 1 posticis submedianis, 2<sup>um</sup> 1 + 1 subanticis et 2 + 2 posticis, 3<sup>um</sup> 1 + 1 subanticis et 3 + 3 posticis, tergitum 4<sup>um</sup> ad 7<sup>um</sup> macrochaetis anticis 3 + 3, laterali utrimque singula et posticis 4 + 4, omnibus barbulis 3-5 et lateralibus posticis  $\mu$  120 longis, ceteris quam dictae parum brevioribus, tergitum 8<sup>um</sup> macrochaetis posticis 4 + 4, 9<sup>um</sup> 3 + 3, 10<sup>um</sup> macrochaeta subpostica mediana sat longa quam setae submedianae marginales fere  $\frac{3}{8}$  longiore, setis marginalibus ceteris quam submedianae parum brevioribus.

Urosternum primum macrochaetis 7 + 7, quarum 3 + 3 subanticae, sat longis et barbulis nonnullis auctis, appendicibus subcoxalibus elongatis subcylindraceis quam stili  $\frac{1}{2}$  longioribus et setis duabus posticis longis clavatis instructis, stilis subconicis,  $\mu$  65 longis setis integris instructis; urosterna 2-7 macrochaetis 6 + 6, quarum 2 + 2 anticae, stilis elongatis; urosternum 8<sup>um</sup> macrochaetis posticis 1 + 1, 9<sup>um</sup> macrochaetis 2 + 2, 10<sup>um</sup> macrochaetis submedianis subposticis et submedianis-sublateralibus posticis longis, robustis subaequalibus.

Cerci 11-articulati articulo secundo a primo subindistincto, tertio a quarto parum magis distincto, ceteris distinctis, setis vide figure 3, G.

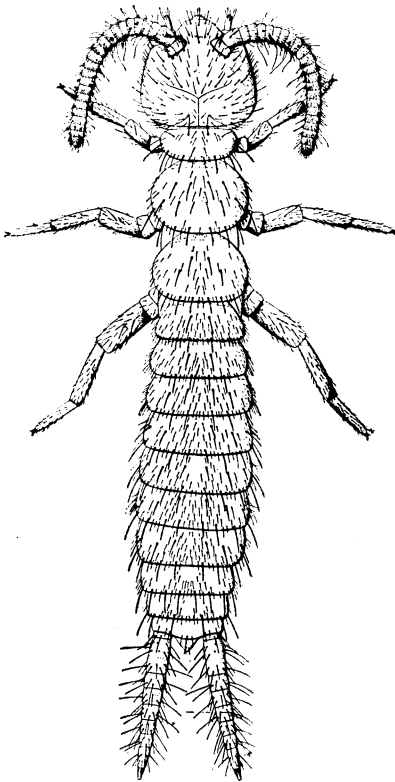


Fig. 1

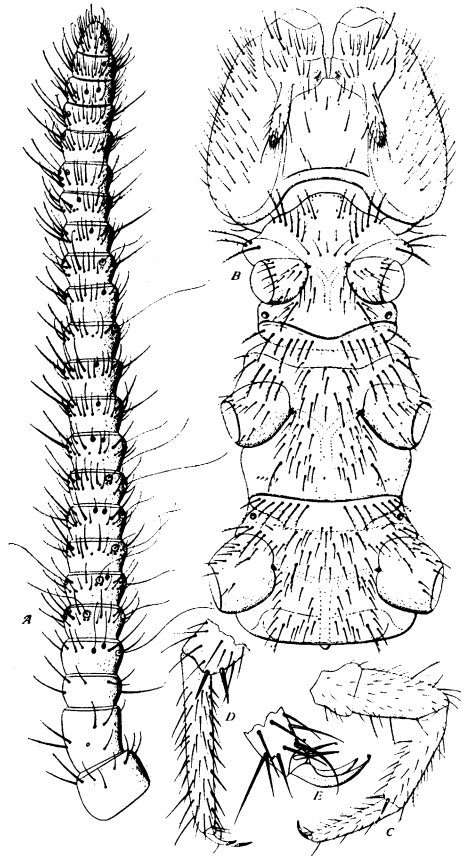


Fig. 2

Fig. 1. *Symphylurinus lutzi*: animalculum pronum (ampliatum).

Fig. 2. A, Antenna dextera prona; B, caput et thorax supina; C, pes paris tertii; D, eiusdem tibiae apex, tarsus et praetarsus magis ampliatii; E, tarsi apex et praetarsus multo ampliatii.

Long. corporis mm. 2, lat. capitis 0.39, long. antenn. 0.65, long. pedum paris tertii 0.90, cercorum 0.58.

Habitat.—Exemplum descriptum ad Barro Colorado (Panama) clar. Dr. Frank E. Lutz, cui species dicata est, legit.

Observatio.—Species haec ad *S. grassii* Silvestri proxima sed macrochaetis dorsualibus aliquantum longioribus, parum magis barbulatis, urosterni primi processibus subcoxalibus longioribus et *setis duabus posticis longis clavatis* instructis et urotergiti decimi macrochaeta mediana quam submedianae fere  $\frac{3}{8}$  longiore saltem distinguenda est; cum mares adulti noti sint, characteres ceteri inquirendi sunt.

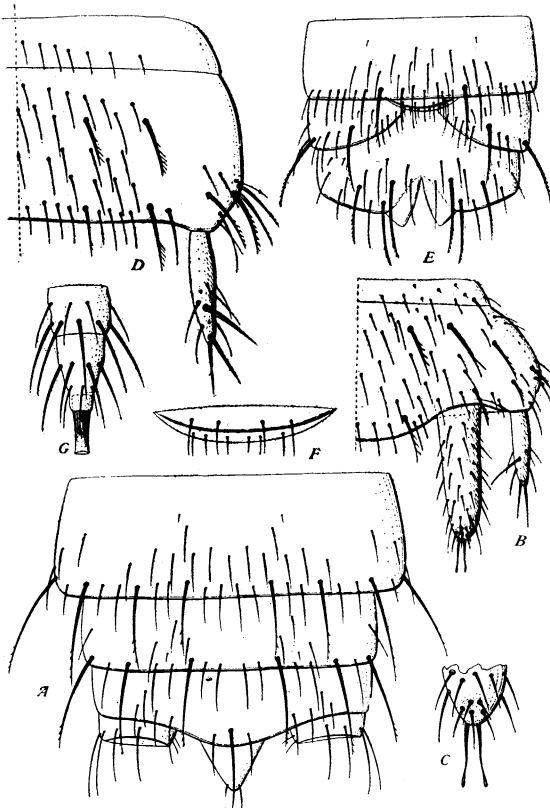


Fig. 3. A, Abdominis pars postica prona; B, urosterni primi dimidia pars; C, eiusdem urosterni appendicis subcoxalis apex magis ampliatus; D, urosterni quinti dimidia pars; E, abdominis pars postica supina; F, laminae supra et infra aperturae genitalis; G, cerci apex.

