

University of Nebraska - Lincoln

DigitalCommons@University of Nebraska - Lincoln

Papers in Plant Pathology

Plant Pathology Department

2002

Genomewide identification of proteins secreted by the Hrp type III protein secretion system of *Pseudomonas syringae* pv. *tomato* DC3000

Tanja Petnicki-Ocwieja
University of Nebraska-Lincoln

David J. Schneider
Cornell University

Vincent C. Tam
University of Nebraska-Lincoln

Scott T. Chancey
University of Nebraska-Lincoln

Libo Shan
Kansas State University

See next page for additional authors

Follow this and additional works at: <https://digitalcommons.unl.edu/plantpathpapers>

 Part of the [Plant Pathology Commons](#)

Petnicki-Ocwieja, Tanja; Schneider, David J.; Tam, Vincent C.; Chancey, Scott T.; Shan, Libo; Jamir, Yashitola; Schechter, Lisa M.; Janes, Misty; Buell, C. Robin; Tang, Xiaoyan; Collmer, Alan; and Alfano, James R., "Genomewide identification of proteins secreted by the Hrp type III protein secretion system of *Pseudomonas syringae* pv. *tomato* DC3000" (2002). *Papers in Plant Pathology*. 215.
<https://digitalcommons.unl.edu/plantpathpapers/215>

This Article is brought to you for free and open access by the Plant Pathology Department at DigitalCommons@University of Nebraska - Lincoln. It has been accepted for inclusion in Papers in Plant Pathology by an authorized administrator of DigitalCommons@University of Nebraska - Lincoln.

Authors

Tanja Petnicki-Ocwieja, David J. Schneider, Vincent C. Tam, Scott T. Chancey, Libo Shan, Yashitola Jamir, Lisa M. Schechter, Misty Janes, C. Robin Buell, Xiaoyan Tang, Alan Collmer, and James R. Alfano

Genomewide identification of proteins secreted by the Hrp type III protein secretion system of *Pseudomonas syringae* pv. *tomato* DC3000

Tanja Petnicki-Ocwieja^{*†‡}, David J. Schneider^{*§}, Vincent C. Tam^{*}, Scott T. Chancey^{*}, Libo Shan[¶], Yashitola Jamir^{*}, Lisa M. Schechter^{||}, Misty D. Janes^{*}, C. Robin Buell^{**}, Xiaoyan Tang[¶], Alan Collmer^{||}, and James R. Alfano^{*††}

^{*}Plant Science Initiative and Department of Plant Pathology, University of Nebraska, Lincoln, NE 68588-0660; [†]School of Biological Sciences, University of Nebraska, Lincoln, NE 68588-0118; [§]U.S. Department of Agriculture-Agricultural Research Service Center for Agricultural Bioinformatics, Cornell Theory Center, Cornell University, Ithaca, NY 14853; [¶]Department of Plant Pathology, Kansas State University, Manhattan, KS 66502-5502; ^{||}Department of Plant Pathology, Cornell University, Ithaca, NY 14853-4203; and ^{**}Institute for Genomic Research, 9712 Medical Center Drive, Rockville, MD 20850

Communicated by Noel T. Keen, University of California, Riverside, CA, March 29, 2002 (received for review January 29, 2002)

The ability of *Pseudomonas syringae* pv. *tomato* DC3000 to be pathogenic on plants depends on the Hrp (hypersensitive response and pathogenicity) type III protein secretion system and the effector proteins it translocates into plant cells. Through iterative application of experimental and computational techniques, the DC3000 effector inventory has been substantially enlarged. Five homologs of known avirulence (Avr) proteins and five effector candidates, encoded by genes with putative Hrp promoters and signatures of horizontal acquisition, were demonstrated to be secreted in culture and/or translocated into *Arabidopsis* in a Hrp-dependent manner. These 10 Hrp-dependent outer proteins (Hops) were designated HopPtoC (Avr-PpiC2 homolog), HopPtoD1 and HopPtoD2 (AvrPphD homologs), HopPtoK (AvrRps4 homolog), HopPtoJ (AvrXv3 homolog), HopPtoE, HopPtoG, HopPtoH, HopPtoI, and HopPtoS1 (an ADP-ribosyltransferase homolog). Analysis of the enlarged collection of proteins traveling the Hrp pathway in *P. syringae* revealed an export-associated pattern of equivalent solvent-exposed amino acids in the N-terminal five positions, a lack of Asp or Glu residues in the first 12 positions, and amphipathicity in the first 50 positions. These characteristics were used to search the unfinished DC3000 genome, yielding 32 additional candidate effector genes that predicted proteins with Hrp export signals and that also possessed signatures of horizontal acquisition. Among these were genes encoding additional ADP-ribosyltransferases, a homolog of SrfC (a candidate effector in *Salmonella enterica*), a catalase, and a glucokinase. One ADP-ribosyltransferase and the SrfC homolog were tested and shown to be secreted in a Hrp-dependent manner. These proteins, designated HopPtoS2 and HopPtoL, respectively, bring the DC3000 Hrp-secreted protein inventory to 22.

The organism *Pseudomonas syringae* pv. *tomato* DC3000 is an important model in molecular plant pathology whose pathogenicity depends on effector proteins injected into host plant cells by the Hrp (hypersensitive response and pathogenicity) type III protein secretion system. We have reported the development of a draft sequence of the DC3000 genome (<http://www.tigr.org/tdb/mdb/mdbinprogress.html>) and the use of that sequence for genomewide identification of virulence-related genes in the Hrp regulon (1). We now have extended our genomewide investigation of the Hrp system by identifying characteristics that enable the prediction of DC3000 proteins that may travel the Hrp pathway and, therefore, are candidate effectors.

Type III protein secretion systems are central to the virulence of many bacteria, including animal pathogens in the genera *Salmonella*, *Yersinia*, *Shigella*, and *Escherichia* and plant pathogens in the genera *Pseudomonas*, *Erwinia*, *Xanthomonas*, *Ralstonia*, and *Pantoea* (2). Loss of the secretion system usually abolishes pathogenicity in mutants, whereas mutation of a single effector gene commonly has little or no effect because of apparent redundancies among the effectors (3). This observation highlights both the collective importance of effectors in pathogenesis and the difficulty

in identifying them through loss of function. Given this problem, effector genes have been alternatively sought through the identification of proteins secreted to the medium and of genes coordinately regulated with those encoding the secretion machinery (4). However, some effectors are poorly secreted in culture and/or expressed independently of the secretion system regulon (5, 6). Thus, despite the availability of genomic sequence data for several pathogens that use type III secretion systems, we still have only a fragmentary inventory of the effectors underlying their pathogenicity.

Our genomewide analysis of the Hrp regulon in DC3000 revealed that several of the 48 Hrp promoters with highly significant hidden Markov model *E* values expressed homologs of known effector proteins, which are designated as Avr (avirulence) or Hop (Hrp-dependent outer proteins) (1). Our analysis also revealed limitations in such a promoter-based search for *P. syringae* effector genes: (i) Some Hrp promoters express regulatory or toxin biosynthesis proteins rather than effectors. (ii) Some *avr* genes are preceded by Hrp promoters with relatively poor *E* values, which substantially enlarges the set of candidate promoters. (iii) Many of the ORFs downstream of Hrp promoter sequences encode unknown proteins. And, as noted above, some effector genes may not be associated with Hrp promoters.

Thus, additional criteria are needed to winnow from the many thousands of potential ORFs in an unfinished bacterial genome a collection of candidate effectors that is usefully comprehensive but small enough for experimental testing. One such criterion is evidence of horizontal acquisition. G+C content, codon preference, or location near mobile DNA elements have been widely used to help the identification of virulence genes (7, 8). This criterion is applicable with *P. syringae* because most *avr* genes have atypical G+C content and are associated with mobile genetic elements (9–11). A second potentially useful criterion involves the identification of export-associated signals.

The first 15 or 17 aa of YopE or YopH, respectively, are sufficient to direct a CyaA (*Bordetella pertussis* adenylyl cyclase) reporter to the type III pathway although no consensus secretion sequence has been recognized in these or other Yops (12). Some frameshifts altering the amino acid sequence in this region do not prevent secretion of an Npt reporter, which suggests an mRNA targeting signal (13). However, recent observations with native YopE suggest that targeting information resides in the protein rather than the mRNA and that amphipathicity in amino acids 2–11 is important (14). The mechanism by which the secretion machinery recognizes proteins with amphipathic N termini is unknown, and this property is too general to support efficient genomewide searches for novel effector genes.

Abbreviations: Hrp, hypersensitive response and pathogenicity; Avr, avirulence; Hop, Hrp-dependent outer protein.

[†]T.P.-O. and D.J.S. contributed equally to this work.

^{††}To whom reprint requests should be addressed. E-mail: jalvano2@unl.edu.

P. syringae has a single type III secretion system. The Hrp system is known to secrete harpins (HrpZ and HrpW), the HrpA pilus subunit, and effector proteins. Deletion mutations have demonstrated that the N-terminal 10–15 residues are required for the secretion of AvrPto and AvrB, respectively (15). Fusions with an AvrRpt2 reporter have further demonstrated that additional signals for translocation into plant cells reside within the N-terminal 58 residues of the *Xanthomonas campestris* pv. *vesicatoria* AvrBs2 protein (16). In general, the effector proteins of plant and animal pathogens appear to carry targeting information in the N-terminal portion (15–150 residues), but the nature of that information is unclear.

Our genomewide identification of ORFs in the Hrp regulon yielded both a founding inventory of candidate effectors with homology to known Avr proteins or Hops and a collection of effector candidates (1). Here, we enlarged the inventory by demonstrating that five effector homologs and five proteins travel the Hrp pathway. Analysis of the N-terminal sequences of these and other known effector proteins yielded six distinct features or “rules” potentially useful in predicting Hrp secretion substrates. These rules were then used in a genomewide analysis of DC3000 that yielded 32 ORFs that were not preceded by Hrp promoters but had a strong likelihood of encoding novel effectors. Two of these candidate proteins were tested and shown to travel the Hrp pathway.

Materials and Methods

Strains and Media. *Escherichia coli* strain DH5 α was used for cloning experiments, and *P. s. tomato* DC3000 or derivatives and *P. s. phaseolicola* 3121 were used for secretion or translocation assays, respectively. Routine culture conditions for bacteria are similar to those described (6). Antibiotics were used at the following concentrations: 100 μ g/ml ampicillin, 20 μ g/ml chloramphenicol, 10 μ g/ml gentamicin, 100 μ g/ml rifampicin, 10 μ g/ml kanamycin, and 20 μ g/ml tetracycline.

Secretion Assays. All of the secretion assays used *P. s. tomato* DC3000 strains carrying a pML123 derivative containing a PCR-cloned ORF (encoding a candidate Hrp-secreted protein) fused to nucleotide sequences that encoded either the hemagglutinin or FLAG epitopes along with their native ribosome binding sites (17). Details about the primers and the constructs are provided in Table 3, which is published as supporting information on the PNAS web site, www.pnas.org). Constructs carrying different epitope-tagged ORFs were electroporated into DC3000 and a DC3000 *hrpC* mutant and grown in Hrp-inducing conditions (18). Additionally, all of the DC3000 strains also carried pCPP2318, a construct that contains *blaM* lacking signal peptide sequences (19). DC3000 cultures were separated into cell-bound and supernatant fractions as described (6). Proteins were separated with SDS/PAGE by standard procedures (20), transferred to polyvinylidene difluoride membranes, and immunoblotted by using anti-FLAG (Sigma), anti-hemagglutinin (Roche Molecular Biochemicals), or anti- β -lactamase (5 Prime \rightarrow 3 Prime) as primary antibodies. Primary antibodies were recognized by goat anti-rabbit IgG-alkaline phosphatase conjugate (Sigma), which were visualized by chemiluminescence by using a Western-Light chemiluminescence detection system (Tropix, Bedford, MA) and X-Omat x-ray film.

Plant Materials and Translocation Assays. *Arabidopsis thaliana* accession Columbia (Col-0) and *rps2-201* (21) mutant plants were grown in a growth chamber with 12 h of light at 24°C (22°C at night) and 70% relative humidity. Details about the primers and constructs described here are listed in Table 3. The partial *avrRpt2* gene with the N-terminal 40 codons deleted was amplified by using standard PCR procedures and cloned into pMOD (Epicentre Technologies, Madison, WI). After confirmation by sequence analysis, it was cloned into the *KpnI* and *SalI* sites of the broad-host-plasmid pLK, resulting in p Δ avrRpt2. DNA fragments span-

ning 200 bp upstream of the Hrp boxes and the complete ORFs for *hopPtoK* and *hopPtoG* were cloned into p Δ avrRpt2 to produce *hopPtoK- Δ avrRpt2* and *hopPtoG- Δ avrRpt2*, respectively. Each construct was introduced in *P. s. phaseolicola* 3121 by electroporation. Bacterial strains in 10 mM MgCl₂ at a cell density of 10⁸ colony-forming units/ml were infiltrated into *A. thaliana* Col-0 and Col-0 *rps2-201* plants with a needleless syringe.

Bioinformatic Techniques. Routine DNA analysis of the draft nucleotide sequence of *P. s. tomato* DC3000 (<http://www.tigr.org/tdb/mdb/mdbinprogress.html>) used BLAST searches (<http://www.ncbi.nlm.nih.gov/BLAST/index.html>), the Artemis genome viewer and annotation tool (<http://www.sanger.ac.uk/Software/Artemis/>), and LASERGENE software (DNASStar, Madison, WI). The two core motifs, described for simplicity in standard Prosite syntax (22), of the algorithm used to identify ORFs that shared general features with Hrp-secreted proteins was written as follows: <M-[CGHKNPQRSTY]-[ILV]-{DEFWY}-{DEMILVFWY}-{DE}-{DE}-{DE}-{DE}-{DE}-{DE}; and <M-[CGHKNPQRSTY]-[CGHKNPQRSTY]-[ILV]-{DEMILVFWY}-{DE}-{DE}-{DE}-{DE}-{DE}-{DE}. Briefly, the < at the left of the Met indicates that the following pattern must appear at the N terminus of the peptide (i.e., an ORF needed to start with Met). Characters in square brackets are alternatives for a single position (i.e., [ILV] denotes a single Ile, Leu, or Val residue). Characters in curly brackets are excluded (i.e., {DE} denotes any single residue except Asp or Glu). Dashes are used to separate residues. Other requirements were as follows: First, for an ORF to be selected it needed a minimum overall length of 150 residues. Second, to select ORFs that encoded polar amino termini, ORFs were required to have a minimum combined number of Ser, Thr, and Gln residues of 7 within the first 50 residues. Finally, the candidate sequences were screened to eliminate those containing the following Prosite patterns: [MIVLFYW]-[MIVLFYW]-[MIVLFYW]; [MLIV]-[MLIV]; [FYW]-[FWY]; [AG]-[AG]; [KR]-[KR]; and [NQ]-[NQ]. This step simply eliminates sequences containing runs of residues from containing these particular residue classes. This genomewide search yielded genes that were manually screened for validity as ORFs by using the Artemis genome viewer.

Results

Demonstration that Several *P. s. tomato* DC3000 Proteins with Homology to Known Avr Proteins Are Secreted in Culture or Translocated into Plant Cells via the Hrp Secretion System. Our genomewide analysis of ORFs preceded by Hrp promoter sequences yielded eight ORFs with homology to proteins with avirulence activity in other *P. syringae* pathovars (Fig. 1). We tested four of these DC3000 proteins for their ability to be secreted by the native Hrp system and found all of them to be secreted (Fig. 2A). Because the secretability of these proteins was demonstrated (and the avirulence activity of these DC3000 homologs is unknown), the proteins were renamed as HopPtoC (AvrPpiC2 homolog), HopPtoD1 and HopPtoD2 (AvrPphD homologs), and HopPtoJ (AvrXv3 homolog). We also used the AvrRpt2 translocation assay to test whether the DC3000 ORF that is similar to AvrRps4 (23) was translocated into *Arabidopsis* plant cells (16, 24). *P. s. phaseolicola* carrying a broad-host-range plasmid expressing the AvrRps4 homolog fused to the Avr domain of AvrRpt2 (but lacking the secretion signals of AvrRpt2) elicited an RPS2-dependent hypersensitive response (HR) on *A. thaliana* Col-0 (Fig. 2D), indicating that the amino terminus of the AvrRps4 homolog supplied sufficient information to direct translocation of the fusion protein into plant cells. Consequently, the AvrRps4 homolog was renamed HopPtoK. *P. s. phaseolicola* expressing HopPtoK did not elicit an HR, indicating that although translocated into host cells, HopPtoK is probably not recognized by the RPS4 protein present in *A. thaliana* Col-0, in contrast to its *P. s. pisi* 151 homolog (23) (Fig. 2D).

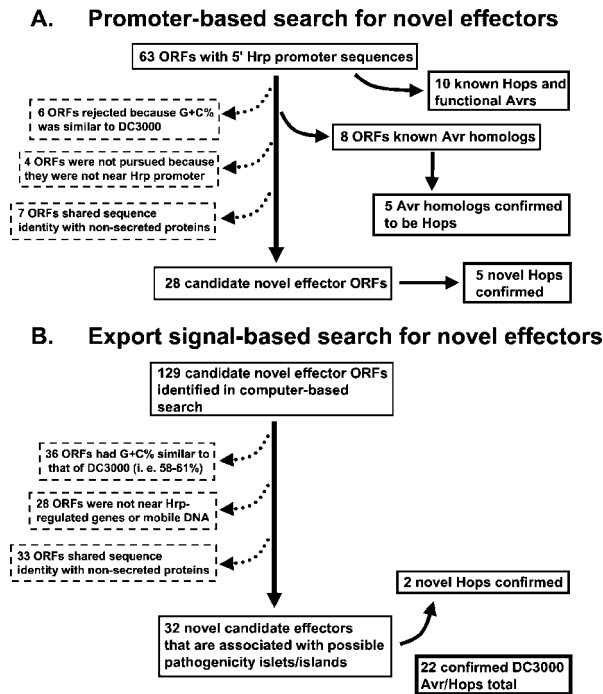


Fig. 1. Flowchart of the two independent searches for novel Hrp effectors. (A) ORFs with 5' Hrp promoters were analyzed for horizontal transfer indicators to yield a set enriched in candidate effectors for secretion testing. (B) Valid ORFs found by the genome-wide search for export signals were analyzed for indicators of horizontal acquisition and association with possible pathogenicity islands or islets to yield a set enriched in candidate effectors for secretion testing.

Identification of Additional Hops Encoded by Candidate Effector Genes with 5' Hrp Promoter Sequences. Our previous genome-wide identification of Hrp promoter sequences with hidden Markov model *E* values $<1e^{-3}$ had yielded many that were upstream of unknown ORFs (1). From this group we identified 28 candidate effector ORFs that were not homologs of known Avr proteins/Hops or of any proteins unlikely to be secreted and whose low G+C% content and association with mobile genetic elements suggested horizontal acquisition (Fig. 1). Several of the predicted proteins shared amino acid identity with proteins likely to be effectors. For example, ORF5 yields several ADP-ribosyltransferases in BLASTP searches (highest BLAST *E* value $1e^{-5}$), including a type III-secreted ADP-ribosyltransferase from *P. aeruginosa* (25), and ORF2 is homologous to an ORF adjacent to the *avrPpiC2* *avr* gene of *P. s. pisi* (26) (Table 1 and Table 4, which is published as supporting information on the PNAS web site). To test whether these proteins travel the Hrp pathway, we cloned the ORFs into a broad-host-range vector fused to either the hemagglutinin or FLAG epitope. DC3000 wild-type and Hrp mutant cultures carrying these constructs were separated into supernatant and cell fractions and analyzed with SDS/PAGE and immunoblots. Five of the eight proteins tested were secreted via the DC3000 Hrp system (Fig. 2B) and consequently were designated as HopPtoE, HopPtoG, HopPtoH, HopPtoI, and HopPtoS1, respectively. Although three ORFs were not detectably secreted in culture, they may still be effectors because AvrB similarly is not secreted in culture although translocated *in planta* (6, 27).

AvrRpt2 Translocation Assay Indicates That at Least One of the Additional Hops Is Translocated into Plant Cells. We chose HopPtoG to test for translocation into plant cells because it shared no similarities with any sequences in the databases and was shown to be secreted (Fig. 2B). *P. s. phaseolicola* carrying a plasmid expressing *hopPtoG-ΔavrRpt2* elicited an *RPS2*-dependent hypersensitive

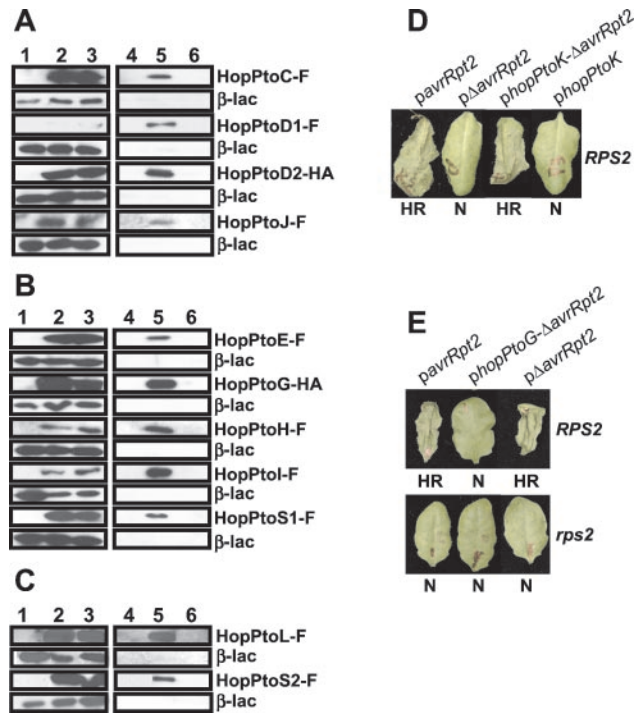


Fig. 2. Assays for Hrp system-dependent secretion in culture or translocation *in planta* of candidate effector proteins. *P. s. tomato* DC3000 and a Hrp secretion mutant derivative were used for tests of Avr homologs (A) or unknown candidate effectors (B and C). (A–C) DC3000 or a DC3000 *hrpC* mutant (18) carrying test ORFs (i.e., candidate effectors) fused to either the FLAG (F) or hemagglutinin (HA) epitopes were grown in Hrp-inducing media, and cultures were separated into cell (lanes 1–3) and supernatant (lanes 4 and 5) fractions and analyzed by SDS/PAGE and immunoblotting. Lanes 1 and 4, wild-type DC3000; lanes 2 and 5, wild-type DC3000 (pTestORF); lanes 3 and 6, DC3000 *hrpC* mutant (pTestORF). As an additional control against leakage, we included pCPP2318 in all strains, which encodes the mature form of β -lactamase (β -lac). The presence of an epitope-tagged protein in the supernatant fraction of the wild type (lane 5), but absence in the *hrpC* secretion mutant (lane 6), indicated that the test ORF encoded a secreted product. (D and E) AvrRpt2 translocation assays performed with a DC3000 AvrRps4 homolog (D) or HopPtoG (E). Test strains were infiltrated into *A. thaliana* Col-0 (*RPS2*) and Col-0 *rps2-201* (*rps2*) plants (for E only). Plant responses were scored 18 h after inoculation for hypersensitive response (HR) or no visible response (N).

response in *A. thaliana* Col-0 (Fig. 2E), indicating that targeting information in HopPtoG directed translocation of the AvrRpt2 fusion protein into plant cells. Thus, HopPtoG appears to be a Hrp-injected effector protein.

Identification of Predictive Patterns in the N-Terminal Regions of Proteins Secreted by the *P. syringae* Hrp System. To enable genome-wide identification of Hrp effector genes (regardless of the presence of 5' Hrp promoter sequences), we examined the N-terminal regions of our enlarged set of Hrp-secreted proteins for conserved patterns and properties. We constructed a training set of 28 nonredundant proteins thought to be secreted by the *P. syringae* Hrp system (as indicated by previous avirulence or secretion tests), and whenever possible we represented a protein family with a homolog from *P. s. tomato* DC3000 (Fig. 3A). Attempts to align or find motifs in the first 50 aa of these proteins using known programs failed. However, when these amino acids were examined on the basis of their biophysical properties and solvent-exposed substitutability, several patterns emerged, which are expressed as predictive rules in Fig. 3A. In general, the rules define a specific pattern of solvent-exposed, equivalent amino acids that occur in the first five positions, an absence of acidic residues in the first 12 positions, and an overall amphipathicity and richness in polar amino acids in the N-terminal

Table 1. ORFs with 5' Hrp promoter sequences and encoding proteins demonstrated to be secreted by the *P. syringae* Hrp system

Initial designation*	New designation	Size, bp	% G+C	Homolog (BLASTP <i>E</i> value)	GenBank accession no. and/or reference
ORF1	HopPtoI	1,899	48.9	None	NA
ORF2	HopPtoH	657	47.2	ORF3 from <i>P. s. pisi avrPpiC2</i> locus (1e-114)	CAC16702 (26)
ORF3	HopPtoE	636	50.7	None	NA
ORF4	HopPtoG	1,482	43.7	Hypothetical protein from <i>R. solanacearum</i> (1e-137)	NP_521884
ORF5 [†]	HopPtoS1	852	46.5	Chicken ADP-ribosyltransferase (1e-5)	P55807 (39)

NA, not available.

*Nucleotide sequences of all ORFs (including ORFs 6–8, which encode proteins that failed the secretion tests) are provided as supporting information on the PNAS web site.

[†]Determined to possess an ART domain (pfam1129), further confirming its similarity to ADP-ribosyltransferases.

50 or so residues. Notably, each of four representative proteins that are expressed by the Hrp regulon but are not secreted by the Hrp system (CorS, IaaL, HrcC, and HrpL) failed multiple rules (Fig. 3B). Thus, these export signal rules appeared sufficiently specific to support a genomewide search for additional candidate effector genes, which could then be submitted to Hrp secretion tests.

Global Analysis of the *P. s. tomato* DC3000 Genome for ORFs Predicted to Be Secreted by the Hrp System. An algorithm based on the export signal rules permitted a computer-based search for candidate Hrp-secreted proteins. The DC3000 genome was searched in all six reading frames for ORFs (at least 150 aa in length) with N termini (starting with Met) that satisfied the export rules. The large number of contigs and ambiguous nucleotides in the DC3000 draft sequence precluded an exhaustive search. The search process was based entirely on the direct translation of the contiguous sequences of unambiguous nucleotide codes, and no attempt was made to restrict the search to ORFs as defined by various gene-finding packages. This genomewide search yielded 400 hits that were manually screened for redundancy with known effectors and for validity as ORFs by using the Artemis genome viewer, based on the presence of BLASTP hits (28), Glimmer 2.0 ORF calls (29), ribosome binding sites, and transcription termination sequences (30). The resulting 129 apparently valid, additional ORFs were then analyzed for features characteristic of known effectors in pathogenicity islands (or islets), such as atypical G+C% content and presence in the same region of known virulence factors, Hrp promoters, or mobile genetic elements. A flow chart shown in Fig. 1B summarizes how we reduced the pool of 129 ORFs to 32 effector candidates that shared several characteristics of Hrp-secreted proteins. The nucleotide sequence of all 32 ORFs is published as supporting information on the PNAS web site, and an abbreviated list of the six most interesting ORFs based on BLASTP hits to other virulence genes is provided along with other relevant features in Table 2. Interestingly, our search found a putative effector, SrfC, that is predicted to travel the type III pathway encoded by SPI2 of *S. enterica* (4). A further indicator of the efficacy of the search was the finding of three additional ADP-ribosyltransferases, ORF 30, 31, and 32, all with significant amino acid sequence identity to HopPtoS1 (Table 2).

Confirmation That Two ORFs Identified in the Export Signal-Based Search Encode Hrp-Secreted Proteins. To determine whether our genomewide search had identified any novel Hrp-secreted proteins we performed secretion assays on two ORFs, 29 and 30, which seemed to be particularly promising candidates. As noted above, the products encoded by ORFs 29 and 30 share similarity with a putative type III effector from *S. enterica*, SrfC, and ADP-ribosyltransferases, respectively. Both ORFs were PCR-cloned into a broad-host-range vector fused to the FLAG epitope, and each construct was introduced into DC3000 wild-type and Hrp mutant strains. The epitope-tagged ORF29 and ORF30 proteins were secreted by DC3000 in a Hrp-dependent manner without leakage

of a cytoplasmic marker protein (Fig. 2C), and consequently they were designated as HopPtoL and HopPtoS2, respectively.

Discussion

We have used two general approaches to mine the DC3000 genome for genes encoding novel Hops. In the first, we identified ORFs that were downstream of Hrp promoters and also appeared to be horizontally acquired. Experimental testing of a subset of these yielded five Hops. In the second approach we used our enlarged set of Hrp-secreted *P. syringae* proteins to identify common characteristics in the first 50 aa of these proteins. These characteristics have permitted genomewide identification of novel proteins predicted to travel the Hrp pathway in *P. s. tomato* DC3000. Two of these ORFs were then tested and both were found to be Hrp-secreted. We also demonstrated that several DC3000 proteins with homology to Avr proteins in other *P. syringae* strains are, in fact, secreted in a Hrp-dependent manner, and these were consequently designated as Hops. The iterative process of sequence pattern-based prediction and experimental testing we pursued has yielded 22 confirmed Hrp-secreted proteins and an orderly process for eventual completion of the inventory of effector proteins.

The export signal rules also permitted us to predict which of the two ORFs in the AvrPphF locus is the effector. This locus was previously described in *P. s. phaseolicola* (31) and is also present in DC3000. We found that AvrPphF locus ORF1 violates all of the rules, but AvrPphF locus ORF2 none (Fig. 3C). Furthermore, ORF1 shares many of the general characteristics of type III chaperones (3). We were unable to detect secretion of the ORF1 product in secretion assays, and only ORF2 was shown to be translocated into plant cells on the basis of its delivery of an AvrRpt2 reporter (L.S., M. Guo, J.R.A., and X.T., unpublished data). Another demonstration of the selectivity of the export signal rules is that only the chicken ADP-ribosyltransferase NRT2_{CHK} shows major violations of the rules even though this protein is more similar to HopPtoS1 and S2 than either of the type III-secreted ADP-ribosyltransferases from *P. aeruginosa*, ExoS and ExoT (Fig. 3C).

The observation that there is no overall difference in the N-terminal residue patterns of effectors that are chaperone-associated or chaperone-independent suggests that entry into the pathway is the same for nascent and preformed effectors. Also, we observed no significant difference in the N-terminal residue patterns between effectors and accessory secretion factors such as the HrpA pilus subunit and the harpin-like proteins. Perhaps the simplest method for sorting proteins to be secreted from those to be injected is by timing, with those proteins entering the pathway before the Hrp pilus has connected with host cells being preferentially released to the milieu.

There is presently little knowledge of how effector proteins (particularly those lacking chaperones) are targeted for entry into type III secretion pathways and what component(s) of the secretion machinery serve as gatekeepers. Recently, Lloyd *et al.* (32) have elegantly demonstrated the importance of amphipathicity in the

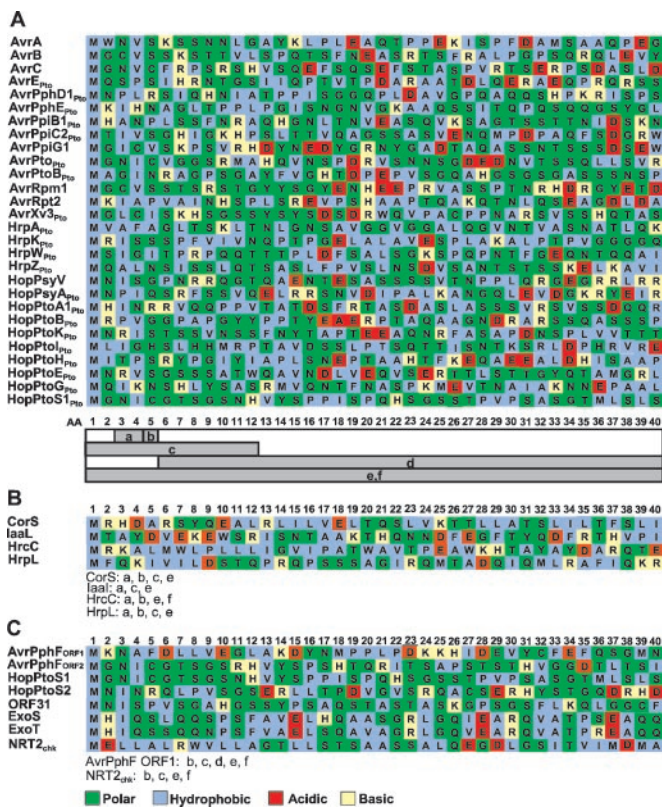


Fig. 3. Sequence of the first 40 aa of *P. syringae* Hrp-secreted proteins and other relevant proteins and patterns that are predictive of export signals in secreted proteins. (A) The first 40 aa of a nonredundant set of Hrp-secreted proteins and Avr proteins from *P. syringae* pathovars are color-coded by functional class. Below the aligned amino acids are bars indicating which positions are pertinent to the various export-associated patterns, expressed as six predictive rules: (a) Ile, Leu, Val, Ala, or Pro are found in positions 3 or 4, but not in both, and often preceded by a Pro, polar, or basic amino acid; (b) position 5 is rarely occupied by a Met, Ile, Leu, Phe, Tyr, or Trp; (c) Asp or Glu do not occur within the first 12 positions; (d) Cys rarely occurs after position 5; (e) the first 50 aa are amphipathic and rich in polar residues, especially Ser and Gln (only 40 residues shown); and (f) no more than three consecutive residues consisting of either Met, Ile, Leu, Val, Phe, Tyr, or Trp occur in the first 50 residues. The sequences of proteins from *P. s. tomat* DC3000 are indicated with a Pto subscript. (B) Representative *P. s. tomat* DC3000 proteins associated with the Hrp regulon but not secreted by the Hrp system: CorS (coronatine biosynthesis regulator), IaaL (*N*-(indole-3-acetyl)-L-lysine synthetase); HrcC, (outer membrane Hrp translocator); and HrpL (alternative sigma factor). (C) Application of the export-signal rules to two ORFs in the AvrPphF locus and six ADP-ribosyl transferases produced by *P. s. tomat* DC3000 (HopPtoS1, HopPtoS2, and ORF31), *P. aeruginosa* (ExoS and ExoT), and chicken (NRT2_{chik}). Proteins violating the export signal rules are listed below B and C (with the violations). The GenBank accession numbers are M15194 (AvrA), M21965 (AvrB), M22219 (AvrC), Z21715 (AvrRpt2), NC.002759 (AvrRpm1), L20425 (AvrPto), AJ277495 (AvrPpiG1), AF232005 (HopPsyV), AF232004 (AvrE, HopPtoB (EEL ORF1), HopPtoA1 (CEL ORF5), HrpA, HrpK, HrpW, HrpZ), AAF67151 (AvrPphF ORF1), AAF67152 (AvrPphF ORF2), AAC34756 (HrcC), NP.252530 (ExoS), NP.248734 (ExoT), and P55807 (NRT2_{chik}). The full sequences for all other *P. syringae* proteins are published as supporting information on the PNAS web site.

first 8 aa in type III secretion signals. Our study suggests that positional effects in the first few amino acids of the export signal are also important. The patterns we observed suggest that solvent-exposed amino acids in the N terminus function as a “key” that is engaged by a receptor “lock” in the Hrp machinery. The key-way in the lock is likely to have a net negative charge (as suggested by the lack of acidic amino acids in the first 12 residues of Hops) and appears to recognize a specific pattern in the first five residues. This pattern occurs in almost all Hops. The subsequent 6–50 or more residues of Hops have the general property of amphipathicity

(which seems to be the universal characteristic of type III effector proteins) without any positional specificity. Unlike the *Salmonella*-translocated effectors secreted by SPI2 (33), many of the *P. syringae* Hops do not appear to be homologs. Thus, the pattern in the first five residues likely represents convergent evolution to fit a Hrp system receptor.

To determine whether the algorithm that we used to search for export-associated patterns would be useful in identifying type III-secreted proteins in other pathogens that use type III secretion systems we searched the genomes of *P. aeruginosa* PAO1 (<http://www.Pseudomonas.com/>) and *R. solanacearum* GMI1000 (<http://sequence.toulouse.inra.fr/R.solanacearum.html>). Whereas the algorithm yielded 129 ORFs in DC3000, it identified 54 and 73 ORFs in *P. aeruginosa* and *R. solanacearum*, respectively. Several, but not all known, type III effector genes were identified in these organisms. For example, the type III effectors ExoS and ExoT both were identified in *P. aeruginosa* as well as several proteins secreted by the flagellar type III system. In *R. solanacearum*, the algorithm identified the *P. syringae* Avr homologs AvrPphD, AvrA, and AvrPpiC2, the *Ralstonia* PopA harpin-like protein, a hypothetical protein that is similar to PopC, and interestingly, HrpV, a protein encoded within the *hrp/hrc* cluster, whose function is unknown. We also searched the genomes of two nonpathogens, *E. coli* K12 MJ1655 (<http://www.genome.wisc.edu/k12.htm>) and *Bacillus subtilis* 168 (<http://genolist.pasteur.fr/Subtilist/>) and identified 54 and 40 ORFs, respectively. These latter bacteria do not have type III secretion systems other than the flagellar system, and it seems unlikely that all of these ORFs represent secreted proteins. Thus, genomewide searches with the current algorithm yield a collection of ORFs that is only enriched in type III-secreted proteins. However, as we have demonstrated, winnowing of this collection using other characteristics associated with effector genes, such as signatures of horizontal acquisition, can efficiently yield a subset (independent of 5' Hrp promoter sequences) that can be systematically tested for secretion. This process yields DC3000 effector genes unlikely to be found by other means, as we have demonstrated.

HopPtoS1 and HopPtoS2 share sequence similarity with ADP-ribosyltransferases, proteins that have long been implicated in bacterial pathogenesis in animals through the modification of host signal transduction pathways (34), but until now have not been implicated in the bacterial pathogenesis of plants. The DC3000 genomic studies described in an earlier paper clearly show that several of the effectors in DC3000 are redundant (1). By using the pattern-based export prediction described here we have identified three ADP-ribosyltransferase genes (in addition to *hopPtoS1*) in the genome of DC3000 that have N-termini putative export signals. One of these, ORF32, may not be a functional gene because the ORF is truncated. The other two, HopPtoS2 and ORF31, are full-length genes based on sequence alignments (data not shown). HopPtoS2 is secreted by the Hrp system (Fig. 2C) and ORF31 shares high amino acid sequence identity with the Hrp-secreted HopPtoS1. Interestingly, HopPtoS1 contains putative myristoylation and palmitoylation sites at its N terminus (as does AvrPphF ORF2; Fig. 3C), whereas the other two do not, indicating that HopPtoS1 may be localized to the plasma membrane. Thus, there appear to be at least three Hrp-secreted ADP-ribosyltransferases and these may localize to different regions of the plant cell. The existence of these proteins in *P. syringae* is particularly noteworthy given that ADP-ribosyltransferase genes have not been identified in the bacterial plant pathogen genomes that have been published thus far (35–38). Significantly, our genomewide search for export signals yielded a homolog of the *S. enterica* candidate effector SrfC, further adding to the growing list of effectors shared between plant and animal pathogens. It is also noteworthy that one of the 32 ORFs found by the genomewide search (ORF48) is a homolog of a bacterial catalase (BLASTP 1e-126), and another (ORF49) is a glucokinase homolog (BLASTP 3e-42). These putative effectors

Table 2. Selected ORFs encoding candidate effector proteins that were identified by the genomewide search based on export-signal patterns

Designation*	New designation [†]	Size, bp	% G+C	Hrp promoters within 10 kb [‡]	Mobile DNA within 10 kb [§]	Homolog (BLASTP E value)	GenBank accession no. and reference
ORF29	HopPtoL	2700	61.0	n	n	SPI-2 regulated SrfC (1e-21)	AAF74575 (4)
ORF30 [¶]	HopPtoS2	795	46.5	y	n	Clostridium exoenzyme C3 ADP-ribosyltransferase (1e-5); 20.5% identical to HopPtoS1	NP_346979 (40)
ORF31 [¶]	NA	897	49.8	y	y	Chicken ADP-ribosyltransferase (5e-3); also 71.7% identical to HopPtoS1	P55807 (39)
ORF32 [¶]	NA	507	54.2	y	y	Chicken ADP-ribosyltransferase (5e-3); also 51.3% identical to HopPtoS1	P55807 (39)
ORF33	NA	2823	55.2	n	y	SepC insecticidal toxin (1e-128)	NP.065279 (41)
ORF34	NA	534	63.5	y	n	Lytic enzyme (3e-36)	BAA83137 (42)

NA, not available; n, no; y, yes.

*The nucleotide sequences for these ORFs as well as the other ORFs identified in the export-signal-based search are available as supporting information on the PNAS web site.

[†]If protein was determined to be Hrp-secreted by either secretion or translocation assays the protein was given a Hop name.

[‡]Indicates that the ORF is within 10 kb of a HrpL-responsive Hrp promoter identified in Fouts et al. (1).

[§]Indicates that a transposon, plasmid, or a phage-related sequence is within 10 kb.

[¶]ORF was determined to possess an ART domain (pfam1129), further confirming its similarity to ADP-ribosyltransferases.

^{||}Sequence comparisons were carried out with EMBOSS software (<http://bioweb.pasteur.fr/seqanal/interfaces/needle.html>).

could have a role in oxidative stress and regulation of sugar metabolism, respectively.

We have increased the inventory of DC3000 Hrp-secreted proteins to 22 with our characterization of HopPtoC, HopPtoD1, HopPtoD2, HopPtoE, HopPtoG, HopPtoH, HopPtoI, HopPtoJ, HopPtoK, HopPtoL, HopPtoS1, and HopPtoS2. This enlarged collection of candidate effectors should help us better understand how these proteins promote plant pathogenesis, and further investigation of their export signal patterns should aid our understanding of type III secretion mechanisms and the targeting of proteins to the pathway.

We thank K. Berry, N. Fedorova, T. Feldblynn, M. Gwinn, D. Haft, H. Khouri, W. Nelson, J. Peterson, D. Russell, B. Tran, L. Umayam, T. Utterback, and S. Van Aken of The Institute for Genomic Research for their efforts to sequence, clone, and analyze the *P. s. tomato* DC3000 genome. This work was supported by National Science Foundation Plant Genome Research Program Cooperative Agreement DBI-0077622, National Science Foundation Grant MCB-9982646 (to A.C.), and the National Research Initiative Competitive Grants Program of the U.S. Department of Agriculture Grant 01-35319-10019 (to J.R.A.). Part of this work was conducted by using the resources of the Cornell Theory Center, which receives funding from Cornell University, New York State, federal agencies, and corporate sponsors.

- Fouts, D. E., Abramovitch, R. B., Alfano, J. R., Baldo, A. M., Buell, C. R., Cartinhour, S., Chatterjee, A. K., D'Ascenzo, M., Gwinn, M., Lazarowitz, S. G., et al. (2002) *Proc. Natl. Acad. Sci. USA* **99**, 2275–2280.
- Galán, J. E. & Collmer, A. (1999) *Science* **284**, 1322–1328.
- Cornelis, G. & van Gijsegem, F. (2000) *Annu. Rev. Microbiol.* **54**, 734–774.
- Worley, M. J., Ching, K. H. L. & Heffron, F. (2000) *Mol. Microbiol.* **36**, 749–761.
- Knoop, V., Staskawicz, B. & Bonas, U. (1991) *J. Bacteriol.* **173**, 7142–7150.
- van Dijk, K., Fouts, D. E., Rehm, A. H., Hill, A. R., Collmer, A. & Alfano, J. R. (1999) *J. Bacteriol.* **181**, 4790–4797.
- Ochman, H., Lawrence, J. G. & Groisman, E. A. (2000) *Nature (London)* **405**, 299–304.
- Ochman, H. & Moran, N. A. (2001) *Science* **292**, 1096–1098.
- Kim, J. F., Charkowski, A. O., Alfano, J. R., Collmer, A. C. & Beer, S. V. (1998) *Mol. Plant-Microbe Interact.* **11**, 1247–1252.
- Alfano, J. R., Charkowski, A. O., Deng, W., Badel, J. L., Petnicki-Ocwieja, T., van Dijk, K. & Collmer, A. (2000) *Proc. Natl. Acad. Sci. USA* **97**, 4856–4861.
- Jackson, R. W., Athanassopoulos, E., Tsiamis, G., Mansfield, J. W., Sesma, A., Arnold, D. L., Gibbon, M. J., Murillo, J., Taylor, J. D. & Vivian, A. (1999) *Proc. Natl. Acad. Sci. USA* **96**, 10875–10880.
- Sory, M.-P., Boland, A., Lambermont, I. & Cornelis, G. R. (1995) *Proc. Natl. Acad. Sci. USA* **92**, 11998–12002.
- Anderson, D. M. & Schneewind, O. (1997) *Science* **278**, 1140–1143.
- Lloyd, S. A., Norman, M., Rosqvist, R. & Wolf-Watz, H. (2001) *Mol. Microbiol.* **39**, 520–531.
- Anderson, D. M., Fouts, D. E., Collmer, A. & Schneewind, O. (1999) *Proc. Natl. Acad. Sci. USA* **96**, 12839–12843.
- Mudgett, M. B., Chesnikova, O., Dahlbeck, D., Clark, E. T., Rossier, O., Bonas, U. & Staskawicz, B. J. (2000) *Proc. Natl. Acad. Sci. USA* **97**, 13324–13329.
- Labes, M., Puhler, A. & Simon, R. (1990) *Gene* **89**, 37–46.
- Yuan, J. & He, S. Y. (1996) *J. Bacteriol.* **178**, 6399–6402.
- Charkowski, A. O., Huang, H.-C. & Collmer, A. (1997) *J. Bacteriol.* **179**, 3866–3874.
- Sambrook, J., Fritsch, E. F. & Maniatis, T. (1989) *Molecular Cloning: A Laboratory Manual* (Cold Spring Harbor Lab. Press, Plainview, NY), 2nd Ed.
- Kunkel, B. N., Bent, A. F., Dahlbeck, D., Innes, R. W. & Staskawicz, B. (1993) *Plant Cell* **5**, 865–875.
- Hofmann, K., Bucher, P., Falquet, L. & Bairoch, A. (1999) *Nucleic Acids Res.* **27**, 215–219.
- Hinsch, M. & Staskawicz, B. (1996) *Mol. Plant-Microbe Interact.* **9**, 55–61.
- Guttman, D. S. & Greenberg, J. T. (2001) *Mol. Plant-Microbe Interact.* **14**, 145–155.
- Yahr, T. L., Goranson, J. & Frank, D. W. (1996) *Mol. Microbiol.* **22**, 991–1003.
- Arnold, D. L., Jackson, R. W., Fillingham, A. J., Goss, S. C., Taylor, J. D., Mansfield, J. W. & Vivian, A. (2001) *Microbiology* **147**, 1171–1182.
- Gopalan, S., Bauer, D. W., Alfano, J. R., Loniello, A. O., He, S. Y. & Collmer, A. (1996) *Plant Cell* **8**, 1095–1105.
- Altschul, S. F., Madden, T. L., Schäffer, A. A., Zhang, J., Zhang, Z., Miller, W. & Lipman, D. J. (1997) *Nucleic Acids Res.* **25**, 3389–3402.
- Delcher, A. L., Harmon, D., Kasif, S., White, O. & Saltzberg, S. L. (1999) *Nucleic Acids Res.* **27**, 4636–4641.
- Ermolaeva, M. D., Khalak, H. G., White, O., Smith, H. O. & Saltzberg, S. L. (2000) *J. Mol. Biol.* **301**, 27–33.
- Tsiamis, G., Mansfield, J. W., Hockenhull, R., Jackson, R. W., Sesma, A., Athanassopoulos, E., Bennett, M. A., Stevens, C., Vivian, A., Taylor, J. D. & Murillo, J. (2000) *EMBO* **19**, 3204–3214.
- Lloyd, S. A., Sjöstrom, M., Andersson, S. & Wolf-Watz, H. (2002) *Mol. Microbiol.* **43**, 51–59.
- Miao, E. A. & Miller, S. I. (2000) *Proc. Natl. Acad. Sci. USA* **97**, 7539–7544.
- Finlay, B. B. & Falkow, S. (1997) *Microbiol. Mol. Biol. Rev.* **61**, 136–169.
- Simpson, A. J. G., Reinach, F. C., Arruda, P., Abreu, F. A., Acencio, M., Alvarenga, R., Alves, L. M. C., Araya, J. E., Baia, G. S., Baptista, C. S., et al. (2000) *Nature (London)* **406**, 151–159.
- Wood, D. W., Setubal, J. C., Kaul, R., Monks, D. E., Kitajima, J. P., Okura, V. K., Zhou, Y., Chen, L., Wood, G. E., Almeida, N. F., et al. (2001) *Science* **294**, 2317–2323.
- Goodner, B., Hinkle, G., Gattung, S., Miller, N., Blanchard, M., Qurollo, B., Goldman, B. S., Cao, Y., Askenazi, M., Halling, C., et al. (2001) *Science* **294**, 2323–2328.
- Salanoubat, M., Genin, S., Artiguenave, F., Gouzy, J., Mangenot, S., Arlat, M., Billault, A., Brottier, P., Camus, J. C., Cattolico, L., et al. (2002) *Nature (London)* **415**, 497–502.
- Tsuchiya, M., Hara, N., Yamada, K., Osago, H. & Shimoyama, M. (1994) *J. Biol. Chem.* **269**, 27451–27457.
- Nolling, J., Breton, G., Omelchenko, M. V., Markarova, K. S., Zeng, Q., Gibson, R., Lee, H. M., Dubois, J., Qiu, D., Hitti, J., et al. (2001) *J. Bacteriol.* **183**, 4823–4838.
- Hurst, M. R., Glare, T. R., Jackson, T. A. & Ronson, C. W. (2000) *J. Bacteriol.* **182**, 5127–5138.
- Nakayama, K., Takashima, K., Ishihara, H., Shinomiya, T., Kageyama, M., Kaynaya, S., Ohnishi, M., Murata, T., Mori, H. & Hayashi, T. (2000) *Mol. Microbiol.* **38**, 213–231.

Table 3. Primer and construct information for ORFs used in type III protein secretion assays

Gene or ORF cloned	Sequences of primer pairs	Enzyme sites or other relevant features	Plasmid
<i>hopPtoC</i>	F: 5'-AGTCGGATCCGAATAGGGCGCTGAAAATATGACAATCGTGTC R: 5'-AGTCCTCGAGTCACCTTGTCATCGTCGTCCTTGTAAGTCTGTATTTTTGAAGCGAA	F: <i>Bam</i> HI R: <i>Xho</i> I, FLAG codons	pLN50
<i>hopPtoD1</i>	F: 5'-CCACACATTGGATCCGATTACTTCATCCGGGACAGCTGATAGCGC R: 5'-ATTCTCGAGTCATTATCATCATCATCTTTATAATCGGGTGC GGCTGCCGCGAC	F: <i>Bam</i> HI R: <i>Xho</i> I, FLAG codons	pLN167
<i>hopPtoD2</i>	F: 5'-ATGCAAGCTTATCCAATGCCTTTTCGTCA R: 5'-ATGCCTCGAGTCAAGCGTAATCTGGAACATCGTATGGGTATTCTAACGCTATTTTTG C	F: <i>Hind</i> III R: <i>Xho</i> I, HA codons	pLN130
<i>hopPtoJ</i>	F: 5'-AGTAAAGCTTGAGCTGCACGCATGCGAG R: 5'-AGTATCTAGATCACTTGTCATCGTCGTCCTTGTAAGTCTTGTGCGACCAGATGTTT	F: <i>Hind</i> III R: <i>Xba</i> I, FLAG codons	pLN164
<i>hopPtoE</i>	F: 5'-AGTAGGATCCATAGAAAAATACCATAGGGGTGCA R: 5'-AGTATCTAGATCACTTGTCATCGTCGTCCTTGTAAGTCTGTCAATCACATGCGCTTG	F: <i>Bam</i> HI R: <i>Xba</i> I, FLAG codons	pLN162
<i>hopPtoG</i>	F: 5'-ATGCGGATCCCGTATGACCTTGAAAAAT R: 5'- ATGCTCTAGATCAAGCGTAATCTGGAACATCGTATGGGTAGCCGTTGAAAACTGCTT	F: <i>Bam</i> HI R: <i>Xba</i> I, HA codons	pLN131
<i>hopPtoH</i>	F: 5'-AGTCGGATCCGATAATCCTGGATGATCCATTG R: 5'-AGTCCTCGAGTCACCTTGTCATCGTCGTCCTTGTAAGTCTTGTATGTGCCCTGTACTT	F: <i>Bam</i> HI R: <i>Xho</i> I, FLAG codons	pLN150
<i>hopPtoI</i>	F: 5'-AGTAAAGCTTACGGGCAGGTATTGCAAG R: 5'-AGTATCTAGATCACTTGTCATCGTCGTCCTTGTAAGTCTTTTTTGGGCAGCCAGCG	F: <i>Bam</i> HI R: <i>Xba</i> I, FLAG codons	pLN165
<i>hopPtoL</i>	F: 5'-AGTAGGATCCTGCCTCCAATATTGGCT R: 5'-AGTATCTAGATCACTTGTCATCGTCGTCCTTGTAAGTCTCTCGCTTTGAACGCCTG	F: <i>Bam</i> HI R: <i>Xba</i> I, FLAG codons	pLN224
<i>hopPtoS1</i>	F: 5'-ATAGGATCCCGAGAACGGCGCGGACGTG R: 5'-ATATCTAGATCATTATCATCATCATCTTTATAATCCTCGTCAGAGCTCTCTGC	F: <i>Bam</i> HI R: <i>Xba</i> I, FLAG codons	pLN142
<i>hopPtoS2</i>	F: 5'-GATGGATCCACGCACATAACAACGGTG R: 5'-ATATCTAGATCATTATCATCATCATCTTTATAATCAATCTGACTTAATAC	F: <i>Bam</i> HI R: <i>Xba</i> I, FLAG codons	pLN223

Gene or ORF cloned	Sequences of primer pairs	Enzyme sites or other relevant features	Plasmid
<i>avrRpt2</i>	F: 5-ATTGGTACCTCTAGAGGATCCAACCTTCAATCTGAA R: 5'-ATGTCGACTTAGCGGTAGAGCATTGCG	F: <i>KpnI</i> , <i>XbaI</i> , <i>BamHI</i> R: <i>SalI</i>	pN Δ <i>avrRpt2</i>
<i>hopPtoK-avrRpt2</i>	F: 5'-GCGAATTCATCGGTTTAATCACGCAAGGC R: 5'-AAGGATCCGCAGAGCGTGTGCGGACC	F: <i>EcoRI</i> R: <i>BamHI</i>	<i>phopPtoK</i> N Δ <i>avrRp</i> <i>t2</i>
<i>hopPtoK</i>	F: 5'-GCGAATTCATCGGTTTAATCACGCAAGGC R: 5'-TTGGTACCTCAGCAGTAGAGCGTGT	F: <i>EcoRI</i> R: <i>KpnI</i>	<i>phopPtoK</i>
<i>hopPtoG-avrRpt2</i>	F: 5'-GCGAATTCGTTAGTTGATTTTGTCTAGCG R: 5'-GAGGATCCGCCGTTGTAAAAGTCTTAGA	F: <i>EcoRI</i> R: <i>BamHI</i>	<i>phopPtoG</i> N Δ <i>avrRp</i> <i>t2</i>

F, Forward; R, reverse.

Table 4. ORFs with 5' Hrp promoter sequences representing candidate Hrp-secreted proteins

Designation	Size, bp	%G+C	N-terminal Hop features*	Type III chaperone features†	Homolog (BLASTP E value)	GenBank accession no.
ORF6‡	393	49.9	+	+	NA	NA
ORF7	387	55.6	-	-	MutT mutator <i>Mesorhizobium loti</i> (3e-7)	NP_104556
ORF8	1014	58.5	-	-	<i>Mesorhizobium loti</i> putative esterase/lipase (1e-12)	NP_105776
ORF9	483	44.1	-	-	ORF4 from <i>P. s. eriobotryae</i> (3e-50)	BAA87063
ORF10	1467	63.1	+	-	DnaJ protein (2e-11)	BAB17689
ORF11	864	58.5	+	-	HrpA -like protein (5e-7)	AAB00126.1
ORF12	1668	56.6	+	-	Pectate lyase (1e-54)	NP_389746
ORF13§	429	54.8	-	+	NA	NA
ORF14¶	474	59.1	-	+	NA	NA
ORF15	534	56.0	-	-	NA	NA
ORF16	1137	51.8	+	-	NA	NA
ORF17**	1173	51.3	-	-	NA	NA
ORF18	474	44.7	-	-	Putative <i>Yersinia pestis</i> exported protein (1e-6)	NP_406993

ORF19	1344	51.1	+	-	Hypothetical protein from <i>R. solanacearum</i> (2e-92)	NP_518366
ORF20	366	61.5	+	-	NA	NA
ORF21	1242	55.7	-	-	Putative transglycolase from <i>P. aeruginosa</i> and <i>R. solanacearum</i> (1e-106)	NP_252681 N* P_522801
ORF22	960	48.0	-	-	Putative sorbitol dehydrogenase (2e-18)	NP_389115
ORF23	675	47.8	+	-	Riboflavin-specific deaminase RibD (8e-38)	NP_213307
ORF24	588	45.8	-	-	Putative phosphatase from <i>Clostridium</i> (5e-32)	NP_347269
ORF25 ^{††}	474	57.6	-	+	NA	NA
ORF26	357	54.1	+	-	NA	NA
ORF27	1299	56.0	-	-	Carboxypeptidase from <i>Bacillus</i> (4e-29) and hydrolase from <i>Ralstonia</i> (5e-22)	NP_241218 NP_521834
ORF28	459	53.0	+	-	NA	NA

NA, not available.

* ORFs were assessed for whether their encoded products had N termini that suggested that they were Hrp-secreted.

† ORFs were assessed to determine whether they shared the general characteristics of type III chaperones.

‡ This ORF is directly upstream of ORF17 and may encode a type III chaperone for the ORF17 product.

§ This ORF is upstream of the *hopPtoS1* gene and is likely to encode a chaperone for HopPtoS1.

¶ Shares weak similarity with CEL ORF8, a candidate chaperone for the product of CEL ORF7, and is likely to encode a type III chaperone for the product of ORF15.

|| The product of ORF15 does not share all of the N-terminal features associated with known Hops, however, it is 34% identical with the product of ORF26, which does.

**The ORF17 product does not have several of the N-terminal features associated with known Hops, however, it is preceded by a good candidate chaperone gene, ORF6, and may encode a Hop.

††The ORF25 product is a putative chaperone for the product of ORF26.

Nucleotide sequences of *P. s. tomato* DC3000 ORFs addressed in this paper

>*avrPphD*_{DC}

atgaatcctctacgatctattcaacacacattgcaactcccccaatcagtgccggcagccattagacgcgggtggccctcaggccca
gcaatcccatcctaaaaggatttcaccttcaattgagccaaagcgctcaccaggctctagaacgccttcagctaatgccgaacacca
acgccttgcatcactggtacgcaacgctctgaggatggcacattcaattcaatccagtaaccacacgcaagtaacctataaagcgtc
aatctgtctgccagctgacaccgataccgtgagaaccgaccacttgattaataacgagctgacggctcaggccccgattaatgatcaatc
ggagtacgacatcgtcagcgacattgcatggctcttgaaagccatctctcagctaccagccccccgcccgcacatggtcagc
atcttctgtctgagtgaaaggaccatctaggatgagtcgcttctctcacaagatgagtagacagcagtagcctggaaactccgttac
tgagctcgcagaccattctctccgccatcacagccaaagcccggtgcatacgggctcggcagggactctggtagcctgtttccg
ataaccggtagtgaggccctgctatcgttgagcaggccgaccaggcattccaccacaggccgagcattgcccgggtccagct
ggaaatgcccgcagctgggatattgagaaagcacttgaggaattcaaggcgccttcacgggtggaaggcgcaactgatgctcgg
gccaaactcgtcggagcgtgtagatgaggatgtcaacgcagacatccatccccttattgctcaaggccatcgagcggggggctcgg
catttggtccaaacgcatcaatcgccagaatagcgcgaaagcgtttctcgcctcatgtgctccaagatcagctcaatgacgatgctc
ctccgagttcatcaaccagaaactcaaggggagcagcactcaggttcgctggcgccacaggaattggtgatgagccaccaag
aaggaattccagctcggcggctgacccggcagcagcagcagcagcagcagcagcagcagcagcagcagcagcagcagcagcagc
gaaaaatgccatcttcgcaaaaattctcaccgagccaatagccctgcaattggctggaatcagctcctcttattgattcagctc
catggacaccatgtgctgacttgccatcatcaagggcatgaagggtgaggatgggtccatgagcagctacttcccaaggcgtgaagg
ccggtgctattctcgtggtgctcattcccccaataatgttttgagatgacaggttcaaatccagagctcggcgatcttgcggcaaacactcag
gacaactgaagcggccatcttggcggcctccggattccaccggaggtcaaggaaagtgaagagctgatcgtgctggttattcc
agagcatgaaggacggcgtgatgctcattcaggcggaggggtggacacaaaaaacgattgagcggatgacgcgccatgcgct
ggatatcgctccggggcaagcaccgctgtcaagtccatgggctggcagcattgctgggatgattccactgattgccagcaacaagg
caaccgggctgctgccaacaggtagctgctatttccggagcgcgcttcaatccaatcgaagccatcgctgaacgcggttggcgt
tggcgggctgtcaacgttcccgggctatttgattccgacaatgccaagcagcagcagcagcagcagcagcagcagcagcagcagc
agcagatggaagctggagaccgtgacatttccgagaggagctacataaatgctggctccccggagcaggttctgcgccaatgtggg
atctcgattgtcaacggatgaatgccagcttggaggcaattcccgccctggttcggaagctggatggtgaggtccattggccgaa
cgtattccgatcaagaccctggctgtgcccgacacgtcgcggcagccccgaccctga

>*avrPphE*_{DC}

atgaaaatacataacgctggcctaaccacaccttgcggggcatttcaatgaaacgctggaaaggcggcgcaatcatcaataactca
accgagaccagcaaggctctatggttgccaccagaaagctctgagactcgcctgatagggcgcgctgcaactatccatattcat
cagtacaaaacggttggcggccgctgctgctgctggaaaccgctgctgatacaccatcttcttggccggctacttactgttgcgaagg
ctggaccatcgccctgtggatcaggaaggtacaaaagtctgatccggcagacaaggctgtggctgaagcgcgcccgtgcttgcct
ttggaagaggcaatattgatgtggatgcgcaacttccaatctggaaagtggagcccaccctgcagcaaggcttggaaaagat
gcccaggccgcccgtgatgacatgctcctgcaatgagccgatgaactggcatttctgttgcgatgctcaggccagggttccggcgg
ggcaactgtggcgaacatgctc
tatagcagcttgcctatggagcttggcccaggaaacggacgatctgaatatgaaaacatctacttggctgcatgactgaggaag
atcatgtgtggctgaaaccgacgaatcccagctggcacctcaacgattgcatgatccggtggtcaaatggtcagccatatttgcgga
ggacagtaggttgcgaaaaatcgaatgctgtagagcgtacggatacgtttaatcttcaaccgagccgaagcgggcaaaattacgc
gtgagacagccgagaaggcttgcagcaggtcacaacccgattgcagaaacgcctggcggatcagcaggagcaagtctcggccatc
aaaagtgtgctatgcaccagaaaaatcggtagctgatgacatttccgagagtgagcagacaagttgacctcccctgattgcgg
cgtgcactacaggtagatattgaagcggcggagtcgcaatgctgctcggcaccaggcgtcaaggacgctactcgacaagccgga
ccttgggtgagctgagtgaaaggtcgcctcctcaaggcttggcggagcagagatgctga

>*avrPpiB*_{DC}

atgcacgcaaatccttaagctcttcaacagagctcaacatggcaatctgactaatgtagaggccagccaaagttaaatcggcaggaac
ctctccaccactaatatagacagtaaaaaacattgaagaacatgttgcagacagactcagtgatttaggcagaccctgatggtggatggtt
ttcgagaagtcaactggcaccttgaaaaattaaatcttgagcagttagccggaatccatgatgactaaaaattaacagatggcgtaaaga
acattgtctcttggagctcgggaaggaggcttcgagttggcaatgcagttctgctatgatttatacagatctcaacatccggatgaaaact
cgccgacgatgcccgaactcattatctgatcaatcagcctgcaatcaacaaaattcaaaaactgaaaactacaacatgtagatg
tattttaaagcaaaaaccggttgggatgctgggtacaaaacggaaattgctcagcagcaaaaaaaatggcattctcataacgccagag
tggtggttctgatttctgtaaacaggaattccagtggttagcgaacaaaaaaacaaagacataaaatctgcatttgtgatctttaaaga
ttagacttaaaaagcaaaaatagacaagtatctcaatttgcagactccataaatcagcgcctgatgaggcaagcacacctcccga
atcgggattgaataatgtaaaaatcgaaaaatagcgttgacctgaattcaagaggttattaactgacctgagctatgggaactaaataat
ttcctaggcgactaa

>avrPpiC2_{DC}

atgacaatcgtgtctggacacatcggaaaacacccaagcctaaccactgttcaagctgggtcttcggctcggctcgagaatcaaatgcct
gatcctgcacagttcagtgatggacggtggaaaaagctccgacccaattgtcgtcaattacattggcgagattcgatcaggataattgca
cgaataatcatggcatcagtcagcgtgcaatgtgctttggccttcattgagctggattaacatgattcatgccgggaaagatcatgttacgc
cctatgcatcggcagaaagaatgaggtttctgggtcctttgaaggggtggtgcatgctcgtactgtcacaacttctatcggactgagcaca
aatttctgatggagcaagcttccgcaaaccggagatcaagtggcgcgatggctggcacaagaaagttattgcaagctgctgagttga
aggggttaaagcttcaacctgttctagaggacaagtcgaactcaggcctacccttctaattgctgtaagcagtcagggcggcaggtg
agcacagatgaagctgcgctaagctcctatgtgatgcaattgtgaaaaataagagaggggtaattggtgatatacagccaagaaattg
cccacgctttgggcttttctgatcatcagatggcaaaagagcgccttattgtatcccaatctcggagagtttcatacacactcgaaagcgt
tggtgatactatcgaaaacatcatcagcagatgggctgcctttaaaggcgttcaagattcgttcaaaaatacactga

>avrPtoB_{DC}

atggcgggtatcaatagagcgggaccatcgggcgcttattttgtggccacacagaccccgagccagatcggggcaagcacacggat
ccggcagcggcgccagctcctcgaacagtcgaggttcagccgcgaccctcgaatactccccgcgaacgcgcccgcaccgccc
ccaaccggacgtgagaggcttccacgatccacggcgtgctgcgcaaacccagggagtggtggagcagggatgcctacagcggga
ggatgccagcgtgctcgtagggccacaggtgactgccgatgccgaacggcgcgtgcagaggcaagacgcacgcccggaggcaac
tgccgatgccagcgcaccgctgtagggggcgggtgcacacgcaaacagatcgttcagcaattggtcagtgagggcgtgatattcgc
atactcgaacatgctccgcaatgcaatgaatggcgcagcagtcgcttttctcagtagaacagaacatatttcgacagcatttcccgaa
catgcccattgatgaaatcagccgagatcggaactcgtatcagctccgtggggcgcttcgtagcgggtcaccacaagcggcgcg
tcagcggcagtgaggtcggccacgcca

caccggccagccctgcggcatcatcagcggcagcagtcgcttcttatttggacggttgcctttagtgccgcaaacccagggac
ggtcgtcgaacactgccgctcctcagacgcggctgcagaggagcccggcagcgtcaaccaaagaccatacgcgctgcagcgggt
gctgtagtaactcgtggcaatgacgagggcggacgcccgcgtcgggggttagtacaacagggggtcaatttagacacctgcgcac
ggccttgaagacatgtaatgacgcctcctatccccctcgalataggcagcgcgttcagaatgtgggaattaaccaagatcgc
acttgggggaaagccttgcacaacatcccctgctgaattgaatgtagcgttgaatcgcagctgctggggctgcctccagcgcgtaagag
cgctcgtccagccgtcccctggctcccgcgaccgctccaggcgaccggatggtacgcgtgcaacacgattgcgggtgatgccgg
agcgggaggattacgaaaataatgtgcttatggagtgcttgaactgaacccgggggtgggggtaaggcaggtgcttgcggc
ctttgaaccgaccggctgagcggccagcagtggtggcctaatacggggcagccctggaccctatcgcgtcacaattcagtcagctgc
gcacaattcgaaggccgatgctgaatctgaagagctgggttttaaggatgcggcagatcatcacacggatgacgtgacgactgtcttt
tggcggagaattgctgctgagtaatccggatcagcaggtgatcgggttggcgggtaatccgacggacacgtcgcagccttacagccaa
gagggaaataaggactggcgttcatggatgaaaaaactgcccaattcctcgcaggcaagcctgagcatccgatgaccagagaa
acgctaacgcccgaataatcggcaagatgctttagaatgctcccctga

>avrRps4_{DC}

atgaatcgcatttcaaccagctcagtaaattccagcttcaattacacggcccctacggaggaagcgcgcaaacccgcttcgctcagcgc
cgacaattcccctctagttgtcaccacaacatctatcgcccaagcgtcggaaagggctacaaaggccgggggcaacgctaagcatgca
ggcccagcgcagctgcgccaattgatggggagcccgtctgagcagtgccggagggacacaatgttagctaaagcttttgatgctcaacgc
ctaaacattaacactcaagcaggtccttcaacagcccacactgaacgcttcaacacgctccaacaacgacacttcaaacctgcgg
ctggtgggctagaaatcccagttacatccaactccttattggcgggtggcaggcaagtctatcaaatggctcatgctcagcggagctaag
ccaccgaccggtaatgatcaggaccgcgccttcaggcgcgttgagcggctgcacgcccagtggttagaggtggccgattgag
ttgtgcttagaggcagcaacgtgttgccctcaaacgtgagggatgctgacatggacgagttcagatgctcaactctaaagacggctgc
caaggcattggcaccactggcctggaccctgactgagtgctgcaagaggcatggatagagaagggttccgggtgctgggtgctca
tcaccacagtggtatcggctcaccagaggataccatggctactctgatcaagcagatgcgcgataaagggtctttgcaaatcaatactc
cctgtaggcggcagatcatgcctaagaggaagaggtggcagctatgacgacgcaaaagcttttggcattgaaaggcaggtatt
caatcgaaggggcgctgtgatccgaaggcgaagagcgtgcataccggcgaggcaaacagtgtaattgttctgctgatgc
ctgaccgcttctgacggtcgcgacacgctctactgctga

>avrXv3_{DC}

atggggctatgtatttcaaacactctggtagcagttacagctacagtgatagcagcgcctggcaagtgctgcatgccctcaaacgcc
aggctctgatccagtcataaacagcatctgcgagtgacatcgcacagggcagtggtgatgaacgtcctgcaacgctttctcattttcaact
gcgcggtgctggtagacacgcttagctggtttctgcagcggcttacaagcagaaagacggcatcgcggtaatttaataaaag
atcgtagtcaatccatactcccaggtatatacttcaaaaaaggttggattacagcttccagatgcagaaactacgactgtt
aaagtggctggattcaactgctctatccccaaacagagggactcggcattatacagcgtggtacgagtcagacaaacatgctgct
atcgcagacaacatgagcagatgctgctgctgctgctggcggaaacgtggatgctggcaggggtgaacgtaggccggggg
gaaagtccgctattccatctactcccttctgcagcgaagaccttggccagaagaagtttagcttctgctgagattatctgcaacgac
caagaacaggggtaacaatgcgctgagctatgcatggagggaatacagaggggtgatttctcagtcagcactgcgacggcattgaa
aggcctgtttgtaataagggatcccgttgaattgacgagacctgtgcaaacgaacgtctgaaacactgcttgggtccgttatcttag
atgacaactcagctcatttcataaaacatctggtcgcacaataa

>hopPsyA_{DC}

atgaacccattcagtcacgcttctccagtggtgcaagagctcagacgatccaacggtgatattccggcgctcaaagccaatggccaactg
gaggtcgacggcaagaggtacgagattcgtgcagccgatgacggaacaatttcggtccttcgaccggagcaacaatccaaagcgaa
aagtttttcaagggcgcttccagttgataggtggcagcagccagcgcgcgagattgccaggcgctcaacgagaaggtcgcacg
gcacgcactgtctgaccagagcgtatgacggggcgacgcttgacaccccttgagcggggcgaaagcagctcagccacaacagc
catcaaaccactgcacaacaggtgcgcaaagctcttaacagcttcatgagtgggccaaacagggcagagggcagatgcgaaaccc
gtctcgaatggatctacaagatcataaacaagatgcacctcactcacacccatgagcgacgagcagcaagaagagttcctgcac
acgctaaaggcattgaatggcaaaaacggcattgaggtgcgactcaggaccacgacagcgtcagaataaaaaagaccgcaac
ctggacaagtacatcgagagagcccggatgcaaagaggttttctatcgaattatcccaaacatgagcggcggagaagataagaatc
aagggcgattgaccattggcgtgcaaccccaatatgcaacacagttgaccgcgcatggcaaccctgatagggaaggaagtgc
atcacgcatggcaagtaatggccccgctgccacggccaaatgaccgattcggcagtttgtatatcaacggtgatgtgcaaaggc
agaaaagctggcgagaaactgaaacagatgagcggcattcctcgtgatgcttgcgttgagcacaaccccttgagcatgcaatccctg
agtaaaggtctgtcctatgcagaaagcctctggcgacaccagagggcattggatgctcgcgagcggaaagtgatcagcgtatgctg
aggtgagcgggatgccattctggccagattgaagctatcactgctgccaatggctatgaccgggacaacccggcccttcgaaacac
gaaatga

>corS

gtgagcagcagctcgtcataccagggccctgacactcattctggtcgaactcaccagtcgctggcaagactaccctgctcgc
taccagcctgatcctgacctcagcctgatcgacggcttcaggccccgctgcttggcagccctagcgaactgagcggcgactggga
ccctgacgcatccaacgcaattgttcttggatgtcgcgctcgtgagcttagggggccaagtcattatcgcgctcaggtattgct
actccgctggacgctggccgggtaagccagtgctcgggtcctaactgctggccggtatctggaaagcgtcgtctgggtaactgctg
gaaattgccctccaacaggtcttctacgccctcctcggctgctgttggctgctcgcacgctcggccatgcatggtgctgctgaac
tgtcggctgcccagcttctatctg

ggacgcatcctgctgcccgtggcactgatcgtatgtggttctcgcgactggtgatgacctgcacaggattctggggatcaccgtgctgct
tacggcttggctcctcggcattggcgcgctcgggtgtcagcaccgtggaagcaattgaaaaggcaattgcttctggatgaaaccgcc
aagcgggcacgcccgtgacctgcagcagctccgcatcgttgaacggcgccgagcgaatacggcgcgctgactgctggtgctg
gagccagccatgatctgcccagcccctgcaggctcagggttttctggcagccctggccggcagctccgctagatcccaacagcgg
caattgctggtcagggcccgaacggccgcaagactactaccgacatgctgaataccttactggacctatcacgcatcgaactaggag
ccttgacggcagattgcaagtcttgcctgcagccactgctggataaactggaatggagcttgcgccctcgaacggcaagggc
ctcagctaccgacgctggatcggagctattgtctatccgatccaaccttgcctggagctgatactgcgaaatctatcggcaatgcga
tccgctacacccctgagaggcggcgtcctgatcgttgcagcggcgccatggctacctcagatcaggtcgtcgcacaccggcgtcgt
atcgtctccagcaccagcagaaatcttgcgacttccaccaactcgtatcctcggaccggaacaaccaggaagggctaggcctgg
ggcttgcctcgttgcaggctggctgcctattaggccatccggtgaccctggctcccagagggggcacggcagcactttcgggtgca
tctcccctggtaaggccggtagagctgatggtgagacggtcattgtgcccaatacatccaagactgagcagagcttctgtgctcggc
gccgttttag

>iaaL

atgactgcctacgatgtagaaaaggaatggagcagaattccaatactgccgtaaaaactcaccagaacaacgatttgaaggttccac
ctaccaggactcagaaccacgtaaccgatcggacaaggaaggcttcgcccacaaaaccgaacgctgcttgcgcaacgagc
gcaactgctgatcggcttaccagtgaccagcggcaacctcaaacgctgttattactactacgactgtgaagtcgatgaagacagtt
cccgtccaacgctcctcgcagcaatggttcatcaacccggtgatcgtcgcgcaacctgttaccatcaacctgttctgcctgaaca
acatcaccacatgatggccgtaactgctgctgcatggtgtcctgtaggcgatacaccctgctgaccaagagctactcagggcg
ctcaactcgtacaagctcaacgtactgctcggcgtaccctcagaccctcagctcagctcagatgcatgagcagcagcgggtgcaatc
gatacgaagaggtcgtcttcaatggcagggcctgaaaaccttccagaagaaatcatcaggggaagccttggcgaacaggtctccat
cgtcggcgtatagcaggtccgagggcggcattctgggttccaaacagccctgcccacaccgaatacagatttcttccgacaatac
ttcatcgagaaaagaggcgacagcattcctcactcctggtgacccgcgagaactcaccaccgctgctccggtatcgcctgggagaca
ccgcaacgcttctcgtgaaaggcgacaagctctattgactgacatccagcgggaggacatgagcttcaactcatggcaacctcattg
gtctggcattcatcaacaagcagatcaaacagacactggccgcacgctggaaatccaggttaccctgctcagtgactgatcgcgcaa
agaactggtgaccgtttctgctcaggcctcggaaagtcaacgaagatgaacgcgcccagaatcgaacagccatcggcattatccggac
atcaacgagccatcagaaagaccagggcagcgtgctggtgtgctgcaaggtatccagagactacgccgtctcggagcagggca
aaatgctctacatcattgaccgcaggaattga

>ORF1

atgcttatcgggcacagcttgcacatcgcacccactgctgtgattctagcctaccaactccgcaactagccagactatcagcaata
ccaaaagctcggctggatccgcatcgtgctcgtgaacttaccatcctcggagtggttagttagtgcctactactcaatgagcttaattgt
cgcttccgatagcgggtaacaacgccgttttaggaaaagctcagttatgtaggcaaggcagactcctggccgagaatgtctgctggg
aaaggttataaaccaccagactgaaattataagccaatgggaccaacaggttccaaaatgatcctaactatgctgctcgtgcccga
tttctgcgagtaaccgaagacagttgacgcgaacagtgaggttaggcgagaacattgaaagcacaaggaacaggttctcgcgatt
ggatgacggtgttttgaataaatctggacaatggccagattttgcaaagccgacagattgtactggggactggtcgggacccatac
cagtatctggaacagcgttacatcacacactcaagcagaaaaacgactggacaacatcaattgcatgagcagaagccttgcgtg

caagtgctggacctggatgagttatgcgagcgagtgatgcctctccccagacgtttctggaaaaacgggtggtgatacatggaccaa
atgcaggcattgatgcagctgaacgtgccgggagctgggcaaatcggttggttaccgcagtacgaatccggtattgctggatg
gcaatcaactaaaattcgcgccagagctggccaaaagcgctatacataaagttgacaaattagatattcgccaacaaaactagaga
atggttctcattgctgactacattacagttcgctaggacaagactcacgggagccaaagaaggtgctagatgctggactattatgtgtacg
ccatgggtcaagatattcataagccgggtagcgcagcggccatactaggcagctctcttgaccacctaagaacctatataatgactacgac
aagtctatagcagccagccttcaagacagtaataggcttcaaagtcgagcggcctcaatagcgataatggttaattattgctggggcggc
agttgctcagctggccactaatgttcagcatagctataaggaccacgctggatcgtatactgaggaaatgaccaggctccccgaaa
agcaaacagaaaagctatcacaatgctgtagaaggtgcgccatcagfacagatccagacatatctaaaaacctggcagtttagatag
cggcaaccgcccagataaacaggtaactgcagaatcaagtagaaaaactatctggcggcccagactacttccagcggcgaaccaacg
aacaaaagggcaacctggacggggtgcccgcagaggtaaaaatcaaaccttaaccgaggtgcatcggtcatcgtgcaccacagt
taggcacgatcaaggcctccgctgcagcattgtcgggacttattgccagcatatgtggtaacggcgaaaataactttaccaccgataatc
gaactatgctccgtgccggcattgcagcaagatccgaataggttaacgctgaagccagtgcatttatcgatgaagtagtaactttgcg
tcaccttaatagtcagcgtttattgagaaggtagcaggcgaaatgatggacaaaggagctcaaccactggtgctgttacccccggg
cctagggtgctccggcgtcggcagagctgctttagggcttactgcacgcgctgaattctggagcgcagatggtacgccgtaagtacg
cgtggctgccccaaaaaatag

>ORF2

atgatcactccgtctcgatattccaggcatctatctgccccctcagtaacgaaccgacagcagctcacacatttaagaacaagcaga
ggaagcacttgaccatattcagcggccaccctctggcgataagctattgcaaaaaatccactctgcccagtaaaaaagatagaaaa
gtcagcctaaaagagattgaaataaataaccagtggtataccgaagctgtctgagcagraggcaactgaaaagtacgaaccagaa
aactttaacgagaaccggcacattgcatcacagctatcacgaaagggacctttacaaaaggtgaaggaagcaaccgcatattgct
ggcaccagacaaagcaagcatacgttaaatcagaatggctcaccgttacaccttgaatggataaccgacgacaaaatcacgacc
tagctcatgagctcgttcatgctcgacatgtgtaggtggcagctccttagcggatggcggagatcgctataatccacgtacgggatctgg
caaagaggaacttagggcgttggattagataagtagcctattcacttcaaaaaaacctgcagagaactccatccgagctgaacac
ggcctgctctgcatgaagtacagggcacatcaatag

>ORF3

atgaatagagttccggtagctcgtcagcagctggcaggcagtcacgatctgtggagcaagtaagcgagagaaccacgttctac
gacaggttatcagacggcaatgggcccgtgaacaaaccggaaaaatcagatcggatgcgctgatgactatgaggagggcgcaa
cagtacacggatagcgcgaagcgaacttatctcgaaacgctgatgaatctggcagattgcagcaaaaggaatctatcgacca
acagcgggaacttgctggcgcgattgagatgacgcctacgcaactcacagattgctgacagaagtgccgcgaagaggggttctcca
atttgacatacaggcgtggaatcggcttgacacctgacataagttaggaatctcagattcaccatctacagcaaccgtaagtaag
ccataactatgtggtcatcccccagcaatgcatttccgaaaggagcagattgtagactctggacgggacagggcgtggtggagctgg
acttcaagaccggattgaaattcaagcaccgggaagagaactacgcagtgaaacgcaatgatcagcagtggtcgagagatagcgc
caagcgcattgattgactga

>ORF4

atgcaataaagaacagtcattctattcagcttcaagaatgggtgcagaatacttttaatgctcgcctaagatggaagtaactaatgcaa
tagcaaaaaataatgaacctgctgcgctgagcgtacgcaactgcaaaagacacacgaaggcattcaaaaggccaatccagcaa
taactctaaattgccctccgcgcatgaggtaacgtgcataccttgcaggcagcgcctacctctacgataaaactgccaataatttttcttt
ctaccacttctgcatgatggcaaaaggtggtttaccagcgtgcccaggcctaacgatgcacaagataaaagcgcgaaagcgtaccaa
aacaaccatagcagcactctgaaataaaaaactcgttttaagcccgttaggcttggcggagagaatcagtttaacgatgattgatta
tcgtgacgaactaagatttacctctccgacctagttgacacggagcaagcgcacacatcaattctgaagaatattatgctcgtgaaagg
tgagcttaccatgaagaggcaataaaaaaactcaaccggaaaaaacacaaaagactatgaccttcaaaatagcgaagcctata
taagcaagaacaaatattcttgaccggcgtaaaaaatgaggagacgggactctactggttatacatctgcttcatcaaaagccatttgg
gaaaaaggcctgaaacactttataaaaagcgactcatggcgaaaaagctctcacgccaagcagtgtagtgaactcttgataacttact
tcgaaaaagatcacgctcaacagtgattccaattcgcagcagccaggcacttttggtttcagacaggctctatgcccgggtaagacgc
ttgggggatgcggaacgggtcatattgaaaagccattataatcggggcactgtactccaagatgaagctgataaaatagaactaagt
aggccgttctcagagcaagatttagcaaaagaacatgtttaagaggaataccagcattgcagggccagtgctctaccacgcatatattat
atacaagaaaaaatctcaagctacccccgacaaaatagaagattgaaacataaatcaatggcagactgaaaaaacctgccttga
ctcatgtaagcttagcaattccgggtggtgattgaagacgcctcagggttaggagactcgtttacagctctcaacgcgacgtcctgtgta
atcacgcaagaataatgagtggtgagcctcctgtcaaaagatgatgttgattctgataggtgctcaacgccgtatacgaactcga
agcggaaataaggcattctcctccgaaattgcacgaggggtccttgggtgctggtttaccggccaggacgggtgacgacttcaaac
agatctgcaaaaacgccttaagcagttttacaacggctaa

>ORF5

atgggtaataatttggttacttctggctccaatcatgtgtatagtcggcctattagccctcaacatgcatctggtcgtccaccagtgccca
gtgcttctggacgatgcttctcagctcatgaacaaatattaagccagaactatgctagcaatataaaaggggaaatctgcacgaacc
cccgaaaaggaccatctcctaggcttctgatacgtgatgaagcagggcgtgcttctcagtgatcacacaagagaaaaagcgacttaa
aagcaaccaaaagtcaatagccaagatattcagcctcaaacagcatgatcaaaaatgcacttgatgaaaaagacagccaccctttt

ggtgattgctttcagacgatgaattcttgcgatccatctctatacagagttgctttacagaccgatcaaccatcatctcggtatgccccgaa
aaatgatgtcgcgctgttgcgaggaatgaatagcgggttgccaaactgctcaataccctgattatcaggtgctggtcagctgcata
gaggcatcaagcaaaagatggatgatggtgaagttatgagtcgctcaagccgggtaatactatctgtagacgctcatgagcacat
cgactagaatggatgttacagaagaattacttccgatgtcacgttacatctgcagtcctcatcagccgtcaatataggtccctttcaaaa
accatacagaggacgaagcgtcatcccggcctgacgccttcaagtaaccggtctgcacaagcaggacgataggtggcacgtcc
actgacagagatcgagagagctctgacgagtga

>ORF6

atgagcttatcgccgacgctgcaaaagctaactaatatattgggcccgcacaaaaatgccaagcctgtcacagaggctatccagtggc
aggaaggcatggatataacgctgcatgtcagcggcgacagccttacccttagctaaaatcatagaactcgtacagaccctaaaga
cgacattttatgcaagctgcttaccatacgtttccgggctcgtctcgcgctggcgcttaccatcaaccctgatgaaagtgcc
tggtttctctatgaacacgattttacccttctggacaaagcccgtttgagagcctgctggccaactttgctgaaacggcgagggacttcg
agacacagcgacacattttcgttttaactga

>ORF7

atgaaacaacgagcgcagctcatctgcaaacgtgacggccaggtgctttacgtacgcaaaccaaaaatcccgtgggctttgccaggtg
gcaagatgaagccggggaaacgcctttccaggctgcccgtgcccagctttgcaagaaccggctggaatctcgcgtctgtgttac
ctggcgggtgacgagaaaggtgaggtcacgcactacgtgttcaccactcaggttctgctacagcgcagccttcgccccagaacgaga
ttctgcctgcaaatggctgcccacaaaatctggcgacctaaggccagcagcgcgaccaaggctatcgcaagctgatggccgccc
aggctgaagacgggttactcagcctaactag

>ORF8

gtgctcgtttgcatacgtcagcctgattagagagcagaaattggacatcaaaaaacgttggccttccagtgagcaggagtgtgtagaa
gtccgacggttaacaaaaccctgcccggctgcccgtttccaggctgcaatgcctcacgccccgctgattcagccgctgctgcccg
gcccgtcagattggtcgcgctgaaaccggtaaacatgacctgaggattgaaacaaccatcgtcagcaccggtaacgtccctgtttc
agtgcgaatcataaggccaaaggcaaacccaaaggcgtggtgttatacagcggcggttgggtgatcggcaacgcccagat
gaacgatgacctcaatatacggatcgttaacgcgtgcaacgtggcggctgcttccgttgattacagattggctttatcgacccccgcaag
ggctgatggatgactgctttctgcccgtgctggtgctgggtgagcactgtaaggagtttccggcctgcccgttattgctgctggtgagt
ccgcccggggcctctgcccagccactttgctcaaatgaaagccagggcccactgctcaagcgcgtagtcggcaccggttctgtatt
acggcgtgacgacctgaccgggacaaaaagcgttcgtaccgagggcccggaaacgctggtgctcagcggcccgggcatggtcgg
cgcaatgcccgtgctgccccggacagaaccgacgagaagcgcgagccgcttaccgcttctgacccctcagcctcagcctcagcct
gcccggcccctgatgttctgcccgaactcagcccgtgctggacgacacgctggaatggcggagcgtatgaaaaactcggcag
acgtgaaatgcatcttctgcccagctccacatgggttcatcactcccactgcttggcgcgcaaggtacttgcgcgacgcccagca
gtggataaacgagagatggaaggacggcctaa

>ORF9

atgcaaacctatataccctatccaaaaaacctcccaccgttggtacagttctgctgacttctatggctattcggccatgaaaacgagat
acctaaatctgtgctgcccagccttaagagtaggcaaaagagctcgtgatggttcgatggcgaggttcatcatctaggcgtctgatgc
tgatgatttccgacttccagcagagccgctgctgaaagcatctgctgtaagaaaggttcttctgtaggaattactcgttggctacctatt
atcctatggtactactggtgaaaaagcgaagcgaatcatcgaagcaggttgggtatcttctgctcagagtgaggtgatattgaaaacc
ctaaagcaaaaattgaagttatagctcttggctgaataaccagaagttccttgaacccattttgaagacaggtgactttatccagtgaaaa
cgtcgtcgtttccgaataa

>ORF10

atgatcaacctcaccacattgcttctcattggcgcggggcagcgtcagcagctcagcagctgacaaagccaagatggagcgcgcgataaac
gtcgcgagccacatcgcgtgcaaaagtcggtgcaaggtcaccagctcattactggagcagaaaggtctgcttaacgagcgtcagcaga
aaggctctcgtgatctgaaagccttgagcggcaaggagccgggtaacaatgtcgaagcgcagcaagggggagggcattcaat
ctggcgcgagccgcttgcagctggccagcgttctgaggagcgcgacaagtcgatgcataacgtgatgagcttctggcgctcagcga
cagcaagggcaagatggttctctctggcaagaagctggcggatgcaatggccaagcctgagcctggcaaggacaacagtgagg
ccacaaatgcccgcctatgcttctccagcaactgaaactgaaacagttgatgaacgacctcactgaccaggtttcaacaagattc
gccagtgcgaacgggtgatcgcgtgacgacccatgccagaaccattctggagaccttacggcggcccaacagcaagcgcgcccgc
aacgctcccggcactcgcacacaagccaacagcgcggcccccaccgcccggaaagcagagccacgacctgctcgggcccggc
ctgacggcggcccaacagcaggcgcgcccggaaacgcggcctcgtactcagcggcaggccaatagcactccgccaccgcccgcga
aagcagagccacgacctgctgctgggcccggcctgacggcggcccagcagcaagcagcgggaaacgcggcggcactcggccc
caggcgaacagcagcggccaccgcccgaaggcagagccacgacctgctcggcggcctgacggcggcccaacagcaag
cacgcccggaaacgccacctcgcactcggcccaagcgaacagcgcggcctcggcccgaagcagagccacgacctgct
ccggcccggcctgacggcaccacagcaagcagcgggaaacgcacctcgcactcggcccaagcgaacagcgcggcggcct
ccgcccgaagcagaaccacgagcagggcggcgaacggcctcaacggcggcccgaataacacatcgctgctgacgcatctg
ccaggtggcgattccgacctgccaagccggcccgaagccgtgtacgagcacttggcctcactgacatgctggtgacttacc
gccgttaaaaaggcttacagagatgcccgtatgaagaaccaccctgataaaaaccgcggaacgaggccgagggcggcggcagcgc

ttcaaagtcatttcaaatgCGTACAAGATTTGTCCGACCCGGAGTTGCGCAAAGCATACGACAACGGCCGTATCAATGAGGCTGTAAT
AGGGCATGA

>ORF11

ATGAACATTACGCCGCTCACGTCAGCCGCGGGAAGGGCTGTCGCGACAAGGCACAGACAAAATTTCCATTCCAACCTCCACGCGC
ATGATCAATGCCGCTCAATCAAGTGGTGAATAAGGTGCGTAGCCCATCAGTGACCACATCCGCACCAGCATCGAGAAAGGGAAA
CTGTCGAGCTCGCTCCTTGGGAGCAACATGTCGGTGTCCCGGCTCTTCAGCGCGCCCTCGACGCTCCAACCTGTGTGGCGTTGAG
GCTGACCCCAATCACGACCTGAACCTGTCAGGGTCTATGCGAGACAGCGCGCAAGTCACTCCCTGGGACCCGACGCCAAC
GCGGTCAGGACGAGCTCGAATCCATCAGAGCCTGATGCGCAGAGCGATACGGCTTCGTCATCATTACCTCGGCGGCTCCCGCAGGCT
CGGTGCTGAGTTGCTGGGCATTGCGCTGGATCACGCGCAACGCCACAGTCTCGCGCGGACAGGTCTCCAAGGGACGACCTGGCCG
AGAGGAGAGGAACGGGGCAAGGTTCAATGCCAAGCAAACAAGCCGACAGAGGCTGAAGCCTACGGTGTATCAGACACCCA
ATCCTGATTTGCACAGGCAAAAAGAGACAGCTCAACGCGTTGCTGAAAGCATCAACAGCATGCGAGAGCAGCAAAAATGGAATGCA
CGCGCCGAAGGGCTCTCAGAGCCAAAGAAGCGTTGCAAGCTCGGGAAGCCGCGCAAGCAGCTTCTGGACGTGCTCGAGGCCAT
CCAGGCTGGCCGTGAAGACTCCACCGACAAGAAGTACAGCGCCACTGAAAAGAAGCCACGGGATCAACTACCAGTGA

>ORF12

ATGAATACGATCAACAGAAACATCTACCCGCTCCGGGATTTCTGCGCAGGATGCCCTGTACAAACTGATCAGCTCCAGCCGAAGG
CCAGGGCATCAGCGGGGACAATAGCAACCTGATCGACTCGACTGATACAGCAGGCCAATGGTCCGACTCATCGCTGAACAC
ATCGAGCTCCAGAATTCAGCGACTGACACCAGCACATCCTCAAACAGGCTGGGGGTAATGGCGATCAGTACTGAACAACTCGTG
GAAGCGATCCGTAATATCTCAACAACCTGCTCTCTGCTGGAAGGCAATCAACACCAGGGCTCTCGCTGCACAGACCAGCTGA
ACAGACGCCGACGTCCACTCAATCGCACGCTTCGCTCTCTGCTGCTTCACTTCGCGTGCACATCCTCCAGTCTCACCTCAGTGCC
TTCAACGCTCAGGGCAACGCAGAAAAACCGTTTGGTGCAGAGCGATCATCCGGCGGAAAAACCGGTATCGTGCAGAGAACCTC
AGAGCCAACGCTGTGACGCCCCACAAAACACCACCGGAGGCTGCGAGCGAAACAGCATTACCCCGGACAAGGCACCGGCCAA
ACCCGAAGCGGTAAGCGGCGAGTGGTCAACGACCCGGTGTGCGGAAAACCTCGATCCCTGCCCGCCAAGCCTGACAGCACG
GTGACGCCGCAAAAACGCGACGCCCCGTGCCGTGCCAGGGCGCTGACATGTCGGCATGATCGGTTTGCAGGAAGCCAAT
ACCACGGGGGCAACAACGGCGAAGTGGTACCCTGAACACGGTTGCCGACCTCAAGAAGTACATGGAGGACGACAAAGCCCGC
ACCGTCAAGCTGGGGCAACCTGTCTGCCAGCAGTAAAGTGTGATAAATTCGGGGCAACAAAACCTGTGGGCACCGATAAA
GGCAACACCTGCACAACATCTATCTGGCCAGCGGCAAGACCGCCAGCAACGACATTTCCAGAATCTGAACCTCAACCAGCAGCC
CGTTACCCTGAAAACGGCGACATGAGATGTCATCAGCAGCGGTGAGAAATACTGGATCGACCACATCACCGTACCAGCAACGA
GATCAGAACCCCAAGGCTGGATAAAGTCTACGTGGCGGCAAGGCAGATAACGTGACCTGACCAATTCGAAATCCAGAAC
AACGAGTATGGCGTGATTCGGTACGCCGACGACTCGGACGCCGCAAGCCGAGTA

CAAGGGCTACCCACGGATGACAATCGCAACAACGTTGTCAGCAACCTCGATGTCGCGGGCCCGGTCTTTCTGCAGGGCCAATTTG
ACGTAGTTAACAACCTCGATCGACAAATCCACCTCGTTTACTGCGACCGGGAACGCTACCATCCTGTGCGAGGCCAATTTTCAGCA
ACGGTGTGATGTTCCAACAAGGCAAGTAATAGCGGCTGCTGGATGACTACGGCGATGCGCACTTCAAGACATCGGCAGTAACGT
CAGTTTCACTCAGAAATCGCCGTTACCGCTGGACACCGAGCTACAACCGGGACGTGAAAACAGCCGAAGCAGCCAGAGCCTATG
ACCTGGCCAATCGGGTGCACAGGTGTAATAA

>ORF13

ATGCGCACATCCGTTAATGGTCTGCTGAGCACAGCCTGAAGACCTGGGCTTGATACTCGGCATTGAGGCCTGCGCGACGACGGTT
ATTTACTGTGGCAAGGCAAGGATAAGCAAGCCAGTCTTGTTCCTCTACTGACGGCGACGCGCTTTTCGCTATCTGTACTTGTAGCCGTG
TCGATCCCGAGCACGACGGAGCTGTCTGGCGCTGATTGACCTGAACCTGTCTCCTGTCCACACGATGAGCGCATGTATGCACTTGA
TGTGAGCAAAAACGTTGTCTCTGCTACACCATGACCTGGCGGGAACGGGGCAGATACCCTGTTGCTGCGCTGAAAACGCC
AAGCGCTGTGTAACAGATCAAGCAGGTAATCGAAAACCTTAGGCACGATCAGGGACGCCGATAG

>ORF14

ATGATCGGTTGCAACCGGACTGCTAGAACACAGCCTGAAACGGCTGGATACGACGCCGAGATTGCAATCCCTCGGGATGAAG
GGTATTTGCTGTGGCACGGGAAAAACGGTCACACCAGCCTGTTGGTCCCCTGCTGCGGGGATGCGCTTTTGTATCAGCACCTGAG
CTACATCGATCCTGAACAGGACGGCGGCTGTGGCGCTGCGCTGCACTTGAACCTGTCGCCAGCCACACTCTGGGCGCCAGTATCGC
GCTGGATATCGACAAAATACCTGTGCTGCTGCTACACGACGACCTACTGGGCACGGCACAGACAATTTGCCGCGCGTTGAA
GCACTCAGGCACTTGGGAGCAGATCAAGCAGGTATCGAAACCTCCGAGTGAATTCGGACGCCCGCCAATGCCGCCACACA
GCCCGACGGCCAGATGCCGTGGCGCTTAG

>ORF15

GTAAAAAGTGTGGCGCTGGAACCTAAGCCTATGCTGTTGCTGCTGCGACGGGAAGCTGTCGAAGGGCGTTCTAAGTACCATTGCC
AGGCACCTGACGGGATGTTTGCACCAACAAGACTGCGCTTATCAGCAACAGCCGTTTCGTATGAGCTATTGCCGGCAATTTCTGT
CGCCGCGAGTGTGATGGCTGTGCTGTTGATCACCGCCAGCCGGCGTGCACGACTGAGTAACGTGCTGTCAATCAGGCACTGGCGCT
GGACCTGGAGCGTTTGTGAGAGGGCGCGCCAGCCGACGAAATGTTCAAGCCTTCACTGAAACGCGAAGGTGCCATCCCCGATTGGC
CGACTACTGGGTGGCAGCAACTGGCTGTGCAACCATGGAGAAGGGCCTTAAACGGCTGGCAGAGGATCCTGCGCAGTCTTTGCG
CGATGCCATCATTTTTACCAGTACAGTAGTATACCCTCACCTCAAGCATCACTTCACTGTGGCGAGCTCATCTGGCTGA

>ORF16

atgaaaacagtcagcaatcactcgataccagtcacaaatctcgtcgtggatgcgggaaacggaaacttcggcgcagaaatcccagccg
gtttgcagcgaatccagcgtaacagcaagatcgaaaaagcagtcacgaacacattgccgaccacccggcagcgaatgacaat
aagcgcgctggtgacacgttgacagacgttttgcagggtcatggggaggttaaggggtgggcccgaatctccaggcagtcctcgc
ccctcatgacagtaatcgacacggcagtgagtgctcagcccgcgtttgatgtaatggggagtggttggaatgcggcagctatccg
ggccaccagtcgctcgggacgcttcgagagaaaggtacactgttactaaccttatgctcagtaacaactttaacatttgcttaacga
gtggftaacgatccagccttcagcaaaaagctcgacggtgggttagacctaacctatctgaaggcttgtaaggcgatcttatgcatgct
agggtgggctgcacgggctagcgaagctgtaacaaattggcaaacggggtatgaaacggcatcaaatcttagccagacgctgat
cagtgacgctgagttgctttcatcgtcacaatccggttaatcatccgctgcccacaaacgaaagtggttcgataagggttgctgagg
aatctgatctgcaggtctgagaggccatggcagcagtgatggagtgtaaaacggggcagcagattcgaaagcgtgctgaagttctg
gaaagcctattatcgccggcccgtccggtaccgcttcgctgatggctgctgttgccgcttttggcaccggctgttgaaaagcctgggt
attgagagtgagcagaacctgaaagagcttgccggtatgcctgctatgcttattcggcagggacagccaccattcagctgaagtg
atcttggtgctcctccatggaatgccggaacaatgggacgacgctttataacgagcctttcagtaattcaattaagggtcggggtt
ggtatagacaatctcgcgataggcaagctgcagcaggcgggctcaaaagtcatga

>ORF17

atgcggttgatgctcccagggccagaagcccaagcccctatggatgcaccgctacattacgtttgcgagcagatagcaggtggcat
cccagtgaaagaacgaggaacgactgcactgctgacgtgaatcagcctccactgctgatgttcgctccagaaatgggtgtagctcctg
tgagactctcgtaaactgatggttagaactctggcgtctgcagaggagtcggtttgcaagatacccaggtgatttcgcaaggatcc
gggagggcagtgatggcagcaatcaatctgcagactcgcagcgtcacacatctgaaacaaggcaataagacggttctgagcgtt
tcggtgcacataattcacaagacagtgctgtttcaaaagctgcgctgacgtcacacacagatgttcctcaggcgtggcagggcagtg
aaccacaaaacccaacgggtaaaactgaaccctaacttcatttcgagagccatccggcacaggtcgcggacatgagttcatacac
tgttacacgcatcctgagttgtcga

acgccatataaaacatccgcactggaagaccctgaacgaagggtgacgactcgtttgacagagaaactgccagaccctaagcgtct
ctgcccattcccttgcaaaaggtaccctatcatggttcaagctgtccaccgggactcctggccggatgcgccagggcaatcgaaga
cgaagttggcgaagatgtgtttgaaagcgttcttggcggcagatgaccaggctattagtgaagtagctaaagccgctgctcagatctac
cccaagattgcctcacgtattaccgagagggagttgatcaagcgggacagcagctgctggaggacaacagctggccgagtggttacgtag
gtgctttgctcaaaaacggcagaaactgcctgacagtttacgaattatctgctacctgtatttagctattcagatataagccctggcagc
gaaaaaatacagggcgaagcggaaaaaagcaaaagcggatgggaattgtgtcagatagcgtttttcactgacctgaagacc
cagagactggcacttgcatgctacgggaggacctgctgatgcactggaaaaaagtattccggatagaaagtaa

>ORF18

atgaacaggcttcaagaccagctcgtggtggcgtatattgaccgcatcccctgcattatggcagctaacgctcatgctatgagttgct
ctgtcccgaagcgtgaagtacgttaattggtatctatcgcgcccgaacggttgctggttgggaaggggaactgggttctcaaccaca
caagaacactccattaaagagtttccactgctttatctttcagtgataaaaagtcagaagggaggaacattgactaaactgagttattc
actaagcggagataatggcgaatagatcttgatgatacgaatcaggaaatgagaatagactaaagacactatcgtttccattgaag
gtcagcacaattggattaaagagcgtggcgcgggttgaattcaaggatagatgatacaaaagtcagcatctgagtgctcagttcgttccgct
gcggtcaaacgaggactga

>ORF19

atgcatcgtcctatcaccgcaggccataaccacctcacgtctcatcctagatcagtcacaaacaatatacgtaccccatcggaagtag
cgcgaatcagcgtttctcagcaagcaagcatgacagcccagtttggagcggtcgaaaagtcgcccagcttattgactcggcagc
agcgcagatgctgcacaagtgaggcctgtaacgctcatctgacctcagatgaaacatggccatcaacgaactgagatcacaca
agcccctttacctaaggatacgtgggtttcactgatcctaacaaggacccagatgatgctgacactacactgggcaagcaattgcag
gctgagggctttgtgcacatcacggatgtagtgccgacactgggtgatgctgaagttcgtctcaacgtgcccagatggccaaagcgt
gttcaacaagctgagttgatgacgtgcatgctgctgctgggattacgcaatgaattcgttcagtcgaaggaacatgccaaat
actggaaggtcagctttaaaggcctggacctgggtaataacaccgcgacagcttgacagcatgagcagggcgcctggcccgtgccc
acatggagtcggtattgtcgaattgcaggcatgagtgatcaatgcgctcatcactacctgcccggataggtgctgcaaacgggtgat
gacatcacatcatggggcgcgctcgaaccttaagagcagatggtttgtacagcctgatgacgcgcttacaacaatgcgaccga
catggagcgtgctgagcagctttatcgaaagcgcaggagctggcattccacttcgtatagtgacaaaggaggcggcctataaacg
gcggtttcgccttatttacgaaggatagcggggagcggacatccagtagccactacctgagagacgttcagaagagtgctgtgaa
aggcctctgggaaggtattcaagctggattgctcccgggttgatgactcatggttcttccggacgttcagccgaatgcagattgaag
cagcacaactggataaaaataaagaggttcgttgaagatctggcctaaggtagcgaagctaaacctgtatgatcctctgacattac
tggcctcagtgccagggcggcaaaactgctatttaacaaaagctatacacagaaggatttggtgtgtagcaagtaggtcca
gatgatgtgacgcatccagagaaagcaagttattgatgctccgtttagccaaatctgcgctgtccagtcgacggtagccccagattga

>ORF20

gtgaaaatcaatctcccgcgctcagaacaacgtcttcacgcgtgacagatctgctgaccgacgtcctgctgtgcacaccgctgctgtttc
cgcgatgccagggcagccggcagcggctctgaacaagcctaattggaagtgatgattcgtcagctcaacgcgctcgaggccgctcgc
ccagcgcagtgctgatcttccacaagaccggcccaacgctatcacctggactatccccggttggtcagcgacatcgcgctcaccg

cagggctgcaagactacctgtcgccgtcccgcgcacagccccgcgaccccgaggagctatcaggccattacaacgtcagcggtgatc
acacgcatga

>ORF21

atgcttccaggggtataactacatcgctggtagtcattatgctctcatgtgcatcagccgctccagcttctccgcagacatgactcca
gcgtgtcgaacgagagcagctggaggcggtttcagcaatggctggctacttccgcagcaatgcaactactaagggtcagcac
agccacactcgatctgttccaaaacatcacgcttgacccgactgtgcaccagttggataggcgcaaccagagttcacgacggccat
ctgggattattgtctgaacgtctgactccgaagaatatccagcaaggcagggagcttctgcaaaaagagccagttctgaacgaggtag
agcgtcactacggtgtggtatgcaagattatcgcgccatctggtgtattgaaagcggctacggtaaggatattgtagtcgcatgtgat
tcgttcttgccacgctgtctacaagggccggcggtatgattacggggctacacagttgatggccgccctcatatctgtcaaaaaca
agacatgcccgtgcgaattgattggctgtgggctggcgcatggggcagacgcaattcatcccagcagacatctcactatgtag
ttgatttaaccacgacaatcgcgcgacgtttggagttccggcgcatgctgtggcctcactgcctcttatttaacacgagcgcttg
aactcgcgctctctggggacaggaggtgcagttgccgagaatctgattacgctcaggtgacatgtcagcaagaagcccgttgc
gaatggcaacggctcggggtgatgggaacgaagcagcattccggcgagctgcacaggagcaagcatcggctcgtgctggcg
caggtatcgcgccagcattatggtcctaagtaattccgtagcactctgcgtataacaactcactgcctatgctaacgatcggg
ctactagccgacagttatgctggcgggaccggcgtgtctaccggtggcaactgataatctccttgggcagcattgctcaggtaac
gatttgacagaactgctgactgtaagggtactcctgggtgctgctgacgggttatagggcgatgacccggcgccatccgggct
taccagaaggatcagcattgcccacccgacgggtacgccagcactgtactactggagagcctgctgcccgatag

>ORF22

atgctgtcctgacggcgtagaaatcgatctgctatcaggtatatcggaactgatctggcggtattgtcgggcccgtgaaggtggag
aggtgggcattatacgcggcacgaagcagttggcattattatcgatgtaggtaaggatgtagtacacctacaaaaaggatgctgggt
gggtggtgatcccaacgaatactgtggcgtttgcaacctgcccgtctgtctaaacgcacctatgcaatgggggggtgaacgctgggtt
gatatcgaggtgtcaacaacatggaactttgcccagcgcttctgactctgagcgtttgtgtatcaattgccagacgatagagctgg
gcagctggtgtgttggtagcctgttgcctgacttgaataatagaccaggcgttcatcagcgggagagcgtgtgttgcctagg
gtctggccctatgagctgattgctcagatcgttctgcctcaatgggagttgacacgctcggcactgatcgaacacacatgcataca
gttccggcgtcacaagcttctgattatacatgccgatgatcttgagttgcagatgcagcacaagaaaagttgattgttctgatact
gtcggtaacatcagatcagacgctcagctacatcggtcgggtgggagaattgacttttggattgatagctactacatgctgct
ctgtaaagtacttctgttaacgctatcagttatttctgctggagaatacaatcagcacttcttagcaatctgtcttgcaaaaact
cctgagctagggcggtggtaacgatcgtctactagaaaatcactcggaggtttctgatgcacttctgaacgatgcttccgcccc
aatataaaaagcgtattcacaccaaatctcgttatctttaa

>ORF23

atgaaagtactgtattcagtcagatatcaattgatggcaagttgacgatgggcaaaggcgcacccagcaagccgttgttcagaacttg
atgatgatgacatgctgtttattcataagttccgcgcggaagtcgacgcaatcatggtaggcgcaatacaattgtactgacgatccaca
attgaccaatcgtatgagtcgggtcgtaaccaatcgtatcattcccaccactccttagatctgcctacttccgacagttttcaaatca
ccagagaaaactattatcgcaactagcgaacaggctcgtgatcgaatgggtcaaacataatccgtgcttggaaaggaggtgctctt
gcccgtgcaaaagcatgctgactttacacgactttccctatgctggaggcgcgccaataaaccacatcatggttggaggcggtggcca
cctgaactggcaggtattcaatctgatctgtagatgaaattatactcatgaggtgcctatcatcataggtggtgaggcaactgcaacg
cttctgacgggggtgggtatcgggatcaacatggccaattctgttctgctgcatgctttagaagcagccccattacaatctcatgca
ctcaagcgcgaatcgaacaatcggagcccgtactga

>ORF24

atggagcaggaaaagagttcctgtttgcgctacggcgtgacccttaataaaaaagatctgtcacggttttgggaactacacagcactaca
tgtggagcacgattaaaaatgagtacgctcactgaatccatcgaccacttgatggcacagatcaacagcaattaatgcgctcaatc
agttttgaattgtttcaatccatgctggcgtggaggccttcaattactggagcataccggagtgccctgtgcccgtgaccttctgctcc
acgtaatttggtcagcttataattgaagaaaacgaaattgctgattttcaagaggtatttgggtactgatgtaaaagagagtaaac
gaatccggagattttctacggcgcccaagggactggagtgctacactcgtgcatgctggttattgaagactcccatcacggtgtaccg
tgcaaggcggcccatatgtttgataggttgcgtcattccagctcattcagcaggatctgagcgtgctgatctgatcggcaataatcatt
atgacatcaagcaatggttgcagaaaaatag

>ORF25

atgaatgcgttcgaaccggctcagcttgaatacagcctgaaaaagctgggatacagatgccgcccgtttgcaggccctgcgcaagaag
ggactgtgctgaaagggaacacgaccagaccagcttgcgtgctcctcggcagctggtatgcaactttcgttatcaacacgctga
gctacatgaccccgagcatgacggagctctgctggcgttgcattgacacttaacctgtcccctgtccatacagatgagcgcctgcatag
ccctgatgctgagcaaaacagttatgctcgtctacacccatgaccttggcgggagcgggctgataccctgttcttgcgctgaaa
acgcccaggcgtggccgaacaggtcagcaggtgatcgaaacctcaggcgtgaccaaggcgtccgtccgggcaaacgcttctgt
cccggcaatccagtgctctgatgcgataa

>ORF26

atgaaaatccggctccacatcgctgcacacactcaacgaattccgcgcagaagtcctcttcaaaaagggtgctgagtggtttggcc
aagcattcaaggggatgctgtttctggcaacacttctggtcattcggcgctcgggcattacgctcatccagcagcggctccaaaaggc

aaggcaccgggtacgggacgattacagcaacggaccgcaaacacgccttaacaacacacctctgaaacgagcactggcccgagag
cttgatcgctttggctacgggtcatcggcgaccgagcttttgaccgctcattgcagcgttaaggataaaaatccagagcttgggaaggctg
a

>ORF27

atgaaaaaatgtattgctctgctcctactctggtcgtctgcaagggtgattggcaggaacggcacgtgatgaacagaacatcacgtctt
acatcgacagtcacggcaccgaacagatcgcgttgcttgagaagctggtaacatcaacagcgggacagacaacgttgagggtgct
gtcaaggtcggtaacctgatcaagccggagctggaggcgttgggttcgagaccgctggcacgacctgccctcggcaatgaaccatg
ccggcagcctgtgctgctgatgacggcagcaagtctgcaaaacgtattctgctgataggccatctggatacggctttcctcaaaacg
ccgctttcagacgttcgcttacctggacggcgcaaaaaagccaagggcccgctcattgatgacaaggcggtggtcaccgat
gctttatgattgcaggcgtcaagcacagcggcgctggaaaagatgaacatctcggtagtcttgataggcgatgaagagctggcg
gccaaaccgaccgagattccagagagtggtgatcgcgaagccaaagaagcgcattgcgctgggttcgaattcgccttgcgc
ccaatcaactgatcaccgagcgaagaggctgagcgaatggtttgaccagcaccggcatcgacaaacattcagcagcgtcttca
gcctgagaccggtttggtcgtatgacgagtcggccgagtgcttgcgagattcgtcagaaactgcgaacgagcagggcctgacc
atcaatccgggactcattctgggctcaacggctggaagatagcggcagtggaagcagggcctctgcgaaacccgaatgaaggacata
gctgcccggatcacgctcgtgcatggtgattgctcagcagtgaaagaccagagggcctctgcgaaacccgaatgaaggacata
gccagtcaccgctgcgcgagaccaacagcgcacctgaaaataaaagccatcatgccggtcatggcgatcgcgaaagcaatgcc
aactactggcagcctacagtcaggtcagccaggtctgcagcggacctgcttggagtcggcgcttcagcagaacgagggcgcgag
atatttctatgtgaacaagtatgactgcgagcctggacggtcttggctgctggggg

gcaggtgcgcacagtgaaaatgaaaccatcgagttgggtccttggccgtggtgacgaaacgggcttatttctgagccgctatgg
taaccagtga

>ORF28

atgaaccctataacacacagcttagtcatcttgggtttcaaacgctcaaagctcagcagcgtggcgcccggcggttaataaagtccg
aactttgttcgagggcgaggcaaaaggagctcccgttgagcattcaacaccgctgatgagatcgtttggcacgccagcagggcg
cgtgctgaaatcaatagacggcagagagttcatgctactgctgcagaagtaacggccgcaaaacagcagcaagaatttcg
attgagggccgcataccgctattccattgacctgcccagccgggtcaaaactaaagtctttatcgggggatcgcctgccggaga
agactgcggcgcgattactgaatatcttgggttacgaaagtcgcaaatagcccatggtcttatccatggcttgcgggtgagtaagga
aggctgaagtag

>ORF29

atgactactctgaccaccagacagatacaactcggccacgcttggacatccgttcatacaggcgctggcctggccctggactgggtcgc
cgatgtggccgaaaaggctcagagaaatcgccaccaaggccgacgcctcagccgtgacttgaccgcgcgcgcaacctgtcccgc
agcctggggcggtctcagacacaccatgggtatcggttctcggctgtctcaggcaggaagagctacctgattccgctctggcgg
cggacgagaaaaggccagttgctgacccggctgggtactcagcaactggactcatcaagcacgtgaacccgggtggcgcggtaa
gaggccaccggtctggtcacggttaccggcaccgcccggcaagtctggaccgcactttccgggtggagctgcgtctgtttcgcga
ggtcagatcgccatctttggccaacgctggttggagattcgcacatcagcgttgaacagccaagtcaccgatgcgagatcgat
gccctttgcagcgtttcagggcaattggcagccgctccgacacctggcgtcagcagtgacgacgtggtgctgctatgggattacctg
gagcaccattacgtaacgccatgcgccgctgaacgcccgttattggccttgcgtggtcaactggcgccgcttgcggcagcgcga
gcgcgctcaattgtcagccgctggtggggcggcatcgcaaaatgaccgaaacctatgagcaactggcctcggccctgcaccgctg
gggtggcagagacagttttgcgccatcagcgcgctggtcaccgagcgcgatgggcaactggtacaagaagcaaatgacatcaac
gtcgaactctcagccgttggcggcagcggactcggccatcaggtacgtccggccagtgaggcaactttgcgcctgcccgtgct
ggtgaatcgggccaactggcggcgtcaccacaggttgattttcgccttgataacgaaccggccaacgccatgtaaatgctc
gatctgctgactcccgggtaccgcagccggcagaagctgatgacatcaacgaggccagcgaagtgcagcagcaatggcaccgc
caacaatccggctcgcaggctgtgctgcgaggcaaggctccttactgttggagcgttacccaacgagcaggaatgaacgcgctgg
tgatgtcaccagcaccttcaagcagagcgaagtggtgagcgtcggctccggtactcaagagctggatcgacaagaccaaggcacc
agccccagcagcgcgatggtcggccagcgtctgatctggcggtgacctgtgtgacgctttatcggcgcgcgctcaacggcg
aggttgcagttcccgaagggtgcgacaacatgctcaactgacctgatcagcagattcggcaacgaagactggatgaaacaatg
ggcagcagccttcaaaaacacctatctggtgcgcaagccgcttcaagaccagctcatcgattggcgggcagcgggtgaaga
acgcgcttacaacgactcatcgcactctgcttacaggcattgcaacaagcgttcagcaacagtgactggtcaagcgcctatggtgca
gaaccgaggagcctggcaggcaatgctgacactgaacgacggcggcatgactcgttccagctcggcgttcagcccattgccaac
atcgaactcaagttacagcgtattgccgagcaactggacgagttgatggtgcaattactcggcgcctggagcagtaactacgaagccgg
tggcgaagacgaacgggccaaggaaggttatcgcaacctgattgccgcccgtcgcgaccacggcagcggcaaacacgtg
cttggcgaactgctcgttcatgctgcttccggaacagcagttgcgcgaccttacctgaacggtgatttcgaccgacctgccagcagc
ccactgcaccggtcagggcctcggcaagcctgaagtgaatacgcataattcggcgaggccatgcagccactgccacggtgaa
ataccgcccagcaccggcctgagcggcaataaccagaccgaacaccgttccggcagcggccttcgacctgtggcaacgcga
cctgcgcaacctcagccgtcgcagcactgctggaactgtgagctcctcggaggccatgcctcgtggtcaaggaactggtg
gtctgcggcagcgcctggacttgcattgcagctcagcaacgcgctgctcaagcgcgccagagcgggtgctgcaagaaaacctg
gtgcagcgcgaagtgcgaccgcgaactgctgctcaacgacttccgctggttcgggcacaccgcccagccggcggtcagcgg

ccaacgggctgctgggtgccaacaaccgctgtttgcttttatcaaaaggaaatgccagggcgctccccgacctcgcagcgaagc
cgacgaccagagcgtgatttcgccgatgactggattctggcattgccattacaccagaaaaacgctggccaccgcaagggcaaa
gaaatcactcctgagcagaacgaggccatgggcccgtcatccaggcgtcaaaagcgagataa

>ORF30

atgaatataaatcgacaactgcctgtatcaggctcggagcgattgttactcccagcgtggcgctatctgccaggctgttccgaaaggc
attattctactggacaggatcggcatgattttaccgttttctgcccaggctacatgtggatgcgagtggtttgtctgcaatagacgattga
tgataagttttctgacaagcactcagggctgagcctcgaatacaggatgtctatccggaggaatgttctgccattatgcataccg
ctcaagactattctagtcacctgtaaggggggaaataggaacccgctgtaccgagaggtcaataattatcttgcacttcaacatgaga
attctgggaggaagctgaaattgataatcacgacgaaaagctatcgctcacataaaaatgctttcatctgcgcttaacgtttaatggat
gtcgcgcttttagaggaacggtttatagggcattcgggtgatttagataaccattgctcggctctaccatctattcgatcggggcggc
gtacgtagagcccgtttcatgagtacaactcgaataaaggacagtgccagggtttgagccaggcagcgaacaacatagctttcc
agataagcctaaaaagaggcggcagcattcgggatcttccaagcgcctcagaggaagaaatcatgctacctatgatgagtgagtt
cgtcattgaacatgcatccgctctttccgaaggaaagcatttattgtattaagttagattga

>ORF31

atgaatcagtcctgtatcgggtgccacggtagcagctaccctcagctcaatccacagcatcgacggcatcgaaggctccctctgga
tcctttcacaacagctcggcggctgttttcaccctgcctggtagcagctctactggggccatactttctccgctcatgagcaggtattga
ggcacacctattccagcaatataaaggaaagttgctgcagcagcggcccaaaaaggaccgctcggcaggtgtctgacacacatgaa
gagggcgttttctcaatgatcgtacaggagcgaacggccttaaaagtcacccaagtcattggcctcggatatagaactccagac
agtatgatcaaaaaagcgttgatgaaaaagcggccaccggttggcgagcgtttcagacgcaatttctgctgattcatctata
cgagctgtcttataggccgatcaatcatcatctcgggtatccccgaacaatgatgttcaccggttgcgaggcactgaaaagtggtttg
gcaaaagctgtcaagacctgattatcaagtgtctagccagctcatagaggcatcaagcaaaagatgagtgatggcgaggtcatgag
tcgtttcaaacgggtaagacctatcgtgatgaagcgttcatgagcacatcaactcatatgcaggttcagaagagttacctcggcgtta
cgttgacctcggctctcatcagctgtcaatataggcccctttcgaaaaatccatacagggacgaagcgttatctcggcccctgacgcc
ttcaaaagtaaccggtctcgcgaagcaggacgataagtgccagctcgtttgaaacgagatagcagataaattcagacgagtaga

>ORF32

atgaatattaacccttcctggcgctcatggcagcgcctactcgtcgcctcaaagtatacttgaaggccactggaaaagcactcgcg
ccttcttttcaaacagttggggcggctgttttcgcccgtccttgggtccatcgctcaagcagccaacaactgtccgccagtcagcaga
cgctcagtcagaattactccagcaacattcaggggacgagccgcacacgccagccgagagcaccctcgccacgcctgtcagatacg
ccatgaagcagggcgttctcaatgatcgaacgcgagcgttggcgctcaaggctcttcgggaggaatgttctcgggcattgactccg
ccgatgccatgattggtcagcgcctcaggaaggattcaaacccaaaggctcgcgcttttagtgatgatgagttctcggcgttacct
ctacacaactgcctctacagacctatcaatcatcatcttcgggtatcaacactag

>ORF33

atgagctcagtcacgcacaccaacacgcccgaattggcggtagcagctcaggggtctgccggtacgcagtgctgagttctatcgtgg
cgtgatggtcagcctgttgacgcgagggtagcgcagcactatttcgacaaggccggggcagctgatcggcagtcgcatccacgttttc
cagtcgtttgaaatacgggtgtctgtgcgctgtgaacctgatgcaaatcgtcagctgtccggggcttctgtttatgaaaagtgctgattca
ggttggcgggtgagcctgaacggcgaagcggggcagtttagtcgacagctgtgacggacgtgacaacccgcccagatcgaatac
acgggctgttgcccctttggcgtcaacgaatcagggcgaatgaccgagcgttcaactatggcgggctgccactgtgagcataac
cagtgcaatcaactgattcggcatgacgatacggcaggtcgcgcttctgctcgggactatggactgtcgggtagggcgttgagcga
aaaggtacttctcagtcgcccagcagcccggactggccacttggcagcctgatcgtgatgactgctcagcggcgtcggcctgca
gacgcgctggccttcaacgcgagggcagggcagcactggcagactgacgcaaacggtaatgtccagcgtttcagtcaggtggtggt
ggcactgacgctgttgaactgacctggccaatcggcagcagcggcaaacgctggtcagtgcaattcactacgacgcgttcaatc
aggccgagcaggagacggcaggaaatggtgtggtcagtcgctatgtgatgatcaacaggacggctcggctgactgagctcagtcgct
atctcggcagcggctcagtttgcaaaaactgaactacagctatgaccggcaggtaacgttctactcatcaacgatcctcgaaccag
accggtattgcccgaatcagcgtatcagccgataaaaccgttactgttacgacacgttctatcagttgatcgaagccacggggcgggag
gtcagaaaacggggccagccatggtcggcgtcaccggctcgaacctctgccagcgtcgtatccttggcaggtcagcaactacacac
agcgttacagctacgacgtcgggtaacctgctgcaaatgcgccacgaaggcgcgcaacactcaccgcaacatgacggtgatc
ccgacagcaatcgcagcctcccgaacatgacaggtatgtgatttcggcacgagttttgatccaacggcaatctgctgcaactcgtg
cgtgggagacatgatgctgggatgtgcgtaacagttgaggcaaatcactaccgtgcaacgtgaagacgcaccgaaatgatgaagag
cgctatgtatcagcggccagggcagcgtcggcaagatcagcaccgagcaggtcgcacactgaccaatgaagttcg
ctacctcgggactggaagttcggaccacggcggatggagaaactctcagctcgttacggctcagggcggctcgaacagcgtg
ggtgtgactggaagccggaaccagggcgtattgcaacgatcaggtgctgttacagcctgggtgatcatctgggctcagcagc
ctggagcttgatcagcaaggcggcctgatcagccaggaagttattaccctttggcggcagcggcctggtggggcggcgtgtagt
ggaggccaagtcaaaaacagtcggttattcgggtaagagcgcgatgccagcggccttattattacgggtcaggtattacgcgcccgt
gttcagcgggtgatcaatcctgaccggcggggatgtgatgggtgaaatctgtacaggtatggtcagaaataatccgctgtttacgtt

gatgcaagggccagcaacctgaacctgttccaaaaactatccaccagatctggataggtgaaacaagaatgccttgagagctcag
gttagcaatacaacagaaccgttgaatggctgggggtataaagtgaagttgcatctgaaacgaggacgccggaagcttattcgga
aatcgaagagatctgagatccgaagtgggtctgctcctgattcccagggttttcaaaactcaaggagaagccgctttagcggcctatg
aagattccgaagaacaatcagaattacgcttccggttagacggtttatcgatgcataccggtcatgagttggcgggatttattcagatg
tcgatgacggttatgaggtgaggagactggcgggaatgacgcagttgggggataatccgctgttgcagaacctgatgaggtttgacgct
ggatcctgtcatgtccctgggagccccagaattctgtgaaagttttatggtaataacagctcattgccgctcattcaggtgagggcgt
tacttgacatgatgggggaaggagcgaacgatatgatgaagccgttgagggcggaagttatccggatccgacgggcatgaacggta
taggtctaagctgctctggaatcctaaccggcagtaagagttcgaacgttatcgaatgtagtaggccccggctgtttacagacacact
gcacgcttcggacacagcatacgggtgagcttttagtaatctgaaagggcgtcgtcttcaaaaacagccgttcacggttgcgaccaa
gccaagagatgccgctgcatcgcatataaaaagcggcgccgcaaacctggcgctga

>ORF34

atgccgatcaccgcgcagcagttgctgcagatactcccagcgtggccagaaagccggcggttttgcacccgtcctgaacacagcga
tgagcaagcaccagatctgacgccgctgcgcatcgccgttcatcgccaggctggtcatgagtcggccaactgcgctacgtccgc
gagattggggggcagctccgcagcagctgggtatgaagccgcaaggacctcggaataccgtggcggtgatggtcgaagtac
cgcgggcgccgctgatccagatcaccggccgggccaactatgccgaatggcgagggcgtggcctagacctgatccatcacc
ggaactgctcgagcagccggagcaccacaatgtcggcagcgtggtactggagcagccgtggcctgaactcgtggccgacaaa
gggactttctcaaattaccggaagaatcaacggagggaccaatggactggcggatcggcagggcgtgtacgaccggcgctgaa
ggctggtgctga

>ORF 35

atgaatcaacagctttaggtcaaagctgtctcggtatcgcaagcagcttgcgatgagcgaggaagaagtgtgctgggtcaccacatc
ccccctgagcgctgacgtcagttgaagccggctctcaggcgctacgggtgatgaagtcttctgcccgatctctaccactgcaact
tcaaattcttcatctgaacgagccgctcgccccctttagcagacggcaaatcctgtatcgaggcagggagctgagttcatcaaggag
gatcgtagagccgtccaagaattcctgtacctctcgaacacagaggacttctgatgagtgagttgaaggctatgaagctcgaattccg
ctgccgagggcttctgggaatttaagaatgatggaatccgagcggctgaagccttgcctttcaatcagcaccacacaaacgcccgtg
cctcgggatgtgtatcaggagattcggcaaacggagtgatgtgtccgtagaaagcttgtaacttaacattcggggcttttctggct
caccacagcgtgggaagtgcattctgtgcaactacagcgaagacgtataccggcagcggtttagcgtgctgcatgaattgctcagc
tctttcgatgagcaggggtggccccagttactactccgtagactaaggctgacctagtcgaagtgaagcacaacaccttgcctcc
cggatctgatgcttccagaatcctccgacagctgccaaccctgagcaatggacacaggaataccagattgggctcatgagtt
gagctgagctgctgttccctgggcataggtctgaagtccgagggcttaattagcagcaagcattccagaggataaagctgaccgag
ttcctcgtgaactgaagattgaccagaattgccggccaattgacgacgcaacagcgtgagcgaaggtaagttactggaaaagg
ggttatctgacagctacgtcactgtgcttagcagcgtcagagccgtggcatcatcactcaaggtcgattggctgaagccttcttagtga
cttgggagggccttaagaagctgctcagcctttaggaagatcgccgaatggccattga

> ORF 36

atgaatacaacccttggcttcttattacagaatcaacagcgcactctttagggccccccccctcaattcatctgctgctgctccgac
aagatccctgtggcgtatgataaagcggctgaccctaacgctgaattctataaccaccgaggaaacgcccgtgttgcggctacaaaa
agtcggaggcaggacgctattttagagaaaatgtctgagaaggaagcaaaagatccgagggcagatctgggaaactacatg
aaagccttgacgaaacatgatgctgtatgacgacaatttcacgattcaaacagcagctttttaccttaatacggagctgcaaaaaag
catttcggctcagctgggtttaaatacaggacattcaggtgaccgaccggacgaggtactcaccggcagagttcagctacgtgacc
gagaagctgaacgaacgcaacaactgaaagaggatctcgtgacgcaaaaaattgtgatgacgctgctcagaccattacaccga
aaaattcgataaccggcacaccctcaatctggagagttacagcaaggtcatcgactacggacagatctttagccgcaatcatattggca
attcatggacacgattatctaccagatcgagcgaatgcgccgaagcgtgaggaagaaccaaacccttggttgatgtgacgcttga

>ORF 37

atgggcctgatcggcgtcaaacagaacaaccgcaacaggcgcagacctacctgacgcgctgcaagcgtgctgcccagcgcct
ggcagggcggctgagctggagcaggacattgccctcggccagccgcaaaatcaggcgtgctggatgatcccagcgcctggccgac
gcccgtgagcgtgacaagggcagccgggttttccaggttcaacggcgttgcctcaaggcactgtcggccgagctactacac
caacctgggctcaacaatgaggactggcccagggcgcgcaagggtttgaacgcctgatgcccagaaacctgacgactcagttctg
gctgcttcttggcaagcactggcccggcgaagacagccgcgccaaggcctgcccgtctgcccgcgctgagcactcatccg
gacatgcccggcgtgcccgatcagagctggcgcagtgccgtggtctggatcggcccgcctgcccgtgcccgaagtgccactgttcgacg
cgtttctcaaggttcatcccagcagatcaggaaatccgaccagttgaacaagggtcggcagcagatgccagcggcgtgctcagg
ctggcagcaagaccgctggtggcgcgctggaaggcgtggaaaaaatgatcatgtggcggcgaagaagccttggccc
gcctgaaaaatcaaggcggacgatccaacgtgctggcggcctggcgtggtgctcagcagcagaaccggtgctgaagccgaa
caattgctgaccggcgcacgcgcccagcagggcgtgctgctggaaaaacgctggaacacgtacagctctggacctcgtgca
agaggcccgtgacctgagggcaaaaggcagaccggcaaggctcaagcgttctggtcagggcagcggcgaacccctgacaa
tatcagcgtgctgttaccctggccgacgtgacaggtgagggcggcgaactggacccgcaagcgggctatcgtcaggtactggc
gaccagcgcggtaatccgaggaatccgcccgtgatcaacgtgctggcccagcgtggtcaggctgatgaagcgttgcgctgct
gacacattgctccaggcgaacaggcgaacactggcgacagcgtcgttcaaggcgtgctgctccaccagggtggcggcgtggc

cgagcagcgtggcgtatgtcgcgctgccaggtggcctgaaagacgcggtgaagaacgacccggacaatgtctggacgcgtttgat
ctggcgcgctgtacctcaagaccgacgaagcgccaaggcccgcgctgatcgacgagctgctaaggctcagccaacaatat
cgatgctctacaccagcgcgctgtcagtgaaatgggccagtgaggcagcgcgacaccggttacgcgcatcccggtgat
cagcgcacgcccggacatgaaagcgttctgacgaagtcaccatgaccgtgcagatcaatctggccatcgccggcgcggt
cagcggcaggaagcgttggcgctgctcagctgtcaaccggctgcagcggcagcccggagcgtcaactcacgctggccagcgc
ttacatcgatgcccggcagcccgcgcggtcggaatggcccgtgcggccatcgtcaggccccttggcctggccgacctgat
ctgcaatacggcgtctgctcgcagcggcgatgacgtgacgtcaatgcatcctgcgaacgtgacgggtcagccgatgagc
gtgcagaccgcaaacgtttgatgacctttgtaccgctaccgattcgtcaggccgatctgctgctgaaggcggtgatctgcccggcg
cgtacgacacgctggcacctgcttggcgagcgcgggacgacattcaggcggtgtcggccttcccgcgatgtacaccgccaatgg
cgacagcggccgagcgttcgagctgtacaagccttggcagcggccagccaatgacccgcaagtgttgctggcgagccgatgcg
gggtcaaagcgtatgattatggcttggcgaaaaagccctgagccagttccgcaactggagcgtaacgacccgcagaccctgacg
gaggccgcacgtatctaccaagcatggggcagaccggcgggccaccgagttgctgcaaggccgtggccatcgaacagagtg
aaaaacagcgcgcatggctgtcaggtgtgtcagaccagcaccagctgtccaaccggttgcagcggcggtcacgtagcctgg
cggcggtcggctattccggctccggctcaggtgtcgtcagcggggagagcgttgaacaaacagtgccctgaaatactgcc
ccgctgacaccgcttaccggccagatcgccgaccacaaccgctgtctgcccacgtacgcaaagtgtgcgaggcaatccgttca
tggcagccaccgaccgcatcaggccagcagcagcagcagcagcagcagcagcagcagcagcagcagcagcagcagcagcagc
gctgtggcgtgcgagcaataacagc
gtgataaccgggtggcggctgcgctcagcgggtgtcggtgtgagcaaacgtgacgttgaagtcagatgacagcagcagcagc
accagcgggtgtcgggttcgagc
tatcggcaccacgctggttcaatacaccagcgttccggcgggcgaggtgtcagccggcgttgggtaacaaccggacctg
cgctacggcctcaacgtgtcacggcgtccgggtgacggacagcgtgacttcttggcgttccacagacgagcgcagcggcctgtcctg
ggcgggcgtcacggccaacggcgggcgcggtcagctcagctatgacgaccagaccatcgggggttatgctacggctcgtggcaca
aactggttggcaacaacgtgaaatccaacaccggagggcgaagtgggtggcggttactggctacgtgcgaatgccaggacagc
aaactgaccgagcctgagcctgatggcatgagctatgacaatgaccagagctacttcacgtacggccacgggtggctatttcagcc
cgcagagcttctatgccatcgcggtgcccgggtgatggggcacagcgcaccgagcgttccagctatcaggtcaagagctcgggtcggggtc
cagcactcaagcagcggcgccgaattcttcccgcagcagcagcagcagcagcagcagcagcagcagcagcagcagcagcagcagc
caaaaccggaattggctacaacctgagcggcgaggcaggtacaagctcagctcagcctgttcatggggccagctcggcctgga
caatgcccgggactatcgccagctcagcggcgcgcttacctgcgttacctatgttcgaggacataaccggcccgatggcactcggctca
gccctaccgttaccctattccaactga

>ORF 38

atgaaactgatacagacagatccgctcgcagggctcgtcagtcgcccttctcagggacctgccagctcaggggcgcaagcgtcaat
ggctggccgagcgcgcccgtcagttgcactgggctgacggccgcccagaggtcgataacccttcaaaggcaaacgtcgtg
aagacctgtgctcatcatgttcgatgacctgtcgtgcacaccctggtcagcgttacgcggccagtgaaagcctcgcagcagcagc
agcaggtactcagcaaacgtatgccacgacagaaataccgtggaacggcgcacgtctttcacgggctgtggaacacttcgaca
ggctgttgcctatcgaaaagagcatctaccaactcaactaccgagcgttcaatacgcgcacactggagcaggaagaagccctgtacg
gcaaacgtataatggaacaaccattagtcactgctggaagtgcacagcctgagtggttcttgagaatctgcttctgttggatttca
ttgattga

>ORF 39

atgcgactgactactaaaggcgatacgtgtgacagccatgcttgacctggcgttacctgcgcagaacgggcccagtgctctggccga
catctccgagcggcagggcattccctgtcttctcgaacagttgttcgcaaacgtcgtcgcggcaatctggttccagtgctgtggtccg
ggcgcggttatcagctgtctcgtgacatgaaaggcatccaggtcgcccaagtcgtcgcagcgggcaatgaaatcggtcgtatgccacgc
gttgcaggggctgggtgattgccacgctggcgatacctgctgcccaccactgtggtgctgatctgagccagcagattcagcaattct
aagcggatcagcttgcggatctgtcactgcgggtgaggtacaagaagtcgtcagcggcaggatgagcggcgtggtcataaccaca
cgtcgaactgggtaagatcgaaacgtccggcctcgaatga

>ORF 40

atgaataccgtcagaaaaccataacaccacggatgctcagcatgaccgataaaaacggcaccatcgacaacgacgtgctgcact
gttccccaaaaccggcgaccgcccaccagcctgtgcccttcaagaggcctaataatcgccatgctcccgggtgcgtatgctgtggatc
gctcgcgctatgagcgtgaccccgcgaactgaagccactgcccgaagacggccaatggggccacctgcccagcgtgaaaactcgc
agttacaccttacgcaactgtacgacggctacgtttacgtgttcgagaaacggccggcaggttgcagcaatacgcagcctcagccag
cgacggccatctgagccgatcgtctggaccgatcacacatcggtaacgaccagcgaagcgggtgcccgggtgaagggcaacccttgt
gctttaccggcgtgaccaccgctgacatgcctttctcccctgcaatggacatggcgaatgtgcgagcagatgctctcccacgcccc
aagccggcggttggatgaaggcgtggacctggccagctactgcctaccatggccgaaccggacaccctgcccgtggatcgcat
cgccgaggccgtggcgatcgacaaagactgtgttggagatggccgtttgagattcggcgattccagtgctcggccgcatc
agaaggtgcagaaccctatccgttatgggaccgctggggcgccgatgtcttctggcagggcagcgtctacgatcaggacagctctctgg
tcattgccctcaatgaccgctcggcttcaacgactgggcatgacgtggcgccgatcaggcggcttctgggaatggcaagcgc
cccacgaacacaagatccagattgccagaccgtcggccagcgtgtcgggtgcagagagcgaagcagagaagcgtccagcagcgtg

gcgcggtgatgcgctgcgacgcatcagfacctgagcgaggtcgaagcctactttgaacaatgattcttgaagaagcacagatcagc
agtagcaacgttctggagattttctgctgctgccggacatgtcaagagcctggacatgcgcaaatcgatcgaaacacgttatggcagc
gcgccgaccgatgagggcgcgaggcctgaaagatcgccacaaatggcgcgaggtcgatctgagcagtgcgctcagtagc
tttgcagcacctgaccgaccggagacaaacgctgcaacaggtgctgacacgcaaagcgatttccagcactggcgccacatatag
gcaccgaaccgctcaagctgttcatcgacaccacaccccgaacccctgctgtattgagacgacatgctcaatctgcagatcatct
atgcgagcagcagcgccgcaaatgctgctgcccagcaggaagccaacaccagcagcctgtttggcaccctgctgtatggttttgc
ccagcgctcaagcagccctgcatcaggaagccgacgactgctgaacggcctggcgacgtcactaatctggccacgctgcatcggt
gaactcaatggcgtgctcaaccatcagggtttgcggacaagccgtggatgaaggcgtgaaacagcctgtcaagacaccttcaag
ccctcgcgcaactggccagcgggtgcccggcaagccaggttgaaagtgtattactggcatgggtgccatcgacagccgcatggccct
tggaagcagcagaacatcgttgcctgacccctgctgacggccagatattgctgactcgacagcagcgtcgcgatcaatg
agcagacagtgaccaagctcaaacagtggtgaagtgaagtgcaagtcctcaacaagcaaatcagcagagctggtgcgagttggca
taccgcaacgctacaacacgcgccaaagcaccgctcgaaattgcaaggccataaaacacaaactgcgcttcaagactgagcat
ccctgacctgctgacttcaagaacaacgaatacgccaaagctattgaggacgagattcgtcagtagtccagctggcaaaaccctgcg
cagcagctggtcgcccgccaaaggtgagccgactggcgggcgttgcggcagatcacctggggcgtggtcatgcttaa
cctgatcaataaccgcttctctatcgggaccttaccgggacgggatttcagtagcaagacattgcaaggtgacgtatggattggg
gtacagcttcaatctgttggcgttggacgcccgtggagcatcataagggacgcaacgccagcgtgatcgatggcaaga
atgtggccattctggacaggtcc

agtgcgtactggaagccaaggaatgcagcgtgggtgatgcatgacgtgggtcagggttctgatggtggcgatgggtgggtttgg
gcttgcggcggttacgctgaattttgatgttacagatgattttcacgcagctaaacatcagaagaacataggaattggcatcaagg
ggtttccgtagtgggtgatgggattgggtgctgcccagcctaatggcaggcatttctcccgtggcgttttaccgattatcgcaatgagtc
gtggtcagcgtagcgtactggcagcaggtgattatcttttctacgtggtcccttaacttcaagcaagacagtgctggctggtg
ctacgcaagtgtgttggccataaccgaactatcgctatgctgagactgcccgaaggtaagcatgacgaagtgcgagcgtgatgg
aaataaaatctccgaggtccatgtaaaaagcaccgtgaattatgaaaaccgttatttggcaaaaacgatcactacagcgtagcg
gtacaaaatggcggggggtacaagtgcgcttgcgaatcttctacggggctgctcgtgattcaatatgtagtagcaagagacca
tggggcgtgctcccgtagaaaaatagatcagccgatacatgaagcttttctggaccacgggcaattcaggaaagtcgaacagttcg
ggatgtttaccaacaagcctgctggcaagggcagtggaagactatcctacccccgatgccacctgaaaacgaagacctcatctggg
aaacctgggtgcccctcgacaagggacgcaacgtatcttgagttgcaaatctggtaccggccaatctttaaactctggcgagacgata
gaagctatctgttcagatggagcttggcacaagggcagatccgctattgacggcctggctgagtggaactcgaggtaaaggtatca
agcaggttggcgtctgaccctagaagtgcagagggcacacctgtatga

> ORF 41

atgtgctggtggcgagcctgctgggtgctggcaggcatgaccgatgccatcggctcatggccaccggcgatttctctcgttcatgagcg
gcaacaccacgcccctgctgggtggcgatcagtgatggcgattgagcgtcacactccgctgcccctggccatcttctgcttattgcccggc
aatgcactggcggttgcgttgcgcccctgggcaaccggcgcccctgccccttactgctgctatcgccacgctgttgtgcccgtgcccg
cgtggcgttggcgaacaatgcttcccctgatctggcgatttctggcagtgggcatgctcaacggcgtgctgagcaggtcaacggg
ctgcccgtggcctgacctacgtgaccggcgcgctgctgcgactggggcgcggttggcccgctggatgctcggcgaacggccggat
ggctggcgattcaactggtcccgtggccgggagttcattggcgagtgatggcgcggttctgaaacatgcttggggctcaatgccc
gctggtcagcggcagcctgctcagcgttaatggcgtggtgctgctgaaaaatcccgcctgctggcaacgtcagtagatgccgctgta

>ORF 42

atgagagggcttgggttctgagcatgaaccaccagttcagggcaataccctgttcaagaataagcgtaccagctttccgcccct
acatcaccatcttgcggccgtctccttaacgagcaccagaggtatcggcgaacctcttgcgctatgctggtgaatcatgctcatt
gtctagcaggtcgagacgacttctccgacgacatgaggaagggctacaaagctaataaggcgaccacaaccgtgaaatctcgc
gcatgtgagtggttacggccaagtgaatgagggcagaccttctccgctcctcagcaggtgctgtagtgtagagagtcattgag
aaggactcgtgccagtctacgaactgccttggccacttcttctcagggctagaggggcaaggcacctgagcgtcacgctggctt
attctcctgcccagcagcaactcgggttgactatctggcaactcagatcagttatcgccctagtgaaggttctgctgcttggaggaagtccag
gcctcgttaactacgacaagcaggacgaaacgaagaccctggagatgacgctgagcagaatcgagacatcactgctcagttgag
aagccgcccggaccgtccagctcctcgggtggacgttcaagaagcgaatccagaagaaaaatggtttagttgtagcccgaggat
cgggaatggaatcctccgacgtgctggatcgagaatcttaccgcccgtggttaacagttgctgacgtgacaacgaacacgcgagtt
gtatgccgaaatcaagcaagctgacgcttcaaatcaggtgctgagagggcaaggcagcgggctgttctgtaa

>ORF 43

atgggcattggcggttgcctaaaccttggctgattttaccgaagttgcccaccttacgcaccaagatttctcgccttccatcagctacgc
gcttgcgaagcagatgctcccaggtacgagtaattgggattgggtgagcgcagcgtgctgggtatgaagcgtgatcggcaggt
caaggcgtgcccgggctgctgcccgttcttggggacaaaagcagcaacacaagaatgctgtgacatttctattgcccgcgtcag
atgtcaccttcttctgcaacctggataccaagctggaagactcaagtttggatggcccacaggttagcgcagctctacactcctgagc
ttgcccgttagtgacgagggggaggatgttgcggatgcttggcgggtgcccctgctgttctgaggctgctgagcagctagcgtatgccgag
gcccgcgaagcgcctagcgcagctggggaggtgagtgcttccagcagatgcccggcatcaccaaatctcactgaacacggtgttcc
agcagggcaggggatgctggcggaaaacaatctgccatcttaccgggtaccggaaaggacaattcacgcggtgcccgaacagctcc

acgccgcagttggtcagtagatcctgtttgatccgactccacccaaaccggcgcaatacattgccgcagcgtcgaatgtttcagctcgt
agttcttctggcgtgaaacgcatgattcgcgagcacgggacggcccgctgatgttcagcaaatcatggatgatcactcagtagatgc
ctccgcgctttacggcgagctcgcgcttga

>ORF 44

atgaagcagctcgcggcaggcagcaatgtgcatgttcttgaanaatgagctttccagatagataaggtgcgcttttgggggcccacagctt
ggacagatttcgcaacaggtgaaagcgtgtaccaagcgtcccaggaggcaaggcagggcatgaatgactttcgttgatccgtgcag
gcgagggttaccgcgcaatgagcatcagtagtgatcagtcgaaatcatcgaacttacgagtggtcaaggaagagctcgcgatgga
gttcgatggtcagaccattgtatcactcatcattgcccgttggtcaactactgtggcccagagcagggctcaccgtaaatgctgcttattc
aaatgattggccagaactcgttcgtagggctgatgtgtggctttgggcacacgcacagtcagtagtcatggtggaaggatgccga
ctcattagtaaccctagagggtatccagggtgagagttgcggtttgccaatgactttggttcgatattaactag

>ORF 45

atgacgctgacgcagcgtcaggcatggcatcgcgaggcacagcggttggcgagcaggtggtgaacatgcgcaaagccagcaagg
agcacttcggccaggcggaaaatgacagccgcacatccggcgctttatcgaccagcaactggctcaactgctgaaccggctatc
catcgtcgaacggcgcaacagatcaatatttactgacctacaggacgggaccgaagtgtcgaatcccggcgcgctgtattgc
cagaaccgagaccgagaacgtttcactcaggcaactggtgcatacccaggccctgcgaccaaggccaaggatgccgtgcttctac
gctgtcgcagccgaaggctcccccttgcgcaacttgacaagcagcggtaaccgagctgattgccacgctggaagatcaccgat
acctcagtgattacttgactgcacctgaaaacctcggcgtatgcacagcagctcaagcggtcagaaaaagccaatggtgaagctca
gagaagatggcgctgctgagatcgagcaaacaggtttgaccagcggctcgcgagtggtcaaggctgtgctggtggtcgcagcc
cccccaaggctcgaaccatggcaggggaaagcattgagtcggtttttcagcgtcaaccaatcaagatgaccaatgctatgctgatt
gtccagccggtaaattcgagaaggggcgctggtgctttgcacgctggatgctccgacggtggttttccgctggttaaacagcatgta
tcactgaccaccagctttctggaagaggcaccctccagcagtagtctgattcagcaaataccggtttccaggcgtcttgagacgctgcat
gccatgtagtacgaaaaggaaagccaagcattggcgtccgccaagaagtattcaccgaactgacgctgctaccgatcccgtcaaggctg
ctgcccagctgctgtttgtcagccagagcaaaacatttacagggaaaatcacgagaccaagatcaaccatctgatcaacgaagcc
aaacggcagatgagcctgtccaccgggtacagggcaatcgggtcggggcttcgatctgatcgcgagcattgagctgtttctgctgctg
gcatctgatgctgtctcgttggcgctggcctttacaaaacctggagcgtttttcgaanaatcgatgaaaacgacctggaagggtg
gcccaggagtttctgagcggcctcagctatcttgcattaccttggctgcccatttggcgtggccttgaaccggcaggaagcggccga
aaaacggtagacgtccgcacctggtacgcagagtcggctgtagggcagggcacagatcggctacctctgctgcattcaaaaagc
ccgctttccagactcgaatgtagctgcaatggaccccaacgcttctgctgcccattgaggtagaaggccagacctgcttaataag
ccggcgggccaacctgttggccactcacgcctttatcgggtaaacccgatgtagcaacgcaactggtgcagcagcaggagttgctt
tgcgcagcacaacggcactggaanaatcgtgggcaaacagatcctgcgcatgagtcagctccgcaatccgcaatgccaggctcaa
ctgaccagcctgacaaatctctggccggcgtctctggaggaagcaagtagcgcgcaacgctgagcttcgagaccgactacctggc
tggcccagacatcaaacgcagaaaactattccgaaatagtcgctacgtggaaagcgggtcaacagacatcaaccgctgctgagaa
gcccgtgctgcaacgccaccacgcgcagattttacgtcagttccataaactcaatgctgggaaggcactgcctttcgcgccacctatg
tgtccagcgacggggtggcatgctttagcgcggaagtgggttgggtgttaccgacaacggcgtgagctgcatcgggtgctgcgagcc
aatgctccagatggagccaggacgggttctgtagcagcaacgccaatgcccgaaccaccgggttcttcatctttgaccgggag
tgcccaagaagaacatgttaccggcttcttggcgatcacgtggcaatcccggcaggcagctgctgcaactgggtgcaacgaagc
gataaacggacagctgttgcctggttcgatgcgcccgaacaaatggtcagtagcagcctacgatctctatacaggagaacaggaactct
gggtctga

>ORF 46

atgactcagctaaaccctcgggacaaccgcccgcagaaccgacccgaatcgtcaaagctcacattgacctcatggtcctgcccga
agcgtgactacgagcgcgaccgcaatggcattgctcgcagcagtagcaaaagcggcaatgcccgcgatcaacctgaaacagattcggct
caagcccagaccagcgtccgggtcggcgaataactgcgctgagaaagctgcgtaactcaccgggtccaggccgaaaaccaggaa
ctcccgttcagatagacagcgtatggcagcgtcagctggtcattgatgctgcgctataactacgggtgtcgtgcccgaatcgcctgacg
aaacagcagatcaaaaaccctgctcaatcagctggcagaactcgcaccagtcagaactggggcttattgatcagttcgacatcaaggc
catgctgaccatgcaaaatctgcaggatctgaagcagcctgattgagcttggcaccgacgggtggcagcgtgctaggcaagctg
ggtgctgaaataattgcctcctgccactggcagatgtgcagaactcccgggtgacggttattgcccggattctcagatcggaaaccggca
agggcattggggcaaacgctgctggcacagcttggctcggcctgaagaagaacggcagcgtccctgacaacactcgtggaccggatt
ttatggtatgccatcagtagcgtatctcatgatccagaaaaccggaagccaggagaaattgcccggctatccattcaccagggccgaaaa
ccaggagcggccacgctgacatcctgaacgatattcacaaccctgatcaccacgggcaaggctgagctgtcaacgaagcaat
aattgctgttctacttgcactcagtagctgcccggaatggctggtcagcagtagtcccgatgatctgcatacggctgtacagaggtg
gggtcaactttcaacatggggtcacacttgcggaagtcaggttggctcgtcacgctggatgaactttgaagacctgatcagagctg
gggtattttcaaaaaagatggacaccgaagcagcaagtcgctatgtcgaacgcgcatgccattcttctgactgggcccagg
ccaacggttacattctaccagagcagcctgccttactccaacaagagatagaacaggccgcccagcgggttgaacactccgaga
aacaatccctgaagctgcaaacgctgatccggaagcgcagaacgcaaacgcaatggctatcagtgcatgaaagaagcggc
aggacgctgaaatagaaaaatactgagcaggaagattactggttccgccatcagctcggcatcaggctggcgggtctacgca
aaaatcacacgctgtctatcgcgatcacaaggcagctctcaccgtaaatctgccaacgacccctacggcataaaacacaagg

cgctcgtggtgctggagatctacatggcaggtgaaaacattgatgactggagactgccggggcgcaacagcaacgagggcctgctcc
catcaaccgtgaaatgcagttgtgtacaaggcgtgccagacatcaatcaaaggttcgagagtgaattcaggcttatctggcagatgc
ccgtaaggcgtatgcgacgattatcagaaagttgctgactcactgccgctcaagcaccgcatggcgatcgaatggtaggtgctgc
tacactcactcagattgccgaccaaggacgtgctggcggcgacagagagcgaaaaacatcgggagccgttgcgagggcgacggg
ctttgatcaaaagctgtctacgagggcaaaaccacgttttacagaggtttccgttatcgatgattgtacgctatcgccctgatctggagggc
cttctcaagaacggtgtggtcggtagatattttgggacattctgctcccaccctgataccggtagcggttataacggaatcacaatgcca
ttgatcagggagcctattgaacggtcagctacctgagcctggggcaagcgtgtgatgattgcagaaaccattggtgaacgatttgattc
tcaagtgcagaggtcgggcaacaccagcctccgacctcgtttcaaacgctcactggcattgccgagaccatcacaacatcgctttc
tacgtcaacgaagatgcactctttgcacactgcaaaagcctcacgcaggtagaaatagataacggtgccccagggtgcgctcgaagag
gtgtccagctttctgatacactgacgccctggccgaaatcgaaaacattctgtccggagagaaagcgttatgaggggaggagcaa
tcggtctggcgtttacatgattccctatgtgggaccgcgggcaagttgctcgcagggcagggcaaaagtcgttaccgctgggcaaa
agcctcataaccagcggtagcaaaagtcagggtctcgaattgctcatcacggccggcaccaccctgaaagacgccccgctgatcatg
atcagacagggcccctgacatgaccagtaaagcaatgactggcgtttcgcaattcgtcgtgaaacacgtcacctggaaatttctggcgata
cgataggtattggttaagccgaggtctgtagccatcatgagcaggcagcaggcccaggccgcaaaagcaagagggccaatgaa
>ORF 47

atgctgttacttcatctgtcctgcgactgtcgcgctgagcgtgtcgttatcacttttggcatgctgtcgtctgactgtttgccggcgggca
ttcggcagcagcagcgaactgatcgaatccctcaacgcctaccgtggccaggcgcagcgtgtggcgagcaggtgtccatggaa
ctgcccgcgtgagcaccgaccgctgtgtgctgcccgcagtggaacctgaacctgcaacagtcgctgaccgcgctcttatc
cgatggtcaccgtgcagggcatcagctgtcgggaccgcgagatgcggcgtcggcgtgaaagcgggtgcaggagagtttctgcccgt
gggtgctggaccgcagttcgtcgatcggggtcagccgggacgggcccgcgactggcgcacgtcgtcggcgctcgtgtggcaca
cgtctgggtgactggcaagcagaaggtcagaaaattctggagatgataacaccgcccgtaccagggcgcgtcagtcgggtcgaat
ccttcgcccactacaccgttgagctggaatcaggatggggacggccgcacaaggacactcgcaggcaatggccaatcagaact
tctttgaccacaagggcgcgacggccgcacgcccgggtgacagggccgagcttgcggctatctggccagcagatcgggtgagaat
attgccgagggcaggacactgccgcaaggtggtggacggctggtggtcagcccggccactgcgcaaacctgatgacccccg
ttttcgcgagctgggagccctacgcgatggaccccaaaagtgacgggggatttactggacagcattgctggcagcagcaatag
>ORF 48

atgccgttataaactggtccagacacatggttcatttaacagccatcggccttatcagcattccggctgcctatgcagcggacaccctgac
ccgcgacaatggcgcagcgtcggcgacaaccagaactctcagactgcaggcggccaaagggcctgtcctgtgcaagacgtacag
ctgctcagaagctgcagcgttttgatcgcgagcgtatcccggagcgtgtggtccacgcacgcggcactggcgtgaaagggcaattca
cagcgtccgcccagatcagcgcactgagcaagggcaccgtctcaaatcgggtgagaagaccccgtattctgactgttttctccgtgg
tcacggcaaccactcgcgaaaccctgcgcgaccgcgatggcttcgccaccaagtctacaccgctgatggcaactgggacctggt
aggcaacaactcccagcgttctcatccgcgacgccatcaagttcccggacatggtgcacgcctcaagcctgaccccgtaccaacc
tggacaacgactcgcgcccgttcgacttctctcgcgatgtaccggaagccacgcgcacgctgaccctgctgactccaacgaaggcaca
ccgaccggctatcgtctcatggacggcaacggcgttacgcctcaaaactggtcaacgccaagggcgaagtgactactcgtcaagttcc
actggaagacgctgcaaggcatcaagaaggggtactcccgaatgggacctgtacatccagggtgctgaaacctgaagacctggccaagttcg
acttcgaccgctggagccaccaaaatctggcctgatgtgccagagaagaaaatcggccagatggtcctgaacaagaacgtcgcac
aacttctccaggaaaccgagcaggtcgccatggcaccgccaacctggtccctggtatcgagcctccgaagaccgtctgctgcaag
gtcaggtgttctcctatgccgacgcgaaatgtatgcctgggtgccaacggcctgagcctcgggtcaaccagccaaggttgacgtg
aacaacggcaatcaggatggcgcgatgaacagcggcaaaaccaccagcggcgtgaaactacgagcctgacccgtctggaacccccgt
cctgccgatgagaagcagttacagcagctgccaatcagcggcactaccagcaggcgaagatcacgcgtgagcagaacttca
agcagggcgggtgatctgtatcgtcttacaacgcgaaagagcagaccgacctggtgcagagcctcgggtgaatcgtgcccagactga
caccgaaagcaagaacatcgtctgtcgttctcctacaaggcagacccccacctatggcactcgggtaaccgaagcggccaaagggc
atctggccaaggtcaagtcactggtcgcagcctgaaagactga
>ORF 49

atgggggttcgagctcgggcaaaagtgccgtcgggtgcagaatcgcccgtaacagcggcgggtcgcctgatcgaaggcgtatcgttcc
atccccagggcaacatcgacaagatgagcggcggcaccctcaccgacgaagaccgtgcccggctggtgacctgctgggtgaa
gaactggccgacgacctgccaagggcgaacatccgggtgctgacctgttcggcactcaagctcattatcgtgaacgctcgtgccc
gggtcggggcctgggttttcttctcgaactgagcaaaagcgtggccaccgagcgttgcgccaaccggaccgggcatctatgctcgc
gagctggtcgtatgccagttcgcgaccctggaaccaccgatggcgagccactgaccctggtggtcgtatgccagcaagcctatcgat
gtaattggtgaacaagccgagcgtggtggaaggctctcacgctga
>ORF 50

atgcgaccggtgtctatgtttccctgcgttccatttgtgctgcccactgtttgcgctttgcctgtctatcttcccggcgtggccgcccagccc
cccaccgcgatgccgtgcagcaaacctcgacaagattgccgaccgcaagctgccggatgccgatcagaaggccttgacgaggt
gcttgacgagcgtggcgtttctcaacagcaaaagcagcagcagcaaaagcgtgaccgctcaagcagcagcgtggctcaagcg
ccaaaacagacactcggacaaccagcgcgagctggcccgggtgaaagaaagcaaaagtcgttgcgctgacagcgtacggtggcct

cgatgtgccgaactggagcaactgctcagccagcgagcaccagcaaagtgatctgcaaagcgagcttaacgacgccaacagc
ctggccatcaccgcgcaaaccggcggagcggcgagcagactgaaatcagcgccaatcagacacgcatccagcagatcaatgcc
atcctcaagaatggcaaagacaacggcaagaccctgagtgccgatcagcgcaatctgctcaatgcggaactggcctcgatcaacgc
gctgaacctgctgcccagcaggaaactggccggcaacagccaggttacaggacctgggcaacagccagcagcacttgctgaccgaaa
aagtcgcccgcaggagcaggaaattcaggacctgcaaacctgatcaacgacaagcgccgagccagctgcagaaaacctggtg
cggacctgtcttggaaagcgagaaatccggtggcagcagcctctggcgaccgagagcgccgccaacctcaagctgtccgattacc
tgctgcgccgaccgacctctcaacgagctgaccagcaaacctcaagaccaagcagcaactggacaacctgacgcagaccg
atcaagccctcagcgagcagatcaactgctgagcggcagcctgtgctgtccaagattctctacaagcaaaaacagctgttgccgca
cctggaactggacaaggcctggctgacgaaatcgccaacatccgcctttatcagttcgacatcaatcagcaacgagcagatgag
cacaccgaccgcttacgtcgaacgactgctgccaccagccccggaaaatatcccccgcaactgcgaggacgctgcttgaatc
ggccatccccgcagcgacctgctcgaacgcctgaaccgcgagctgagcggctgtcaacgagttcatcacgctgcaattgaacca
gaagcagttgaccagaccgctgctggcctgcctccacgctggacgagcagatgttctggatccccagcaacaagccgctggatctg
gagtggttccagaacatctggccgcctgcaaaaacaggtcgcgacctgacctggagctccagcctcagcgagctgtcggacggc
ttgacacaacgcccgtgtgttctgccattgttactgctgatcgggtactgacctggaggcgcgaaggcgtttaccagaagctcaacc
ggctgcacgcccagatcggccacttcaaacgcgacagtcagtgaaaacccccgttgccgctgtgatcaactgctgtcggccatgcc
ggctgcattgggctggcgctgtcggctacgcctgcaaatcagtcgcgcgggcaaacgccaacctggcgaggcctgtgtcag
atcgcgctggcctggctagttctacaccgctaccgctgtgccccgcctggcggttgcgcaactgcaacttccgtgggaacctggc
caggtcgcgttcttgcgcgctgggtcgtcgcctggggttgggtgtcggcgtgtgctggcggctggcggttgcgagcagcagc
gcccgcgtggcgacgagctgtgggtatcggcgtgtgctgacctgttacgcgctgatgacctggctgtggccgattgctgtctcca
gccctacgcaccacaacgctgcgtgttccgcaagacgctgggtgtggcgttcacggcattgccggtcgcgctgttctggcggtgct
cggctactactacaccgcaactcaagctcagcgaccgtctgatcagacgcctgtacctgatgatctggctgatggctcagggccacct
cgttctgtgttggcgttgcgcgggcactggcctaccagcgtgcgctggccaaacgtcaggctgcgagaaaacggtgacag
cgacatccccgtcgaagaaccgaaactggacatcgaacaggcaaccagcagtcgctgcgctgattcgtctggccttctgtggtggtt
cgtcggcgctgttactgttctggcggagctgatcacggtgttgcctacctggacaacatcatcctctacgaatacacaagcggcac
aggcggcaacatgagcaggtgctggcagcagcctgagcagcttctcgggtcggggatcatcctcgtcattacctttgtgctggcgggcaa
cctgcccggctgtcagaggtgctgttctgtcacgcatgaacctggcgcaaggcagcgcctatgcgaccaccagcgtctctcctacac
catcggcggcatcggcttctgaccacgctgtccacattaggcgtgagctgggacaagctgagtggtggtgcagcgcgtgtcgggtg
gcctggggttggcatcagagatcttcgcaactcatttccggcatcatgatcctcttcgagcggccggtaggagtgccgacaccat
caccatcggcggcctgtcgggtacggtcagcaagatccgcacccgcccagaccatcaccgacttcagccgcaaggacattatcgtc
ccgaacaagacctatcaccggccagctcatcaactggtcactgactgacaccgtcaccgctgtaacgctcaagctgggtgtggatta
cggctcggaaactggacctgctgctcctgtgctgcaagccgcacgggaaaacctcgggtgctcaaggagccagagcccattgt
ctactctgaacttgcggcaagcaccctcgaccacgaaactgcgatgcacgttcgcgacctggcgaccgcaaccggtactcgac
gagatcaaccgcttcatcaaccgaggttaagaaacagcacatcaacatctcgttccgcccagatggagatctacctcaaaaacacc
agggcctggaatacaactggtgcccgccaaccaggcgaagacagcggcaccggctgggcaaacaccgctgcaaccggta
aacaccaagtagccccggcaaccaagatgcccagagccgcccggagttgaggtggactga

>ORF 51

atgtcaacggtgaatcatacgtctgctgtaaattgccgctcagtttgatggtgacctgtctatgtagacccccatccagatcatgccc
ggtgagcagatgggtgtaaatatcgtacctaacgatttagtcaaatccactcagaggcccgcaaatcagcactacccttctgtctg
gccagcataaaaaatctgtttaccgatgagcgttgtcgtgctaaagcccggccttacacagcaagcttgaacatgtattttcagaggt
aacagccttaaacctaaccgactcatgttgcctgttgcagcagcagcgtattttctagaaaacatgatccgtagcgtacagataac
ctcgaaggtatcagcgtcacttccgaaccgccaattcaaaaattataactaccagctaaaggtggataaatacttttgaaggctt
gacaaggggtaccctctctattcggagctggtgaaaacacctggataacgaaattatccgtagccataatattctgtattcctctgtg
agcctggaccactcaagcacaccctatacactttttaggaaccctcgcggaaagacaataatagtcagccgatacggcgctttacc
gacaacaccatgactcaactcacctccttggccgatcagaaaaccgtggatgcctgtatacagcggtaactggcaaccgggttatcag
catcaaaaaacgcgagattatcggcttctgaaacatcgacagaagttactgctccaagaacctacacaaaagtagtacggacag
tgagcagcctgtctgtcattttacggggaggcgtacaacaattcaactacaagatgcttgaacaatgcttatgcatccgagatcac
ccgagggaaggcttattactccagcgtgagcaatggggtgtggaccacttccggtacgcatgacagcagcagacaactgcaaagctact
tgtattacaagggcgcaacctacgtcctgtacgagagtaatcggcgagatagacgcactgaaacctgggcacaagaccgctacgtt
actcattgcgaccggagagacctgtaa

>ORF 52

atgcccctgatcgcgagattctgccggcctgcccggaaaacaccacttacagcggccgctgctccaacacctggcgggcc
atgccaacgccattcgcaatgctgctggcaccctggggtggtgctgctgcgacaccagccaagcatcttccgttccgtcgcgcaa
cgtcagcgggtggcgaagaggacgacctggagattctgctcaaacctcgcggccgctgttctgcgctgcaagaccaccagtt
ggcgcgctggagcagaccctaccaatgccgatggcactcaggtgactacatggcaactggaagtgccgatgcgcaacgcccag
acatcgtgccgttgcaggtcaaggtcagcgcggaagacaagcctgatcaggacgccaccgaagaccgcgagatcagatcaa
ggaaacctgtaaaaactctggaagctgatctggcttctgacctggagccgcttggccccatcagggtgatgcgcaactgctgcg

ggcacgctgtccagccagttatgggcccagcggccggatagcgcaacactgatcgaacatgaactggggcatttgcgagcgcctg
attgctgaggcctggcctgcccgaactggcgtgcagccatggcgttccgcccgaagggccgcaccgccctcgaacaacgctg
gatcgcagagaacgcctga

>ORF 53

atgagtagcgtcgcagcactgatcacatcgcactggacagacgcagttcgttaaagtcgcgaggacgtcattttctgtctacgaatcc
ccctcggcggcagatgctgtcgggatcagttgaccactacaataaagacagagcagaaccataaaaaatgggggaagaga
cgtgagcctaaatgatcactgaaaaagcattgaattctgattccagcagcagcgttgatgaaatcaccgaccttatgtgacgtgcctg
cagaggcttctgctgaccatttactcgaaggaattggaaggaaattgatagcgtctggtctcggttagacgcagcagattca
aagaataatacaaaatgtcacgtccatcgcctcaaaaaccaagcatcctcaaaaagcaaacaggtttctggaacagtgtgga
gccggcatgataaaaaaacattcgtatgtaacgctgggacagagcagaaggccaggcgtatgctaggaaattttagccctggcg
agtccataagcctgaaagcaagattccaagcagatggtgaaagacctctactcagcactgctacatcctttcgaatgatggaag
aggtgaaggcaggttctcgtggaagaatccaccgccacctcccgcgtggttacgatggtag

>ORF 54

atgaagccaatccatactgcccatacaacgctggaatcagttggagcaggagaccgccatgactggctggggccaaacccttg
gccagcagcaccctggctaccgctacgatgactggaaccagcagatgctgcaccacgaccgatgacaacgtacagacttatgagtatt
cagaccggatcggcagcgcgtacataaaggcccaatccagaaaacctggaacagagtgggcaccggaggccgcagcagtg
cccgcagcgaacctggctgaatctgttcggcaaacgggaccggatccggacgctgaccgctggtaaacgggctgcagccgcacg
cacagcatgagccgcagccggaacctgaccagcactgagcaggaactgagcagcagacccttctgacagcggctgggagcgtg
gcaccgagcagcgcagctcactccagcaaaagccctgtcagctacgacaactggcagcagtggtctcctccagcgttgacagc
gcagcgtcatcaaccggagttatgcgccgaaagcagcagtgagctggcaacgatgctcaggtcgtgcaccagaacggcaccac
cagaaccctggcaggtacacagaaattgacggcctgagcgtgtagcgcagaccaaaacaggtgaccgctcgaacagttcaact
acgacgcccgtgagatgcagcccaggtcgcgcaaacagccggctggacaacatcaactttacctactcggcgcctactgatc
agatttttccagcagcggctccggatgaaacggccaaatcgattatgacaagaccagtcccgcctcatcgaagcgcgaacccgca
aggcagcgcactaccgctatgacgtgcacaatcaactgacgggagagacttgggacaatctgctgggtcaggttgggaaaccg
acaccaatcatcgtctggttcggccgatcaagcgcaccgatctcaaaaaggcagggcggcggcgcagagaccggttacgac
tacgacacgctcggcagaatcaggttatcaaccagagcaacctgcgaccacaatcgcactatgacgtgctggccagcctcgaag
gtggccaccgaggacctgcagggccgaactggcgtgatcgcagatggaatacgcagaccagggacaggaaattctcagaacc
agaccgcaagcaaccaagcggcgttgacctgactcaaacgtggcagtgagcggcctttgaaaaccgacacctgcaacaggcg
ggtagccccctgctgcagaaacgttagctacgaccccagaggccgctgacactggtgaattacctggtagcagcttccgagag
acgaactgcaaaaggagatgaccagacaaatattcagcttcgacgagctggacaacattacgctatgccagaccaggtttaccgatg
gcacctgagcagcagcttcaaatcggcagccccggcagcagataagcataaagaccgctgccagctttgagtattgctacac
gccgccagaaaaacaccggaccggacattcagttacgacgccaacggtaaccagcttaagacgagcagatggcaacagctgcatt
acgatagccagagcccctgctcaggtcgcagaaaccggcgggtgccctatcagccaataaccgttatgacggccacaatcaactgg
tcgccaccagggatggcaatgaaagcagagattttgcggttctataggggtatcaactgagcagcagcgggtcaggaagatcaacgca
ctcagctactcgtcggcgaacagccgctgggccagcagatttggagcagcggcagcaaacctgttctactgactgacgcaaa
ccagagcgttatgggtgaattcaacaaggccagctgcgcaaggcggctcagctgctacggggagcggccacagcagaggcgc
tgctgagcactcccgggttaacgggtgaagtacgcgaagccgcaaacggctggtatctgttgggcaatggctaccgggctacaacct
ctcctgatgctcctccacagcccggattttctagccccttcgccaaggcggcgtcaacccctacacctgctcgggcaacccatc
gccctgcgcgacccgacagagatgatccagcggcagactggccggttgagacggcccgatgaggggctttgccaatgcaaca
aggtggcggagatcatgggtgggtgggttaggaataggcgtttttaccgctattggcgttccgctaccatagccacgttagga
acagccacaccggttaccggcccggtaactgtcctggcatttccatgaccgccagcgtcggcggcggcttgcagactcgcagccg
tgcgtgatcgtcgtgacggcattgacagcggctcaactacggccaatacagctgattgaaataacgatcagacggccggagaag
tcggcggctggtgggtattgccgctgtgccggttgctggttaggggttggcgggggctgtggtggcagggcaggttgcggctcggc
taaagttgcggctgccaacgctggtacgatcgtgtccgcagcgtcagcagaataggcctcgtcgtggtgcccgcagaaccattt
ccagcgtgccagcagcgtcggcggccaaatcagcaacatgtaggcagaatcttaccctgctcctaaacaggactgctgctactgc
acgcccggattccaagcgttacaagtgccggatcaggaccagggccatcattttacacagactaccttaacgaatcgattgggatga
cgcagaccactatttttcaacgaatgcgagcggaaatcccaccggccacgcaggttaactcgaatctag

>ORF 55

atgggtgtgtgaggcagatcaagaaggttcttaagctgcaagctgcaagctgcaagaaaaagcaggaccgcttagcttagctgacgc
tccactgagtactttccatcgaacgatccgaaaaaccctgctcgaagcttgcagaccctttctgaatcagctatcgaggtagtcatgt
ccatcgaacccaacgtcagaagaacagccacccggccagcacacgcagcggatcagggcccggatcgcaatgatccggcca
tcgagccgaggttccgagcgtagagccggagactgaaaaaggtgacggccagacgaaggccagaccctgccccagccaaa
gccagtcacaaagtcagaatcagagccagcagctcaacggcagcgtcactgctgactatgagccgaggaaaaaaagggaag
accagcgaatcatcagcccactcaaggcactgatgctgatcgcaccaatgcccggctga

>ORF 56

atgccgctcactggtgcaggctttatcaagcgtttgacgcaattgtccctctgcgcccggcatggcgctggtcccgggtggccgtacaggcag
ccgaaagcgatccttgggaaggcatcaaccgttccattttcagcttaacgatacccttgacgcttatacgtcaagccgctggcaaagg
gttatcagtagatcgtccgagttgtcgaagacggtattcataacttctcagcaatacggcgatgctggcaatctggcgaacaacgtct
tgcaggccaaacctgaagcggccggttagataccgcacgcttatctgcaaacactacgttcggtctgtgggttcattgacgtcggca
cccgcagtggtcgaacgagtgatgaagacttcggccagacactgggctactggggtgtgccaagcggcccgctcgtggtgattcc
gctgctgggccaagcacggtgctgacgccattgccaagtacccggacacctacacctccccgtaccgctatattgatcacgtaccca
cccgaacacgcggtgggctcaatctggtcgacacgctgcccagcctgctgcccggagcgcctggtcagtggtgatcgtacac
cttcatccgcaacgcttactgacagaaccgcaattcaaggtaaggacgggaggtcgaagacgattttaa

>ORF 57

atgacactttcaaccctgcgccctaccccgcgccagcagatgaatgccccgagtcagccgaggattcacccagcggctggccgacc
tgaccgcacgctgcccgaacaagccgagcagtagacatcagcgcgagttccctcacgccaactccgctgtgcacagccacg
gactgctcggcctgaccgtgctcgcgaactggcgggcgctgcccagctgctgcccggcgagcaggtatcagcgcagtggtcc
agagggcagccttcgacagcgcgtgattctggtcatgacgtacctgcagcattccaggctgcaggacaaccgcaactggccgagccac
ctgcgcgaacaggtggcaaaagacgcccgtgacagggcgcgctgatcaacgcgctgctgctgaacccgacctgggacacctg
cgctggcgctgcccgggaccatcgcggcgagcgcggaaggctggcgcacagcggcagcaagatctactccaccggcag
ccatggcctgacctggttcgctgtggcgcgagcgtgacgagaccgctggtcggcagttggtggtgcacaaggacacgccc
cgggatcagcctgctgaggactgggaccatctgggcatgctgcgacacaggtcagccacgaggtcaggttcgacaacagcagtg
cgctgaacacgcggtcagcgtcagctcgtggagcgcggcgaatccgagcttgatggtgcccggatgctgtggtgctgctgctg
tcgtcgtctacgatggcctcactcaatctgcccgcgactggtgctgactggtgaaacagcgcacgcccctccaacctggcgccg
gctgctgacctgcccgccttcaggaacagtcgggagatcgacacactgctgctgccaaccgagcctgctggagtcgcccgc
caagggcacacaccgacagcatgccgagatcaataacctggtgaccggcaatgcatccgagcagtggaactgcccattga
ggcctgggcaatcccgggcttcacgcaactaacccgctgacgctcattaccgcaacgtgctatgcccggggtgcatacgcccag
aacgacgcccgtggtgagggcgtggcgaagcggatattgcccagcgaagcagagccagtaa

>ORF 58

atgaatctacaacacttctcttgcgctcagcattgctgctgcccgcacacactgcttcgcccgcacaagcgtctctgaggcttc
acacaaagtgaatgtgcagcaagttcgtaacgcgacggtaaagatctctacggcggcacgaccttctgatgacccgatgctggcc
aaaaagggaaacctaccagggttgaaaatacctatcgaagcaatctgcgaatccactggtgatctgaccgaatcgccaccgaag
tgatcgcggatcagcagcagttatcgtactcatacgcacctgaccattgggacagatgctgcacaaaaagtgtcctaaagacatcc
ctctgtcaccagcatgaaaaagacgcgcagctgattcgtctcaaggttcaagaacgtacgcgattgactgatgaagccgaattcg
gcccgtcaaaattaccaagaccggtggcagcatggcaccgacgaaatgtatgccgtgccagccctcgcgaagcctctgggtgaa
gcaatggcgctgtattcaagcccgggctacaagaccctctacctcgtggtgacactgtctggcgtaaagaggtcagcagcctatc
gagaactattgtcccgaagtcatcgtactcaatgcccggaaagcaaaaatgacggggtatgagggggcagatcatgaggggaaaga
ggatgtactgcccgttcacaggtcgcgaagaacgcgaaaaatcgtcgtgtacacatgaatgcaatcaaccatattgcccgtgaccgctg
agcaattgcccgttacgtcaagcagcaggggtatcgaagtcgtgtagacataccggaaagatggcgttactgaggttctga

>ORF 59

atgcatctgttccggttgcggttacccttatcactgcagaaacacctaaccacaaggtagccatgaaggtggagattcagggctta
cgacaccgctccagcaccggagtgaccactgctcctgcccgaactggcaatcggcaccgaagttagaatcatcgagaccgccc
agaatggcgaacttactatgccaaggtaagattctatctggcagcgtgaagcagggggcaaccaaaaaacgggtcagggggcg
gaggtctggtcgttattgaaaaacggcgaaccctacaaaaactcagtcctaaagcgcagctgctgctgacgatgctcgtgagcga
gcaagaccaattactggcagggtaaggtcaaaagcctcagtagtaataagttgcccgtgtacgatgatcctgccagccctacaaatg
gcccagctgcaggcggcgggaaggggactcggagctggtcatgaacagcgtcatcgagttactctcggaaagtcgtaacctggc
gctggatggcaagctgcatcggatggccaagtgacgatgctgagtgccgctgcccggctgaggtcgggttccccccagctttggg
catgtgtgaaaaatgacctgctaataaagtattgaaatgggactcggtaacgcccagcagtttgatagctcgttatgacgagcaccgg
agtgaaggcggcgatcaaatggctatcttgacaaaaccgaaatctaccgggtgaaatggcggcgtcagcagcaataaccaggt
tcacgtcgaatttcacagccgatgctgaggttaaagacttctcaagaacaccgcccgttgaagattgggaagcaatacctgcaact
tgcaagcgggctgtactcaagcaaaaagcggcggcagccgacacagcactcaagcaagaccatgcccgtgactggctaaa
gccacaattgtcaagaaggcaccgatgactggtatgaggtcagcgtgatcagggacgatcagcctgtagcccggcctgataaaaaa
gccactgctgctatcacacagcagcagattgggaaaaattgggcttcagatcgtagaggagaacaacgcagcagccgatggttctt
ggaccggatgcaatgccacagttctcaagacctattcgcgaagatcgacaagaaccagatggtgaggtggagcctgctgaact
ggctgaggtcttaagaaccggaaaccagaaccagtgggccaggtgctgcccacacctcagcagtggaagataaggcag
gctcccccaagtggagcaagttgataaactgctggaacgctgcccgaagatggtgaaacatgaaaaagaacgcattgataaatatgt
atgttgggatgagttgacgggaaagctaaagatgacctcaagttaatatggcatttcatccggtagaattcattcaacatttagcga
aaagctcgcgtgcaacgcatgtaaggctactcgtgggttctccagtaagacgcactatggcccattgcatacgggtgataaag
agctgggagtgacctcagtggtgacactgctcagaaggaaaaataacggaagaggagaaaaaattattgtgtaattgctgg
aaacgagggcaaaaattacggagtaaaagttatgatagcaataaattactcccggcggatgcaaaaaaataaactgtccggt
ggcggtagctgcccactacaagtaagaagttaaaaatcagcatcccggcgtacatcgaatacttgatttcaaggctggaagttg

gatgagacaggtgattcggcgaaaatgtattatcaagggccggctcgagctagtggcgcaaagctggaaggaaagcgctgaagga
taattaaaaaattggttcagtgaaatcgacatttgggaaggtggtgactgtcaacctgttcagtgatggcctgcgctatcgcaagtcgfta
tataccagatacaataatggatttatagaaaggttacgtagtcttaacgaagaagcccacaggctataactttactgtggggatttt
tcaagacctctcggaaaagctgtggtttggatcacgatataaatcgaccgggatgtgaaggatgacttgggatctgctcttgacact
ttttgctcaaaatccaacagtcagccgggatattgatacatggggcgagcatatagcgtaaatgagcgaaaagtttagacctgatgg
cgctcgaagaagaatgaccaatgcattgcttcgatacaatcacttgaaggcggagtataa

>ORF 60

atgcccggcttgcctgcgttcagttttgcagtttgatccgttgaacgttcgggtcctgcgctgacggctgaacgtgatacaccggctgat
agcaagcctattaatgacgtgcgttgccttcctgacgtgctaccgaccgaagttcaggcgctggatctgaccgctgaattactcgg
tgaaaggcgggtggttcgttcagcctgcgcctggagatgagcgctgaaggctcacttgggtgagcttgaactgagccgctgcgtctgc
actttgacggcgagcgctataatcagccagatgctgtacctctgcctgctacgcaatctcgagggtatcgagctgatccctctggacgctgc
cggcaagcccatacgacggtgtcaatggcgcgccaatggcgttaagatgccgggcgaccgttacagccggtagggtttgccgaaga
agaggcgttgatcccgtatccgctgaacacgttccgcggttatcgctacctgcaggagtacttgcggttcaggacaagttcctgttgcg
acatcaacggcttgatctgctcaacgcactgccagaagagacactcaacaagtgcgcgccctgagttgcttgcattgatattcgaag
agcggcattcagcgtcttctgcccaccctggataacgtaaagctgtattgcacgccgatcgtcaactgttcaagcacgacgcttgcga
ttcgcttgatggcaagcaggacgagtagctgctgcccggcaatggcctggaacctgtggtgttttcggttgaacctgac
cggttggaagccgggaggtcttgctatcaggattatgtccggtcgaatcctttgagcacgaccccagtttcgacgtgcccacagccgt
ccgattacagcattcggcagcgttcttcttctcctcatgaaggcctcgacacttatctgagttcggcattcgccatacagaagcgacga
aacctgtcgatcgagttgatgtgcaccaatcagaacctgccacgcaactcaactgggcgaaatcaacgtggcctgcgaagatac
gccggagttttgagttccgcaatatcacaccggctacctccagtttcgcccccgctgaaccgtgacttctgtggaagttgatcagca
atatgctgctcaattactgtctctggctgacgtcaatgcgctgaagggtattctggaacctacgatttccccgttactacgaccagcacg
cggaaaaagtcaagcgcctgttggcgggttgaatcgatcaagcatcaacacgtggacagattgacccgagggttaccggtag
gaggattgcgactgagctgacctcagaccgggaagggtatcggcgaaaggcgacatgtttgtattcgttctcaacgagttttc
gcgctttacgccagtctcaattcgtaccacgagctgcccgtaaaaagcacacaggggagaggtgtaccaatggacaccacgtatgggc
ctccagcccctgcttaa