

University of Nebraska - Lincoln

DigitalCommons@University of Nebraska - Lincoln

Depositors' Information for NIH PubMed Central

Research Compliance Services

March 2008

Tutorial: How do I submit a manuscript for a PI from a journal that does not participate in PMC?

NIH PMC Help System
National Institutes of Health

Follow this and additional works at: <https://digitalcommons.unl.edu/nihpmcinfo>



Part of the [Bioinformatics Commons](#)

Help System, NIH PMC, "Tutorial: How do I submit a manuscript for a PI from a journal that does not participate in PMC?" (2008). *Depositors' Information for NIH PubMed Central* . 6.
<https://digitalcommons.unl.edu/nihpmcinfo/6>

This Article is brought to you for free and open access by the Research Compliance Services at DigitalCommons@University of Nebraska - Lincoln. It has been accepted for inclusion in Depositors' Information for NIH PubMed Central by an authorized administrator of DigitalCommons@University of Nebraska - Lincoln.



Manuscript List for Bob Mathis

Click **Submit New Manuscript** to start the submission process

Start Here

[Submit New Manuscript](#)

0 manuscripts that require your attention

No manuscripts in the submission process

No manuscripts awaiting release to PubMed Central

No manuscripts released to PubMed Central

The [NIH](#) Manuscript Submission ([NIHMS](#)) system is a service of [NCBI](#). Please **contact us** with any questions.
National Center for Biotechnology Information | U.S. National Library of Medicine
[Privacy Notice](#) | [Disclaimer](#) | [Accessibility](#)



This **Submission Overview** page describes the submission process and what you will need to submit your manuscript.

Welcome to the NIH Manuscript Submission System

Submission Overview

The question marks next to the green text are help links. Click on the links to open up the help dialog box.

NOTE
You will find help links throughout the system

Overview of the manuscript submission process:

- Set Up Manuscript** Provide bibliographic information, National Institutes of Health grant information, and all manuscript files.
- Approve PDF Receipt** Review a PDF version of your manuscript to ensure that we received all of the content.
- Approve Web Version** Review and approve the web version of your manuscript for use in PubMed Central.

Before you get started

You need to have all of these on hand to send a manuscript to National Institutes of Health:

- Journal name** [? What if my journal is not a PubMed journal?](#)
- Manuscript title**
- grant number(s)**
- Manuscript file(s)** [? Which files should I include?](#)
[? What file types can I use?](#)

Cancel Submission

Click this button to **Cancel** your submission

Click this button to **Continue** your submission

Continue



New manuscript

Enter journal name and article title

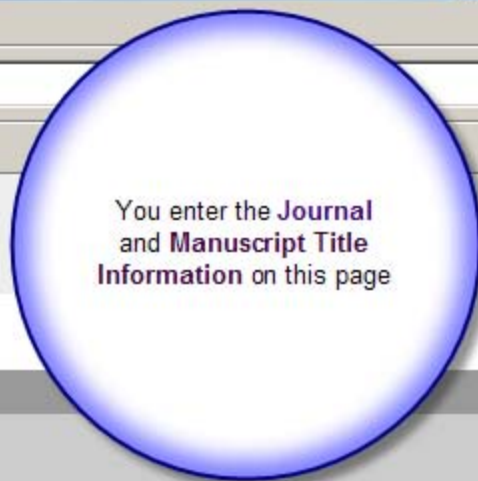
1 Journal & Title 2 Grants/Projects 3 Files 4 Summary 5 PDF Approval

Journal

[? What if my journal is not a PubMed journal?](#)

Manuscript Title ▶

The [NIH](#) Manuscript Submission ([NIHMS](#)) system is a service of [NCBI](#). Please **contact us** with any questions.
National Center for Biotechnology Information | U.S. National Library of Medicine
[Privacy Notice](#) | [Disclaimer](#) | [Accessibility](#)



You enter the **Journal** and **Manuscript Title** Information on this page

The NIHMS System will bring up the most popular journals depending on what letter(s) you enter.

For example, if you type a "U", you can select from a list of journals.

When you find the journal that you want, click your mouse button on the journal name.



New Mar

Enter journal

- 1 Journal & Title
- 2 Grant Projects
- 3 Files
- 4 Summary
- 5 PDF Approval

Journal

What if my journal is not a PubMed journal?

Manuscript Title

u

1. Uirusu. Journal of virology.
2. Urology.
3. Ultrasonic imaging.
4. Ultrasound in obstetrics & gynecology : the official journal of the International Soci
5. IEEE transactions on ultrasonics, ferroelectrics, and frequency control.
6. Ultramicroscopy.
7. Urologic oncology.
8. The Urologic clinics of North America.
9. **Ultrasound quarterly.**
10. Applied radiology.

Save & Exit

Cancel

Next: Grant Info






New manuscript

Enter journal name and article title

1 **Journal & Title** 2 Grants/Projects 3 Files 4 Summary 5 PDF Approval

Journal

 What if my journal is not on PubMed

Type in the
Manuscript
Title

When you are done entering the **Journal** and **Manuscript Title**, click **Next: Grant Info**

The NIH Manuscript System

National Institutes of Health

U.S. National Library of Medicine

[Privacy Notice](#) | [Disclaimer](#) | [Accessibility](#)



FIRSTGOV.gov



NIH Manuscript Submission

Manuscript # 12279

Enter the **First name** and **Last name** of the grantee with NIH-funding...

Please provide information for this manuscript.

Search Grants/Projects

First name	<input type="text"/>	Last name	<input type="text"/>	<input type="button" value="Add"/>
Grant #	<input type="text"/>			

Enter the **Grant Number**

This is the **Grants/Project Support Information** page. List all NIH-funding received in support of the manuscript you are submitting.

...or

The National Institutes of Health Manuscript Submission System is a service of NCBI. Please contact us with any questions.
National Center for Human Genome Research | U.S. National Library of Medicine
[Privacy Notice](#) | [Disclaimer](#) | [Accessibility](#)





NIH Manuscript Submission

Manuscript # 10881

Enter Project Support Information

- 1 Journal & Title
- 2 Grants/Projects
- 3 Files
- 4 Summary
- 5 PDF Approval

Please provide all support

1 - Enter the **Grant Number**
 2 - Click **Add**

Search Grants/Proj

First name

Last name

2

Add

Gr

1

RO1 556 7908

Save & Exit

You may **Save and Exit** and return later to finish your submission.

Cancel Submission

You may **Cancel your Submission** at this time.

Prev: Manuscript Info

You can go back and change any previous information by clicking **Prev: Manuscript Info**

Next: Summary

If you only have one grant, you can click **Next: Summary**

Manuscript # 10881

Enter Project Support Information

- 1 Journal & Title
- 2 Grants/Projects
- 3 Files
- 4 Summary
- 5 PDF Approval

Please provide all supporting projects for this manuscript.

Grants/Projects

Grantee	Grants/Projects			Actions
	Supp.	Project #	Title	
NIH Rebecca J. Wilson	<input type="checkbox"/>	RO1 556 7908	test	Edit X
	<input type="checkbox"/>	NIH0012469769	official duty	

The Grant/Project information shows up after you click Add

What if a gra

Search Grants/P

First name Last name Add

Grant #

Save & Exit

Cancel Submission

Prev: Manuscript Info

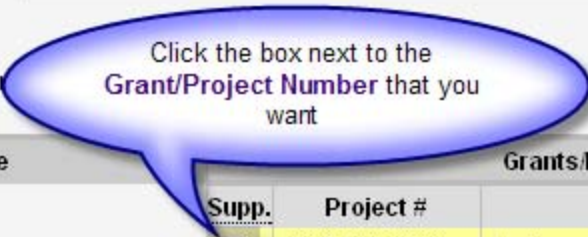
Next: Upload Files

Manuscript # 10881

Enter Project Support Information

- 1 Journal & Title
- 2 Grants/Projects
- 3 Files
- 4 Summary
- 5 PDF Approval

Please provide all support



Grants/Projects

Grantee	Grants/Projects		Actions
	Supp.	Project #	Title
Rebecca J. Wilson	<input checked="" type="checkbox"/>	RO1 556 7908	test
	<input type="checkbox"/>	NIH0012469769	official duty

What if a grant or project that supported this manuscript is not on this list?

Search Grants/Projects

First name Last name

Grant #



NIH Manuscript Submission

Manuscript # 10881

Enter Project Support Information

- 1 Journal & Title
- 2 Grants/Projects
- 3 Files
- 4 Summary
- 5 PDF Approval

Please provide all supporting projects for this manuscript.

Grants/Projects

Grantee	Grants/Projects	Actions
Rebecca J. W...	566 7908	Edit X

To add another grant from a different grantee, repeat the previous procedure.

Click X to remove this grant.

Click Edit if you need to add more grants under the same grantee.

Search Grants

What? on this list?

First name Last name

Grant #

Add

Save & Exit Cancel Submission

Prev: Manuscript Info Next: Summary

* See the next graphic for an example of how to fill out this page



NIH Manuscript Submission

Manuscript # 10881

Upload files

- 1 Journal & Title
- 2 Grants/Projects
- 3 Files
- 4 Summary
- 5 PDF Approval

Enter all filenames for your manuscript (or browse to the file)

1 Click here to access the **Type** of document you wish to **Upload***

2 Click **Browse** to find the file you wish to **Upload**

Click the **X** to remove the file

3 Click this link to **Add Another File**

5 Click **Next: Summary** to continue your submission

4 Click here to **Upload Files**

Type	Label	Name	Size, KB	Uploaded	remove
<input type="text"/>		<input type="text"/>			<input type="button" value="X"/>

+ Add another file

Upload Files

Next: Summary

What should I enter in the label field?

You must supply a Label for each file you are uploading. This field cannot be left blank, with one exception: you may leave the Label field blank for the first Manuscript Text.

For figures, tables, and supplementary data, the label should follow the naming convention used in the manuscript text (e.g. "Fig 1", "Table 2a"). This is so your figure & table legends and references in the manuscript will be correctly connected to the appropriate figure or table file.

In the rare cases when your manuscript text is in more than one file, you must use the Label field to specify the order of the pieces of text (e.g. "1", "2", "3").

See the image below for some examples:

Type	Label	Name	
Manuscript Text ▾	1	C:\Documents and Settings\My Documents\manuscript.doc	Browse...
Manuscript Text ▾	2	C:\Documents and Settings\My Documents\app.doc	Browse...
Figure ▾	Fig 1	C:\Documents and Settings\My Documents\Figure1.tif	Browse...
Figure ▾	Fig 2a-c	C:\Documents and Settings\My Documents\Fig2.tif	Browse...
Figure ▾	Fig 3	C:\Documents and Settings\My Documents\Figure3.tif	Browse...
Table ▾	Table 1	C:\Documents and Settings\My Documents\table.xls	Browse...
Supplementary Data ▾	Arrays	C:\Documents and Settings\My Documents\supp.xls	Browse...

[Add another file](#)

Example of labeling



NIH Manuscript Submission

Manuscript # 10881

Upload files

- 1 Journal & Title
- 2 Grants/Projects
- 3 **Files**
- 4 Summary
- 5 PDF Approval

Enter all filenames for your manuscript (or browse to them).

- Which files should I include? May be Word, Excel, PowerPoint, TIFF, GIF, JPEG, PDF, etc.
- View the full list of acceptable file formats.
- What should I name my files? It is important to label your files.

Click here to access and choose the file type

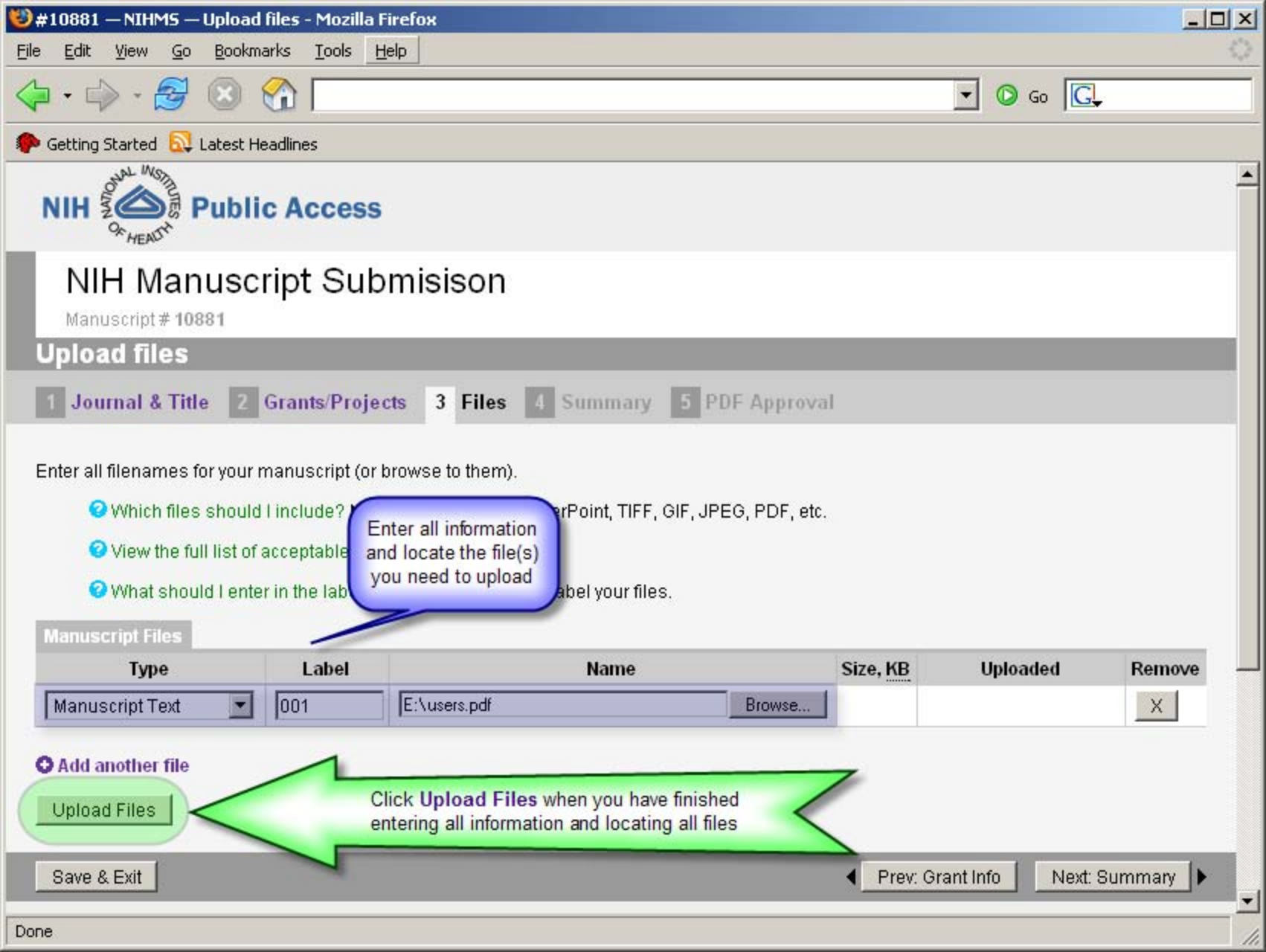
Manuscript Files

Type	Label	Name	Size, KB	Uploaded	Remove
<input type="text" value=""/> <ul style="list-style-type: none"> Manuscript Text Figure Table Supplementary Data 		<input type="text" value=""/> <input type="button" value="Browse..."/>			<input type="button" value="X"/>

Save & Exit

Prev: Grant Info

Next: Summary



NIH Manuscript Submission

Manuscript # 10881

Upload files

- 1 Journal & Title
- 2 Grants/Projects
- 3 Files
- 4 Summary
- 5 PDF Approval

Enter all filenames for your manuscript (or browse to them).

- Which files should I include? (Word, PowerPoint, TIFF, GIF, JPEG, PDF, etc.)
- View the full list of acceptable file formats
- What should I enter in the label field? (to label your files.)

Enter all information and locate the file(s) you need to upload

Manuscript Files

Type	Label	Name	Size, KB	Uploaded	Remove
Manuscript Text	001	E:\users.pdf <input type="button" value="Browse..."/>			<input type="button" value="X"/>

+ Add another file

Upload Files

Click **Upload Files** when you have finished entering all information and locating all files

Save & Exit

Prev: Grant Info

Next: Summary

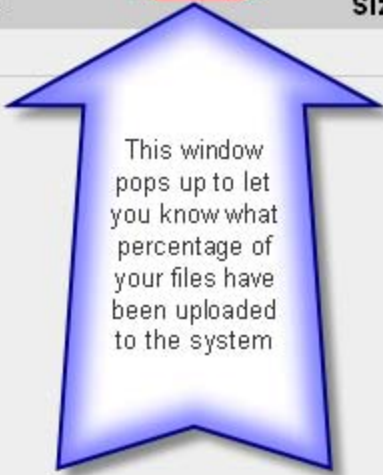
100%

File name

Size, KB

users.pdf

240



This window pops up to let you know what percentage of your files have been uploaded to the system

- View the full list of acceptable file formats.
- What should I enter in the label field? It is important to label your files.

Manuscript Files

Type	Label	Name	Size, KB	Uploaded	Remove
Manuscript Text	001	users.pdf	239.8	2006-09-25 15:06:57	X

[+ Add another file](#)

Upload Files

Save & Exit

Prev. Grant Info

Next: Summary



NIH Manuscript Submission

Manuscript # 10881

Upload files

- 1 Journal & Title
- 2 Grants/Projects
- 3 Files
- 4 Summary
- 5 PDF Approval

Enter all filenames for your manuscript (or browse to them).

- [Which files should I include?](#) May be Word, Excel, PowerPoint, TIFF, GIF, JPEG, PDF, etc.
- [View the full list of acceptable file formats.](#)
- [What should I enter in the label field?](#) It is important to label your files.

Manuscript Files

Type	Label	Name	Size, KB	Uploaded	Remove
Manuscript Text	001	users.pdf	239.8	2006-09-28 11:23:01	X

+ Add another file

Upload Files

Save & Exit



Next: Summary

NIH Manuscript Submission

Manuscript # 10881

Manuscript Summary

1 [Journal & Title](#) 2 [Grants/Projects](#) 3 [Files](#)

If you need to change anything, you can navigate to the correct page by clicking the purple text for **Journal & Title**, **Grants/Projects**, or **Files**.

Status Awaiting submitter approval of PDF receipt

Journal Ultrasound quarterly.

Manuscript Title My NIHMS Submission

Manuscript # 10881

PDF Receipt NIHMS10881.pdf (2006-09-28 11:26:06, 292.2 kB)

Funding

Role	Name	E-mail	Project #	Project Title
Corresponding PI	Rebecca J. Wilson	wilsoreb@pi.org	R01 556 7908	test

Manuscript Files

Type	Figure/Table #	Filename	Size, KB	Uploaded
manuscript	001	users.pdf	239.8	2006-09-28 11:23:01

Exit

Review all the information on this **Manuscript Summary** page. When you are done, click **Next: PDF Approval**.

Next: PDF Approval

NIH Manuscript Submission

Manuscript # 10881

Review and Approve Submission

1 Journal & Title 2 Grants/Projects 3 Files 4 Summary 5 PDF Approval

This PDF Receipt is a concatenated document of all the files you have uploaded.

Review →



NIHMS10887.pdf

What if I notice an error?

Click the highlighted PDF Receipt to open and review the uploaded files

NOTE

The PDF Receipt will open up in a new window

Projects (Edit)

Grantee	Project #	Title
Rebecca J. Wilson	RO1 556 7908	test

Endorse →

By checking this box I **certify** that I comply with following submitter requirements:

- I am submitting the manuscript "**NIH Manuscript Submission**" to the NIH Manuscript Submission system on behalf of **Dr. Rebecca Wilson**.
- The version deposited includes all changes resulting from the peer review process.
- **Dr. Rebecca Wilson** has been informed that he/she will receive e-mail confirmation of this action and that in order to complete the submission process, he/she will have to log in to the NIHMS to review and approve the submitted manuscript.

Go to Manuscript List

Approve ▶

NOTE

This is the new window containing the PDF Receipt

Close this window after reviewing the **PDF Receipt**.

The **Approval Button** will be in the next window.

Manuscript Information

Journal: Ultrasound quarterly.
Manuscript #: 10881
Manuscript Title: NIH Manuscript Submission
Principal Investigator: Rebecca J. Wilson (wilsoreb@pi.org)
Submitter: Bob Mathis (rmathis@pi.org)

Grant/Project Information

Name	Support #	Title
Rebecca J. Wilson	RO1 556 7908	test

Check all information on the PDF Receipt cover page to make sure it is correct

There are 12 pages to review in this **PDF Receipt**. The page count includes this cover sheet.

NIH Manuscript Submission

Manuscript # 10881

Review and Approve Submission

1 Journal Title 2 Grant Projects 3 Files 4 Summary 5 PDF Approval

This PDF Receipt is a document of all the files (excluding supplementary files) that you have uploaded. (Details)

Review

After reviewing the PDF Receipt and reading the Endorsement Statement, check this box. If you need to make changes, you may go back and do so.

10881.pdf

If I notice an error in the PDF Receipt? How do I fix it?

File	Project #	Title
10881.pdf	RO1 556 7908	test

Endorse

 By checking this box I **certify** that I comply with following submitter requirements:

- I am submitting the manuscript "**NIH Manuscript Submission**" to the NIH Manuscript Submission system on behalf of **Dr. Rebecca Wilson**.
- The version deposited includes all changes resulting from the peer review process.
- **Dr. Rebecca Wilson** has been informed that he/she will receive e-mail confirmation of this action and that in order to complete the submission process, he/she will have to log in to the NIHMS to review and approve the submitted manuscript.

Go to Manuscript List

 Click **Approve** after endorsing the submission

Approve

NOTE

The language of the submission statement will vary according to your funding agency.



NIH Manuscript Submission

Manuscript # 10881

Manuscript Submission is Complete


As a manuscript submitter, **you are done.**

The corresponding author will review the manuscript and contact you if any changes needs to be made.

Done

The [NIH Manuscript Submission \(NIHMS\)](#) system is a service of [NCBI](#). Please **contact us** with any questions.
[National Center for Biotechnology Information](#) | [U.S. National Library of Medicine](#)
[Privacy Notice](#) | [Disclaimer](#) | [Accessibility](#)

Click **Done**. You may enter another manuscript or log out of the NIHMS System.



Manuscript List for Rebecca J. Wilson

Your manuscript is now in the submission process.
No further action is required of you at this time.

The PI will receive an email when the manuscript
has been prepared and is ready for approval.

[I don't know](#)

1 manuscripts in the submission process

#	Title	Status
10881	NIH Manuscript Submisison	Generation of manuscript web version is started

No manuscripts awaiting release to PubMed Central

No manuscripts released to PubMed Central