

X-ray polarization in relativistic jets

Aimee L. McNamara,¹* Zdenka Kuncic¹ and Kinwah Wu^{2,3}¹*School of Physics, University of Sydney, NSW 2006, Australia*²*Mullard Space Science Laboratory, University College London, Holmbury St Mary, Surrey, RH5 6NT*³*Department of Physics, University of Hong Kong, Pokfulam Road, Hong Kong SAR, China*

Accepted 2009 February 6. Received 2009 January 14; in original form 2008 December 11

ABSTRACT

We investigate the polarization properties of Comptonized X-rays from relativistic jets in active galactic nuclei (AGN) using Monte Carlo simulations. We consider three scenarios commonly proposed for the observed X-ray emission in AGN: Compton scattering of blackbody photons emitted from an accretion disc; scattering of cosmic microwave background (CMB) photons and self-Comptonization of intrinsically polarized synchrotron photons emitted by jet electrons. Our simulations show that for Comptonization of disc and CMB photons, the degree of polarization of the scattered photons increases with the viewing inclination angle with respect to the jet axis. In both cases, the maximum linear polarization is ≈ 20 per cent. In the case of synchrotron self-Comptonization (SSC), we find that the resulting X-ray polarization depends strongly on the seed synchrotron photon injection site, with typical fractional polarizations $P \approx 10$ –20 per cent when synchrotron emission is localized near the jet base, while $P \approx 20$ –70 per cent for the case of uniform emission throughout the jet. These results indicate that X-ray polarimetry may be capable of providing unique clues to identify the location of particle acceleration sites in relativistic jets. In particular, if synchrotron photons are emitted quasi-uniformly throughout a jet, then the observed degree of X-ray polarization may be sufficiently different for each of the competing X-ray emission mechanisms (synchrotron, SSC or external Comptonization) to determine which is the dominant process. However, X-ray polarimetry alone is unlikely to be able to distinguish between disc and CMB Comptonization.

Key words: polarization – scattering – galaxies: jets – X-rays: general.

1 INTRODUCTION

Current X-ray observations are limited to spectral characteristics and timing variability over a relatively narrow electromagnetic window (~ 0.1 –50 keV). This often leads to ambiguities in the interpretation of the data, where two or more different models can explain the same observations with equal success. This degeneracy may be resolved if polarization measurements are available. X-ray polarization observations may provide more precise diagnostic information about the emission processes and the geometries of the emission regions (see e.g. Lapidus, Syunyaev & Titarchuk 1985; Sunyaev & Titarchuk 1985). Considerable effort is currently underway to develop the X-ray instruments capable of measuring polarization of at least a few per cent (Costa et al. 2001, 2008).

The last dedicated experiment to measure X-ray polarization of astronomical sources beyond the solar system was conducted over 30 years ago (see Novick et al. 1972; Weisskopf et al. 1972, for details). Since that first successful measurement, several high-energy missions were planned to include X-ray polarimeters (e.g. *Einstein*

Observatory, *Spectrum-X*). However, none of these polarimeters was launched. Developing a polarimeter capable of measuring linear polarization of astronomical sources in the range 0.1–50 keV has many challenges and two different types of polarimeters have been proposed: scattering polarimeters and photoelectron polarimeters (see Weisskopf et al. 2009, for a detailed description). Each type of detector has its own limitations, although photoelectric X-ray polarimeters with gas detectors have recently reached a mature level of development and variations of this model have been proposed for a number of future missions (e.g. see Costa et al. 2001; Gunji et al. 2001; Bellazzini et al. 2007; Jahoda et al. 2007; Arimoto et al. 2008). To date, however, very little theoretical work has been done on this subject. Indeed, the discriminating polarization signatures of the most powerful cosmic X-ray sources have not yet been determined.

We have developed a Monte Carlo algorithm to model polarized photon transport resulting from Compton scattering which we have applied to a magnetic cataclysmic variable accretion column (McNamara, Kuncic & Wu 2008a). We demonstrated that the X-ray polarization levels are significantly higher in a shock-heated accretion column which is stratified in density and temperature than in a uniform column (Matt 2004). We also demonstrated that the

*E-mail: aimee@physics.usyd.edu.au

degree of polarization depends on the emission sites in the source region. We now extend our study to model X-ray polarization in relativistic jets. Although our focus is on jets in active galactic nuclei (AGN), the results obtained here are also applicable to relativistic jets in galactic X-ray binaries (e.g. Fender 2006) and ultraluminous X-ray sources (e.g. Freeland et al. 2006).

Jets in radio-loud AGN have been studied for the last 25 years with radio and optical observations (e.g. Bregman 1990; Tavecchio 2007). It is only since the launch of the *Chandra* X-ray observatory, with subarcsecond angular resolution, that jets have become an important topic in X-ray astronomy. *Chandra* has provided imaging spectroscopy studies of extended jets, revealing that jet X-ray emission is much more complex than previously thought (see Sambruna et al. 2004; Marshall et al. 2005, for X-ray jet surveys). In particular, the origin of the X-ray emission is not clear from the available data and considerable effort has gone into explaining the featureless power-law spectrum seen in all these sources. X-ray emission in relativistic jets in AGN may arise from a number of different processes. Polarization studies in the radio and optical bands indicate that this emission mainly originates from synchrotron radiation (Jorstad et al. 2007). Thus, synchrotron and synchrotron self-Compton (SSC) emission are obvious candidates for the X-ray continuum emission (Maraschi, Ghisellini & Celotti 1992). However, jet X-ray emission may also originate from external Comptonization (EC) of disc blackbody radiation (Dermer & Schlickeiser 1993; Wagner 1995) or of the cosmic microwave background (CMB) (Tavecchio et al. 2000; Celotti, Ghisellini & Chiaberge 2001). X-ray polarization measurements may be able to provide an independent diagnostic for discriminating between these competing emission mechanisms.

While the polarization properties of synchrotron emission are well known, only a few approximate analytical predictions have been made for SSC polarization (Bjornsson & Blumenthal 1982; Begelman & Sikora 1987; Celotti & Matt 1994) or for external Comptonized emission (Poutanen 1994). In this paper, we calculate the X-ray polarization arising from photons scattered by energetic electrons in jets at relativistic bulk speeds. We consider Compton scattering of thermal photons emitted from an underlying accretion disc as well as scattering of the intrinsically polarized synchrotron photons emitted within the jet. We also examine the effects of Compton scattering of CMB photons within the jet. The paper is outlined as follows. In Section 2, we describe the jet model, outline the theory of polarization due to Compton scattering and describe our computational algorithm. In Section 3, we present our Monte Carlo modelling results for EC polarization and SSC polarization. We summarize our results in Section 4.

2 THEORY

2.1 The jet model

We consider a relativistic jet with Lorentz factor $1 < \Gamma_j < 10$ for central object masses $M = 10^6 - 10^8 M_\odot$ with a mass accretion rate \dot{M}_a . The jet is modelled with a conical shape as shown in Fig. 1 and is launched at a height z_0 above the disc mid-plane. The jet electrons have a non-thermal power-law energy distribution:

$$N_e(\gamma) = K \gamma^{-p}, \quad (1)$$

where N_e is the electron number density, γ is the electron Lorentz factor, p is the particle spectral index and K is a normalization factor obtained from $N_e = \int_{\gamma_{\min}}^{\gamma_{\max}} N_e(\gamma) d\gamma$. The electron number density at z_0 can be calculated from energy conservation assuming that the

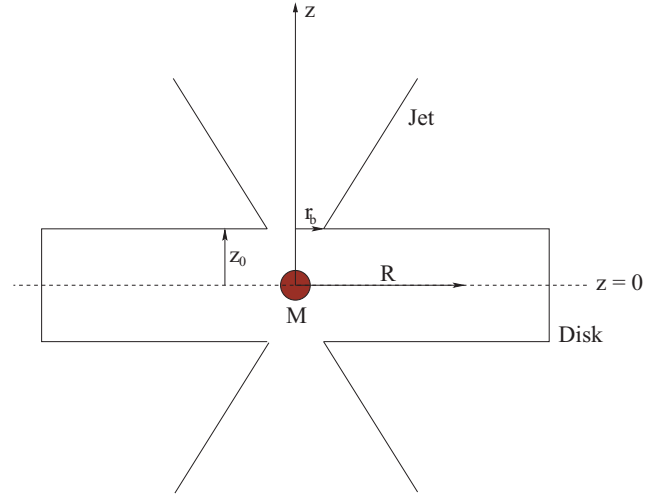


Figure 1. Schematic geometry of a relativistic jet and black hole accretion disc model: M is the black hole mass, z_0 is the height above the disc mid-plane ($z = 0$) where the jet is launched and r_b is the radius at the base of the jet.

bulk kinetic energy dominates (e.g. Celotti et al. 1998; Freeland et al. 2006),

$$N_0 = N_e(z_0) \approx \frac{P_j}{\Gamma_j \beta_j c (\Gamma_j - 1) m_p c^2 \pi r_b^2}. \quad (2)$$

Here, P_j is the jet power and r_b is the radius of the base of the jet. We let the electron number density in the jet fall off according to mass continuity

$$N_e(z) = N_0 \left(\frac{z}{z_0} \right)^{-2}. \quad (3)$$

2.2 Accretion disc and CMB model

We consider the accretion disc model of Shakura & Sunyaev (1973). A blackbody temperature is determined for each disc annulus $R + \delta R$, from $\sigma T^4(R) = F(R)$, where σ is the Stefan–Boltzmann constant and

$$F(R) = \frac{3GM\dot{M}_a}{8\pi R^3} \left[1 - \left(\frac{R}{R_i} \right)^{-1/2} \right]. \quad (4)$$

Here, R_i is the innermost stable orbit of the disc. Photons emitted by the disc may enter the jet and scatter with the jet electrons (see Fig. 2).

We also investigate the scattering of CMB blackbody photons in the jet. The seed CMB photons are selected from a single-temperature blackbody. In this work, we consider jets at redshift of $z = 2$. We note that the results can be generalized to higher or lower redshifts simply by adjusting the temperatures of the injected blackbody photons.

2.3 Polarized Compton scattering

The differential Klein–Nishina cross-section for scattering of polarized electromagnetic waves, with polarization vector e , off electrons in the electron rest frame (EF) is (see e.g. Heitler 1936; Jauch & Rohrlich 1980)

$$\left(\frac{d\sigma}{d\Omega} \right)_e = \frac{1}{2} r_0^2 \eta_e^2 (\eta_e + \eta_e^{-1} - 2 \sin^2 \theta_e \cos^2 \phi_e). \quad (5)$$

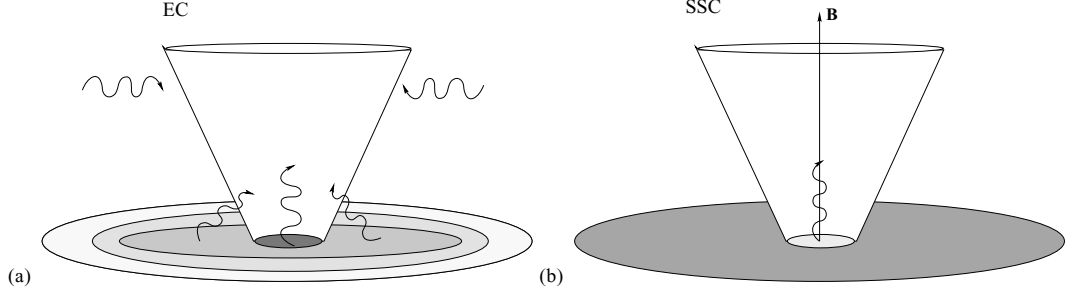


Figure 2. An illustration of the possible different types of X-ray emission mechanisms in a jet. (a) EC of seed photons from an accretion disc and/or from the CMB; (b) SSC photons emitted by the jet plasma.

Here, r_0 is the classical electron radius and

$$\eta_e \equiv \left(\frac{\nu'}{\nu} \right)_e = \left[1 + \frac{h\nu_e}{m_e c^2} (1 - \cos \theta_e) \right]^{-1}. \quad (6)$$

The subscript ‘e’ denotes quantities calculated in the EF and primed quantities denote values after scattering. Here, ν is the frequency of the incident photon, m_e is the mass of an electron, θ is the scattering angle (angle between the incident and scattered photon wavevector) and ϕ is the azimuthal angle.

The polarization vector \mathbf{e}' for the polarized fraction P of scattered photons is perpendicular to the scattering plane and is defined by (Angel 1969)

$$\mathbf{e}' = \frac{1}{|\mathbf{e}'|} (\mathbf{e} \times \hat{\Omega}') \times \hat{\Omega}', \quad (7)$$

where $\hat{\Omega}'$ is the propagation directional unit vector of the scattered photon. For the remaining $1 - P$ fraction of photons \mathbf{e}' is randomly distributed in the plane perpendicular to $\hat{\Omega}'$. In the case where the radiation is initially unpolarized, the degree of linear polarization induced by Compton scattering is given by (see e.g. Dolan 1967; Matt et al. 1996)

$$P = \sin^2 \theta_e (\eta_e + \eta_e^{-1} - 1 + \cos^2 \theta_e)^{-1}. \quad (8)$$

For polarized incident emission, the degree of linear polarization induced is given by

$$P = 2 \frac{1 - \sin^2 \theta_e \cos^2 \phi_e}{\eta_e + \eta_e^{-1} - 2 \sin^2 \theta_e \cos^2 \phi_e}. \quad (9)$$

Further details can be found in McNamara et al. (2008a).

2.4 Computational algorithm

Three different reference frames are used in the computation: the plasma rest frame (PF) which is the frame comoving with the emitting jet plasma; the EF and the observer rest frame (OF). In the EF, the z -axis is defined by the direction of the electron propagation $\hat{\beta}_e$, while in the PF the z -axis is along the magnetic field of the jet. In the case where the PF and the EF are not in a standard configuration (i.e. the EF does not move along the z -direction of the PF and the corresponding axes of the two frames are not parallel), a new rotated frame in standard configuration is first defined in the PF and then transformations between frames are performed.

We model the scattering of three different types of photons in our analysis: unpolarized blackbody disc photons, unpolarized blackbody CMB photons and intrinsically polarized synchrotron photons.

2.4.1 Blackbody disc and CMB photons

The disc photons are emitted in the OF from a multicolour disc model. We assume that the photons are initially unpolarized. The probability density of a disc seed photon can be written as

$$p(R) = 4\pi R dR \frac{F(R)}{L}, \quad (10)$$

where $F(R)$ is the flux density at disc radius R (see equation 4) and L is the total luminosity of the disc. We sample $p(R)$ by tabulation and determine the blackbody temperature at R . The photon energy is then sampled from the Planck function $B_\nu(R)$ as described in Pozdnyakov, Sobol & Sunyaev (1983). Some of the disc photons may impact the jet and undergo scattering, these photons are transported through the jet until they escape.

CMB photons may also undergo scattering within the jet (see Fig. 2a). We sample the CMB photons from a blackbody distribution with a temperature $T_{\text{bb}} = 2.8(1+z)$ K in the OF at a redshift z . The initially unpolarized photons are emitted isotropically around the jet. If a photon enters the jet, it may scatter with the jet electrons and become polarized.

2.4.2 Synchrotron photons

Synchrotron radiation is emitted by the jet electrons with electron Lorentz factors $\gamma_{\min} \leq \gamma \leq \gamma_{\max}$. We emit the photons isotropically in the EF with an initial energy chosen from a power-law distribution. Synchrotron radiation is polarized and depends on the magnetic field \mathbf{B} of the jet, thus the initial polarization vector \mathbf{e} is chosen in the PF so that it is perpendicular to both \mathbf{B} and $\hat{\Omega}$. We Lorentz transform the synchrotron photons from the EF to the PF using

$$\mathbf{\Omega}_{\text{pf}} = \delta_e \left[\mathbf{\Omega}_{\text{ef}} - \gamma_e \hat{\beta}_e - (\gamma_e - 1) (\hat{\Omega}_{\text{ef}} \cdot \hat{\beta}_e) \hat{\beta}_e \right] \quad (11)$$

and

$$E_{\text{pf}} = \frac{E_{\text{ef}}}{\delta_e}, \quad (12)$$

where the Doppler factor $\delta_e = \{\gamma_e [1 - \beta_e (\hat{\Omega} \cdot \hat{\beta}_e)]\}^{-1}$ and ‘pf’ and ‘ef’ denote quantities in the PF and EF, respectively.

2.4.3 Transport and scattering of photons

Once the incident photon energy, direction and polarization have been selected, the photon is transported through the jet and the distance the photon has travelled is determined. If the photon encounters an electron before leaving the jet, we determine whether scattering occurs using a rejection algorithm (Cullen 2001a,b). If the scattering event is rejected, the photon continues in the same

direction without scattering. If the scattering event is accepted, the photon energy and Ω is Lorentz transformed into the EF.

The scattered photon quantities are selected by determining the scattered azimuthal angle ϕ'_e and the cosine of the angle between the scattered photon and electron μ_e (for a detailed description of the Compton scattering algorithm, see Kuncic, Wu & Cullen 2005; McNamara, Kuncic & Wu 2008a; McNamara et al. 2008b). Next, the scattered photon direction, scattering angle θ_e and photon energy are selected. Another rejection algorithm determines whether the scattered quantities should be accepted or chosen again. If the scattered quantities satisfy the selection criteria, we determine whether the scattered photon has been polarized and calculate the scattered polarization vector e' using (7). If the photon is unpolarized after scattering, e' is chosen randomly with the condition $e' \cdot \Omega' = 0$.

Finally, the photon properties are transformed into the OF, using

$$\Omega_{\text{of}} = \delta_j [\Omega_{\text{pf}} + \Gamma_j \beta_j + (\Gamma_j - 1)(\hat{\Omega}_{\text{pf}} \cdot \hat{\beta}_j) \hat{\beta}_j] \quad (13)$$

and

$$E_{\text{of}} = \frac{E_{\text{pf}}}{\delta_j}, \quad (14)$$

where $\delta_j = \{\Gamma_j [1 - \beta_j (\hat{\Omega} \cdot \hat{\beta}_j)]\}^{-1}$ is a Doppler factor and ‘of’ denotes quantities in the OF. β_j is the relative velocity of the jet with respect to the observer.

While Lorentz transforming the polarization vectors, we work with the four-vector ϵ in the temporal gauge where $\epsilon^0 = 0$. While transforming the polarization four-vector to a different frame, we use the following prescription: make a Lorentz transformation to find ϵ in the new frame and then make a gauge transformation to satisfy the gauge conditions $\epsilon = [0, e]$ and $e \cdot \Omega = 0$.

3 RESULTS AND DISCUSSION

We model a relativistic jet as described in Section 2. We consider a system with central object mass $M = 10^8 M_\odot$, jet Lorentz factor $\Gamma_j = 5$, jet opening angle $\omega \sim 1/\Gamma_j \sim 11^\circ$ and a mass accretion rate $\dot{M} = 0.1 M_\odot \text{ yr}^{-1}$. For these quantities, the optical depth across the base of the jet is $\tau_0 \approx 4 \times 10^{-4}$. We assume that 50 per cent of the accretion power is channelled to the jet. The jet is observed from an inclination angle i measured with respect to its axis and photons are binned for a small range of inclination angles $\delta i \approx 5^\circ$. We consider jet electron Lorentz factors $\gamma_{\text{min}} \leq \gamma \leq \gamma_{\text{max}}$, with $\gamma_{\text{min}} = 1$ and $\gamma_{\text{max}} = 10^5$ and a particle spectral index $p = 3$. The jet geometry is conical with a base radius $r_b = 10 r_g$ and total jet length $z \approx 500 r_g$, where $r_g = GM/c^2$. The jet is launched at a height $z_0 = 0.5 r_g$ (see Fig. 1).

We investigate the X-ray polarization and spectra of three different emission models: EC of disc and CMB photons as well as SSC photons. For the disc Comptonization model, we use a multicolour disc spectrum (Shakura & Sunyaev 1973). For the CMB Comptonization model, we assume the jet is at a redshift of $z = 2$.

An alternative EC model, which may produce X-rays through inverse Compton emission in a jet, is Comptonization of seed photons from the broad-line region (BLR) or from a dusty torus (see Sikora, Begelman & Rees 1994). It is likely that the X-ray emission in low-luminosity sources is dominated by SSC, while emission from high-luminosity sources is largely due to a combination of synchrotron and EC, including EC of BLR and torus photons (e.g. Harris & Krawczynski 2006). The X-ray polarization of jet Comptonized BLR or torus photons is likely to be similar to that of scattered CMB photons since they have a similar isotropic distribution. However, as these regions are much further away from

the primary X-ray source region, their contribution to the overall X-ray polarization may be less important than that of SSC or other EC mechanisms (disc, CMB). Furthermore, additional scattering and source regions, such as the BLR and torus, are expected to produce more complicated polarization signatures across several wavebands. While this could be important for constraining the size and geometry of these regions in some sources, such a study is beyond the scope of this paper.

We adopt the general convention used for the polarization degree P , assuming it is positive when the polarization is perpendicular to the projection of the jet axis on to the plane of the sky and negative when it is parallel. We use 10^9 photons in each simulation to determine P .

3.1 Disc Comptonization

Blackbody photons emitted from the accretion disc may enter the jet and scatter. A combination of factors determines the overall polarization of the resulting X-ray photons. In particular, since the disc photons are initially unpolarized, the number of scatterings and the angle a photon scatters into will be important in contributing to the net X-ray polarization. Fig. 3 shows the scattered spectrum for three different inclination angles: $i = 10^\circ$, $i = 45^\circ$ and $i = 80^\circ$ (solid curves) and the input seed spectrum (dotted curve). Table 1 tabulates the polarization degree of disc photons with energies between 1 and

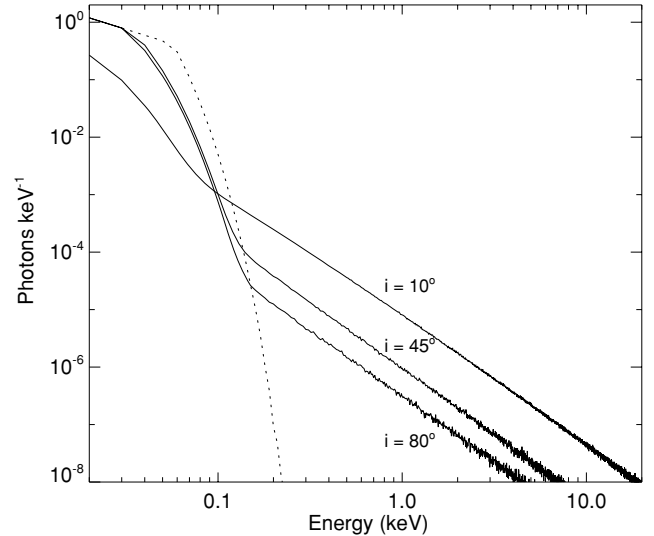


Figure 3. Simulated spectra of disc blackbody photons scattered in a relativistic jet for three different inclination angles i . The dotted line shows the input seed spectrum from a multicolour disc model.

Table 1. The polarization degree P for disc photons scattered to X-ray energies in a relativistic jet seen at an inclination angle i and the average number of scatterings each photon undergoes before escaping the jet.

i	P (per cent) ($E = 1\text{--}10 \text{ keV}$)	Average number of scatterings per photon
10°	3.2	3.0
45°	14.0	2.8
80°	20.6	2.8

10 keV seen at a particular i . Also tabulated are the average number of scatterings each photon undergoes before escaping the jet.

Since the seed photons have small energies ≤ 0.1 keV, all photons observed with energies 1–10 keV must have undergone at least one scattering. The optical depth across the jet is relatively small, $\tau_0 \sim 4 \times 10^{-4}$ at the jet base, so photons traversing across the base are practically unscattered. However, the majority of the disc seed photons enter the jet from directions approximately parallel to the jet axis. The effective scattering probability is substantially higher than that indicated by the scattering optical depths across the jet base. Photons propagating along the jet axis is more likely to be scattered and become polarized. Moreover, the photons escaping at locations high above the jet base should experience more scatterings. Photons emerging at large i tend to have large deflection angles in their very last scatterings due to the large aspect ratio of the jet and low scattering optical depth across the jet. This, together with the fact that the injected photons are unpolarized, leads to an increase in the fractional polarization with the viewing inclination angles i .

Another important effect evident in Fig. 3 is bulk Doppler boosting. The disc photons entering the jet are preferentially scattered in the forward direction of the bulk jet plasma, as viewed in the OF. The observer sees more energetic photons at small inclinations (see the $i = 10^\circ$ curve in Fig. 3). The observed spectrum also contains the disc photons that leave the disc at an inclination i but do not enter and scatter within the jet. For $i = 10^\circ$, a larger fraction of seed photons are upscattered because they are more likely to enter the jet than disc photons emitted at larger angles.

3.2 CMB Comptonization

The CMB photons are selected from a single-temperature blackbody distribution and emitted isotropically in the area surrounding the jet. Since EC of CMB photons may only contribute to the observed X-ray spectrum for high redshift sources [because of the $(1+z)^4$ dependence of the energy density], we consider a source at $z = 2$ (Schwartz 2002). The jet then sees a CMB temperature of 8.346 K (7.2×10^{-4} eV). Fig. 4 shows the simulated X-ray spectra for the upscattered CMB photons for three different jet inclination angles: $i = 10^\circ$, 45° and 80° . Table 2 shows the polarization degree P

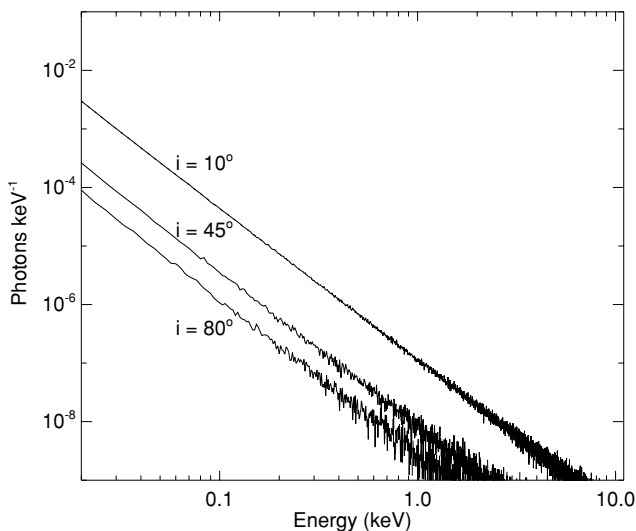


Figure 4. Simulated spectra of CMB photons scattered within a relativistic jet for three different inclination angles i for a source at $z = 2$. The seed photons are selected from a single temperature blackbody distribution.

Table 2. The polarization degree P for CMB photons scattered to X-ray energies in a relativistic jet seen at an inclination angle i and the average number of scatterings each photon undergoes before escaping the jet.

i	P (per cent) ($E = 1\text{--}10$ keV)	Average number of scatterings per photon
10°	4.2	3.2
45°	16.5	2.6
80°	23.9	3.2

for the CMB photons scattered to energies 1–10 keV, for each i . Also tabulated is the average number of scatterings each photon undergoes. As the CMB seed photons have average energies lower than the disc seed photons, the average number of scatterings needed to reach X-ray energies is expected to be higher.

As is evident in Table 2, the X-ray polarization of the scattered CMB photons follows the same trend with viewing inclination angle as for the case of disc Comptonization. However, the predicted P at each i are slightly different. We attribute this to the difference in the angular distribution of photon injection and the polarization condition in the last scattering event. The disc photons are unpolarized and emitted near the base of the jet and hence the disc seed photons participate in the scattering process and have a narrow range of initial pitch angles. Given the relatively low scattering optical depth in the jet, photons that have a single scattering dominate and hence photons emerging at small i are mostly restricted to small-angle scatterings (analogous to total internal reflection). The CMB photons are unpolarized, similar to the disc photons. However, the angular distribution of the CMB seed photons involved in the scattering is isotropically around the whole length of the jet, which is contrary to the more restrictive angular distribution of the disc seed photons. For CMB scattering, photons emerging at low i consist of two main types: single scattered photons with large deflection angles and multiple scattered photons with small deflection angles in the last scattering. For the case of the single scattered photons, the injected photons are unpolarized, and the polarization is caused by large-angle scatterings. In the case of multiple scattered photons, the pre-scattered photons, which propagate approximately along the jet, are already polarized because of previous scatterings. Thus, the polarization is slightly higher for scattering of CMB photons than disc photons. Scattered CMB photons emerging at large i mostly undergo many scattering with a large deflection angle in the last scattering. As the pre-scattered photons in the last scattering are polarized, it is not surprising that the resulting polarization is higher than those of the disc photon scattering, whereas the pre-scattered photons in the last scattering is less polarized.

The differences in the X-ray polarizations for the EC disc and CMB models are only 1 per cent at $i = 10^\circ$ and <3.5 per cent at $i = 80^\circ$. Such a small difference makes it difficult to discriminate between these two models from X-ray polarization observations alone.

3.3 Synchrotron self-Comptonization

We expect the SSC polarization signature to differ significantly from the EC case, since synchrotron photons emitted by jet electrons are intrinsically polarized. In the EC case, Compton scattering polarizes the seed photons, whereas in the case of SSC, scattering may depolarize the photons.

The polarization vector \mathbf{e} of the incident synchrotron photons is chosen so that it is perpendicular to both the magnetic field of the jet and the photon propagation vector $\mathbf{\Omega}$ in the PF. We consider a simple model, where the magnetic field is directed along the jet axis and we assume that the jet electrons spiral around the z -axis in the PF. The intrinsic polarization in this case will be perpendicular to the projection of the jet axis in the sky. Realistically, the magnetic field may have a more complicated configuration which could produce different polarization signatures. Here, we demonstrate that the polarization of the SSC photons may be distinguishable from that of the EC emission even though the actual polarization signatures may differ for more complicated geometries and magnetic fields.

We investigate the effect of different emission sites for the primary synchrotron photons. We first inject the seed photons uniformly throughout the jet and then from a particular dimensionless height ζ , where $\zeta = 1$ and 0 corresponds to the top and base of the jet, respectively. Uniform emission of synchrotron seed photons in the jet is consistent with some observations of radio jets (e.g. M87; Kovalev et al. 2007). It may be attributed to continuous acceleration of electrons throughout the jet as a result of stochastic reconnection events in a random magnetic field component (e.g. Blandford & Eichler 1987). On the other hand, emission of synchrotron photons at localized sites within the jet could occur as a result of discrete shock events. There is some evidence for this from observations of bright spots in radio jets (e.g. Kataoka & Stawarz 2005).

Fig. 5 shows the simulated spectra of the total (seed synchrotron plus SSC) photons emerging at three different observer viewing angles i . The seed synchrotron photons are emitted uniformly throughout the jet in this case. Boosting occurs along the jet axis, hence most photons are observed at small inclinations ($i = 10^\circ$ case in Fig. 5).

Fig. 6 shows the polarization degree P of photons with energies between 1 and 10 keV emerging from a jet at different inclination angles i and for different synchrotron injection sites ζ . Fig. 7 shows the corresponding average number of scatterings each photon undergoes before escaping the jet at i . There is a clear correlation between number of scatterings and depolarization of the seed photons. As the seed synchrotron photons are emitted into a narrow emission cone about each electron's instantaneous propagation di-

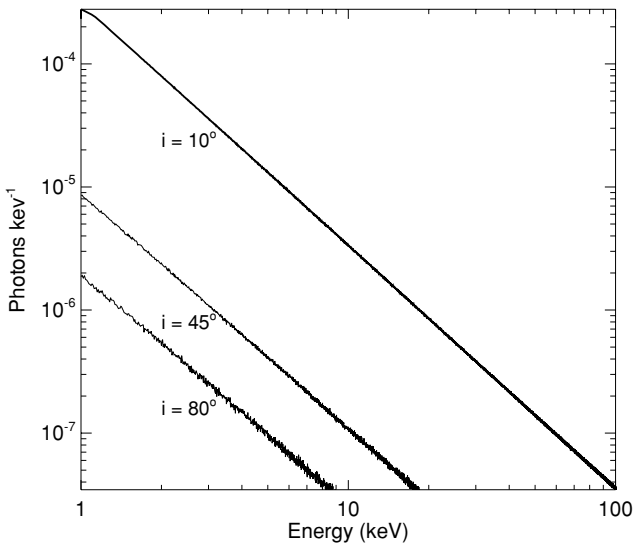


Figure 5. Simulated spectra of SSC photons for three different observer viewing angles $i = 10^\circ$, 45° and 80° .

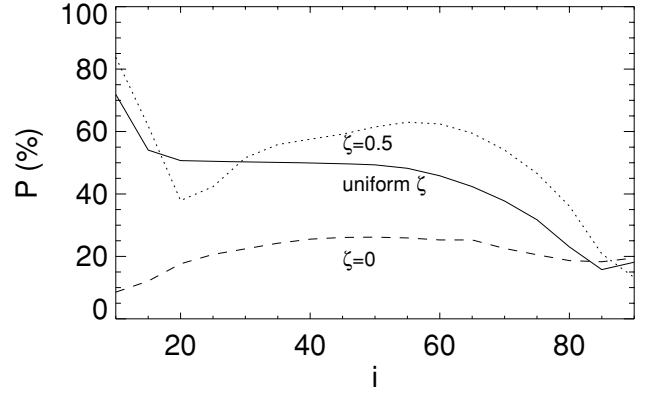


Figure 6. Polarization degree P of SSC photons with energies between 1 and 10 keV plotted as a function of the inclination angle i . The solid line is for the case where the seed photons are emitted uniformly throughout the jet (uniform ζ). The dashed and dotted lines are for the cases where the seed photons are emitted at the jet base ($\zeta = 0$) and in the middle of the jet ($\zeta = 0.5$).

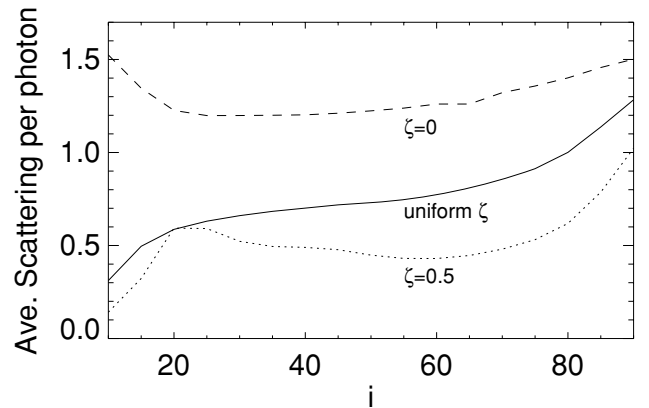


Figure 7. The average number of scatterings each SSC X-ray photon undergoes before escaping the jet as a function of inclination angle i . The SSC photons (see Fig. 5) are emitted either uniformly throughout the jet (uniform ζ), at the base of the jet ($\zeta = 0$) or in the middle of the jet ($\zeta = 0.5$).

rection along the z -axis (in the PF), photons which are observed to emerge from the jet at large i must undergo a larger number of scatterings (see Fig. 7). Photons emerging from small i may also experience a large number of scatterings when emitted from close to the jet base because these photons propagate along the entire jet axis and thus see a large optical depth.

Figs 6 and 7 show that the polarization of SSC jet photons is sensitive to the emission site of the seed photons. We investigate three different cases: photons emitted from localized regions at the jet base ($\zeta = 0$) and at the middle of the jet ($\zeta = 0.5$) and photons emitted uniformly throughout the jet. The overall polarization of photons emitted at the jet base is significantly lower than in the other two cases, because the optical depth is largest at the jet base, where N_e is highest, and thus seed photons emitted from $\zeta = 0$ have a higher probability of scattering and depolarizing. Photons emerging from the jet at $i = 10^\circ$ have the lowest polarization since they travel across the longest geometric path, along the entire jet length. Photons emitted from source sites higher up in the jet experience fewer scatterings on average and consequently, the X-ray polarization is higher than that for synchrotron source sites closer to the jet base which suffer stronger SSC depolarization (compare the

$\zeta = 0.5$ and 0 curves in Figs 6 and 7). This suggests that X-ray polarization offers clues to locating particle acceleration sites in jets. In the $\zeta = 0.5$ case, the sharp decrease in P for $i \approx 20^\circ$ arises from the conical jet geometry we have considered. For a given seed photon localized injection site ζ , and for escaping angles larger than the jet opening angle, there is a propagation direction for which a photon sees a maximum optical depth (optimized by the combination of N_e and the geometric path length). Thus, there is a higher probability of scattering along this path compared to the other paths of photons injected from the same site. For $\zeta = 0.5$, the maximum optical depth occurs for photons emerging at $i \sim 10^\circ$. For injection sites higher up in the jet, where N_e is lower, the maximum optical depth will occur on a longer geometric path and will thus correspond to a different photon escape angle i .

For the case where photons are emitted uniformly throughout the jet length (solid curves in Figs 6 and 7), the X-ray polarization is approximately a combination of that for different localized injection sites.

4 CONCLUSION

We have investigated the properties of Compton polarized X-rays from a relativistic jet using Monte Carlo simulations. We consider three different emission mechanisms proposed for the observed X-ray emission in AGN: EC of blackbody accretion disc radiation and CMB emission as well as SSC emission.

In the case of the initially unpolarized EC emission, we find that the deflection angle in the last scattering is the most important factor in determining the X-ray polarization for a particular viewing angle i . Photons that undergo larger angle scatterings result in a higher polarization than those undergoing smaller angle scatterings. In the case of disc photons, the photons enter the jet with initial propagation directions mostly along the jet axis and thus, we find that photons scattering into large viewing angles have higher polarization, $P \approx 20$ per cent. CMB photons enter the jet quasi-isotropically and uniformly along its length. In this case, because of the larger distribution of injection angles, some photons seen at small i will have undergone large-angle scatterings and as a result P is slightly higher than in the disc EC case for small i . Both EC models show increasing P with i . The polarization degrees have similar magnitudes and our results suggest that it would be difficult to discriminate between the two EC models with X-ray polarization studies alone.

In the case of SSC, we find that depolarization of synchrotron photons is sensitive to the location of the seed photon emission site. Synchrotron photons emitted near the jet base generally suffer stronger SSC depolarization than those emitted higher up or uniformly throughout the jet. This is because photons emitted near the jet base generally see a larger optical depth and hence, undergo more scatterings. This is especially the case for photons escaping at small i ; in this case, the X-ray polarization is expected to be $P \leq 20$ per cent if the seed synchrotron photons originate near the jet base, or $P \geq 50$ per cent if they are emitted uniformly throughout the jet. This implies that X-ray polarimetry can discern the scattering site and hence constrain models for particle acceleration in relativistic jets.

In summary, polarimetric observations would be able to discriminate between synchrotron/SSC and EC X-ray emission (and also between synchrotron and SSC X-ray emission). However, it would be difficult to identify the type of EC emission (disc or CMB) from X-ray polarimetric observations alone.

ACKNOWLEDGMENTS

ALM thanks a University of Sydney Denison Scholarship. ZK acknowledges support from the Australian Academy of Science. KW's visit to the University of Hong Kong was provided by the Royal Society Kan Tong Po Professorship award.

REFERENCES

- Angel J. R. P., 1969, *ApJ*, 158, 219
Arimoto M. et al., 2008, in Galassi M., Palmer D., Fenimore E., eds, *AIP Conf. Proc. Vol. 1000, Gamma Ray Bursts 2007*. Am. Inst. Phys., New York, p. 607
Begelman M. C., Sikora M., 1987, *ApJ*, 322, 650
Bellazzini R. et al., 2007, *Nucl. Instrum. Methods Phys. Res. A*, 579, 853
Bjornsson C.-I., Blumenthal G. R., 1982, *ApJ*, 259, 805
Blandford R., Eichler D., 1987, *Phys. Rep.*, 154, 1
Bregman J. N., 1990, *A&AR*, 2, 125
Celotti A., Matt G., 1994, *MNRAS*, 268, 451
Celotti A., Kuncic Z., Rees M. J., Wardle J. F. C., 1998, *MNRAS*, 293, 288
Celotti A., Ghisellini G., Chiaberge M., 2001, *MNRAS*, 321, L1
Costa E., Soffitta P., Bellazzini R., Brez A., Lumb N., Spandre G., 2001, *Nat*, 411, 662
Costa E. et al., 2008, in Turner M. J. L., Flanagan K. A., eds, *Proc. of the SPIE Vol. 7011, Space Telescopes and Instrumentation 2008: Ultraviolet to Gamma Ray*. SPIE, Bellingham, p. 70110F
Cullen J. G., 2001a, PhD thesis, Univ. Sydney
Cullen J. G., 2001b, *J. Comput. Phys.*, 173, 175
Dermer C. D., Schlickeiser R., 1993, *ApJ*, 416, 458
Dolan J. F., 1967, *Space Sci. Rev.*, 6, 579
Fender R., 2006, in Lewin H. G., van der Klis M., eds, *Compact Stellar X-Ray Sources*. Cambridge Univ. Press, Cambridge, p. 381
Freeland M., Kuncic Z., Soria R., Bicknell G. V., 2006, *MNRAS*, 372, 630
Gunji S., Suzuki T., Sato F., Sakurai F., Tokanai Y., Saito Y., Kubota A., 2004, *Adv. Space Res.*, 33, 10
Harris D. E., Krawczynski H., 2006, *ARA&A*, 44, 463
Heitler W., 1936, *Quantum Theory of Radiation*. Oxford Univ. Press, Oxford, p. 146
Jahoda K., Black K., Deines-Jones P., Hill J. E., Kallman T., Strohmayer T., Swank J. H., 2007, preprint (arXiv:astro-ph/0701090v1)
Jauch J. M., Rohrlich F., 1980, *The Theory of Photons and Electrons*. Springer-Verlag, Berlin, p. 229
Jorstad S. G. et al., 2007, *ApJ*, 134, 799
Kataoka J., Stawarz L., 2005, *ApJ*, 622, 797
Kovalev Y. Y., Lister M. L., Homan D. C., Kellermann K. I., 2007, *ApJ*, 668, L27
Kuncic Z., Wu K., Cullen J. G., 2005, *Publ. Astron. Soc. Aust.*, 22, 56
Lapidus I. I., Syunyaev R. A., Titarchuk L. G., 1985, *Astrophysics*, 23, 663
Maraschi L., Ghisellini G., Celotti A., 1992, *ApJ*, 397, L5
Marshall H. L. et al., 2005, *ApJ*, 156, 13
Matt G., 2004, *A&A*, 423, 495
Matt G., Feroci M., Rapisarda M., Costa E., 1996, *Radiat. Phys. Chem.*, 48, 403
McNamara A. L., Kuncic Z., Wu K., 2008a, *MNRAS*, 386, 2167
McNamara A. L., Kuncic Z., Wu K., Galloway D. K., Cullen J. G., 2008b, *MNRAS*, 383, 962
Novick R., Weisskopf M. C., Berthelsdorf R., Linke R., Wolff R. S., 1972, *ApJ*, 174, L1
Poutanen J., 1994, *ApJS*, 92, 607
Pozdnyakov L. A., Sobol I. M., Sunyaev R. A., 1983, *Astrophys. Space Sci. Rev.*, 2, 189
Sambruna R., Gambill J. K., Maraschi L., Tavecchio F., Cerutti R., Cheung C. C., Megan Urry C., Chartas G., 2004, *ApJ*, 608, 698
Schwartz D. A., 2002, *ApJ*, 569, L23
Shakura N. I., Syunyaev R. A., 1973, *A&A*, 24, 337
Sikora M., Begelman M. C., Rees M. J., 1994, *ApJ*, 421, 153

Sunyaev R. A., Titarchuk L. G., 1985, *A&A*, 143, 374

Tavecchio F., 2007, *Ap&SS*, 311, 247

Tavecchio F., Maraschi L., Sambruna R. M., Urry C. M., 2000, *ApJ*, 544, L23

Wagner S. J., 1995, *A&A*, 298, 688

Weisskopf M. C., Berthelsdorf R., Epstein G., Linke R., Mitchell D., Novick R., Wolff R. S., 1972, *Rev. Sci. Instrum.*, 43, 967

Weisskopf M. C., Elsner R. F., Hanna D., Kaspi V. M., O'Dell S. L., Pavlov G. G., Ramsay B. D., 2009, in Becker W., ed., *Astrophysics and Space Science Library*, Vol. 357, Neutron Stars and Pulsars. Springer-Verlag, Berlin, p. 589

This paper has been typeset from a $\text{\TeX}/\text{\LaTeX}$ file prepared by the author.