

Continuous-time random walks on networks with vertex- and time-dependent forcing

C. N. Angstmann,^{*} I. C. Donnelly,[†] and B. I. Henry[‡]*School of Mathematics and Statistics, University of New South Wales, Sydney, New South Wales 2052, Australia*T. A. M. Langlands[§]*Department of Mathematics and Computing, University of Southern Queensland, Toowoomba, Queensland 4350, Australia*

(Received 28 June 2013; published 20 August 2013)

We have investigated the transport of particles moving as random walks on the vertices of a network, subject to vertex- and time-dependent forcing. We have derived the generalized master equations for this transport using continuous time random walks, characterized by jump and waiting time densities, as the underlying stochastic process. The forcing is incorporated through a vertex- and time-dependent bias in the jump densities governing the random walking particles. As a particular case, we consider particle forcing proportional to the concentration of particles on adjacent vertices, analogous to self-chemotactic attraction in a spatial continuum. Our algebraic and numerical studies of this system reveal an interesting pair-aggregation pattern formation in which the steady state is composed of a high concentration of particles on a small number of isolated pairs of adjacent vertices. The steady states do not exhibit this pair aggregation if the transport is random on the vertices, i.e., without forcing. The manifestation of pair aggregation on a transport network may thus be a signature of self-chemotactic-like forcing.

DOI: [10.1103/PhysRevE.88.022811](https://doi.org/10.1103/PhysRevE.88.022811)

PACS number(s): 05.10.Gg, 05.40.Fb, 89.75.Kd

I. INTRODUCTION

Stochastic transport on networks is present in diverse fields including contagion through passenger transport [1,2], CO₂ sequestration in porous media [3], and spatial progression of dementia in the brain [4]. It is natural to consider pattern formation, characterized by a buildup of concentration on selected vertices, in such systems since pattern formation signatures may contain useful information about the functioning of the network. In a spatial continuum, pattern formation arising from stochastic transport with reactions or forcing has been widely studied [5]. However, the study of pattern formation for stochastic transport on a network with reactions or forcing is a recent field of study [6–12].

A useful model for studying stochastic transport of particles on a spatial continuum or a regular lattice is the continuous time random walk (CTRW) [13,14], in which a particle waits for a random time before randomly jumping to a new location. This process is defined by a waiting time density and a jump density. In a recent paper, we started with this model as the underlying stochastic process and derived the generalized master equations for random motion of particles between vertices on a network, with reaction dynamics localized on the vertices [12]. This enabled us to study pattern formation on transport networks with reactions. In this paper, we use a similar approach to study pattern formation on transport networks with forcing, but without reactions.

One way of introducing the effect of a force field into a CTRW is by including a bias in the jump density [15–17]. A variety of force fields may be modeled with this approach. Examples include subdiffusion with a constant force field

[18], subdiffusion with advection [19], and subdiffusion with chemotaxis [20]. Chemotaxis refers to the directed migration of particles along a gradient of chemokines [21–26]. Self-chemotaxis corresponds to the case where the particles are themselves the chemokines. The inclusion of a self-chemotactic force leads to an aggregation of particles due to the flux of particles being continually directed towards regions of higher concentration. A self-chemotactic-like (SCL) forcing can be introduced in a CTRW model for transport on a network by biasing the jump density of a randomly walking particle towards adjacent vertices with higher concentrations of particles.

Subdiffusion is a form of anomalous diffusion where the mean squared displacement increases as a fractional power $\alpha < 1$ of time, i.e., $\langle x^2(t) \rangle \sim t^\alpha$ [27]. Both standard diffusion and subdiffusion [28–31] may be modeled with CTRWs by including exponential or power law waiting time densities, respectively [27]. There have been numerous studies of pattern formation in subdiffusive systems on a spatial continuum [16,32–34]. Of particular interest to the studies below is anomalous aggregation, which occurs in systems with spatially variant power law waiting time densities. The anomalous aggregation occurs at the spatial location with the lowest power law exponent [16,35].

Here we derive a set of generalized master equations governing the CTRW transport of particles on a network, subject to a vertex- and time-dependent force field. As a particular case, we consider a transport network with all particles of the same species and SCL forcing. We have carried out simulations for both exponential and Mittag-Leffler waiting time densities on a 50 vertex Watts-Strogatz network [36].

An observed feature of CTRWs on networks with SCL forcing is the occurrence of pair aggregation with strongly correlated high concentrations on pairs of distinct adjacent vertices. The number of such pairs increases with the strength of the forcing. The pair aggregation dominates over the steady

^{*}c.angstmann@unsw.edu.au[†]i.donnelly@unsw.edu.au[‡]b.henry@unsw.edu.au[§]trevor.langlands@usq.edu.au

state pattern seen in unforced systems [12] and it occurs in systems with either exponential or Mittag-Leffler waiting time densities. The pair aggregation is also very different from the anomalous aggregation that we observe with a Mittag-Leffler waiting time density on a single vertex and exponential waiting time densities on the remaining vertices.

II. DERIVATION OF A CTRW NETWORK GENERALIZED MASTER EQUATION

A network is defined as a set of vertices connected by a set of edges. The network topology is completely defined by its adjacency matrix,

$$A_{i,j} = \begin{cases} 1 & \text{if there is an edge between vertex } i \text{ and vertex } j \\ 0 & \text{otherwise} \end{cases}. \quad (1)$$

Particles moving at random between connected vertices of a network may be modeled as CTRWs. Here we consider a general case where the waiting time density may be different on different vertices and the effects of a force field are incorporated by biasing the probability of jumping to different connected vertices. This bias may be vertex and time dependent. To derive the generalized master equations for this process, we follow the derivation of the master equation for CTRWs on a spatial continuum carried out in [15,17].

We now consider the behavior of a single particle traversing across a network with J vertices. The probability flux density for the particle to arrive at a vertex v_i , at time t , after taking n jumps, given the particle began at vertex v_0 , at time $t = t_0$, is [14]

$$q_{n+1}(v_i, t | v_0, t_0) = \sum_{j=1}^J \int_{t_0}^t \Psi(v_i, t | v_j, t') q_n(v_j, t' | v_0, t_0) dt'. \quad (2)$$

Here, $\Psi(v_i, t | v_j, t')$ is the probability density for jumping to v_i at t , conditional on arrival at v_j at the earlier time t' . The assumed initial condition for the particle is

$$q_0(v_i, t | v_0, t_0) = \delta_{v_i, v_0} \delta(t - t_0^+). \quad (3)$$

To find the total probability flux density for arrivals at v_i at t , we sum over the number of jumps,

$$q(v_i, t | v_0, t_0) = \sum_{n=0}^{\infty} q_n(v_i, t | v_0, t_0). \quad (4)$$

This then yields

$$q(v_i, t | v_0, t_0) = \sum_{j=1}^J \int_{t_0}^t \Psi(v_i, t | v_j, t') q(v_j, t' | v_0, t_0) dt' + \delta_{v_i, v_0} \delta(t - t_0^+). \quad (5)$$

We assume that the transition density, $\Psi(v_i, t | v_j, t')$, may be expressed as

$$\Psi(v_i, t | v_j, t') = \lambda(v_i | t, v_j) \psi(t - t' | v_j), \quad (6)$$

where λ and ψ are the independent jump and waiting time densities, respectively. The network jump density, from v_j to v_i , incorporates the topology of the network, i.e.,

$\lambda(v_i | t, v_j) = 0$ if $A_{j,i} = 0$. The densities satisfy the normalizations $\sum_{i=1}^J \lambda(v_i | t, v_j) = 1$ for given v_j and t and $\int_0^{\infty} \psi(\tau | v_j) d\tau = 1$ for given v_j .

The probability density of a particle being at v_i at time t , conditional on the particle starting at v_0 at time $t = t_0$, is

$$\rho(v_i, t | v_0, t_0) = \int_{t_0}^t \Phi(t - t' | v_i) q(v_i, t' | v_0, t_0) dt'. \quad (7)$$

Here, $\Phi(t - t' | v_i) = 1 - \int_0^{t-t'} \psi(\tau | v_i) d\tau$ is the survival probability function of a particle not jumping from v_i before time t , given it arrived at v_i at the earlier time t' .

Taking care of the singularity due to the initial conditions, we first define [17,37]

$$q(v_i, t | v_0, t_0) = \delta_{v_i, v_0} \delta(t - t_0^+) + q^+(v_i, t | v_0, t_0), \quad (8)$$

where

$$q^+(v_i, t | v_0, t_0) = \sum_{j=1}^J \int_{t_0}^t \Psi(v_i, t | v_j, t') q(v_j, t' | v_0, t_0) dt' \quad (9)$$

is right side continuous at $t = t_0$. Substituting Eq. (8) into Eq. (7) and differentiating yields

$$\begin{aligned} \frac{d\rho(v_i, t | v_0, t_0)}{dt} &= q^+(v_i, t | v_0, t_0) - \delta_{v_i, v_0} \psi(t - t_0 | v_i) \\ &\quad - \int_{t_0}^t q^+(v_i, t' | v_0, t_0) \psi(t - t' | v_i) dt'. \end{aligned} \quad (10)$$

Further substituting Eq. (9), with Eq. (8), into Eq. (10) yields

$$\begin{aligned} \frac{d\rho(v_i, t | v_0, t_0)}{dt} &= \sum_{j=1}^J \lambda(v_i | t, v_j) \int_{t_0}^t \psi(t - t' | v_j) q(v_j, t' | v_0, t_0) dt' \\ &\quad - \int_{t_0}^t \psi(t - t' | v_i) q(v_i, t' | v_0, t_0) dt'. \end{aligned} \quad (11)$$

We can express the right-hand side of the above in terms of ρ by introducing a memory kernel, $K(t | v_i)$, defined by

$$\begin{aligned} &\int_{t_0}^t \psi(t - t' | v_i) q(v_i, t' | v_0, t_0) dt' \\ &= \int_{t_0}^t K(t - t' | v_i) \left[\int_{t_0}^{t'} \Phi(t' - t'' | v_i) q(v_i, t'' | v_0, t_0) dt'' \right] dt' \\ &= \int_{t_0}^t K(t - t' | v_i) \rho(v_i, t' | v_0, t_0) dt'. \end{aligned} \quad (12)$$

This equivalently defines the memory kernel as $\mathcal{L}\{K(t | v_i)\} = \mathcal{L}\{\psi(t | v_i)\} / \mathcal{L}\{\Phi(t | v_i)\}$, where \mathcal{L} denotes the Laplace transform with respect to time.

We now move from considering the behavior of a single particle to that of an ensemble of particles. We define the density of an ensemble of particles at vertex v_i at time t to be

$$u(v_i, t) = \sum_{v_0 \in V} \int_{t_0}^t \rho(v_i, t | v_0, t_0) dt_0, \quad (13)$$

where V is the set of all vertices. Then, by substituting Eq. (12) into Eq. (11), and rewriting in terms of Eq. (13), we get the

ensemble generalized master equations for stochastic transport on a network with vertex- and time-dependent forcing:

$$\frac{du(v_i, t)}{dt} = \sum_{j=1}^J \lambda(v_i|t, v_j) \int_{t_0}^t K(t-t'|v_j)u(v_j, t')dt' - \int_{t_0}^t K(t-t'|v_i)u(v_i, t')dt', \quad i = 1, \dots, J. \quad (14)$$

The forcing is incorporated through the vertex- and time-dependent bias in the jump densities. In the simplest case, stochastic transport on a network can be modeled by having the probability of jumping between connected vertices equal (equal edge weights). Equation (14) provides a model for stochastic transport on a network with time-dependent edge weightings.

A. Self-chemotactic-like forcing

Self-chemotactic-like (SCL) forcing can be included in Eq. (14) through a bias in the jump density dependent on the concentration of particles on neighboring vertices. By analogy with the standard form for chemotactic attraction in the continuum [38], we consider jump densities of the form

$$\lambda(v_i|t, v_j) = \frac{A_{j,i}e^{\beta u(v_i, t)}}{\sum_{k=1}^J A_{j,k}e^{\beta u(v_k, t)}}. \quad (15)$$

The factor $e^{\beta u(v_i, t)}$ is a sensitivity function that depends on the concentration of the attractant $u(v_i, t)$ and the strength of the chemotaxis, β [38].

The generalized master equations with SCL forcing are thus given by

$$\frac{du(v_i, t)}{dt} = \sum_{j=1}^J \frac{A_{j,i}e^{\beta u(v_i, t)}}{\sum_{k=1}^J A_{j,k}e^{\beta u(v_k, t)}} \int_{t_0}^t K(t-t'|v_j)u(v_j, t')dt' - \int_{t_0}^t K(t-t'|v_i)u(v_i, t')dt', \quad i = 1, \dots, J. \quad (16)$$

III. NUMERICAL SIMULATIONS

In the simulations below, we consider a Watts-Strogatz (WS) network with 50 vertices and rewiring probability of $p = 0.05$ [36]. This class of random network is a widely used model, in part due to the property of low graph diameter, which is a feature seen in metabolic [39], functional brain [40], and

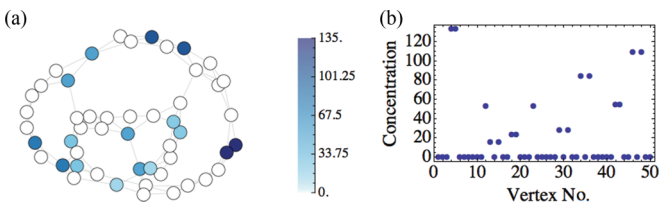


FIG. 1. (Color online) (a) Concentration of particles at $t = 10000$ on network and (b) distribution of concentration, for a 50 vertex Watts-Strogatz network with rewiring probability $p = 0.05$ and exponential waiting time densities.

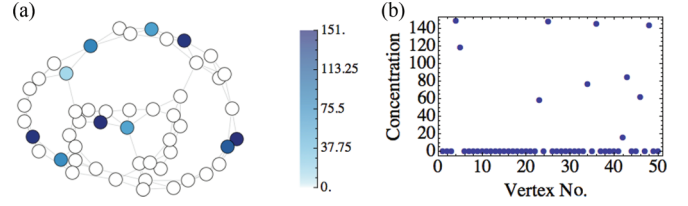


FIG. 2. (Color online) (a) Concentration of particles at $t = 10000$ on network and (b) distribution of concentration, for a 50 vertex Watts-Strogatz network with rewiring probability $p = 0.05$ and with vertex-dependent exponential waiting time densities.

genomic [41] networks. For consistency in evaluating changes in parameters, the same random initial condition is used for all numerical simulations. We have explored WS networks with different numbers of vertices, different rewiring probabilities, and different initial conditions, and the qualitative behavior of pair aggregation, reported below, is consistent across these changes.

A. Exponential waiting time densities

We first consider CTRWs on the network with exponential waiting time densities,

$$\psi(t|v_i) = \gamma(v_i)e^{-\gamma(v_i)t}. \quad (17)$$

In this case, it can be shown that $K(t|v_i) = \gamma(v_i)\delta(t)$ [17], and Eq. (16) is now

$$\frac{du(v_i, t)}{dt} = \sum_{j=1}^J \frac{A_{j,i}e^{\beta u(v_i, t)}}{\sum_{k=1}^J A_{j,k}e^{\beta u(v_k, t)}} \gamma(v_j)u(v_j, t) - \gamma(v_i)u(v_i, t), \quad i = 1, \dots, J. \quad (18)$$

If there is no SCL forcing, $\beta = 0$, and if $\gamma(v_i) = \gamma$ for all v_i , then we recover the unforced Case A Laplacian, previously introduced in [12]. The steady state concentration for this system is proportional to vertex degree, i.e., $u(v_i, t) \propto \kappa_i$ where $\kappa_i = \sum_{j=1}^J A_{i,j}$ is the number of edges connecting to v_i .

If there is SCL forcing in this system, $\beta > 0$, then the steady state concentration is characterized by pair aggregation in which distinct pairs of adjacent vertices have high concentration and other vertices having essentially no concentration. Figure 1 shows the case when $\beta = 1$ and $\gamma(v_i) = 1$ for all i .

In the Appendix, we formally show that pair aggregation is a linearly stable steady state solution of Eq. (18).

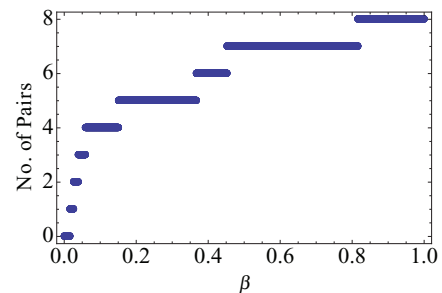


FIG. 3. (Color online) Number of pairs of vertices with high concentration on a 50 vertex Watts-Strogatz network with rewiring probability $p = 0.05$ and exponential waiting time densities.

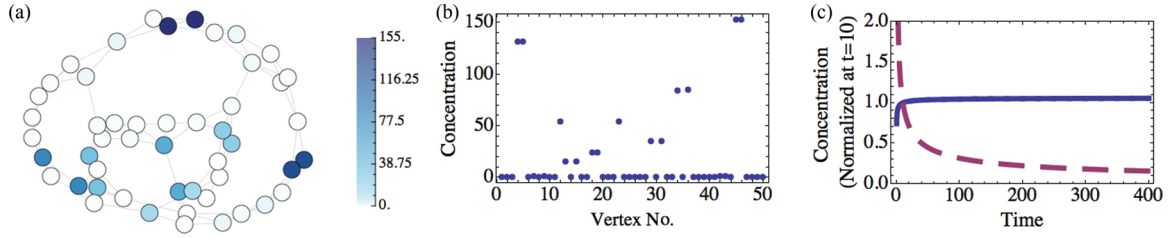


FIG. 4. (Color online) (a) Concentration of particles at $t = 400$ on network and (b) distribution of concentration, for a 50 vertex Watts-Strogatz network with rewiring probability $p = 0.05$ and Mittag-Leffler waiting time densities. (c) The concentration as a function of time on vertices 4 (continuous line) and 6 (dashed line). These concentrations are normalized to the concentration at $t = 10$.

When there is SCL forcing and the rate parameter in the waiting time density is chosen differently for each vertex, the steady state concentration is characterized by distinct pairs of adjacent vertices having high, but unequal, concentration and other vertices having essentially no concentration. An example of this is shown in Fig. 2. The steady state in this case is characterized by unequal concentrations within each pair through the relation $u(v_i, t)\gamma(v_i) = u(v_j, t)\gamma(v_j)$. In the Appendix, this is algebraically shown to be a stable, steady state solution of the generalized master equations, given by Eq. (18).

To investigate the effects of the strength of the chemoattractive sensitivity function given in Eq. (18), we have carried out numerical simulations for a range of $\beta \in [0, 1000]$; see Fig. 3.

For $\beta = 0$, the steady state concentration on each vertex is linearly dependent on vertex degree [12]. For sufficiently small $\beta > 0$, the steady state changes but there is no aggregation onto pairs of connected vertices. As β is increased, the number of pairs of vertices with high concentration increases monotonically. The critical values of β , below which there are no pairs, and above which the number of pairs no longer increases with increasing β , are dependent on both the initial conditions and the network topology. However, between the critical values, the number of pairs still increases monotonically with β .

B. Mittag-Leffler waiting time densities

We now consider CTRWs on the network with Mittag-Leffler waiting time densities [42],

$$\psi(t|v_i) = \frac{t^{\mu(v_i)-1}}{\tau^{\mu(v_i)}} E_{\mu(v_i), \mu(v_i)} \left[-\left(\frac{t}{\tau}\right)^{\mu(v_i)} \right], \quad (19)$$

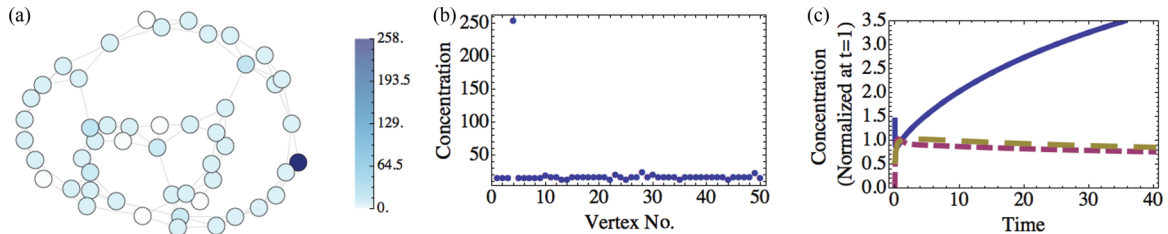


FIG. 5. (Color online) (a) Concentration of particles at $t = 40$ on network and (b) distribution of concentration, for a 50 vertex Watts-Strogatz network with rewiring probability $p = 0.05$ with $\beta = 0$. (c) The concentration as a function of time on vertices 4 (continuous line), 10 (small-dashed line), and 13 (large-dashed line). These concentrations are normalized to the concentration at $t = 1$. Vertex 4 has a Mittag-Leffler waiting density, while the rest of the vertices have identical exponential waiting time densities.

for $0 < \mu(v_i) < 1$. In this equation, τ is a constant scale parameter, $\mu(v_i)$ is a vertex-dependent scaling exponent, and

$$E_{\zeta, \xi}(t) = \sum_{n=0}^{\infty} \frac{t^n}{\Gamma(\zeta n + \xi)}$$

is the generalized Mittag-Leffler function. The waiting time density defined by Eq. (19) is a heavy tailed function with power law decay of the form $t^{-1+\mu(v_i)}$. The generalized master equations, Eq. (16) in this case, can be written as

$$\frac{du(v_i, t)}{dt} = \sum_{j=1}^J \frac{A_{j,i} e^{\beta u(v_i, t)}}{\sum_{k=1}^J A_{j,k} e^{\beta u(v_k, t)}} \frac{1}{\tau^{\mu(v_j)}} D_t^{1-\mu(v_j)} u(v_j, t) - \frac{1}{\tau^{\mu(v_i)}} D_t^{1-\mu(v_i)} u(v_i, t), \quad i = 1, \dots, J, \quad (20)$$

where the memory kernel is given by the relation in Laplace space s ; $\mathcal{L}\{K(v_i, s)\} \sim \frac{1}{\tau^{\mu(v_i)}} s^{1-\mu(v_i)}$ and ${}_0D_t^{1-\mu}$ is a Riemann-Liouville fractional derivative [43].

Figure 4 shows the simulation of Eq. (20) with $\beta = 1$. The pair aggregation is very similar but not identical to the pair aggregation with exponential waiting time densities; see Fig. 1.

In the Appendix, we have carried out linear stability analysis of paired steady states and we have shown that these classes of steady states are linearly stable. The approach to the steady state is shown in Fig. 4(c).

We have also carried out a range of simulations with a Mittag-Leffler waiting time density on a selected vertex and exponential waiting time densities on the remainder. When $\beta = 0$, the concentration is highly localized on the vertex with the Mittag-Leffler waiting time density; see Fig. 5.

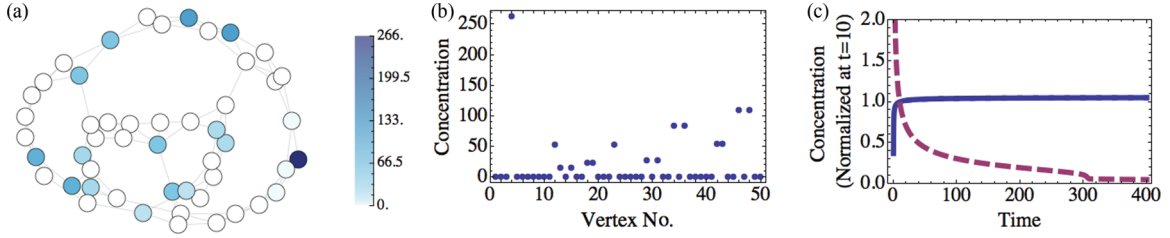


FIG. 6. (Color online) (a) Concentration of particles at $t = 400$ on network and (b) distribution of concentration, for a 50 vertex Watts-Strogatz network with rewiring probability $p = 0.05$ with $\beta = 1$. (c) The concentration as a function of time on vertices 4 (continuous line) and 5 (dashed line). These concentrations are normalized to the concentration at $t = 10$. Vertex 4 has an Mittag-Leffler waiting density, while the rest of the vertices have identical exponential waiting time densities.

This is similar to the anomalous aggregation observed in the continuum [16,35]. The increase in concentration at the site with the Mittag-Leffler waiting time density and the decay in concentration at other vertices is shown in Fig. 5(c). If the SCL forcing is included, then pair aggregation occurs, except in the neighborhood of the vertex with the Mittag-Leffler waiting time density. The anomalous aggregation can be seen at vertex 4 of Fig. 6(b), with pair aggregates or essentially zero concentrations on the rest of the vertices. The approach to the steady state is shown in Fig. 6(c) for the vertex with the Mittag-Leffler waiting time density and a neighboring vertex with exponential waiting time densities.

IV. CONCLUSION

We have considered the problem of particles moving randomly from vertex to vertex on a network, with a bias due to a force field that varies across the vertices and in time. The problem is formulated using a continuous time random walk as the underlying stochastic process, and the generalized master equations for the concentration of particles on vertices have been derived. The generalized master equations also allow for the modeling of networks with weighted edges, where the edge weights may be a function of time. From this general model, we consider the particular case of stochastic transport on a network with a self-chemotactic-like force. With this force, the jump densities of the particles are biased so that they are more likely to jump to neighboring vertices that have higher concentrations of particles. We have carried out an algebraic linear stability analysis of steady state solutions and we have performed numerical simulations over a range of strengths of the chemotactic attraction. The stochastic transport with self-chemotactic-like forcing results in pair-aggregate pattern formation in which particles aggregate onto distinct pairs of connected vertices. We considered two different waiting time densities in our analysis: an exponential waiting time density and a Mittag-Leffler waiting time density. On a spatial continuum, these waiting time densities result in standard diffusion and subdiffusion, respectively. The aggregation from self-chemotactic-like forcing persists for systems with either of these waiting time densities. The pair aggregation can also coexist with anomalous aggregation, caused by having a power law waiting time density on a single vertex and having exponential waiting time densities on the remainder.

ACKNOWLEDGMENT

This work was supported by the Australian Commonwealth Government (Grant No. ARC DP1094680).

APPENDIX: LINEAR STABILITY ANALYSIS

In this Appendix, we show that pair aggregation is a linearly stable steady state solution of the generalized master equations for both exponential and Mittag-Leffler waiting time densities, given by Eqs. (18) and (20). A pair-aggregate steady state is defined as two connected vertices, $u(v_m, t)$ and $u(v_n, t)$, with a high concentration and the remaining $u(v_i, t) = 0$. This steady state is exact in the limit $u(v_m, t) \rightarrow \infty$ and $u(v_n, t) \rightarrow \infty$; and $u(v_i, t) \approx 0$ for large, but finite $u(v_m, t)$ and $u(v_n, t)$.

1. Exponential waiting time densities

The generalized master equations with SCL forcing and exponential waiting time densities are given by

$$\frac{du(v_i, t)}{dt} = \sum_{j=1}^J \frac{A_{j,i} e^{\beta u(v_i, t)}}{\sum_{k=1}^J A_{j,k} e^{\beta u(v_k, t)}} \gamma(v_j) u(v_j, t) - \gamma(v_i) u(v_i, t), \quad i = 1, \dots, J. \quad (\text{A1})$$

Here we consider a single pair aggregation, defined as $\gamma(v_m) u(v_m, t) = \gamma(v_n) u(v_n, t)$ with the remaining $u(v_i, t) = 0$, and show that it is an approximate linearly stable steady state solution of the generalized master equations, given by Eq. (A1) for sufficiently large, constant $u(v_m, t)$ and $u(v_n, t)$. For notational simplicity, we write $u(v_i, t)$ as u_i and $\gamma(v_i) = \gamma_i$. Note also that

$$\sum_{k=1}^J A_{m,k} e^{\beta u_k} = \sum_{k=1, k \neq n}^J A_{m,k} e^{\beta 0} + e^{\beta u_n} = \kappa_m - 1 + e^{\beta u_n}, \quad (\text{A2})$$

$$\sum_{k=1}^J A_{n,k} e^{\beta u_k} = \sum_{k=1, k \neq m}^J A_{n,k} e^{\beta 0} + e^{\beta u_m} = \kappa_n - 1 + e^{\beta u_m}, \quad (\text{A3})$$

where κ_i is the degree of v_i . For constant u_i , the left-hand side of the generalized master equations is identically zero and it remains to be shown that the right-hand side is zero.

For vertices $i \neq m, n$, the right-hand side of Eq. (A1) simplifies to

$$\begin{aligned} & \frac{A_{m,i}\gamma_m u_m}{\sum_{k=1}^J A_{m,k} e^{\beta u_k}} + \frac{A_{n,i}\gamma_n u_n}{\sum_{k=1}^J A_{n,k} e^{\beta u_k}} \\ &= \frac{A_{m,i}\gamma_m u_m}{\kappa_m - 1 + e^{\beta u_n}} + \frac{A_{n,i}\gamma_n u_n}{\kappa_n - 1 + e^{\beta u_m}}. \end{aligned} \quad (\text{A4})$$

Given that $\kappa_m, \kappa_n \geq 1$, the right-hand side of Eq. (A4) is bounded above by $\gamma_m u_m e^{-\beta u_n} + \gamma_n u_n e^{-\beta u_m}$ and this is approximately zero for sufficiently large u_m and u_n .

For $i = m, n$ and sufficiently large u_m and u_n , the right-hand side of Eq. (A1) simplifies to

$$\frac{1}{1 + (\kappa_n - 1)e^{-\beta u_m}} \gamma_n u_n - \gamma_m u_m \approx \gamma_n u_n - \gamma_m u_m, \quad (\text{A5})$$

$$\frac{1}{1 + (\kappa_m - 1)e^{-\beta u_n}} \gamma_m u_m - \gamma_n u_n \approx \gamma_m u_m - \gamma_n u_n, \quad (\text{A6})$$

which defines steady state concentrations at vertices m and n if $\gamma_n u_n = \gamma_m u_m$.

Thus the solution where $\gamma_n u_n = \gamma_m u_m$ is a constant, and with the remaining $u_i = 0$, is an approximate steady state solution of the generalized master equations with exponential waiting time densities.

To consider the linear stability of this solution, we substitute the perturbed solution, $u_i = u_i^* + \Delta u_i(t)$ where u_i^* is the steady state solution found above, into the generalized master equations given by Eq. (A1). This yields

$$\begin{aligned} \frac{d u_i^*}{d t} + \frac{d \Delta u_i(t)}{d t} &= \sum_{j=1}^J \frac{A_{j,i} e^{\beta u_i^*} e^{\beta \Delta u_i(t)}}{\sum_{k=1}^J A_{j,k} e^{\beta u_k^*} e^{\beta \Delta u_k(t)}} \\ &\times \gamma_j [u_j^* + \Delta u_j(t)] - \gamma_i u_i^* - \gamma_i \Delta u_i(t). \end{aligned} \quad (\text{A7})$$

For $i \neq m, n$, the linear stability equation becomes

$$\begin{aligned} \frac{d \Delta u_i(t)}{d t} &= \sum_{j=1, j \neq m, n}^J \frac{A_{j,i} e^{\beta \Delta u_i(t)} \gamma_j \Delta u_j(t)}{\sum_{k=1, k \neq m, n}^J A_{j,k} e^{\beta \Delta u_k(t)} + A_{j,m} e^{\beta u_m^*} e^{\beta \Delta u_m(t)^*} + A_{j,n} e^{\beta u_n^*} e^{\beta \Delta u_n(t)^*}} \\ &+ \frac{A_{m,i} e^{\beta \Delta u_i(t)} \gamma_m [u_m^* + \Delta u_m(t)]}{\sum_{k=1, k \neq n}^J A_{m,k} e^{\beta \Delta u_k(t)} + A_{m,n} e^{\beta u_n^*} e^{\beta \Delta u_n(t)}} + \frac{A_{n,i} e^{\beta \Delta u_i(t)} \gamma_n [u_n^* + \Delta u_n(t)]}{\sum_{k=1, k \neq m}^J A_{n,k} e^{\beta \Delta u_k(t)} + A_{n,m} e^{\beta u_m^*} e^{\beta \Delta u_m(t)}} - \gamma_i \Delta u_i(t). \end{aligned} \quad (\text{A8})$$

For small Δu_i , we take the leading order terms of the Taylor series expansion of the exponentials. Then we have

$$\begin{aligned} \frac{d \Delta u_i(t)}{d t} &= \sum_{j=1, j \neq m, n}^J \frac{A_{j,i} [1 + \beta \Delta u_i(t)] \gamma_j \Delta u_j(t)}{\sum_{k=1, k \neq m, n}^J A_{j,k} [1 + \beta \Delta u_k(t)] + A_{j,m} e^{\beta u_m^*} [1 + \beta \Delta u_m(t)] + A_{j,n} e^{\beta u_n^*} [1 + \beta \Delta u_n(t)]} \\ &+ \frac{A_{m,i} [1 + \beta \Delta u_i(t)] \gamma_m [u_m^* + \Delta u_m(t)]}{\sum_{k=1, k \neq n}^J A_{m,k} [1 + \beta \Delta u_k(t)] + A_{m,n} e^{\beta u_n^*} [1 + \beta \Delta u_n(t)]} \\ &+ \frac{A_{n,i} [1 + \beta \Delta u_i(t)] \gamma_n [u_n^* + \Delta u_n(t)]}{\sum_{k=1, k \neq m}^J A_{n,k} [1 + \beta \Delta u_k(t)] + A_{n,m} e^{\beta u_m^*} [1 + \beta \Delta u_m(t)]} - \gamma(v_i) \Delta u_i(t). \end{aligned} \quad (\text{A9})$$

A further reduction to leading order in Δu_i results in

$$\frac{d \Delta u_i(t)}{d t} = \sum_{j=1, j \neq m, n}^J \frac{A_{j,i} \gamma_j \Delta u_j(t)}{A_{j,m} e^{\beta u_m^*} + A_{j,n} e^{\beta u_n^*}} + \frac{A_{m,i} \gamma_m u_m^*}{A_{m,n} e^{\beta u_n^*}} + \frac{A_{n,i} \gamma_n u_n^*}{A_{n,m} e^{\beta u_m^*}} - \gamma_i \Delta u_i(t). \quad (\text{A10})$$

For sufficiently large u_n^* and u_m^* , we have the approximate result

$$\frac{d \Delta u_i(t)}{d t} = -\gamma_i \Delta u_i(t). \quad (\text{A11})$$

We now consider the linear stability equation, given by Eq. (A8), for $i = m$:

$$\begin{aligned} \frac{d \Delta u_m(t)}{d t} &= \sum_{j=1, j \neq n}^J \frac{A_{j,m} e^{\beta u_m^*} e^{\beta \Delta u_m(t)} \gamma_j \Delta u_j(t)}{A_{j,n} e^{\beta u_n^*} e^{\beta \Delta u_n(t)} + A_{j,m} e^{\beta u_m^*} e^{\beta \Delta u_m(t)} + \sum_{k=1, k \neq m, n}^J A_{j,k} e^{\beta \Delta u_k(t)}} \\ &+ \frac{e^{\beta u_m^*} e^{\beta \Delta u_m(t)} \gamma_n [u_n^* + \Delta u_n(t)]}{e^{\beta u_m^*} e^{\beta \Delta u_m(t)} + \sum_{k=1, k \neq m}^J A_{n,k} e^{\beta \Delta u_k(t)}} - \gamma_m [u_m^* + \Delta u_m(t)]. \end{aligned} \quad (\text{A12})$$

Again, retaining leading order terms of the Taylor series expansion of the exponential, we arrive at

$$\begin{aligned} \frac{d\Delta u_m(t)}{dt} = & \sum_{j=1, j \neq n}^J \frac{A_{j,m} e^{\beta u_m^*} \gamma(v_j) \Delta u_j(t)}{A_{j,n} (e^{\beta u_n^*} - 1) + A_{j,m} (e^{\beta u_m^*} - 1) + \kappa_j} \\ & + \frac{e^{\beta u_m^*} \gamma_n [u_n^* + \Delta u_n(t)]}{e^{\beta u_m^*} + \kappa_n - 1} - \gamma_m [u_m^* + \Delta u_m(t)]. \end{aligned} \quad (\text{A13})$$

For sufficiently large u_m^* and u_n^* , the above reduces to

$$\begin{aligned} \frac{d\Delta u_m(t)}{dt} = & \sum_{j=1, j \neq n}^J \frac{A_{j,m} \gamma_j \Delta u_j(t)}{A_{j,n} e^{\beta(u_n^* - u_m^*)} + A_{j,m}} + \gamma_n [u_n^* + \Delta u_n(t)] \\ & - \gamma_m [u_m^* + \Delta u_m(t)]. \end{aligned} \quad (\text{A14})$$

Given that the perturbations Δu_i decay to zero if $i \neq m, n$, the above further simplifies to

$$\frac{d\Delta u_m(t)}{dt} = \gamma_n \Delta u_n(t) - \gamma_m \Delta u_m(t). \quad (\text{A15})$$

Finally, we note that from conservation of mass, $\Delta u_n(t) = -\Delta u_m(t)$ and then

$$\frac{d\Delta u_m(t)}{dt} = -(\gamma_n + \gamma_m) \Delta u_m(t). \quad (\text{A16})$$

A similar equation governs the behavior of perturbations $\Delta u_n(t)$ so that, from Eqs. (A11) and (A16), all perturbations decay exponentially to zero and the pair-aggregate steady state is asymptotically stable.

It is straightforward to generalize this to steady state solutions consisting of multiple distinct pairs with high concentration and the remaining vertices with zero concentration.

2. Mittag-Leffler waiting time densities

The generalized master equations with SCL forcing and Mittag-Leffler waiting time densities are

$$\frac{du_i^*}{dt} + \frac{d\Delta u_i(t)}{dt} = \frac{1}{\tau^\mu} \left\{ \sum_{j=1}^J \frac{A_{j,i} e^{\beta u_i^*} e^{\beta \Delta u_i(t)}}{\sum_{k=1}^J A_{j,k} e^{\beta u_k^*} e^{\beta \Delta u_k(t)}} {}_0D_t^{1-\mu} [u_j^* + \Delta u_j(t)] - {}_0D_t^{1-\mu} u_i^* - {}_0D_t^{1-\mu} \Delta u_i(t) \right\}. \quad (\text{A21})$$

For $i \neq m, n$, we may rewrite the right-hand side of the above as

$$\begin{aligned} & \frac{1}{\tau^\mu} \sum_{j=1, j \neq m, n}^J \frac{A_{j,i} e^{\beta \Delta u_i(t)} {}_0D_t^{1-\mu} \Delta u_j(t)}{\sum_{k=1, k \neq m, n}^J A_{j,k} e^{\beta \Delta u_k(t)} + A_{j,m} e^{\beta u_m^*} e^{\beta \Delta u_m(t)^*} + A_{j,n} e^{\beta u_n^*} e^{\beta \Delta u_n(t)^*}} + \frac{1}{\tau^\mu} \frac{A_{m,i} e^{\beta \Delta u_i(t)} {}_0D_t^{1-\mu} [u_m^* + \Delta u_m(t)]}{\sum_{k=1, k \neq n}^J A_{m,k} e^{\beta \Delta u_k(t)} + A_{m,n} e^{\beta u_n^*} e^{\beta \Delta u_n(t)}} \\ & + \frac{1}{\tau^\mu} \frac{A_{n,i} e^{\beta \Delta u_i(t)} {}_0D_t^{1-\mu} [u_n^* + \Delta u_n(t)]}{\sum_{k=1, k \neq m}^J A_{n,k} e^{\beta \Delta u_k(t)} + A_{n,m} e^{\beta u_m^*} e^{\beta \Delta u_m(t)}} - \frac{1}{\tau^\mu} {}_0D_t^{1-\mu} \Delta u_i(t). \end{aligned} \quad (\text{A22})$$

By taking Taylor expansions up to leading order terms of the exponentials, this reduces to

$$\frac{1}{\tau^\mu} \left[\sum_{j=1, j \neq m, n}^J \frac{A_{j,i} {}_0D_t^{1-\mu} \Delta u_j(t)}{A_{j,m} e^{\beta u_m^*} + A_{j,n} e^{\beta u_n^*}} + \frac{A_{m,i} {}_0D_t^{1-\mu} u_m^*}{A_{m,n} e^{\beta u_n^*}} + \frac{A_{n,i} {}_0D_t^{1-\mu} u_n^*}{A_{n,m} e^{\beta u_m^*}} - {}_0D_t^{1-\mu} \Delta u_i(t) \right]. \quad (\text{A23})$$

given by

$$\begin{aligned} \frac{du(v_i, t)}{dt} = & \sum_{j=1}^J \frac{A_{j,i} e^{\beta u(v_i, t)}}{\sum_{k=1}^J A_{j,k} e^{\beta u(v_k, t)}} \frac{1}{\tau^\mu (v_j)} {}_0D_t^{1-\mu(v_j)} u(v_j, t) \\ & - \frac{1}{\tau^\mu (v_i)} {}_0D_t^{1-\mu(v_i)} u(v_i, t), \quad di = 1, \dots, J. \end{aligned} \quad (\text{A17})$$

We first show that the single pair aggregate with large and constant $u_m = u_n$ and the remaining $u_i = 0$ is a steady state solution of Eq. (A17).

For $i \neq m, n$, the left-hand side of Eq. (A17) is identically zero and the right-hand side may be written as

$$\begin{aligned} & \frac{1}{\tau^\mu} \left[\frac{A_{m,i} {}_0D_t^{1-\mu} u_m}{\sum_{k=1}^J A_{m,k} e^{\beta u_k}} + \frac{A_{n,i} {}_0D_t^{1-\mu} u_n}{\sum_{k=1}^J A_{n,k} e^{\beta u_k}} \right] \\ & = \frac{1}{\tau^\mu} \left[\frac{A_{m,i} {}_0D_t^{1-\mu} u_m}{\kappa_m - 1 + e^{\beta u_n}} + \frac{A_{n,i} {}_0D_t^{1-\mu} u_n}{\kappa_n - 1 + e^{\beta u_m}} \right]. \end{aligned} \quad (\text{A18})$$

Clearly this is bounded above by $\frac{1}{\tau^\mu} \left[\frac{A_{m,i} {}_0D_t^{1-\mu} u_m}{e^{\beta u_n}} + \frac{A_{n,i} {}_0D_t^{1-\mu} u_n}{e^{\beta u_m}} \right]$, which is approximately equal to zero for sufficiently large $u_m = u_n$.

For $i = m, n$ and sufficiently large $u_m = u_n$, the right-hand side of Eq. (A17) may be simplified to

$$\begin{aligned} & \frac{1}{\tau^\mu} \left[\frac{e^{\beta u_m}}{\kappa_m - 1 + e^{\beta u_m}} {}_0D_t^{1-\mu} u_m^* - {}_0D_t^{1-\mu} u_m \right] \\ & \approx \frac{1}{\tau^\mu} [{}_0D_t^{1-\mu} u_n - {}_0D_t^{1-\mu} u_m], \end{aligned} \quad (\text{A19})$$

$$\begin{aligned} & \frac{1}{\tau^\mu} \left[\frac{e^{\beta u_n}}{\kappa_n - 1 + e^{\beta u_n}} {}_0D_t^{1-\mu} u_m - {}_0D_t^{1-\mu} u_n \right] \\ & \approx \frac{1}{\tau^\mu} [{}_0D_t^{1-\mu} u_m - {}_0D_t^{1-\mu} u_n]. \end{aligned} \quad (\text{A20})$$

Given that $u_m = u_n$, this defines a steady state for Eqs. (A17).

To consider the linear stability of the steady state, which we represent by u_i^* , we substitute $u(v_i, t) = u_i^* + \Delta u_i(t)$ into Eq. (A17) and retain terms linear in Δu_i . The substitution yields

For sufficiently large u_n^* and u_m^* , this can be further simplified to the approximate result

$$\frac{d\Delta u_i(t)}{dt} = -\frac{{}_0D_t^{1-\mu}}{\tau^\mu} \Delta u_i(t), \quad (\text{A24})$$

and the perturbations Δu_i decay to zero with time.

We now consider the linear stability of the steady state solution u_i^* for $i = m$. In this case, the governing evolution equation for the perturbation Δu_m is given by

$$\begin{aligned} \frac{d\Delta u_m(t)}{dt} = & \frac{1}{\tau^\mu} \sum_{j=1, j \neq n}^J \frac{A_{j,m} e^{\beta u_m^*} e^{\beta \Delta u_m(t)} {}_0D_t^{1-\mu} \Delta u_j(t)}{A_{j,n} e^{\beta u_n^*} e^{\beta \Delta u_n(t)} + A_{j,m} e^{\beta u_m^*} e^{\beta \Delta u_m(t)} + \sum_{k=1, k \neq m, n}^J A_{j,k} e^{\beta \Delta u_k(t)}} \\ & + \frac{1}{\tau^\mu} \frac{e^{\beta u_m^*} e^{\beta \Delta u_m(t)} {}_0D_t^{1-\mu} [u_n^* + \Delta u_n(t)]}{e^{\beta u_m^*} e^{\beta \Delta u_m(t)} + \sum_{k=1, k \neq m}^J A_{n,k} e^{\beta \Delta u_k(t)}} - \frac{1}{\tau^\mu} {}_0D_t^{1-\mu} [u_m^* + \Delta u_m(t)]. \end{aligned} \quad (\text{A25})$$

In a similar manner to above, we take leading order terms in the Taylor series expansion of the exponential. This yields

$$\frac{1}{\tau^\mu} \left\{ \sum_{j=1, j \neq n}^J \frac{A_{j,m} e^{\beta u_m^*} {}_0D_t^{1-\mu} \Delta u_j(t)}{A_{j,n} e^{\beta u_n^*} + A_{j,m} e^{\beta u_m^*} + \kappa_j} + \frac{e^{\beta u_m^*} {}_0D_t^{1-\mu} [u_n^* + \Delta u_n(t)]}{e^{\beta u_m^*} + \kappa_n} - {}_0D_t^{1-\mu} [u_m^* + \Delta u_m(t)] \right\}. \quad (\text{A26})$$

For sufficiently large u_m^* and u_n^* , this reduces to

$$\frac{1}{\tau^\mu} \sum_{j=1, j \neq n}^J \frac{A_{j,m} {}_0D_t^{1-\mu} \Delta u_j(t)}{A_{j,n} + A_{j,m}} + \frac{{}_0D_t^{1-\mu} [u_n^* + \Delta u_n(t)]}{\tau^\mu} - \frac{{}_0D_t^{1-\mu} [u_m^* + \Delta u_m(t)]}{\tau^\mu}. \quad (\text{A27})$$

Previously we showed that in the long time limit, $\Delta u_i(t) = 0$ for $i \neq m, n$. In the long time limit, we also have $\Delta u_n(t) = -\Delta u_m(t)$, from conservation of mass, so that the expression in Eq. (A27) further reduces to

$$-\frac{{}_0D_t^{1-\mu}}{\tau^\mu} [\Delta u_m(t) - \Delta u_n(t)] = -2 \frac{{}_0D_t^{1-\mu}}{\tau^\mu} [\Delta u_m(t)]. \quad (\text{A28})$$

It follows that both $\Delta u_m(t)$ and $\Delta u_n(t)$ decay to zero. Thus, u_i^* is an asymptotically stable solution.

-
- [1] V. Colizza, R. Pastor-Satorras, and A. Vespignani, *Nat. Phys.* **3**, 276 (2007).
[2] D. Balcan and A. Vespignani, *Nat. Phys.* **7**, 581 (2011).
[3] C. Varloteaux, S. Békri, and P. M. Adler, *Adv. Water Resour.* **53**, 87 (2012).
[4] A. Raj, A. Kuceyeski, and M. Weiner, *Neuron* **73**, 1204 (2012).
[5] J. D. Murray, *Mathematical Biology* (Springer, Berlin, 2002), Vol. 2.
[6] V. Méndez, S. Fedotov, and W. Horsthemke, *Reaction-Transport Systems: Mesoscopic Foundations, Fronts, and Spatial Instabilities* (Springer, Berlin, 2010).
[7] H. Nakao and A. S. Mikhailov, *Nat. Phys.* **6**, 544 (2010).
[8] S. Hata, H. Nakao, and A. S. Mikhailov, *Europhys. Lett.* **98**, 64004 (2012).
[9] M. Wolfrum, *Physica D* **241**, 1351 (2012).
[10] F. Camboni and I. M. Sokolov, *Phys. Rev. E* **85**, 050104 (2012).
[11] M. Asslani, F. Di Patti, and D. Fanelli, *Phys. Rev. E* **86**, 046105 (2012).
[12] C. N. Angstmann, I. C. Donnelly, and B. I. Henry, *Phys. Rev. E* **87**, 032804 (2013).
[13] E. Montroll and G. Weiss, *J. Math. Phys.* **6**, 167 (1965).
[14] H. Scher and M. Lax, *Phys. Rev. B* **7**, 4491 (1973).
[15] B. I. Henry, T. A. M. Langlands, and P. Straka, *Phys. Rev. Lett.* **105**, 170602 (2010).
[16] S. Fedotov, *Phys. Rev. E* **83**, 021110 (2011).
[17] C. N. Angstmann, I. C. Donnelly, and B. I. Henry, *Math. Model. Nat. Phenom.* **8**, 17 (2013).
[18] E. Barkai, R. Metzler, and J. Klafter, *Phys. Rev. E* **61**, 132 (2000).
[19] B. Berkowitz, J. Klafter, R. Metzler, and H. Scher, *Water Resour. Res.* **38**, 9 (2002).
[20] T. A. M. Langlands and B. I. Henry, *Phys. Rev. E* **81**, 051102 (2010).
[21] W. Alt, *J. Math. Biol.* **9**, 147 (1980).
[22] H. G. Othmer, S. R. Dunbar, and W. Alt, *J. Math. Biol.* **26**, 263 (1988).
[23] A. Stevens and H. G. Othmer, *SIAM J. Appl. Math.* **57**, 1044 (1997).
[24] P.-G. de Gennes, *Euro. Biophys.* **33**, 691 (2004).
[25] G. H. Wadhams and J. P. Armitage, *Nat. Rev. Mol. Cell Biol.* **5**, 1024 (2004).
[26] D. A. Clark and L. C. Grant, *Proc. Natl. Acad. Sci. USA* **102**, 9150 (2005).
[27] R. Metzler and J. Klafter, *Phys. Rep.* **339**, 1 (2000).
[28] D. L. Koch and J. F. Brady, *Phys. Fluids* **31**, 965 (1988).
[29] D. V. Nicolau Jr, J. F. Hancock, and K. Burrage, *Biophys.* **92**, 1975 (2007).
[30] J. Szymanski and M. Weiss, *Phys. Rev. Lett.* **103**, 038102 (2009).
[31] V. Ganti, M. M. Meerschaert, E. Foufoula-Georgiou, E. Viparelli, and G. Parker, *J. Geophys. Res.* **115**, F00A12 (2010).

- [32] B. I. Henry, T. A. M. Langlands, and S. L. Wearne, *Phys. Rev. E* **72**, 026101 (2005).
- [33] Y. Nec and A. A. Nepomnyashchy, *J. Phys. A* **40**, 14687 (2007).
- [34] D. Hernández, C. Varea, and R. A. Barrio, *Phys. Rev. E* **79**, 026109 (2009).
- [35] S. Fedotov and S. Falconer, *Phys. Rev. E* **85**, 031132 (2012).
- [36] D. J. Watts and S. H. Strogatz, *Nature (London)* **393**, 440 (1998).
- [37] C. Angstmann and B. I. Henry, *Phys. Rev. E* **84**, 061146 (2011).
- [38] A. Stevens, *SIAM J. Appl. Math.* **61**, 172 (2000).
- [39] A. Wagner and D. A. Fell, *Proc. R. Soc. B* **268**, 1803 (2001).
- [40] S. Achard, R. Salvador, B. Whitcher, J. Suckling, and E. Bullmore, *J. Neurosci.* **26**, 63 (2006).
- [41] A.-L. Barabási and Z. N. Oltvai, *Nat. Rev. Genet.* **5**, 101 (2004).
- [42] R. Hilfer and L. Anton, *Phys. Rev. E* **51**, R848 (1995).
- [43] K. B. Oldham and J. Spanier, *The Fractional Calculus* (Dover, New York, 1974), Vol. 17.