



Grundmann, J. T. et al. (2019) Solar Sails for Planetary Defense and High-Energy Missions. In: 2019 IEEE Aerospace Conference, Big Sky, MT, USA, 02-09 Mar 2019, ISBN 9781538668542.

There may be differences between this version and the published version. You are advised to consult the publisher's version if you wish to cite from it.

<http://eprints.gla.ac.uk/178362/>

Deposited on: 21 January 2019

Enlighten – Research publications by members of the University of Glasgow
<http://eprints.gla.ac.uk>

Solar Sails for Planetary Defense & High-Energy Missions

Jan Thimo Grundmann, Waldemar Bauer, Kai Borchers, Etienne Dumont,
Christian D. Grimm, Tra-Mi Ho, Rico Jahnke, Aaron D. Koch, Caroline
Lange, Volker Maiwald, Jan-Gerd Meß, Eugen Mikulz, Dominik Quantius,
Siebo Reershemius, Thomas Renger, Kaname Sasaki, Patric Seefeldt, Peter
Spietz, Tom Spröwitz, Maciej Sznajder, Norbert Tóth
DLR German Aerospace Center, Institute of Space Systems,
Robert-Hooke-Strasse 7, 28359 Bremen, Germany
jan.grundmann@dlr.de, +49-421-24420-1107

Waldemar.Bauer@dlr.de, Kai.Borchers@dlr.de, Etienne.Dumont@dlr.de,
Christian.Grimm@dlr.de, Tra-Mi.Ho@dlr.de, Rico.Jahnke@dlr.de,
Aaron.Koch@dlr.de, caroline.lange@dlr.de, volker.maiwald@dlr.de, Jan-
Gerd.Mess@dlr.de, Eugen.Mikulz@dlr.de, Dominik.Quantius@dlr.de,
Siebo.Reershemius@dlr.de, Thomas.Renger@dlr.de, Kaname.Sasaki@dlr.de,
Patric.Seefeldt@dlr.de, Peter.Spietz@dlr.de, Tom.Sproewitz@dlr.de,
Maciej.Sznajder@dlr.de, Norbert.Toth@dlr.de

Matteo Ceriotti, Colin McInnes,
Alessandro Peloni,
University of Glasgow
Glasgow, Scotland G12 8QQ
United Kingdom
matteo.ceriotti@glasgow.ac.uk,
Colin.McInnes@glasgow.ac.uk,
alessandro.peloni@gmail.com

Bernd Dachwald
Faculty of Aerospace Engineering
FH Aachen Univ. of Applied Sciences
Hohenstaufenallee 6
52064 Aachen, Germany
dachwald@fh-aachen.de

Roy Lichtenheldt, Friederike Wolff
DLR German Aerospace Center
Robotics and Mechatronics Center
Institute of System Dynamics and
Control
Oberpfaffenhofen, Münchener Str.
20, 82234 Weßling, Germany
Roy.Lichtenheldt@dlr.de,
Friederike.Wolff@dlr.de

Ralf Boden, Johannes Riemann,
Wolfgang Seboldt, Elisabet Wejmo,
Christian Ziach
Consultants to
DLR Institute of Space Systems
boden.ralf@gmail.com,
joriema@web.de,
nc-seboldwo@netcologne.de,
elisabet.wejmo@yahoo.com,
C.Ziach@htgf.de

Federico Cordero
Telespazio-VEGA
Darmstadt
Germany
federico.cordero@telespazio-vega.de

Jens Biele
Christian Krause
DLR German Aerospace Center
Space Operations and Astronaut
Training – MUSC
51147 Cologne, Germany
Jens.Biele@dlr.de
Christian.Krause@dlr.de

David Herčík
Institute for Geophysics and
Extraterrestrial Physics
Technical University Braunschweig
Braunschweig, Germany
d.hercik@tu-braunschweig.de

Alexander Koncz, Ivanka Pelivan,
Nicole Schmitz
DLR German Aerospace Center
Institute of Planetary Research
Rutherfordstr. 2, 12489 Berlin,
Germany
Alexander.Koncz@dlr.de,
Ivanka.Pelivan@dlr.de,
Nicole.Schmitz@dlr.de

Tobias Mikschl, Sergio Montenegro,
Michael Ruffer
Informatik 8
Universität Würzburg
Am Hubland, 97074 Würzburg,
Germany
tobias.mikschl@uni-wuerzburg.de,
montenegro@informatik.uni-
wuerzburg.de,
michael.ruffer@uni-wuerzburg.de

Simon Tardivel
CNES
Future Missions Flight Dynamics
18 avenue E. Belin,
31401 Toulouse cedex 9, France
Simon.Tardivel@cnes.fr

Abstract— 20 years after the successful ground deployment test of a (20 m)² solar sail at DLR Cologne, and in the light of the upcoming U.S. NEAscout mission, we provide an overview of the progress made since in our mission and hardware design studies as well as the hardware built in the course of our solar sail technology development. We outline the most likely and most efficient routes to develop solar sails for useful missions in science and applications, based on our developed ‘now-term’ and near-term hardware as well as the many practical and managerial lessons learned from the DLR-ESTEC GOSSAMER Roadmap. Mission types directly applicable to planetary defense include single and Multiple NEA Rendezvous ((M)NR) for precursor, monitoring and follow-up scenarios as well as sail-propelled head-on retrograde kinetic impactors (RKI) for mitigation. Other mission types such as the Displaced L1 (DL1) space weather advance warning and monitoring or Solar Polar Orbiter (SPO) types demonstrate the capability of near-term solar sails to achieve asteroid rendezvous in any kind of orbit, from Earth-coorbital to extremely inclined and even retrograde orbits. Some of these mission types such as SPO, (M)NR and RKI include separable payloads. For one-way access to the asteroid surface, nanolandings like MASCOT are an ideal match for solar sails in micro-spacecraft format, i.e. in launch configurations compatible with ESPA and ASAP secondary payload platforms. Larger landers similar to the JAXA-DLR study of a Jupiter Trojan asteroid lander for the OKEANOS mission can shuttle from the sail to the asteroids visited and enable multiple NEA sample-return missions. The high impact velocities and re-try capability achieved by the RKI mission type on a final orbit identical to the target asteroid’s but retrograde to its motion enables small spacecraft size impactors to carry sufficient kinetic energy for deflection.

TABLE OF CONTENTS

1. INTRODUCTION.....2
2. MOTIVATION.....3
3. MNR MISSION SCENARIO.....3
4. GOSSAMER-STYLE INTEGRATED LANDERS....4
5. PLANETARY DEFENSE EXERCISES.....6
6. FUTURE WORK.....6
7. CONCLUSIONS.....6
ACKNOWLEDGMENTS.....6
REFERENCES.....7
BIOGRAPHY14

1. INTRODUCTION

Any effort which intends to physically interact with asteroids requires understanding of the composition and multi-scale surface structure, or even the interior. Mobile Asteroid Surface Scout (MASCOT) landing modules and instrument carriers can provide a first access [1-4]. They integrate at the instrument level to their mothership on ‘small’ as well as larger interplanetary missions. [5-6] The DLR (German Aerospace Center) – ESTEC (European Space Research and Technology Centre) GOSSAMER

Roadmap NEA Science Working Groups studied small spacecraft concepts. Target-flexible Multiple NEA Rendezvous (MNR) [7], Solar Polar Orbiter (SPO) [8], and Displaced L₁ (DL1) spaceweather early warning [9] were identified as science missions uniquely feasible with solar sail propulsion. Many such studies outline the unique capability of solar sails to provide access to all small solar system bodies (SSSB), at least within the orbit of Jupiter. Since, significant progress has been made to improve MNR trajectory design. [10] [184][185] (cf.[238])

Although it is relatively easy for solar sails to rendezvous with Near-Earth and Potentially Hazardous Objects (NEO, PHO) in any inclination over the relevant range of semi-major axis and eccentricity, it remains notoriously difficult for sailcraft to land on or interact physically with a SSSB target. The German Aerospace Center, DLR, qualified solar sail deployment technologies in the GOSSAMER-1 project. [11][13] This technology development continues in the GoSOLAR large photovoltaic arrays project. [12]

A Brief History of...

The idea of an outward propulsive force of sunlight, and thus of sunlight as a practical source of energy, goes back to Kepler’s observations on the directionality of comets’ tails of 1619. [14] Its magnitude was predicted by Maxwell in 1873 [15] and Bartoli in 1876 [16]. That year, the foundations of semiconductor technology were laid by Adams’s and Day’s discovery of an electrical current driven by selenium exposed to light. [17][18] Kepler’s hypothesis was experimentally demonstrated as pressure due to radiation by Lebedev in 1901 [19] and Nichols and Hull in 1903 [20]. Solar sailing for space propulsion was proposed first by Oberth [22] and Tsiolkovsky in 1923 and 1924, respectively [21]. Garwin introduced the term ‘solar sailing’ in 1958. [23] It was then considered a key option to go beyond Mars or Venus. Photovoltaics developed from a curiosity [24][175][176] to *the* power source in space, with very few exceptions [25-29]. The discovery of gravity-assists in 1961 made the solar system instantly accessible with available launchers [30]. This disruptive paradigm change from a mostly inaccessible solar system requiring huge nuclear-electric spaceships [31][32] to the Voyager missions firmly established the combination of chemical propulsion with gravity-assists in solar system exploration [33-38] from Earth [39-41]. Fitting space probes into existing fairings advanced electronics and miniaturization. [42-44] Nuclear power sources became small niche devices for the outer solar system [45] beyond the extending reach of developed photovoltaics. [177-179] Electric propulsion only made it into any mission in the 1990s, on photovoltaic power. [40][47-50][238] Among the solar sail demonstrators launched so far, [51] the sole exception is the Interplanetary Kite-craft Accelerated by Radiation Of the Sun (IKAROS) [52][180], which accompanied JAXA’s atmosphere observation orbiter, AKATSUKI, to Venus. The IKAROS first demonstrated solar sail effect in space, successfully and as predicted. It also performed the first gravity-assist of a solar sail on December 8th, 2010, passing Venus at 80800 km

distance and achieving about 20° deflection of the IKAROS' trajectory.

The development of solar sail technology at DLR—A first phase culminated in a successful ground deployment test of a (20 m)² boom-supported sail on December 17th, 1999. Near-term science missions such as ODISSEE and GEOSAIL however did not materialize. [53-60] Subsequently, the DLR-ESA (European Space Agency) GOSSAMER Solar Sail Technology Roadmap was initiated in 2009 to develop the technology independently from any mission to an acceptable TRL (Technology Readiness Level). [61][62] It envisaged 3 steps: Deployment demonstration (GOSSAMER-1) and control technology evaluation (GOSSAMER-2) in safe orbits (cf. [63]), and a demo mission proving the principle in near-Earth space (GOSSAMER-3). GOSSAMER-1 was brought to EQM (Engineering Qualification Model) status in an intense integration and verification campaign (cf. [64][246]) leading to TRL5 status [65] (according to [66], cf. [67-71]). [181][173][240] Further development of deployment technologies at DLR focuses on membrane-based thin-film photovoltaics [12][72][73][182][240][242] and dedicated support functions for interplanetary applications [247]. The research and testing of the materials used in solar sails as well as other membrane-based large-scale deployable structures or for thermal isolation purposes is meanwhile continued, as well [115][118][163][183] (also cf. [112][113] [114][116][117][232]). Fidelity to the intended as well as knowledge of the actually deployed shape of the membrane is as critical for solar sail thrust vectoring as it is for power generation using thin membrane based photovoltaics. [248]

2. MOTIVATION

The recent achievements in solar sail trajectory design [10][184][185] (cf.[238]) and sailcraft hardware development [13][52][74-81][186-193] made clear that a point has been reached where a review of the results and ongoing efforts should be made for a determination which road they should take. The background is a decade of sustained interest in SSSB with HAYABUSA, ROSETTA/PHILAE, HAYABUSA2 [39], OSIRIS-REx [41], IKAROS [52][74-77], and first steps towards a long-term Solar Power Sail (SPS) sample-return mission to a Jupiter Trojan asteroid, the Outsized Kite-craft for Exploration and Astronautics in the Outer Solar System (OKEANOS) [78-80]. NEAs in many ways may hold keys to our future on Earth and in space and merit exploration for planetary science, planetary defense, and possibly asteroid mining.

Small Spacecraft—Affordable rideshare launch options exist for several small Earth satellite classes. [82-86] With additional requirements for propulsion and communication in mind, we apply practical criteria based on launch accommodation [87][88] and basic spacecraft design concepts. [3] MASCOT (9.64 kg) and its derivatives are 'nanolandings'. PHILAE (96 kg) is a 'microlander' [3] by similarity in design with highly compact microsattellites such as BIRD (92 kg) [89], TET-1 (110 kg) [90], or AsteroidFinder (~127 kg) [91]. Design-driving constraints

apply mainly to the launch configuration. Thus, 'micro' sailcraft are those which fit the U.S. ESPA or the various Arianespace ASAP and VESPA platforms' 'micro' positions. 'Mini' sailcraft fit the respective larger slots. [87][88] 'Nano' sailcraft are those small enough to ride in place of cubesats dispensers, such as NEAscout [81]. Together, all these are 'small' sailcraft.

3. MNR MISSION SCENARIO

Target-flexible multiple NEA rendezvous (MNR) [10] is a space science mission presently uniquely feasible with solar sail propulsion, as already identified in a GOSSAMER Roadmap study. [7] The parallel SPO [8], DL1 [9], and earlier retrograde kinetic impactor (RKI) [97-99][244] studies showed the ability to access any inclination and a wide range of heliocentric distances – each mission type requiring a ΔV infeasible with chemical propulsion and well beyond the limits of present electrical propulsion. At one extreme, hardly departing from the Earth, the sail of a DL1 mission constantly lifts the sailcraft against the gravity of the Sun to follow the Earth well inside its orbit but at the same rate. At the other extreme, the RKI completely reverses its initial orbital path in the solar system: Retrograde orbits can be used to significantly increase the impact speed of projectiles for kinetic energy deflection strategies. Typical prograde orbit impact speeds of 10-15 km/s can be raised to 60 km/s for a head-on retrograde impact near Earth, thus significantly reducing the mass of projectile required to deflect an asteroid of a given size [244]. Even higher encounter velocities are possible in intercepts at lower heliocentric distances. [97-99] In order to deliver a projectile to a retrograde orbit, a solar sail can be used to 'crank' the orbit inclination by pitching the sail such that a component of thrust is alternately directed above/below the orbit plane every half-orbit. Clearly, the targeting of the impact of the projectile onto an asteroid from a retrograde orbit would be challenging at such speeds. However, the leverage delivered is substantial and, again, can significantly reduce the mass of projectile required to deflect an asteroid of a given size.

Current MNR trajectory studies visit within 10 years from Earth departure ($c_3 \geq 0$) 5 different NEAs for >100 days rendezvous, each, with one near-term first-generation sailcraft. [10] Rendezvous duration is comparable to the Asteroid Impact Mission (AIM) at binary NEA (65803) Didymos. [92] The sequence of NEAs is not driven or constrained by a-priori trajectory design or launch window requirements. It can be changed easily on a daily basis, even after launch and between rendezvous. [10] A sailcraft carrying a set of 5 MASCOT landers with different science instruments and landing or mobility related systems appears desirable. Which lander is used can be decided after arrival at target asteroids. Much of the MASCOT lander design can be shared with the core sailcraft and its four boom-sail deployment units (BSDU). Design elements of the GOSSAMER-1 EQM BSDU were shared in the ROBEX lunar-analog demonstration mission's Remote Units (RU). [93][194] MNR missions consisting of 10 independent sub-

spacecraft physically connected at launch and separated step-by-step throughout the mission enable resource-sharing as well as economies of scale. Table 1 shows the mission parameters of the reference paper. [10] The required characteristic acceleration, $a_c = 0.2 \text{ mm/s}^2$, is within the capability of current sailcraft technology. [11] Only NHATS (NEO Human Space Flight Accessible Targets Study) and PHA were considered with parameters obtained from [95][96]. Note that neither arrival at 2014 MP after ~ 9.4 years nor the 222-day stay there still within the 10-year trajectory design goal is necessarily the end of the mission. The visit at 2014 MP may well be followed by another departure and more journeys to and stays at other NEAs, as long as the sailcraft remains flightworthy.

Table 1 – Reference MNR mission sequence. [10]

Object	Stay time [days]	Start	End	Time of flight [days]
Earth	//	10 May 2025	26 Feb 2027	657
2000 SG ₃₄₄	123	29 Jun 2027	06 Sep 2028	436
2015 JD ₃	164	18 Feb 2029	24 Sep 2030	584
2012 KB ₄	160	04 Mar 2031	29 Sep 2032	576
2008 EV ₅	171	20 Mar 2033	30 Sep 2034	560
2014 MP	//			

A return leg to Earth instead of 2014 MP extends the total mission duration slightly to 11.3 years (Fig. 1). Mission duration only depends on spacecraft quality and interest in its continued operation (cf. [94]), not on consumables aboard.

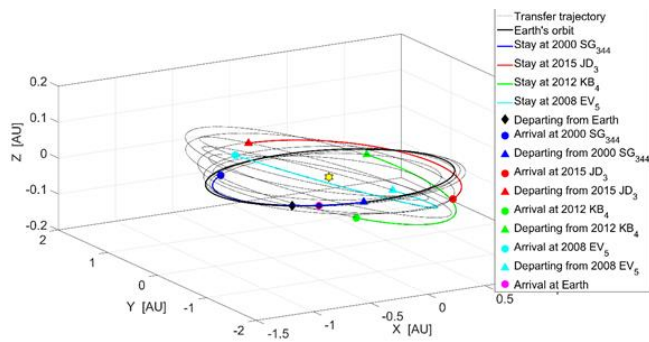


Fig. 1 – 3D view of the complete Earth-return trajectory

MNR trajectory searches turn up 100's of possible sequences per launch date. The sequence Earth – 2003 WT₁₅₃, (65679) 1989 UQ – (401954) 2002 RW₂₅ [184] contains two almost km-sized PHAs after a very small first target possibly of interest to ARRM-like missions [102]. Its total ΔV for only 3 targets is 52.1 km/s, considered not feasible with near-term high-performing electric-propulsion technology [184]. Low-thrust missions requiring a consumable propellant are restricted to the thin end of the low- ΔV tail of the total ΔV distribution of sequences. They require optimization for this parameter which sacrifices the target change and launch date flexibility of the solar sail based solution. For example, Maiwald and Marchand [238] found a 5-NEA sequence Earth – 2001 QJ₁₄₂ – 2000 SG₃₄₄ –

2009 OS₅ – 2007 YF – 1999 AO₁₀ for Earth departure on March 21st, 2023 which only requires 16.6 km/s total ΔV . However, all targets are very small ($H \approx 24$) and likely not suitable for passive landers. Also, this solar-electric propulsion (SEP) MNR mission is no longer ‘small’ [238].

The Unknown Unknowns—Hardly anything of use to a highly optimized spacecraft design is known on these NEAs. 2008 EV₅ is the only one in [10] with a shape model [100] and a few other known parameters beyond its orbit [101][102]. Fig.2 shows a likely asteroid thermal environment. [195][243].

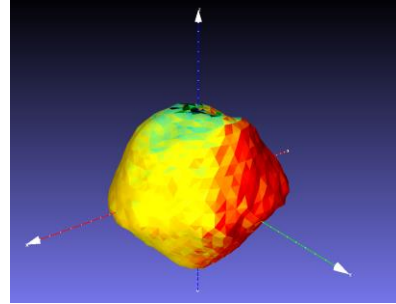


Fig. 2 – Surface temperatures of 121 K to 364 K (blue to red) on (341843) 2008 EV₅ for March 4th, 2031, 0h and 3.725 h rotation, TI = 450, PM = 0-[100][101][195][243]

Thus, spacecraft and lander designs need to be very robust and anticipate very wide variation of the surface conditions, cf. [145-148][196-198]. MASCOT was already designed to cope with the rather strong seasonal variations that were expected on Ryugu [128][199][200] and it can be adapted to other variables of the environment, as well. [3][241]

4. GOSSAMER-STYLE INTEGRATED LANDERS

A key design feature of GOSSAMER solar sails are 4 Boom Sail Deployment Units (BSDU) which synchronously move away from the Central Sailcraft Unit (CSCU) to uncoil the booms and unfold the sail segments. They connect through wired interfaces while attached. After separation, the 5 sub-spacecraft communicate in a wireless network [11][13][103-111][173][174][181]. This communication and a Charging Network (CN) which enables the exchange of energy across sub-spacecraft boundaries can be extended to more than 5 nodes, to support landers still attached to the CSCU after sail deployment. GOSSAMER-1 already supports non-separable high data rate devices, the deployment monitoring cameras. [140-142]

Lander Options—When landers are separated from the carrying sailcraft like MASCOT from HAYABUSA2, by a pre-set spring force, the sail trajectory has to ensure that the separated lander arrives at its target, similar to AIM for MASCOT2. [2] The sail may be in very slow fly-by, or in a stable solar-radiation-pressure displaced orbit or station-keeping. [120-122] Proximity operations of solar sails likely pose significant challenges and depend critically on sail attitude control methods yet to be proven in flight.

Alternatively, a self-propelled lander can be used. At the asteroid, the sail would be parked at a safe distance and detach the lander for proximity operations. OKEANOS, the spin-deployed JAXA Solar Power Sail follows this concept.

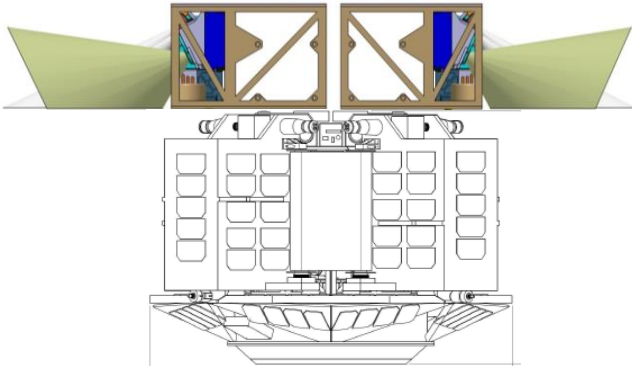


Fig. 3 – Notional accommodation of MASCOT-style nanolandings aboard a GOSSAMER-style microsailcraft

MASCOT—DLR in collaboration with the French space agency, CNES, has developed the Mobile Asteroid Surface Scout, *MASCOT*, a small one-way asteroid lander which packs four full-scale science instruments and relocation capability into a shoebox-sized ~10 kg spacecraft. [1] It carries the hyperspectral near-IR soil microscope, *MicrOmega*, (*MMEGA*), [124][201][202] a high dynamic range black-and-white camera with night-time multicolour illumination (*MasCAM*), [125] a 6-channel thermal IR radiometer (*MARA*), [126][143] and a fluxgate magnetometer (*MasMAG*). [127] *MASCOT* is an organically integrated high-density constraints-driven design built in a short time using concurrent engineering methods (for more detail, [129-138][25][203-205][239]).

MASCOT2—A long-life *MASCOT* derivative was developed for ESA’s *AIM* orbiter [165] of the joint NASA-ESA Asteroid Impact & Deflection Assessment (*AIDA*) mission [166][167] including the *DART* kinetic impactor test spacecraft [168]. A Low Frequency Radar [139][169-171] and an accelerometer (cf. [206][207][233-236]) replace *MMEGA* to study the interior of *DART* impact target (65803) *S1 ‘Didymoon’* before and after impact. *MASCOT2* was developed using the DLR Bremen Concurrent Engineering Facility (*CEF*). [208-210] It has turned out to be very flexible baseline for several further studies pursuing different small body science goals, and appears as a good reference for the *MNR* mission.

Sample-Return Lander—Samples of the NEAs visited can be returned by a larger lander shuttling between the NEAs and the sailcraft. Landing gear development can build on the lessons learned from *PHILAE* [207][211][212]. Technologies to pick up and transfer asteroid samples are demonstrated by the *HAYABUSAS* and *OSIRIS-REx*. The lander design for the JAXA Solar Power Sail mission, *OKEANOS*, to pick up samples from a Jupiter Trojan asteroid emphasizes in-situ analysis of samples due to the very long duration return journey. [149][150] For *MNR*, the in-situ analysis suite of

instruments can be reduced due to shorter mission duration facilitating sample return to Earth. [174][213-215] Figure 4 shows the first sample retrieval cycle of such a lander.

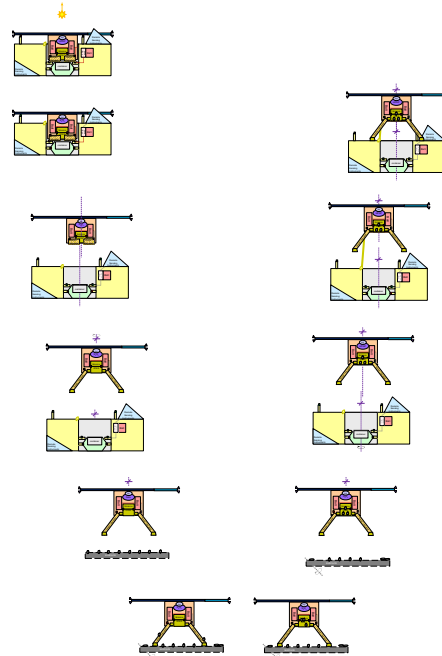


Fig. 4 – Concept of operation of a shuttling microlander.

Resource Sharing of Lander(s) and Sailcraft—As in the *GOSSAMER-1* concept, many resources are shared with the *CSCU* in cruise and the *CSCU-BSDUs* before sail deployment. Landers which have to expect rough terrain (cf. *MASCOT*) and unexpected shadowed areas (cf. *PHILAE*) require a relatively large battery while a deployed sailcraft in deep space only needs a relatively small battery. Batteries of still-attached lander(s) can support the *CSCU* during deployment of the sail when the *BSDUs* have already separated from it. The deployed sailcraft can generate power using ultra-lightweight membrane-mounted photovoltaics similar to *GoSOLAR* technology. [12] The landers’ photovoltaics generators exposed to the outside in launch configuration and after *BSDU* separation can generate the pre-/in-deployment power for the *CSCU*.

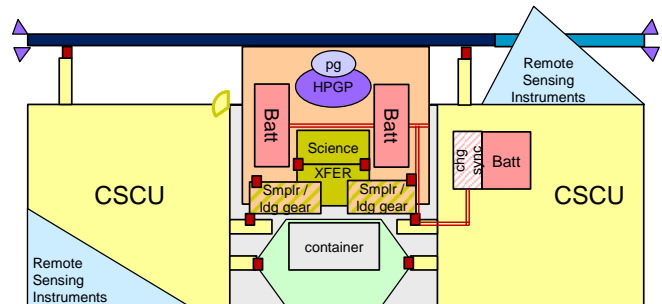


Fig. 5 – Notional accommodation of a minisail with shared use of photovoltaics, battery, and propulsion

Science instruments of the landers, in particular panoramic cameras and thermal infrared sensors, can monitor sail deployment and membrane ageing, cf. [13][151][164]. The

fields of view (FoV) of the MASCOT instruments CAM (light green) and MARA (light grey) are indicated in Fig. 3, clearly showing their potential for various main spacecraft oriented monitoring tasks. Instruments of the landers still attached can also double as ‘orbiter’ instruments, e.g., to monitor the asteroid in the vicinity of the sailcraft without the need to turn it for the pointing of a boresighted sailcraft camera. Note the upper limit of the CAM FoV in Fig. 3 which enables views of target asteroids akin to the view of 67P from PHILAE still aboard ROSETTA. These and more opportunities for resource sharing can be used to adapt landers similar to MASCOT, PHILAE, or the OKEANOS lander into GOSSAMER-style integrated sub-spacecraft performing a common mission. Figure 5 shows an example.

5. PLANETARY DEFENSE EXERCISES

At the 2017 Planetary Defence Conference, a diversion from an ongoing MNR mission towards a fictitious newly discovered impactor, “2017 PDC”, was studied (see [174] for details). Pre-impact rendezvous was not achieved from the reference scenario [10] but 2 potentially useful trajectories were found. A rendezvous with 2017 PDC, 3 years after the fictitious impact was found from the sequence 2005 TG₅₀ – 2015 JF₁₁ – 2012 BB₄ – 2014 YN, diverting after the second target e.g. to determine the precise post-deflection trajectory of the asteroid, but also requiring a characteristic acceleration beyond near-term capabilities. A fast fly-by of 2017 PDC, 3 months before the fictitious impact was also found, to assess the state of the asteroid after deflection or to look for undetected partial disruption objects. PDC’13 exercise target 2011 AG₅ [152] more easily matches the reference 5-NEA-sequence. [10] Again, the last leg (Table 1) is replaced by a leg to PHA 2011 AG₅, for which a fictitious impact was expected for February 3rd, 2040. A methodology similar to [153-156][226] has been used. Total mission duration is ~12 years; arrival at 2011 AG₅ on May 25th, 2037, about 3 years before impact. [174] It would be possible to combine MNR solar sail technologies, tuned and optimized for deflection trajectories [97-99] with parallel advances in kinetic impactor guidance technology [227-230] using small spacecraft concepts [123].

High velocity launch—Due to the mass and deployment requirements of solar sailing, launch configurations can be very compact. A typical MNR design would fit ‘micro’ secondary passenger slots to GTO, with a small kick propulsion module to escape ($c_3 > 0$) included. A dedicated launch would be an option for missions requiring an extremely high c_3 or reduced flight time to target. Ariane 5 ECA [119] maximum velocity escape trajectory performance was calculated for $i=6^\circ$ (Kourou). When all unnecessary standard equipment units are removed, payloads of 500 kg, 250 kg, and 50 kg, can respectively be injected on escape trajectories of $c_3 \approx 56 \text{ km}^2/\text{s}^2$, $60 \text{ km}^2/\text{s}^2$, and $64 \text{ km}^2/\text{s}^2$. Still higher velocities can be achieved by adding upper stages similar to the launch configurations of NEW HORIZONS [174] or LISA Pathfinder. [231]

6. FUTURE WORK

We have here collected the building bricks required to begin a wider exploration of our neighborhood by surveying the members of the solar system nearest to Earth for planetary science, planetary defense and planetary resources. The development of MNR trajectories enables a 100-day NEA rendezvous every 2 years per spacecraft. [10] Small spacecraft technology enables shoebox-sized one-way landers [1] and fridge-sized sailcraft [11] able to perform these trajectories. By a modest increase in size, samples can be returned to Earth. [5] Current large launch vehicles can carry several such sailcraft at a time [87][88] or accelerate one to solar escape, although due to gravity-assist trajectories [33], most won’t require this. [30] So far, these bricks stand largely independent of each other. But gravity-assist sequencing begins to include low-thrust propulsion, and vice-versa, e.g. [39][41][158-161]. Tools for such complex trades are developed by Model-Based System Engineering. [3][162] It appears that easier access to the solar system, less constrained by launch windows or payload limitations, can be achieved by connecting all these bricks. Small MNR missions are affordable entry level practice systems. This future work can start now.

7. CONCLUSIONS

We outlined a synergetic development path of small spacecraft solar sails and nano-scale asteroid landers enabling a substantial increase in the number of NEAs studied by planetary science in a dynamic manner which allows in-flight adjustment of the choice of rendezvous targets. The capability to change targets in flight also allows a mission already in flight to respond to extreme events such as a probable Earth impactor being discovered. It may also follow changing commercial interest in this manner. Within the capabilities of near-term first-generation sailcraft technology are 5 NEA rendezvous of at least 100 days, each, in 10 years by one spacecraft. The small spacecraft approach enables the use of surplus launcher payload capability in the market with a potential of 10’s of launches per year. If the spacecraft concept here presented were serialized, the number of NEAs studied could be increased by orders of magnitude within a few decades. The small mass of small spacecraft solar sails also enables very high launch energy missions based on available geostationary market launch vehicles to the most challenging targets of the solar system, including planetary defence scenarios.

ACKNOWLEDGMENTS

The authors acknowledge the inspiring effort of the flights of HAYABUSA and IKAROS, the JAXA Solar Power Sail mission study to the Jupiter Trojan asteroids, and the ‘extra mile’ walked by all the participants of the solar sail studies of the past two decades at DLR and partners. The GOSSAMER/GO SOLAR team would like to thank Antonio Martelo Gomez for the 60th CEF campaign at DLR Bremen & its logo design generously provided.

REFERENCES

- [1] T.-M. Ho, et al., MASCOT - The Mobile Asteroid Surface Scout Onboard the HAYABUSA2 Mission; Space Science Reviews, 2016, DOI 10.1007/s11214-016-0251-6
- [2] J. Biele, et al., MASCOT2, a Lander to Characterize the Target of an Asteroid Kinetic Impactor Deflection Test Mission, IAA-PDC-17-05-P14, 5th IAA Planetary Defense Conference (PDC), May 15-19, 2017, Tokyo
- [3] C. Lange, et al., Exploring Small Bodies: Nanolander and -spacecraft options derived from the Mobile Asteroid Surface Scout, Adv. in Space Research, Volume 62, Issue 8, 15 October 2018, Pages 2055-2083
- [4] J.T. Grundmann, et al., Mobile Asteroid Surface Scout (MASCOT) – Design, Development and Delivery of a Small Asteroid Lander aboard HAYABUSA-2, IAA-PDC15-P-64, PDC 2015, Frascati
- [5] J.T. Grundmann, et al., Small Landers and Separable Sub-Spacecraft for Near-term Solar Sails, 4th International Symposium on Solar Sailing (ISSS), Kyoto, 2017
- [6] J.T. Grundmann, et al., Small Spacecraft in Small Solar System Body Applications, IEEE 2017, 2.1212, #2445.
- [7] B. Dachwald, et al., GOSSAMER Roadmap Technology Reference Study for a Multiple NEO Rendezvous Mission; M. Macdonald (ed.), Adv. in Solar Sailing, 2014
- [8] M. Macdonald, et al., GOSSAMER Roadmap Technology Reference Study for a Solar Polar Mission, in: M. Macdonald (ed.), Advances in Solar Sailing, 2014
- [9] C.R. McInnes, et al., Gossamer Roadmap Technology Reference Study for a Sub-L1 Space Weather Mission, in: M. Macdonald (ed.), Advances in Solar Sailing, 2014
- [10] A. Piloni, et al. Solar-Sail Trajectory Design for a Multiple Near-Earth-Asteroid Rendezvous Mission, Journal of Guidance, Control, and Dynamics, Vol. 39, No. 12, 2016, pp. 2712-2724, DOI: 10.2514/1.G000470
- [11] Seefeldt, P., et al., GOSSAMER-1: Mission Concept and Technology for a Controlled Deployment of Gossamer Spacecraft, Adv. in Space Research 59.1 (2017): 434-456
- [12] P. Spietz, et al, GOSSAMER: Large-scale Deployable Photovoltaics for Planetary Defence and Small Solar System Body Applications using GOSSAMER Deployment Technologies, IAA-PDC-17-05-P24, PDC 2017, Tokyo
- [13] P. Seefeldt, et al., Qualification Tested Technologies of the GOSSAMER-1 Solar Sail Deployment Demonstrator for Planetary Defence and Small Solar System Body Science and Applications, IAA-PDC-17-05-P23, PDC 2017
- [14] J. Kepler, De Cometis Libelli Tres, 1619.
- [15] J.C. Maxwell, A Treatise on Electricity and Magnetism (1st ed.), 2, 391, Oxford, 1873. (cf. [20])
- [16] A. Bartoli, Sopra I movimenti prodotti della luce et dal calorie, Florence, Le Monnier, 1876; also Nuovo Cimento, 15, 193, 1884. (cf. [20])
- [17] John Perlin, A short summary of the evolution of photovoltaics, © 2015, <http://californiasolarcenter.org/history-pv/>, (accessed 06SEP2016).
- [18] Don P. Mitchell, Sputnik-3, © 2007, http://mentallandscape.com/S_Sputnik3.htm, (accessed 06SEP2016).
- [19] P. Lebedev, Untersuchungen über die Druckkräfte des Lichtes, Annalen der Physik, 1901
- [20] E.F. Nichols, G.F. Hull, The Pressure due to Radiation, Phys. Rev. (Series I) 17, 91-104, 1903
- [21] C. Garner, B. Diederich, M. Leipold, A Summary of Solar Sail Technology Developments and Proposed Demonstration Missions. NASA/JPL/ DLR, 1999,
- [22] H. Oberth, Die Rakete zu den Planetenräumen, 1923 – e.g. Michaels-Verlag, 1984, ISBN 3-89539-700-8.
- [23] N.N., Raumfahrt – Antrieb – Das Segelschiff, Der Spiegel 25/1958, & R. Garwin in: nro.gov, en.wikipedia
- [24] N.N., Blast from The Past – Solar Powered radio from the 50's, ecofriend.com (2011), acopian.com (2018).
- [25] J.T. Grundmann, J. Biele, R. Findlay, S. Fredon, et al., One Shot to an Asteroid – MASCOT and the Design of an Exclusively Primary Battery Powered Small Spacecraft in Hardware Design Examples and Operational Considerations, № 3051, Europ. Space Power Conf. 2014.
- [26] J. Biele, S. Ulamec, et al., The landing(s) of Philae and inferences about comet surface mechanical properties, Science, Vol.349, issue 6247, aaa9816-1 (2015).
- [27] E. Hand, Comet lander's scientific harvest may be its last – Philae has fallen silent after fragmentary messages, Science, Vol.349, issue 6247, 459-460 (2015); M. Braun, K. Geurts, S. Ulamec, New command for Philae, dlr.de
- [28] Wilson, A. (Ed.), Huygens: Science, Payload and Mission, ESA SP-1177.
- [29] <http://exploration.esa.int/mars/47852-entry-descent-and-landing-demonstrator-module/>, (accessed 08JAN2018).
- [30] R.L. Dowling, et al., The Effect of Gravity-Propelled Interplanetary Space Travel on the Exploration of the Solar System: Historical Survey, 1961 to 2000, Proceedings of the 33rd Symposium of the IAA, Amsterdam, The Netherlands, 1999, AAS History Series Vol.28/IAA History Symposia Vol.19, 2007, pp.337-432.

- [31] W. Hohmann, Die Erreichbarkeit der Himmelskörper, Oldenbourg Verlag, Munich, 1923; The Attainability of Celestial Bodies, NASA Tech.Transl.F-44, 1960,pp.79-89
- [32] G.A. Crocco, One-Year Exploration Trip Earth-Mars-Venus-Earth, 7th IAC, Rome, 1956, pp. 227-252.
- [33] M.A. Minovitch, A Method For Determining Interplanetary Free-Fall Reconnaissance Trajectories, JPL Technical Memo #312-130, Aug. 23rd, 1961.
- [34] M.A. Minovitch, The Determination and Characteristics of Ballistic Interplanetary Trajectories Under the Influence of Multiple Planetary Attractions, JPL Technical Report No. 32-464, Oct. 31st, 1963.
- [35] R.L. Dowling, et al., The Origin of Gravity-Propelled Interplanetary Space Travel, 24th History Symposium of the IAA, Dresden, Germany, 1990, AAS History Series Vol.19 / IAA History Symposia Vol.11, 1997, pp.63-102.
- [36] M.A. Minovitch, Utilizing Large Planetary Perturbations for the Design of Deep-Space, Solar-Probe, and Out-of-Ecliptic Trajectories, JPL Technical Report No. 32-849, Dec. 15th, 1965.
- [37] R.L. Dowling, et al., Gravity Propulsion Research at UCLA and JPL, 1962-1964, 25th History Symposium of the IAA, Montreal, Canada, 1991, AAS History Series Vol.20 / IAA History Symposia Vol.12, 1997, pp.27-106.
- [38] G.A. Flandro, Fast Reconnaissance Missions to the Outer Solar System Utilizing Energy Derived from the Gravitational Field of Jupiter, *Astronautica Acta* Vol.12 No.4, April 18th, 1966, pp.329-337.
- [39] Y. Tsuda, et al., Flight status of robotic asteroid sample return mission HAYABUSA2. *Acta Astronautica* 127, 702-9, 2016. doi: 10.1016/j.actaastro.2016.01.027.
- [40] J. Kawaguchi, A. Fujiwara, T. Uesugi, HAYABUSA – Its technology and science accomplishment summary and HAYABUS-2, *Acta Astronautica*, Vol. 62, 639-647, 2008.
- [41] K. Berry, B. Sutter, et al., OSIRIS-REx Touch-And-Go (TAG) Mission Design and Analysis. 36th AAS Guidance and Control Conference, Breckenridge, CO, 2013.
- [42] E.C. Hall, Journey to the Moon - The History of the Apollo Guidance Computer, AIAA, 1996.
- [43] C. Ziach, et al., MASCOT, the Small Mobile Asteroid Landing Package on its Piggyback Journey to 1999 JU₃: Pre-Launch and Post-Launch Activities, IAC-15-A3.4.6
- [44] J.T. Grundmann, et al., The Ends of Small – Practical Engineering Constraints in the Design of Planetary Defence Missions, PDC 2013, IAA-PDC13-04-05P
- [45] Andrew Ging, Regaining 20 Watts for the Cassini Power System, 46th AIAA/ASME/SAE/ASEE Joint Propulsion Conference & Exhibit, Nashville, AIAA 2010-6916.
- [46] M.F. Piszczor, et al., Advanced Solar Cell and Array Technology for NASA Deep Space Missions, 33rd Photovoltaic Specialists Conference, 2008.
- [47] M.D. Rayman, The successful conclusion of the DEEP SPACE 1 Mission: important results without a flashy title, *Space Technology* 23 (2): 185–196 (2003).
- [48] D.M. Di Cara, D. Estublier, SMART-1: An analysis of flight data, *Acta Astronautica* 57 (2–8): 250–256 (2005).
- [49] H. Yano, T. Kubota, H. Miyamoto, T. Okada, et al., Touchdown of the HAYABUSA Spacecraft at the Muses Sea on Itokawa, *Science* Vol. 312 (2006), 1350-1353.
- [50] <http://isa.ifsi-roma.inaf.it/BepiColombo/BC1/BC1.html>
- [51] L. Johnson, et al. Status of solar sail technology within NASA, *Adv. in Space Research* 48 (2011) 1687-1694.
- [52] O. Mori, H. Sawada, R. Funase, et al., Development of First Solar Power Sail Demonstrator – IKAROS.
- [53] M. Leipold, C.E. Garner, et al., ODISSEE - A Proposal for Demonstration of a Solar Sail in Earth Orbit, 3rd IAA LCPM, Laurel, Maryland, April 27 - May 01, 1998
- [54] M. Leipold, et al., Solar Sail Technology Development and Demonstration, 4th IAA LCPM, Laurel, 2000
- [55] E.K. Jessberger, et al., ENEAS – exploration of near-Earth asteroids with a sailcraft, Technical report, August 2000, Proposal for a Small Satellite Mission [...] of DLR.
- [56] B. Dachwald, W. Seboldt, Multiple near-Earth asteroid rendezvous and sample return using first generation solar sailcraft, *Acta Astronautica*, 57(11):864–875, 2005.
- [57] W. Seboldt, et al., Groundbased demonstration of solar sail technology. 51st IAC, 2000, IAF-00-S.6.11
- [58] M. Macdonald, et al., GEOSAIL: An Elegant Solar Sail Demonstration Mission, *Journal of Spacecraft and Rockets*, Vol. 44, No 4, pp 784 – 796, 2007
- [59] D. Agnolon, Study Overview of a Solar Sail Demonstrator: GEOSAIL, ESA SCI-PA/2007/018/Geosail
- [60] M. Leipold, et al., GEOSAIL System Design for Demonstration of Solar Sailing in Earth Orbit, ISSS 2010
- [61] U. Geppert, B. Biering, F. Lura, et al., The 3-Step DLR-ESA GOSSAMER Road to Solar Sailing, ISSS 2010, NY
- [62] U. Geppert, B. Biering, F. Lura, J. Block, et al., The 3-Step DLR–ESA GOSSAMER road to solar sailing, *Advances in Space Research* 48 (2011) 1695-1701

- [63] European Code of Conduct for Space Debris Mitigation & Support to Implementation of the Eu.CoC for SDM, Issue 1.0 28JUN2004, ISO24113 Space systems, 2011. Space Debris Mitigation Requirements. ISO
- [64] C.D. Grimm, J.T. Grundmann, J. Hendrikse, On Time, On Target – How the Small Asteroid Lander MASCOT Caught a Ride Aboard HAYABUSA-2 in 3 Years, 1 Week and 48 Hours, IAA-PDC15-P-66, PDC 2015.
- [65] P. Seefeldt, T. Sprowitz, Qualification Testing of the GOSSAMER-1 Deployment Technology, 14th ECSSMET, 2016, #56220.
- [66] J.C. Mankins, Technology Readiness Levels – A White Paper, Advanced Concepts Office, OSAT, NASA, 1995
- [67] Technology Readiness Levels Handbook for Space Applications, TEC-SHS/5551/MG/ap ed.1,rv.6, Sep.2008
- [68] Technology Readiness Levels (TRL), in: Horizon 2020 Work Progr., General Annexes, C(2014)4995, Part 19
- [69] DoD Interim Defense Acquisition Guidebook, October 30, 2002, formerly DoD 5000.2-R.
- [70] Nolte, Technology Readiness Calculator, AFRL, 2003
- [71] ESA, F-Mission Call – Technical Annex, ESA-SCI-F-ESTEC-TN-2018-003, issue 1, rev. 0, 10/07/2018
- [72] P. Seefeldt, et al., Large Lightweight Deployable Structures for Planetary Defence: Solar Sail Propulsion, Solar Concentrator Payloads, Large-scale Photovoltaic Power, IAA-PDC-15-P-20, 4th IAA PDC, 2015, Frascati
- [73] J.T. Grundmann, P. Spietz, et al., GOSSAMER Deployment Systems for Flexible Photovoltaics, 67th IAC, Guadalajara, Mexico, 2016, IAC-16-C3.3.6
- [74] Y. Tsuda, O. Mori, et al., Flight result and analysis of solar sail deployment experiment using S-310 sounding rocket, Space Technology, Vol. 26, 33-39, 2006.
- [75] O. Mori, Y. Shirasawa, H. Sawada, et al., IKAROS Extended Mission and Advanced Solar Power Sail Mission, 63rd IAC 2012, IAC-12,D1,1,3,x15786
- [76] S. Matunaga, et al., Structure team of IKAROS, in: Proceedings of 28th International Symposium on Space Technology and Science, 2011-o-4-07v, 2011
- [77] T. Yamaguchi, Y. Mimasu, Y. Tsuda, et al., Trajectory Analysis of Solar Sail Spacecraft Considering the Large Uncertainty of Solar Radiation Pressure, ISSFD21, 2009.
- [78] H. Yano, O. Mori, S. Matsuura, et al., JAXA Solar Power Sail Working Group, The Solar Power Sail Mission to Jupiter Trojans, 10th IAA LCPM 2013, S5
- [79] J. Kawaguchi, O. Mori, et al., On the Trojan asteroid sample and return mission via solar-power sail – an innovative engineering demonstration, ACM2014.
- [80] O. Mori, et al., Direct Exploration of Jupiter Trojan Asteroid using Solar Power Sail, 4th ISSS, 2017, #17087
- [81] J. Castillo-Rogez, L. Johnson, P. Abell, J. Bleacher, et al., Near Earth Asteroid Scout Mission, 2014
- [82] B. Doncaster et al., 2016 Nano/Microsatellite Market Assessment Overview, spaceworksforecasts.com/docs/SpaceWorks_Nano_Microsatellite_Market_Forecast_2016.pdf
- [83] UNOOSA, ITU, Guidance on Space Object Registration and Frequency Management for Small and Very Small Satellites, <http://www.unoosa.org>, 2015, p.2
- [84] P. Fortescue, G. Swinerd, J. Stark, Spacecraft Systems Engineering, chapter 18
- [85] E. Mabrouk, What are SmallSats and CubeSats, nasa.gov, Feb.26th, 2015, last updated Aug.4th, 2017
- [86] M. Swartwout, Twenty (plus) Years of University-Class Spacecraft: A Review of What Was, An Understanding of What Is, And a Look at What Should Be Next, SSC06-I-3
- [87] J. Thiery, ASAP and VESPA: the access to space for Small Satellites, SSC09-IX-4
- [88] EELV Rideshare User's Guide, 2016
- [89] Lura, F. et al. (2007) BIRD Micro satellite Thermal Control System - 5 Years of Operation in Space. In: Small Satellites for Earth Observation, Springer, pp. 277-284.
- [90] R. Axmann, et al., TET-1 Satellite Operations Lessons Learned: Preparation of Mission, LEOP and Routine Operations of 11 Different Experiments. 62nd IAC, 2011
- [91] Findlay, Ross et al. (2012) A space-based mission to characterize the IEO population. Acta Astronautica, 90 (1), pp. 33-40. DOI: 10.1016/j.actaastro.2012.08.004
- [92] P. Michel, et al., AIM-D2: Asteroid Impact Mission – Deflection Demonstration to the binary asteroid Didymos. Advances in Space Research, 2017 (accepted)
- [93] C. Lange et al., Nanoscale landers and instrument carriers: enhancing larger mission's science return by investing in low cost solutions: the MASCOT-1 to X and ROBEX examples, 11th LCPM, 2015, Berlin, Germany
- [94] https://en.wikipedia.org/wiki/Pioneer_6,_7,_8,_and_9 , de.wikipedia.org/wiki/Pioneer_6 (acc. 26APR2017)
- [95] <https://cneos.jpl.nasa.gov/orbits/elements.html> 8.8.2015

- [96] G. Hahn et al., Data Base of Physical and Dynamical Properties of Near Earth Asteroids (NEAs), <http://earn.dlr.de/nea/>, accessed May 2017.
- [97] B. Dachwald, R. Kahle, B. Wie, Solar Sailing Kinetic Energy Impactor (KEI) Mission Design Tradeoffs for Impacting and Deflecting Asteroid 99942 Apophis, AIAA/AAS Astrodynamics Specialist Conference and Exhibit, AIAA 2006-6178.
- [98] B. Dachwald, R. Kahle, B. Wie, Head-On Impact Deflection of NEAs: A Case Study for 99942 Apophis, AIAA, Planetary Defense Conference 2007.
- [99] B. Dachwald, B. Wie, Solar Sail Kinetic Energy Impactor Trajectory Optimization for an Asteroid-Deflection Mission, *Journal of Spacecraft and Rockets*, Vol. 44, No. 4, July–August 2007, DOI: 10.2514/1.22586.
- [100] <https://space.frieger.com/asteroids/asteroids/341843-2008-EV5>
- [101] M.W. Busch, et al., Radar observations and the shape of near-Earth asteroid 2008 EV₅, *Icarus* 212 (2011) 649-660
- [102] D.M. Reeves, D.D. Mazanek, et al., Asteroid Redirect Mission Proximity Operations for Reference Target Asteroid 2008 EV₅, 39th Annual AAS Guidance and Control Conference, AAS Paper 16-105, 2016.
- [103] P. Seefeldt. A stowing and deployment strategy for large membrane space systems on the example of GOSSAMER-1. *Adv. in Space Res.* 60.6 (2017): 1345-1362
- [104] P. Seefeldt, T. Spröwitz, P. Spietz, et al., Controlled Deployment of GOSSAMER Spacecraft. 4th ISSS, 2017
- [105] P. Seefeldt, T. Spröwitz, et al., Verification Testing of the GOSSAMER-1 Deployment Demonstrator, 67th IAC, Guadalajara, Mexico, 2016, IAC-16-C3.3.6
- [106] Seefeldt P., Spietz, P., Raumfahrzeug-Membranentfaltungssystem und Verfahren zum Betrieb desselben, Patent 10 2016 101 430.3
- [107] S. Montenegro, et al., Wireless Avionics for a Solar Sailer, DASIA 2012, Dubrovnik, Croatia
- [108] T. Mikschl, et al., Resource sharing, communication and control for fractionated spacecraft (YETE), 10th Symp. on Small Satellites for Earth Observation, 2015
- [109] A. Hilgarth, et al., YETE: Robuste, verteilte Systeme im Automotive- und Aerospacebereich durch eine modulare, flexible Echtzeitplattform, DLRK, 2014, Augsburg
- [110] S. Montenegro, et al., YETE: Distributed, Networked Embedded Control Approaches for Efficient, Reliable Mobile Systems, embedded world Conference 2014
- [111] Sinn T., et al. ADEO passive de-orbit subsystem activity leading to a dragsail demonstrator: conclusions and next steps, 68th IAC, Adelaide, Australia, 2017.
- [112] J. Eichler, Lectures in ion-atom collisions, from nonrelativistic to relativistic velocities, ch.10, 2005.
- [113] Hagstrum H.D., Theory of Auger Ejection of Electrons from Metals by Ions, *Phys.Rev.*, Vol.96, 1954, pp.336-365
- [114] Sols S. et al., Charge transfer processes for light ions moving in metals, *Phys.Rev.B*, vol.30, 1984, pp.4478-4880.
- [115] Sznajder M., Geppert U., Dudek M., Degradation of metallic surfaces under space conditions, with particular emphasis on Hydrogen recombination processes, *Advances in Space Research*, vol. 56, 2015, pp. 71-84
- [116] ECSS-Q-ST-70-06C, Particle and UV radiation testing for space materials, 2008
- [117] ASTM E512-94, Standard particle for combined, simulated space environment testing of thermal control materials with electromagnetic and particular radiation, 2010.
- [118] Renger T., Sznajder M., et al., The Complex Irradiation Facility at DLR-Bremen, *Journal of Materials Science and Engineering A*, vol. 4, 2014, pp. 1-9.
- [119] E. Dumont, E. David, Ariane 5 ECA VA212 and Ariane 5 Mea: Updated models (Status September 2013), 2013, SART-TN019-2013.
- [120] E. Morrow, D.J. Scheeres, D. Lubin, Solar Sail Orbits at Asteroids, AIAA Paper 2000-4420
- [121] E. Morrow, et al., Solar Sail Orbit Operations at Asteroids: Exploring the Coupled Effect of an Imperfectly Reflecting Sail and a Nonspherical Asteroid, AIAA/AAS Astrodyn. Spec. Conf., AIAA 2002-4991
- [122] A. Farrés, À. Jorba, J.-M. Mondelo, Orbital Dynamics for a Non-Perfectly Reflecting Solar Sail Close to an Asteroid, IAA-AAS-DyCoSS1 -11-09, 2009
- [123] J.T. Grundmann, S. Mottola, M. Drentschew, et al., ASTEROIDSQUADS/iSSB – a Synergetic NEO Deflection Campaign and Mitigation Effects Test Mission Scenario, PDC 2011, IAA-WPP-323 S5_0910_2162714
- [124] L. Riu, et al., Calibration of MicrOmega Hayabusa-2 Flight Model – First Results, 47th LPSC 2016, #2109
- [125] R. Jaumann, et al., The Camera of the MASCOT Asteroid Lander on Board HAYABUSA2; *Space Science Reviews*, 2016, DOI 10.1007/s11214-016-0263-2
- [126] M. Grott, J. Knollenberg, et al., The MASCOT Radiometer MARA for the HAYABUSA 2 Mission, *Space Science Reviews*, 2016, DOI 10.1007/s11214-016-0272-1

- [127] D. Herčík, H.-U. Auster, J. Blum, K.-H. Fornaçon, et al., The MASCOT Magnetometer; *Space Science Reviews*, 2016, DOI 10.1007/s11214-016-0236-5
- [128] JAXA press release, Name Selection of Asteroid 1999 JU₃ Target of the Asteroid Explorer “HAYABUSA2”
- [129] C. Ziach, et al., MASCOT, the Small Mobile Asteroid Landing Package on its Piggyback Journey to 1999 JU₃: Pre-Launch and Post-Launch Activities, IAC-15-A3.4.6
- [130] C. Lange, R. Findlay, C. Grimm, et al., “How to build a 10 kg autonomous Asteroid landing package with 3 kg of instruments in 6 years?” – Systems Engineering challenges of a high-density deep space system in the DLR MASCOT project, 2624640 (1325), SECESA 2012.
- [131] R. Findlay, T.-M. Ho, C. Lange, et al., A Small Asteroid Lander Mission to Accompany HAYABUSA-II, Proceedings of the 63rd IAC 2012, IAC-12-A3.4.7.
- [132] J.T. Grundmann, V. Baturkin, et al., “You’ve got 2 Years, 6 Months, 1 Week and 48 Hours!” – the Ongoing Engineering Adventure of MASCOT and its Implications for Planetary Defence Missions, IAA-PDC13-04-06P.
- [133] C. Ziach, T.-M. Ho, C. Grimm, R. Findlay, C. Lange, et al., The Final Stages of MASCOT, a Small Asteroid Lander to Accompany HAYABUSA-II, IAC-13-A.3.4.6.
- [134] M. Lange, et al., MASCOT - Structures Design and Qualification of an “Organic” Mobile Lander Platform for Low Gravity Bodies. 13th ECSSMET, ESA SP-727, 2014
- [135] M. Lange, et al. MASCOT - A Lightweight Multi-Purpose Lander Platform. 12th ECSSMET, ESA SP-691
- [136] E. Canalias, M. Deleuze, et al., Analysis of the Descent and Bouncing Trajectory of MASCOT on 1999JU₃, IPPW2015-6105, Intern’l Planetary Probe Worksh., 2015
- [137] L. Celotti, et al., MASCOT thermal subsystem design challenges and solution for contrasting requirements, 45th Intern’l Conf. on Environmental Systems, ICES-2015-83
- [138] SAFT, LSH20 Datasheet, Doc. № 31015-2-1006.
- [139] A. Herique, et al., FANTINA: Fathom Asteroids Now: Tomography and Imagery of a NEA - Payload For Marco Polo R CV3 / ESA mission. EGU GA Conf. Abs., p. 9633
- [140] VRmDC-8 PRO (color), VRmagic, 2009.
- [141] Techspec Fixed Focal Length Lens Specifications, Edmund Optics, 2015.
- [142] For Machine Vision H1214-M, 12 mm 1:1.4, Pentax Optics, 2003.
- [143] M. Hamm, et al., In-Situ Determination of Asteroid Thermal Inertia using the MASCOT Radiometer, IAA-PDC-17-03-P18, 5th IAA PDC, 2017, Tokyo, Japan
- [144] A.W. Harris, L. Drube, How to find Metal-Rich Asteroids, *ApJ*, 2014, 785, L4
- [145] Ostro, S.J., et al., 2006. Radar Imaging of Binary Near-Earth Asteroid (66391) 1999 KW₄. *Science* 314, 1276–1280. doi:10.1126/science.1133622
- [146] P.C. Thomas, et al., Saturn’s Mysterious Arc-Embedded Moons: Recycled Fluff?, 44th LPSC, 2013, #1598
- [147] D. Takir, V. Reddy, et al., Detection of Water and/or Hydroxyl on Asteroid (16) Psyche, 2016
- [148] Naidu, S.P. et al.. Goldstone radar images of near-Earth asteroids (469896) 2007 WV₄, 2014 JO₂₅, 2017 BQ₆, and 2017 CS. AGU Fall Meeting, 2017 December
- [149] R.C. Boden, et al., Design of a Lander for In-Situ Investigation and Sample-Return from a Jupiter Trojan Asteroid on the Solar Power Sail Mission, 25th Workshop on JAXA Astrodynamics and Flight Mechanics, 2015
- [150] S. Ulamec, R.C. Boden, et al., Lander Element for Jupiter Trojan Mission, in: Jupiter Trojan, 2016.
- [151] J.T. Grundmann, et al., From Sail to Soil – Getting Sailcraft Out of the Harbour on a Visit to One of Earth’s Nearest Neighbours, IAA-PDC15-04-17, PDC 2015.
- [152] P.W. Chodas, S.R. Chesley, D.K. Yeomans, Impact Hazard Assessment for 2011 AG₅, IAA-PDC13-03-11.
- [153] N. Sullo, A. Peloni, M. Ceriotti, From Low Thrust to Solar Sailing: A Homotopic Approach, 26th AAS/AIAA Space Flight Mechanics Meeting, Paper 16-426, 2016.
- [154] Sullo, N., et al., Low-Thrust to Solar-Sail Trajectories: A Homotopic Approach, *JGCD*, Vol.40, No.11, 2017, pp. 2796-2806. doi:10.2514/1.G002552
- [155] PPSO solver, retrieved 16Apr2017, uk.mathworks.com
- [156] Peloni, A., et al., Automated Trajectory Optimizer for Solar Sailing (ATOSS), *Aerosp.Sci. and Tech.*, Vol. 72, 2018, pp. 465-475, doi: 10.1016/j.ast.2017.11.025;
- [157] Data: cneos.jpl.nasa.gov/pd/cs/pdc17/ , 26APR2017.
- [158] V. Maiwald, About Combining Tisserand Graph Gravity-Assist Sequencing with Low-Thrust Trajectory Optimization. ICATT 2016, Darmstadt, Deutschland.
- [159] V. Maiwald, Initial Results of a New Method for Optimizing Low-Thrust Gravity-Assist Missions. ISSTS, 3-9 Jun 2017, Matsuyama, Japan.

- [160]V. Maiwald, Applicability of Tisserand Criterion for Optimization of Gravity-Assist Sequences for Low-Thrust Missions. 66th IAC, 2015, Jerusalem, Israel
- [161]V. Maiwald, A New Method for Optimization of Low-Thrust Gravity-Assist Sequences. CEAS Space Journal. 2017, DOI: DOI 10.1007/s12567-017-0147-7
- [162]C. Lange, et al., Responsive Development of Optimized Small Spacecraft through Balanced Ad-hoc and Strategic Re-Use with Model-Based System Engineering for Planetary Defence, Science and Emerging Applications, IAA-PDC-17-05-P22, 5th PDC, 2017
- [163]M. Sznajder, J.T. Grundmann, T. Renger, Experimental Studies of Space Weathering Effects on Thin Membranes in Planetary Defence Applications and Asteroid Surface Materials by a Complex Irradiation Facility, IAA-PDC-17-05-P25, 5th IAA PDC, 2017, Tokyo, Japan
- [164]J.T. Grundmann, et al., Soil to Sail – Asteroid Landers on Near-Term Sailcraft as an Evolution of the GOSSAMER Small Spacecraft Solar Sail Concept for In-Situ Characterization, IAA-PDC-17-05-19, PDC 2017.
- [165]P. Michel, et al., Science case for the Asteroid Impact Mission (AIM): A component of the Asteroid Impact & Deflection Assessment (AIDA) mission, *Advances in Space Research* (57): 2529-2547 (2016).
- [166]A.F. Cheng, et al., Asteroid impact and deflection assessment mission, *Acta Astron.* 115: 262-269 (2015).
- [167]A.F. Cheng, P Michel, M. Jutzi, et al., Asteroid Impact & Deflection Assessment mission: Kinetic impactor. *PSS* 121 (2016), 27–35. doi:10.1016/j.pss.2015.12.004
- [168]A.F. Cheng, C.L.B. Reed, Asteroid Impact & Deflection Assessment: Double Asteroid Redirection Test, IAC-16-A3.4.10
- [169]A. Herique, et al., Radar Package for a Direct Observation of the Asteroid's Structure from Deep Interior to Regolith, IAA-PDC-17-05-P18, 5th IAA PDC 2017
- [170] A. Herique, V. Ciarletti, A Direct Observation of the Asteroid's Structure from Deep Interior to Regolith: Two Radars on the AIM Mission. 47th LPSC (2016).
- [171]A. Herique, et al., Direct Observations of Asteroid Interior and Regolith Structure: Science Measurement Requirements, *Advances in Space Research*, Volume 62, Issue 8, 15 October 2018, Pages 2141-2162
- [172]S. Ulamec, J. Biele, J.T. Grundmann, J. Hendrikse, C. Krause, Relevance of PHILAE and MASCOT in-situ Investigations for Planetary Defense, IAA-PDC15-04-08.
- [173]T. Spröwitz et al., Membrane Deployment Technology Development at DLR for Solar Sails and Large-Scale Photovoltaics, 8.0618, ID:2867, IEEE Aerospace Conference 2018 (accepted)
- [174]J.T. Grundmann, et al., Capabilities of GOSSAMER-1 derived Small Spacecraft Solar Sails carrying MASCOT-derived Nanolandings for In-Situ Surveying of NEAs, *Acta Astron.* – Special Issue: Planetary Defence, 2018 (in print)
- [175]D.A. Day, et al. (ed), *Eye in the Sky: The Story of the Corona Spy Satellites*, 1998, ISBN 1-56098-830-4
- [176]C. Peebles, *The Corona Project: America's First Spy Satellites*, 1997, ISBN 1-55750-688-4
- [177] NASA, Juno Mission to Jupiter, & JPL/NASA, Jupiter Orbit Insertion Press Kit Juno, jpl.nasa.gov
- [178]K.-H. Glassmeier, et al., The Rosetta Mission: Flying Towards the Origin of the Solar System, *Space Science Reviews* (2006), DOI: 10.1007/s11214-006-9140-8
- [179]G. Schwehm, ROSETTA – The comet rendezvous mission, ESA-SP-1179
- [180] Masahiro Umesato, Takakazu Okahashi, *Sailing Into Space – Two Men in a Race Against Time*, nec.com
- [181]P. Seefeldt et al., Special Testing and Test Strategies for Unique Space Hardware Developments, IAC-18-C2.1.7
- [182]T. Spröwitz et al., GO SOLAR – A GOSSAMER Solar Array Concept for High Power Spacecraft Applications using flexible thin-film Photovoltaics, IAC-18-F1.2.3
- [183]M. Sznajder, U. Geppert, M. Marć, Degradation of thin solar-sail membrane films under interplanetary medium, #17011, 4th ISSS, Kyoto, 2017
- [184]Peloni, A., et al., Multiple Near-Earth Asteroid Rendezvous Mission: Solar-Sailing Options, *Advances in Space Research*, 2017, doi: 10.1016/j.asr.2017.10.017.
- [185]A. Peloni, Solar-Sail Mission Design for Multiple Near-Earth Asteroid Rendezvous, Ph.D. thesis, Glasgow, 2018
- [186]L. Johnson, et al., Near Earth Asteroid (NEA) Scout, #17002, 4th ISSS, Kyoto, 2017
- [187]T. Russel Lockett, A. Few, R. Wilson, Near Earth Asteroid Solar Sail Engineering Development Unit Test Program, #17054, 4th ISSS, Kyoto, 2017
- [188]A. Heaton, et al., Near Earth Asteroid Scout Solar Sail Thrust and Torque Model, #17055, 4th ISSS, Kyoto, 2017
- [189]J. Orphee, B. Diederich, B. Stiltner, C. Becker, A. Heaton, Solar Sail Attitude Control System for the NASA Near Earth Asteroid Scout Mission, #17091, 4thISSS 2017

- [190] O. Stohlman, E. Loper, T. Lockett, Temperature-Driven Shape Changes of the Near Earth Asteroid Scout Solar Sail, #17041, 4th ISSS, Kyoto, 2017
- [191] J.M. Fernandez, et al., An Advanced Composites-Based Solar Sail System for Interplanetary Small Satellite Missions, AIAA Scitech 2018, Kissimmee, Florida, USA
- [192] J.M. Fernandez, et al., NASA's advanced solar sail propulsion system for low-cost deep space exploration and science missions that uses high performance rollable composite booms, #17067, 4th ISSS, Kyoto, 2017
- [193] J.M. Fernandez, Advanced Deployable Shell-Based Composite Booms For Small Satellite Structural Applications Including Solar Sails, #17089, 4th ISSS 2017
- [194] robex-allianz.de/en/about-robex/demo-missions/.../topic-2000-system-infrastructure/
- [195] I. Pelivan, et al., Thermophysical modeling of Didymos' moon for the Asteroid Impact Mission, ASR, 2017, vol. 59, pp.1936-1949, doi: 10.1016/j.asr.2016.12.041,
- [196] P. Pravec et al., Large Coherent Asteroid 2001 OE₈₄
- [197] D. Polishook, et al., The fast spin of near-Earth asteroid (455213) 2001 OE₈₄, revisited after 14 years: constraints on internal structure, <https://arxiv.org/pdf/1707.01367.pdf>
- [198] A. Harris, NEA Population and Current Survey Status, PDC 2017, Tokyo, Japan, IAA-PDC-17-02-01
- [199] K. Wada, et al., Asteroid Ryugu Before the HAYABUSA2 Encounter, PEPS, 2018, doi: 10.1186/s40645-018-0237-y
- [200] <http://www.minorplanetcenter.net/iau/lists/NumberedMPs160001.html>, <http://scully.cfa.harvard.edu/cgi-bin/showcitation.cgi?num=162173> (09OCT2015)
- [201] J.-P. Bibring, et al., The MicrOmega investigation onboard Hayabusa2. Space Sci. Rev. 208, 401-412 (2017)
- [202] C. Pilorget, J.-P. Bibring, NIR reflectance hyperspectral microscopy for planetary science: Application to the MicrOmega instrument. Planetary and Space Science, 76(1):42{52, 2013. doi: 10.1016/j.pss.2012.11.004.
- [203] C. Grimm, et al., DLR MASCOT on HAYABUSA-II, A Mission That May Change Your Idea of Life! – AIV Challenges in a Fast Paced and High Performance Deep Space Project, sr104H00604H, ISTS 2013
- [204] C.D. Grimm, et al., Going Beyond the Possible, Going Beyond the “Standard” of Spacecraft Integration and Testing! – A Summary of the DLR Mascot AIV Activities within the HAYABUSA2 Project from the First Unit Hardware Test to Final Check-out before Launch, 30th ISTS 2015
- [205] Cordero, F. et al., MASCOT lander operational concept and its autonomy, general services and resource optimisation implementation in the on-board software, 14th International Conference on Space Operations, 2016
- [206] Biele, J., et al. (2017). Experimental Determination of the Structural Coefficient of Restitution of a Bouncing Asteroid Lander. arXiv preprint arXiv:1705.00701.
- [207] Tardivel, S. C. V. (2014). The deployment of scientific packages to asteroid surfaces (Doctoral dissertation, University of Colorado at Boulder).
- [208] A. Braukhane, et al., Statistics and Evaluation of 30+ Concurrent Engineering Studies at DLR, 5th SECESA 2012
- [209] R. Findlay, et al., Concurrent engineering through the stages: AsteroidFinder (Phase B), SECESA 2010
- [210] R. Findlay, et al., Implementation of Concurrent Engineering to Phase B Space System Design, DLRK 2011 and CEAS Space Journal 2011
- [211] M. Thiel, J. Stöcker, C. Robe, N.I. Kömle, G. Kargl, et al., The Rosetta Lander Anchoring System, 2003.
- [212] M. Hilchenbach, Simulation of the Landing of ROSETTA PHILAE on Comet 67P/Churyumov-Gerasimenko, SIMPACK User Meeting, 2004, p. 25.
- [213] JAXA, Engineering Test Satellite VII "KIKU-7" (ETS-VII), <http://global.jaxa.jp/projects/sat/ets7/index.html>
- [214] I. Kawano, et al., In-orbit demonstration of an unmanned automatic rendezvous and docking system by the Japanese engineering test satellite ETS-VII, <https://doi.org/10.2514/6.1994-3648>, AIAA-94-3648-CP
- [215] M. Oda, Rendezvous docking and space robot experiments on NASDA's ETS-VII satellite -An overview of the project and experiment results-
- [216] Gibbings A, et al., A Deep Space Inventory Tour of the Main Asteroid Belt, IAC-16.A3.1.6x32749, 67th IAC 2016.
- [217] J.P. Sánchez Cuartielles, et al., Asteroid Belt Multiple Fly-By Options for M-Class Missions, IAC-16.C1.5.7x33119, 67th IAC 2016.
- [218] H. F. Levison, et al., Lucy: Surveying the Diversity of the Trojan Asteroids: The Fossils of Planet Formation, Lunar and Planetary Science XLVIII (2017), #2025
- [219] J. Veverka, et al., Galileo's Encounter with 951 Gaspra: Overview, Icarus, 1994, doi.org/10.1006/icar.1994.1002
- [220] P.E. Beyer, R.C. O'Connor, Galileo Early Cruise, Including Venus, First Earth, and Gaspra Encounters, TDA Progress Report 42-109, 1992
- [221] NASA, Galileo Jupiter Arrival Press Kit, Dec. 1995

- [222] R. Schulz, et al., ROSETTA fly-by at asteroid (21) Lutetia: An overview, Planetary and Space Science, Vol. 66, 2012, Pages 2-8, <https://doi.org/10.1016/j.pss.2011.11.013>
- [223] Duxbury, T.C. et al. (2004). Asteroid 5535 Annefrank size, shape, and orientation: Stardust first results. Journal of Geophysical Research. doi:10.1029/2003JE002108
- [224] M. Henderson, Deep Impact – A Review of the World’s Pioneering Hypervelocity Impact Mission, 13th Hypervelocity Impact Symposium 2015, session 11, #22
- [225] PIA02449: Masursky, photojournal.jpl.nasa.gov
- [226] A. Peloni, et al., ATOSS: Automated Trajectory Optimiser for Solar Sailing, 4th Eur.OSE Workshop, 2017.
- [227] L. Drube, et al. (2016). The NEOT ω IST mission (Near-Earth Object Transfer of angular momentum spin test). Acta Astron.. 127. 10.1016/j.actaastro.2016.05.009.
- [228] S. Ettl et al., (2016). Dealing with Uncertainties in Asteroid Deflection Demonstration Missions: NEOT ω IST. Proc. IAU. 10. 10.1017/S1743921315008698.
- [229] A. Engel et al., NEOT ω IST -An Asteroid Impactor Mission Featuring Sub-spacecraft for Enhanced Mission Capability, IAC-16,B4,8,7,x34163, 67th IAC 2016
- [230] S. Weisenberger et al., Instrumentation for an asteroid kinetic-impactor demonstration mission, Final Stardust Conference, Nov 2016, ESA-ESTEC, The Netherlands
- [231] eoPortal.org Directory, LPF (LISA Pathfinder) Mission
- [232] N. V. Meyer, Basics of the Solar Wind, C.U.P., 2007.
- [233] S. Tardivel, P. Michel, D.J. Scheeres, Deployment of a lander on the binary asteroid (175706) 1996 FG₃, potential target of the European MarcoPolo-R sample return mission. 2013, Acta Astronautica, 89, 60-70.
- [234] S. Tardivel et al. High-altitude deployment of landers to asteroid surfaces using natural manifolds. 24th AAS/AIAA Space Flight Mechanics Meeting (No. 14-355), 2013
- [235] S. Tardivel, et al., Accurate Deployment of Landers to dynamically challenging asteroid. 24th AAS/AIAA Space Flight Mechanics Meeting (No. 15-424), 2014
- [236] Tardivel, S., Scheeres, D. J., Michel, P., Van wal, S., & Sánchez, P. (2014). Contact motion on surface of asteroid. Journal of Spacecraft and Rockets, 51(6), 1857-1871.
- [237] Olkin, Catherine B.; Reuter, D.; Lunsford, A.; Binzel, R. P.; Stern, S. A., The New Horizons Distant Flyby of Asteroid 2002 JF₅₆, 2006
- [238] V. Maiwald, et al., SESAME Opens: A Precursor to Human Asteroid Missions, IAC-13-D2.8.9, 64th IAC.
- [239] T.-M. Ho et al., MASCOT: Latest News of Landing on (162173) Ryugu, IAC-18-F1.2.3
- [240] T. Sprowitz et al., Membrane Deployment Technology Development at DLR for Solar Sails and Large-Scale Photovoltaics, 8.0608, #2414, IEEE Aerosp.Conf. 2019
- [241] C. Grimm, Size Matters - The Shell Lander Concept for Exploring Medium-Size Airless Bodies, IAC-18.A3.4B.2
- [242] T. Sprowitz et al., GO ω SOLAR - DLR's GOSSAMER Solar Array Concept Using Flexible Thinfilm Photovoltaics, 8.0705, #2415, IEEE Aerospace Conference 2019
- [243] I. Pelivan, Thermophysical modelling for high-resolution digital terrain models, MNRAS, vol. 478, 386-398, 2018, doi: 10.1093/mnras/sty1009
- [244] C.R. McInnes, Deflection of near-Earth asteroids by kinetic energy impacts from retrograde orbits, Planetary and Space Science, Vol. 52, pp. 587-590, 2004.
- [245] J.T. Grundmann et al., Small Spacecraft Solar Sailing for Small Solar System Body Multiple Rendezvous and Landing, IEEE 2018, 2.1205, #2360, (accepted).
- [246] Christian D. Grimm et al., From idea to flight - A review of the Mobile Asteroid Surface Scout (MASCOT) development and a comparison to historical fast-paced space programs, doi.org/10.1016/j.paerosci.2018.11.001
- [247] T. Sprowitz et al., HP3 Instrument Support System Structure Development for the NASA/JPL Mars Mission InSight, 8.0609, IEEE Aerospace Conference 2019
- [248] R.C. Boden, J. Hernando-Ayuso, Shape Estimation of Gossamer Structures Using Distributed Sun-Angle Measurements, Journal of Spacecraft and Rockets, Vol. 55, No. 2 (2018), pp. 415-426, doi: 10.2514/1.A33941

BIOGRAPHY



Jan Thimo Grundmann is a research engineer at DLR Bremen for 11 years. He received a Diploma in aerospace engineering from the RWTH Technical University of Aachen. He works on membrane deployables from GOSSAMER-1 to GO ω SOLAR, MASCOT nanolandings, and studies in planetary defence, spacecraft reliability, and responsive space history. He supports the in-house CEF team on electrical and system engineering topics.



Waldemar Bauer is research engineer at DLR Bremen since 9 years. In 2015, he obtained his PhD in space debris research at the Technical University Braunschweig and the diploma in mechanical engineering – Aerospace

Engineering – at the Hochschule Bremen in 2007. He invented a new method, *SOLID*, for in-situ detection of space debris and micrometeoroids. *SOLID* is currently undergoing on orbit testing. It is envisaged to implement the sensor on a large number of satellites in different orbits in the future. In 2016 he took over the system engineering task of the DLR project ReFEx. He participated in a large number of feasibility studies using the Concurrent Engineering approach and is involved into the educational activities at the University Bremen.



Jens Biele works as a senior staff scientist at DLR (German Aerospace Center) in Cologne, Germany. He is involved in the Rosetta Lander and HAYABUSA2 MASCOT lander projects as payload manager and scientist and has also been involved in a number of solar system exploration studies. Before his current position, he spent one year as a Postdoc with the Max-Planck-Institute for Chemistry in Mainz. He obtained his Ph.D. in 1998 in geosciences at the Free University Berlin while doing atmospheric research with the Alfred-Wegener-Institute for Polar and Marine Research. He studied experimental physics at the University of Kaiserslautern and at Imperial College, London. His field of special expertise is cometary science, regolith mechanical properties as well as probes, payloads and small systems, in particular landers, for missions to small bodies in the solar system.



Ralf Boden received his Dipl.-Ing. from the Technical University Munich, where he has been studying mission architectures and spacecraft design for small body exploration. During his Diploma thesis, Ralf has been working on the development and testing of GNC sensors and other thermal hardware

as thermal engineer on DLR's MASCOT asteroid lander team. He joined JAXA's Solar Power Sail study group in 2014, where he worked on the design and development of a robotic lander for the exploration of the Jupiter Trojan asteroids. He received his Dr.Eng. from the University of Tokyo in 2017, on the topic of cold gas propulsion systems for small spacecraft. He is currently working as a lunar lander systems and integration engineer at space-inc in Tokyo.



Kai Borchers holds a B.Sc. in Computer Science and a M.Sc. in Systems Engineering. Since 2011 he works as a research assistant for the department of Avionics Systems at the Institute of Space Systems of the German Aerospace Center (DLR). His main tasks are the description

of FPGA designs and their functional testing with focus on random constraint and assertion-based verification.




Matteo Ceriotti is a Lecturer in Space Systems Engineering, within the School of Engineering of the University of Glasgow. He holds a PhD in Aerospace Engineering with a thesis on global optimization of multiple gravity assist trajectories. His main research interests are space mission analysis and trajectory design, orbital dynamics, trajectory optimisation, particularly focusing on high area-to-mass ratio structures.



Federico Cordero is a spacecraft system engineer with +25 years' experience in space avionic systems and satellite flight operations. He graduated at the Turin Polytechnic in Computer Science and is working in Telespazio-Vega (Darmstadt) since 2000 for supporting ESA in the flight operations for Integral, METOP-B, Gaia, Lisa Path Finder and Euclid missions and in a number of in-house projects related to on-board computer software/hardware development and procurement, among which the DLR MASCOT on-board computer. He previously worked for Thales Alenia (Turin) and Fiat Avio (Turin) as member of the system engineering teams in charge of the avionics for Beppo SAX satellite, SOHO Ultraviolet Spectrometer, Tethered satellite, TCS and ECLSS Columbus manned module, Integral satellite, Cyclone-4 launcher.



Dr. Bernd Dachwald is professor for astronautical engineering at FH Aachen University of Applied Sciences, Germany. Before his current position, he was mission operations director at the DLR German Space Operations Center at Oberpfaffenhofen and postdoc mission analyst at DLR Cologne. In 2003, he obtained his PhD in aerospace engineering from the University of the Armed Forces Munich for low-thrust trajectory optimization with a novel method that involves neural networks and evolutionary algorithms. His current fields of scientific research are space mission analysis, design, and optimization, intelligent methods for spacecraft trajectory optimization and attitude control, innovative space technologies (especially solar sails and subsurface sampling), solar system exploration (especially icy moons and small bodies), astrobiology, and planetary defense.



Etienne Dumont studied at ISAE-Supaéro, Toulouse, France and KTH, Stockholm, Sweden from which he obtained in 2009 two degrees both equivalent to Master of Science. After a Master thesis written at ESA ESTEC, he joined in summer 2009 the DLR (German Aerospace Center) Institute of Space Systems in Bremen. As a member of the division for Launch Vehicle System Analysis, he worked on the preliminary design of future European space transportation systems but also in-space transportation such as Moon landers. Since 2017 he leads for DLR the CALLISTO project for a demonstrator of a reusable launcher first stage.



Christian D. Grimm is a research engineer at the German Aerospace Center (DLR), Institute of Space Systems in Bremen, Germany, since 2010. He received his Master degrees in Astronautics and Space Engineering from Cranfield University, UK, as well as in Space Technology from Luleå University of Technology, Sweden. Within the MASCOT Project he functioned as Integration Lead as well as AIV/AIT Manager which he continues to assist the ongoing preparations of the landing Mission in 2018. He currently supports the GoSolAr Project in Systems Engineering as well as in AIV/AIT related matters and within the department of Landing and Exploration Technologies he takes part in multiple design and flight studies as a test engineer, for example the SpaceIL Moon lander for the Google Lunar X-Price or the upcoming JAXA MMX Mission. In addition, he is pursuing now a doctorate degree concentrating on new technologies of advanced small body landers and their supporting mechanisms.



David Herčík is a researcher at the Technical University in Braunschweig, Germany, working at the Institute for Geophysics and extraterrestrial Physics since 2012. He is a project manager for the MASCOT magnetometer, a scientific instrument developed at the institute. He was also involved in other projects as a researcher: Proba 2, SOSMAG, JUICE. He finished his Ph.D. in 2014 at the Technical University in Prague and Czech Academy of Sciences, while working on data analysis from numerical simulations of Solar wind interaction with Mercury. His field of research covers space plasma physics, magnetometry, scientific instrumentation testing, data analysis, and software development.



Tra-Mi Ho received her Ph.D. in Physics from the University of Bern, Switzerland, in 2004. Her research interests are the development of satellite and landing systems, solar system science and exploration. She is project manager of the asteroid nano-lander MASCOT currently aboard the JAXA probe HAYABUSA2 to (162173) Ryugu and related follow-on studies such as MASCOT2 on ESA's AIM orbiter in the joint NASA-ESA AIDA mission and the Jupiter Trojan micro-lander aboard JAXA's planned Solar Power Sail mission. She is head of department of the System Engineering and Project Office at the DLR Institute of Space Systems in Bremen, Germany.



Rico Jahnke received his diploma in mechanical engineering and aerospace engineering from the University of Applied Sciences of Aachen in 2010 and joined DLR. Currently, he is deputy head of the Mechanical Dynamical Test Laboratory at the DLR Institute of Space Systems, Bremen, Germany. He works on the technological development of membrane-based deployment systems in the GOSSAMER-1 and GOSOLAR projects at the DLR Institute of Space Systems in Bremen, Germany.

Aaron D. Koch received a Master's degree in Mechatronics from the Technical University of Ilmenau in 2006. He has been with DLR for 7 years and is currently a member of the department for Space Launcher Systems Analysis. He has been project leader of the ESA project ATILA. His career started as a trainee in the Thermal and Structures division at ESA/ESTEC.



Alexander Koncz is Project and Systems Engineer at the German Aerospace Centre in Berlin, Germany. He obtained his Dipl.-Ing. in 2006 and his Dr.-Ing in 2012 in Aerospace Engineering from the University of Stuttgart on the subject of design and development of a humidity sensing instrument for the ESA ExoMars mission. He continued his studies as a Project and Systems Engineer for the AsteroidFinder FPA, MASCOT-CAM on Hayabusa 2, ExoMARS PanCAM HRC, JUICE Janus FPM and PLATO F-FEE.

Christian Krause works at the DLR (German Aerospace Center) MUSC (Microgravity User Support Center) in Cologne, Germany. He is involved in the Philae (Rosetta Lander) and HAYABUSA2 MASCOT lander projects, and MASCOT operations at the MASCOT Control Center (MCC).



Caroline Lange is a research engineer in space systems engineering at the German Aerospace Center, Institute of Space Systems in Bremen, Germany, where she started working at the Department of Exploration Systems in 2008.

Currently she is a system engineer in the MASCOT project as well as workpackage manager and system engineer for the ROBEX (Robotic Exploration of Extreme Environments) Helmholtz Alliance, where she is responsible for the design of a small generic instrument package for lunar applications. Caroline has an engineer's degree in Aerospace Engineering from the University of Stuttgart and is currently also pursuing her doctorate in space systems engineering.



Roy Lichtenheldt is a research engineer at the German Aerospace Center (DLR), Institute of System Dynamics and Control in Oberpfaffenhofen, Germany. He received his Master degree in Mechatronics from Ilmenau University of Technology. During

his work on several planetary exploration missions he obtained his Ph.D. from Ilmenau University of Technology in the field of dynamic simulations. In the institute he is responsible for high fidelity simulations in planetary exploration, terramechanics and the development of HPC DEM software. He is in charge of the dynamical simulations of the INSIGHT HP³-Mole and contributes to MASCOT and the ROBEX (Robotic Exploration of Extreme Environments) Helmholtz Alliance. He is also responsible for the wheel design of the Phobos rover in the MMX mission and serves as project lead and systems engineer for a novel scouting rover.



Volker Maiwald has graduated in Aerospace Engineering from RWTH Aachen in 2009 and joined DLR's Institute of Space Systems in early 2010. As a system engineer his main fields of work are system analysis of future spacecraft and mission concepts as well as leading

Concurrent Engineering studies (e.g. for EU:CROPIS). Since 2012 he is a lecturer for spaceflight dynamics at the University of Bremen and in 2018 he there received his doctorate in combined low-thrust trajectory and gravity-assist optimization.



Colin McInnes is James Watt Chair, Professor of Engineering Science at the University of Glasgow. He is a Fellow of the Royal Society of Edinburgh and the Royal Academy of Engineering. His research interests include

spacecraft orbital dynamics, solar sail propulsion and advanced concepts engineering. His current programme of research on next-generation spacecraft engineering is supported by a Royal Academy of Engineering Chair in Emerging Technologies.



Jan-Gerd Meß obtained a Bachelor's degree in Computer Science at University of Paderborn, Germany, in 2013 and a Master's degree also in Computer Science at University of Oldenburg, Germany, in 2015, respectively. Being part of the scientific staff in the Institute of

Space Systems of the German Aerospace Center (DLR) in Bremen, he is responsible for software and application development in the Horizon 2020 project MAMMOTH-UP. His research focus is on adaptive sensor data compression and self-configuring monitoring for spacecraft.



Tobias Mikschl is pursuing a Ph.D. at the University of Wuerzburg in the field of aerospace information technology. His current research concentrates on novel approaches for distributed spacecraft data-

systems. He is currently working on the DLR funded innovation project SKITH (Wireless Satellite). Previously he worked on YETE (distributed spacecraft control) and did low level operating system implementations for the Biros satellite.



Eugen Mikulz is the main responsible person for the environmental testing at the DLR Institute of Space Systems in Bremen, Germany. He studied production engineering with the specialization in aerospace at the University of Bremen and reached

his Master of Science degree. He was involved in the thermal vacuum or ambient testing in projects like Gossamer, ADEO, MASCOT, INSIGHT and ENMAP.



Sergio Montenegro received a master degree in computer science from the Technical University of Berlin, followed by a PhD from the same university. He has been programming satellites for the last 20 years. Now he is Professor for

aerospace information technology at the university of Würzburg, Germany. His research interests include dependability and simplification for control software.



Ivanka Pelivan received her PhD degree in 2013 at the University of Bremen while involved in spacecraft simulation software development at ZARM and at DLR. As a Marie-Curie fellow at Stanford University she applied the software library to the relativity mission GRAVITY

PROBE B. Next to thermophysical modeling for the targets of the ROSETTA, HAYABUSA2 and AIM missions, she has been actively involved in preparation of data analysis for the ROSETTA instrument MUPUS. As ROLIS (down-facing camera on ROSETTA's lander PHILAE) operations engineer she was responsible for test and generation of the camera command sequences and camera operation in flight. She is Co-I of PHILAE lander instruments MUPUS, ROLIS and the MASCOT radiometer MARA.




Alessandro Peloni holds a PhD in Aerospace Engineering from the University of Glasgow, UK. He works on the optimisation of deep-space solar-sail trajectories, with a focus on solar-sailing multiple-asteroid rendezvous mission design. He studied both astrophysics and

astronautical engineering at the University of Rome Sapienza, Italy.



Dominik Quantius completed his diploma in mechanical engineering, majoring in aerospace, at the Technical University of Aachen (RWTH). Since 2007 he is scientific employee in the System Analysis Space Segment department of the German Aerospace Center Institute

of Space Systems with concentration on Concurrent Engineering (CE), mission analysis and life support systems. Being part of the core team of the CE facility at DLR Bremen, he was involved in more than 30 CE studies as mission analyst, systems engineer or team leader and is trained in project management and systems engineering. Since 2011 he is giving lectures for spaceflight dynamics at the University of Bremen. Since 2013 he is heading the group Concept Development for Satellites & Human Spaceflight and was technical manager of the DLR POST-ISS project - an architectural study for the continuation of astronautical research in Low Earth Orbit.



Siebo Reershemius received his Master Degree in Mechanical Engineering in 2010 and joined the DLR Institute of Space Systems in Bremen, Germany, as a research engineer. His main interests are deployable structures and mechanisms. He was engineer for

structural analysis and mechanism development of the institute's first satellite, AISAT-1, launched in 2013, and is lead of the HP³ Support System, which is part of the DLR instrument HP aboard the NASA mission INSIGHT to be launched in 2018. Currently, he works on the technological development of membrane-based deployment systems in the GOSSAMER-1 and GOSOLAR projects.



Thomas Renger is the head of the Complex Irradiation Facility (CIF) at DLR Bremen. He is working in the design, commissioning, and operation of the facility and the execution of material degradation experiments. He has studied electrical engineering at the

University of Rostock and joined the DLR since 2017.



Johannes Riemann is pursuing a Bachelor in Mechanical Engineering at University of Kassel. He completed an internship at the DLR (German Aerospace Center) in 2017 in which he studied high velocity launches for small payloads in respect of Planetary Defense

scenarios. He went on to support the DLR in a study of power and thermal systems on a future Moon Transportation System as part of his Bachelor thesis.




Michael Ruffer is a research assistant at the University Wuerzburg, Chair of Aerospace Information Technology since 2011. He graduated with a degree in electrical engineering from the University of Applied Sciences of Jena in 2005. After starting his

career at X-SPEX GmbH, a small company developing professional video and audio systems, he now works on different third-party projects at the University Wuerzburg. His work includes project planning, system engineering, embedded software and electronics development. In GOSSAMER-1 he was responsible for the embedded software of the boom units.



Kaname Sasaki received his Master degree in Aerospace Engineering from Tokyo University, Japan. Since 2013 he works at the department of Mechanics and Thermal Systems of the DLR Institute of Space Systems in Bremen, Germany. He has been

involved in the development and testing activities for the asteroid lander MASCOT, the DLR payload HP³ as part of the NASA/JPL Mission INSIGHT and the membrane-based deployment systems in the GOSSAMER-1. Currently, he works as a system engineer of the MASCOT project, as well as a thermal engineer in the GOSOLAR project.



Nicole Schmitz has been working as aerospace engineer and staff scientist at DLR (German Aerospace Center)'s Institute of Planetary Research in Berlin, Germany, since 2007. She received a Diploma in Mechanical Engineering – Aerospace

Engineering from the RWTH Technical University of Aachen, Germany, in 2006. She is involved in the HAYABUSA2 MASCOT lander project as project manager and Co-I of the MASCOT camera. Other technical and/or scientific contributions to missions include the EXOMARS ROVER's PanCam, Wisdom and ISEM instruments, the JANUS camera on JUICE, the MastCam-Z on the Mars-2020 rover, and the PROSPECT package on the LUNA-27 mission. She has also been involved in a number of solar system exploration studies. Her main scientific interests are composition and geology of planetary surfaces, and terrestrial analog studies. During her time at DLR, she participated in numerous ESA and NASA analogue campaigns, where instruments for future Mars robotic mars missions were tested and further developed through scientific research in terrestrial analog environments, to meet the technical and scientific challenge of remote planetary surface exploration. One example is the Arctic Mars Analogue Svalbard Expedition (field years 2008-2014). She also spent three months in Antarctica as member of the GANOVEX (German Antarctic North Victoria Land Expedition) XI field crew (2015/2016).



Wolfgang Seboldt retired from German Aerospace Center (DLR) in 2011. He studied mathematics (Dipl.-Math.) and (astro)physics (Dr. rer. nat.) at Univ. of Bonn and Bochum. Since 1985 he was working at DLR Cologne (i.a. as head of Mission Architecture and Advanced

Technologies section). He is (co-) author of more than 100 publications in the fields of plasma-astrophysics, planetary research/exploration and innovative space

technologies (e.g. solar sails and advanced propulsion).



Patric Seefeldt is pursuing a Ph.D. at DLR and the University of Bremen on Development and Qualification Strategies for Deployable Membrane Spacecraft Systems. He works in the projects GOSSAMER-1 and GOSOLAR at the DLR Institute of Space Systems in Bremen, Germany. He studied mechanical engineering at the RWTH Technical University of Aachen, Germany, where he worked as a research associate at the Institute of Structural Mechanics and Lightweight Design.



Peter Spietz is working on the technological development and adaptation of the membrane-based photovoltaics of GOSSAMER-1 for the project GOSOLAR at the DLR Institute of Space Systems in Bremen, Germany. He was project manager and system engineer of GOSSAMER-1 and the first DLR Research & Development

'Kompaktsatellit' project, ASTEROIDFINDER/SSB. Previously, he worked at the Institute of Environmental Physics (IUP) of the University of Bremen on the GOME ozone monitoring instrument series.



Tom Sproewitz is Head of the department Mechanics and Thermal Systems of the DLR Institute of Space Systems since 2012. In 2001, he graduated from the Technical University Chemnitz, Germany with a Diploma in Applied Mechanics as part of Mechanical Engineering.

After graduation he worked at the DLR Institute of Composite Structures and Adaptive Systems as mechanical engineer until 2009. He was involved in the development, manufacturing and mechanical testing of the ROSETTA Lander, PHILAE, as Mechanical Analysis Engineer. Since 2009, he works at the Institute of Space Systems in Bremen with focus on structures, mechanisms, deployment systems as well as environmental testing. He worked as structural engineer on the DLR Satellite AISAT and the DLR payload HP³ as part of the NASA/JPL Mission to Mars, INSIGHT.



Maciej Sznajder is a scientific co-worker at the department Mechanics and Thermal Systems of the DLR Institute of Space Systems. He has PhD degrees in physics and materials engineering. Since 2010, he works in the field of materials degradation mechanisms which take

place under space conditions. Currently, he is involved in the technological development of membrane-based deployment systems in the GOSSAMER-1 and GOSOLAR projects at the DLR Bremen.



Simon Tardivel received his M.S. in Aerospace Engineering from Supaero (Toulouse, France) in 2010. Under supervision of Dr. Scheeres, he received a Ph.D. in Aerospace Engineering Sciences from the University of Colorado Boulder in 2014, on the topic of the deployment

of landers to asteroid surfaces. Since June 2017 he has been working at CNES (Centre National d'Etudes Spatiales) in Toulouse in mission design and analysis, notably on the MMX rover concept.



Norbert Tóth has studied electrical engineering at the Óbuda University in Hungary. He is working since 2010 at DLR Bremen in the department Avionics Systems. His main interests are embedded system design, HW&SW development and wireless

communication for Space Systems. He was the work packet leader (Command and Data Handling, CDH) for GOSSAMER-1 and for ROBEX Lander and Remote Unit. Currently he is working on the GOSOLAR CDH and on the MASCOT checkout, operations.




Elisabet Wejmo is a research engineer at the German Aerospace Center (DLR), Institute of Space Systems in Bremen, Germany, since 2014. She is currently responsible for the power systems on the S2TEP and Eu:CROPIS satellites, but has also worked with the MASCOT

project; doing mostly power system tests. In 2014 she received a Master's of Science and Space Engineering from Luleå University of Technology (LTU), Sweden.



Friederike Wolff received her BSc in Aerospace Engineering (honors) from the Technical University of Delft (the Netherlands) in 2013. During the completion of her MSc in Space Science and Technology at the Luleå Technical University in Kiruna (Sweden), she participated

in the REXUS/BEXUS program. Since 2015, she is working at the German Space Agency (DLR) at the Institute of System Dynamics and Control. Her current responsibilities include mission support for MASCOT (Mobile Asteroid Surface Scout) as well as the simulation, verification and optimization of the MASCOT Mobility Unit.



Christian Ziach received his Master in aerospace engineering from the University of the German Armed Forces in Munich in 2005 and his Master in Business and Economic Studies from the University of Hagen, in 2011. He served as a military officer tasked as team lead,

missile system analyst, and deputy project manager for high altitude long endurance reconnaissance UAV payload introduction. In 2012 he joined DLR to work as system engineer and deputy project manager for the MASCOT asteroid nano-lander currently flying aboard the JAXA probe HAYABUSA2, including related studies such as MASCOT2 on ESA's AIM orbiter in the joint NASA-ESA AIDA mission and the Jupiter Trojan micro-lander aboard JAXA's planned Solar Power Sail mission. He also worked as system engineer for the S2TEP small satellite project. Since 2017 he works as an investment manager on high-technology enterprises for High-Tech Gründerfonds, Bonn, Germany.

For more comprehensive biographies please see [245].

