

1 Weston, M. A., McLeod, E. M., Blumstein, D. T., and Guay, P.-J. (2012). *A review of flight initiation*
2 *distances and their application to managing disturbance to Australian birds*. *Emu*, **112**: 269-286

3

4 **A review of flight initiation distances and their application to**
5 **managing disturbance to Australian birds**

6

7 M.A. Weston^{1†}, E.M. McLeod², D.T. Blumstein³, and P.-J. Guay²

8

9 ¹Centre for Integrative Ecology, School of Life and Environmental Sciences, Faculty
10 of Science and Technology, Deakin University, 221 Burwood Highway, Burwood,
11 Victoria 3125, Australia.

12

13 ²School of Engineering and Science, and Institute for Sustainability and Innovation,
14 Victoria University – St-Albans Campus, PO Box 14428, Melbourne MC, VIC,
15 Australia 8001

16

17 ³Department of Ecology and Evolutionary Biology, 621 Charles E. Young Drive
18 South, University of California, Los Angeles, CA, 90095-1606, USA.

19

20 Running Head: Flight initiation distance and management of birds

21

22 Keywords: Flight initiation distance, disturbance, buffers, human wildlife interactions,
23 human wildlife conflict

24

25 †Corresponding author: E-mail: mweston@deakin.edu.au

26 **Abstract**

27 Disturbance, the response of birds to a stimulus such as the presence of a person, is
28 considered a conservation threat for some Australian birds. The distance at which a
29 bird flees from perceived danger is defined as the Flight Initiation Distance (FID), and
30 could be used to designate separation distances between birds and stimuli which
31 might cause disturbance. We review the known FIDs for Australian birds, and report
32 FIDs for 352 species. Most FIDs are from south eastern Australia, and almost all refer
33 to a single walker as the stimulus. A number of prominent factors correlated with FID
34 are discussed (e.g. body mass and the distance at which an approach begins). FIDs
35 have not been used extensively in the management of disturbance, for a variety of
36 reasons including lack and inaccessibility of available data. We call for standardised
37 data collection and greater application of available data to the management of
38 disturbance.

39

40 **Introduction**

41 The response of birds to the presence of a stimulus such as a potential predator or a
42 human is referred to as ‘disturbance’ (Van Der Zande and Verstrael 1985; Fox and
43 Madsen 1997). A diverse range of *stimuli* can disturb birds. Although natural stimuli,
44 such as predators, cause disturbance (e.g. Ward *et al.* 1994; Burton *et al.* 1996), most
45 studies focus on anthropogenic sources of disturbance. These include humans
46 themselves, their companion animals, and motorised transport such as aircraft,
47 vehicles and boats (e.g. Kushlan 1979; Andersen *et al.* 1989; Buick and Paton 1989;
48 Kirby *et al.* 1993; Burger 1998; Delaney *et al.* 1999).

49

50 The *response* of birds to disturbance takes many forms, but most reported
51 responses are behavioural and can be considered vigilance or flight responses
52 (Hediger 1934; Ydenberg and Dill 1986; Hockin *et al.* 1992), where ‘vigilance’
53 involves birds stopping their current activity to monitor the approaching human (e.g.
54 Fernández-Juricic *et al.* 2001) and ‘flight’ involves fleeing on foot, swimming, diving,
55 or on the wing (e.g. Cooke 1980). An increasing number of studies have demonstrated
56 physiological responses to stimuli, such as changes in heart rates, body temperature,
57 and plasma corticosterone levels, which can occur in the absence of any obvious
58 behavioural responses (e.g. Gabrielsen *et al.* 1977; Kanwisher *et al.* 1978; Culik *et al.*
59 1990; Wilson *et al.* 1991; Culik *et al.* 1995; Nimon *et al.* 1995, 1996; Regel and Pütz
60 1997; Weimerskirch *et al.* 2002; Walker *et al.* 2006). Responses to disturbance can
61 vary greatly between species. For example, some shorebirds do not leave their nest
62 until humans are nearby, while others leave their nests when humans are several
63 hundred metres distant (e.g. Page *et al.* 1983; Watson 1988; Yalden and Yalden
64 1989).

65

66 These behavioural and physiological responses are presumed to be costly, and
67 non-benign consequences of human disturbance have been observed among many
68 species. Disturbance induced by humans can result in ecologically significant shifts in
69 behaviour, such as changes in habitat use (e.g. Burger 1981), reduced foraging,
70 diminished parental care (e.g. Weston and Elgar 2005), compromised parental defence
71 resulting in reproductive failure (e.g. Vos *et al.* 1985), among other changes.
72 Behavioural changes, such as those associated with disturbance, are often assumed to
73 be brief, yet may ultimately have long-lasting impacts on populations (e.g. Flemming
74 *et al.* 1988). At the population level, high species sensitivity to disturbance (i.e. long
75 ‘Flight Initiation Distances’ [FIDs]) is associated with population declines among
76 European birds (Møller 2008) and, in the Cordoba Mountains of Argentina, human
77 presence negatively influenced avian communities, guilds and populations (Heil *et al.*
78 2007).

79

80 Increasing exposure of birds to disturbance, the possibility of significant
81 negative impacts on the conservation of at least some species, and the legislative
82 requirements to conserve birds and protect bird welfare, have largely prompted a
83 dramatic increase in the number of publications on disturbance to birds over the last
84 35 years (Hockin *et al.* 1992; Hill *et al.* 1997; Price 2008). This considerable body of
85 work has emphasised the high variability of the forms and consequences of
86 disturbance to birds. Many studies of disturbance examine factors that mediate
87 responses to disturbance. For example, physical factors such as habitat, internal
88 factors such as learning, and attributes of the stimulus such as number, height and
89 width, and speed of approach can all influence avian responses (e.g. Stalmaster and

90 Newman 1978; Burger 1986; Keller 1989; Rodgers and Smith 1995; Jorden 2007). An
91 almost universal theme in the literature is that most forms of disturbance to birds are
92 already common and are likely to occur with greater frequency in the future. Increases
93 in disturbance to birds have been predicted for Europe, North America and Australia
94 (e.g. Boden and Ovington 1973; Goss-Custard and Verboven 1993; Kirby *et al.* 1993;
95 Flather and Cordell 1995; Gill *et al.* 1996; Hill *et al.* 1997).

96

97 Here, we briefly review Flight Initiation Distances (FID) among Australian
98 birds and some of the factors which may mediate FID. Specifically, this review
99 critically describes FID and associated concepts, describes some prominent factors
100 which mediate FID, and considers why FID estimates have not enjoyed greater
101 application in the management of avian disturbance. We redress one barrier to the use
102 of FID data in management by providing available FID data for Australian birds. We
103 are unaware of any published reviews dedicated to this topic to date (but see Lane
104 2003).

105

106 **Bridging the theoretical-applied divide: Flight Initiation Distances**

107 One of the most consistent findings of disturbance research is that the response of
108 birds is inversely related to the distance between the bird and the stimulus. The
109 distance at which a behavioural escape response occurs is known as Flight Initiation
110 Distance (FID) (Stankowich and Blumstein 2005), a concept apparently first
111 described by Hediger (1934). FID is also known as ‘Flush’ (Stankowich and
112 Blumstein 2005), ‘Displacement’ (Dandenong Valley Authority 1979) or ‘Flight’
113 Distance (Hediger 1934). The distance at which a vigilance response is initiated is the
114 Alarm Initiation Distance (AD), also known as ‘Agitation’ Distance (Dandenong

115 Valley Authority 1979) (Fig. 1). The concept of FID is broadly applicable to wild
116 living birds, though for aggressive, highly habituated or domesticated birds, the
117 response often involves an approach to humans, and FID may not adequately reflect
118 the distance at which normal activities are disrupted. Alarm responses vary between
119 species, but many involve raising the head and communicating with nearby
120 conspecifics via alarm calls or other signals such as tail flicking among the Rallidae
121 (Woodland *et al.* 1980). Non-cryptic promulgation of alarm may also signal to
122 threatening stimuli that they have been detected (Woodland *et al.* 1980). If AD is
123 evident, it is always greater than or equal to FID (Blumstein *et al.* 2005; Cárdenas *et*
124 *al.* 2005).

125

126 Two other important distances that are often overlooked are: 1) the possible
127 existence of Detection Distance (DD), the distance at which a bird can first detect a
128 stimulus (generally assumed to be visually, though auditory cues could potentially be
129 used to detect loud stimuli such as aircraft, or the sounds of approaching predators in
130 closed habitats) without reacting in other ways, and 2) the Physiological Initiation
131 Distance (PID), the distance at which physiological response (e.g. increased heart rate
132 or corticosteroid secretion) is initiated (Fig. 1). Birds can detect stimuli while not
133 being overtly vigilant and thus DD is greater than or equal to AD (Lima and
134 Bednekoff 1999). The few studies of PID suggest that it is longer than either AD or
135 FID (Nimon *et al.* 1996), at least in ‘non-startle’ responses (see below).

136

137 Starting distance (the distance at which an investigator approach begins; SD),
138 is usually positively related to FID (Blumstein 2003, 2006, 2010), however where FID
139 and DD are very similar or the same, the response of the birds can be considered a

140 'startle' response, defined as an instantaneous flight response upon detection of the
141 stimulus. Startles occur at distances below which FID equals SD. Maximum startle
142 distance can be estimated from the regression of FID and SD as the point where FID
143 equals SD for a given species. DD is currently not measurable, so startles occur when
144 the distance at which an approach begins (Starting Distance; SD) equals or is very
145 similar to FID. Essentially, this represents the presentation of a stimulus to a bird
146 rather than an approach. For species with long FIDs, caution must be exercised in
147 relation to achieving sufficient starting distances during approaches; insufficient
148 starting distance may result in only the least sensitive individuals contributing to the
149 measure of FID.

150

151 **Prominent factors correlated with FID**

152 Life history characteristics influence many aspects of the behaviour of birds, and can
153 be reasonably expected to influence key aspects of decisions in relation to escape
154 behaviour such as flight (Møller and Garamszegi 2012). For example, males and
155 females, old and young individuals, and low and high quality individuals could differ
156 consistently in direction and magnitude of FID. However, studies which examine
157 these attributes in relation to FID are few (but see Thiel *et al.* 2007). FID itself can be
158 considered a life history trait, whereby FID represents the risk an individual is willing
159 to take, which is expected to be influenced by residual reproductive value (the
160 remaining reproductive value for an individual of a particular age, given it's particular
161 condition, quality etc.). Thus, associations between FID and other life history traits
162 represent correlations and do not necessarily imply causation.

163 Body mass, a life history trait, explains most of the variation in FID among
164 species (Blumstein 2006). To highlight the importance body mass, residuals from a

165 regression of FID on body mass (both logged [10]) for species with at least ten FIDs
166 and with adequate mass data are presented in Appendix 1 (no phylogenetic
167 corrections; $F_{1,138} = 131.471$, $P < 0.001$, $R^2 = 0.488$, slope = 0.296; Fig. 2). Higher
168 positive residual values indicate species most sensitive to human approaches while
169 negative values of higher magnitude indicate species least sensitive to human
170 approaches. The Hooded Plover *Thinornis rubricollis* has the highest residual value,
171 and is a species considered to be threatened by human disturbance (Dowling and
172 Weston 1999). The least sensitive species analysed was the Australian Brush Turkey
173 *Alectura lathami* which sometimes inhabits yards and other human-dominated
174 environments (Marchant and Higgins 1993).

175

176 There are several possible reasons for the general finding that FIDs and body
177 sizes are positively correlated between species. First, if larger-bodied species are more
178 at risk from predators due to their higher detectability, they may diminish depredation
179 risk by initiating the flight response earlier (Holmes *et al.* 1993). Second, if larger-
180 bodied species are less agile or aerodynamic than smaller species, they may require
181 more time or space to escape (Fernández-Juricic *et al.* 2002). Third, smaller-bodied
182 species may require more foraging time to fulfill their relatively higher energy
183 requirements and thus may react later to disturbance to maximise foraging time
184 (Bennett and Harvey 1987; Blumstein 2006). Other possibilities include that humans
185 may have discriminately hunted or hunt larger species, or that larger species may
186 exhibit higher longevities (i.e. have, on average, higher residual reproductive values)
187 and so minimise risk associated with perceived threats. A number of parameters
188 correlated with body mass may also be correlated with FID, including sensory organ
189 and brain size and the height of the eye above the substrate; some of these parameters

190 are positively correlated with FID once body mass has been accounted for (Møller and
191 Erritzøe 2010) and others remain to be investigated.

192

193 Larger group sizes are, at least sometimes, associated with longer FIDs;
194 possibly because the flock's response is dependent on the reaction of the most alert ,
195 sensitive or risk-averse constituent of the flock (Cooke 1980; Hilton *et al.* 1999;
196 Fernández-Juricic *et al.* 2002), and because at least some birds may initiate a response
197 when nearby birds respond (Hingee and Magrath 2009). However, the reduction in
198 individual vigilance associated with an increase in group size is a frequently reported
199 relationship, and is generally thought to result from a decrease in predation risk to
200 flock members, or an increase in competition among foraging flock members (Roberts
201 1996; Beauchamp 2001; Randler 2005). Flocking species may be more susceptible to
202 disturbance from humans than species that do not flock, both at the individual and
203 possibly the population levels. More studies are required to determine if a threshold in
204 group size exists above which FIDs do not increase but theory predicts that because
205 the benefits of increasing group size attenuate quickly, studies of animals in relatively
206 small group sizes will be important to describing this function.

207

208 Learning is an oft cited influence on escape behaviour such as FID, but no
209 studies on birds known to us unambiguously describe changes in FID with experience
210 i.e. learning (see below). Learning, if it occurs, could potentially influence FIDs in
211 two directions: 1) facilitation ('sensitisation'), where FIDs increase with increasing
212 exposure to humans; and, 2) habituation where FIDs decrease with increasing
213 exposure to humans. The former is generally suggested to be associated with
214 dangerous, irregular, rapid and unpredictable stimuli such as hunters (Thiel *et al.*

215 2007), and dogs which are most commonly unleashed in many bird habitats (see
216 Williams *et al.* 2009). In contrast, habituation is suggested to result from frequent
217 benign, slow and predictable stimuli like walkers (Weston and Elgar 2007). Both
218 types of learning might potentially occur within a species. Such an explanation might
219 explain examples of behaviour such as the Pacific Black Duck *Anas superciliosa*,
220 which in urban parks, where the species is fed, actually approaches humans closely,
221 while in areas where it is hunted, flushes at many hundreds of metres (Unpubl. Data,
222 but see below). The capacity of learning, if any occurs, on the part of birds to change
223 FIDs is little studied and poorly known (but see Gould *et al.* 2004), but within species
224 variation in FID might at least partly reflect learning .

225

226 Learning has been inferred from the prevalence of humans in particular
227 habitats and the responses of birds in those habitats (i.e. a space – experience
228 substitution). For example, Black Swan *Cygnus atratus* FIDs toward walkers have
229 been measured by many observers at different sites and vary from 149 m in the
230 relatively undisturbed Coorong, SA (Paton *et al.* 2000), to only 3.6 m at the extremely
231 busy Albert Park Lake, Melbourne (Monie 2011). Such variation has been used to
232 infer habituation. However, evidence of this type does not necessarily demonstrate
233 learning, and a number of problems exist when using space-experience substitution
234 studies to infer learning. Firstly, dispersal and site fidelity of the species measured
235 will influence the experience of birds at a site and few such studies document the
236 underlying regimes in the occurrence of stimuli (e.g. density or frequency of humans)
237 which are often assumed (but see Glover *et al.* 2011). Additionally, site comparisons
238 are often confounded with habitat, and many comparisons of these types involve
239 urban and rural or ‘natural’ comparisons (e.g. Cooke 1980). Space – experience

240 substitutions may also be confounded by the possibility of selection for, or biased
241 recruitment of, less responsive birds in more disturbed habitats. Observed patterns
242 may thus reflect selective pressure or differential recruitment, rather than learning *per*
243 *se*. We are unaware of any study that examines the actual experience of free-living
244 individual birds and their response to humans, and we are similarly unaware of any
245 study which discriminates between the potential mechanisms underpinning reported
246 differences in bird responses between birds inhabiting sites experiencing different
247 disturbance regimes. The capacity, if any, for learning on the part of the birds and
248 subsequent adjustment of FIDs thus remains virtually unstudied, poorly known, and is
249 ripe for future study.

250

251 Starting distance (i.e. the distance at which an approach begins; SD) is
252 positively related to FID for most species (Blumstein 2003, 2006). It has been
253 hypothesised that this intriguing finding results from a judgement regarding the value
254 of a 'patch' under increasing risk (i.e. an approaching human; Blumstein 2003, 2006).
255 However, an alternative explanation may be that birds monitor approaches and
256 tolerate them for a certain time (and thus maintain a temporal margin of safety; Dill
257 1990) perhaps a measure of the 'persistence' of the approach. Or, individuals may
258 tolerate approaches to a certain proportion of AD such as is seen in galahs (*Cacatua*
259 *roseicapilla*; Cárdenas *et al.* 2005) and perhaps other species (Gulbransen *et al.* 2006).
260 Alternatively, animals may tolerate approach until a threshold in the perception of the
261 stimulus (e.g. increasing size) is reached (Jordan 2007). Many species of birds do not
262 have a large binocular overlap region frontally and thus may not be able to estimate
263 distance efficiently. Obviously, time and distance are highly correlated during a
264 human approach at a constant speed, which could explain the significant correlation

265 between SD and FID, although distance *per se* may not be used by birds to decide
266 when to respond to stimuli (but see Cárdenas *et al.* 2005). Further research into
267 teasing apart these alternative mechanisms remains to be conducted.

268

269 The factors listed above are those that feature prominently in the literature.
270 Blumstein (2006) suggested after body size, diet and sociality (i.e. whether a species
271 is a co-operative breeder) also explained significant variation in avian FID. However,
272 many other potential correlations with FID remain to be investigated thoroughly. For
273 example, birds with more pointed wings have longer FIDs and fly further when
274 disturbed compared with birds with more rounded wings (Fernández-Juricic *et al.*
275 2006) and ‘personality’ may explain some of the variation of FIDs seen within
276 species. More ‘exploratory’ individual Collared Flycatchers *Ficedula albicollis* tend
277 to have smaller FIDs than less exploratory individuals (Garamszegi *et al.* 2009). Other
278 potential influences on FID include age, sex, site attributes including distance from
279 cover and the presence of barriers to human movement such as fences or canals,
280 weather, clothing colour and others mentioned throughout this review (see, for
281 example, Fruziski 1977; Gutzwiller and Marcum 1993; Gould *et al.* 2004; Thiel *et al.*
282 2007; Fong *et al.* 2009).

283

284 **FID as a management tool: strengths and shortcomings**

285 One of the attractions of documenting FIDs is that they provide a scientific basis for
286 the designation of buffers or separation distances between important habitat and
287 incompatible surrounding land uses, often recreation (Blumstein and Fernández-
288 Juricic 2010). Other approaches to mitigate the impacts of disturbance include altering
289 the behaviour of the stimulus, for example by implementing ‘codes of conduct’,

290 hiding the stimulus (e.g. hides) or by promoting habituation, such as through the use
291 of fences (Ikuta and Blumstein 2003), which make stimuli more predictable and
292 physically separate them from birds so rendering them less threatening (Gates and
293 Gysel 1978). Despite the potential of buffers to restrict any negative effects of
294 disturbance (Davies and Lane 1995), and because of a range of competing factors,
295 FIDs have rarely been used in this way in Australia (Weston *et al.* 2009). Their use
296 has been limited by a number of ecological, scientific and social factors which are
297 discussed below.

298

299 Relatively few studies in Australia have provided measures of FIDs although
300 data on some species with global distributions are available from overseas (e.g.
301 Møller and Erritzøe 2010). Many older studies of FID relied on subjective
302 measurement of distance and so used distance categories (e.g. Woodland *et al.* 1980).
303 However, the availability of cost-effective eye-safe laser range finders, which permit
304 accurate measurements of distances at scales relevant to bird FIDs, means collecting
305 data on FIDs is now comparatively cheap and accurate. Despite this, published data
306 on FIDs of Australian birds are only available for 29.3% of the 866 species of birds
307 that occur in Australia (Table 1). Thus, comparatively few FIDs are readily available
308 to managers. Of the 352 FIDs on Australian birds we located, only 48.6% were
309 published in peer-reviewed literature. The remaining FIDs were published in reports
310 with limited circulation, or reports that are difficult to access (e.g. honours theses or
311 other ‘grey literature’; a finding that is paralleled on other continents). The lack of
312 suitable data on which to make management decisions could be addressed by
313 collecting more FID on more species in more locations and encouraging its
314 publication in a form usable for managers. In the interim, estimates from the

315 widespread, positive relationship between body mass and FID, and the species
316 specific residuals from the relationship (Blumstein 2006), may be used as a first
317 approximation or to identify particularly sensitive species and these estimates can be
318 tested and refined with future study. Clearly, the later approach relies on information
319 regarding the species present at a site, and assumes the site is not already avoided by
320 particularly sensitive species.

321

322 There has been a taxonomic bias in available FIDs for Australian birds. 34.0%
323 (of 377 species) and 45.8% (of 489 species) of passerines and non-passerines
324 respectively have published FIDs. In particular, most research has targeted waterbirds,
325 in particular shorebirds (75.9% of 224 species; Table 1). As a result, there are many
326 groups of birds for which few or no FIDs are available. There has also been a regional
327 bias in studies of the FIDs of Australian birds, with most reported from temperate
328 areas (usually coastal), in eastern Australia (where most of the human population
329 resides; Fig. 3), and a habitat bias, with most FIDs available from wetlands, few from
330 grasslands, and few studies which specify the microhabitat of focal birds such as
331 substrate (e.g. for wetland birds, margin or water) (but see Blumstein 2006).

332

333 The great majority of reported FIDs involve non-breeding birds, although
334 disturbance can reduce reproductive success in some species (Davidson and Rothwell
335 1993) and disturbance has been associated with decline among breeding populations
336 of others (Møller 2008). Breeding birds potentially respond very differently to
337 disturbance compared with non-breeding birds (Glover *et al.* 2011), and few studies
338 report FIDs for dependent or flightless young.

339

340 FIDs are reported in non-standard ways in the scientific literature, and are
341 presented as averages (e.g. Blumstein 2006) sometimes without measures of variation,
342 as 95th percentiles (e.g. Taylor 2006), or as maxima (Glover 2009). Moreover, a
343 central repository for FID data is not available to managers. Given that virtually
344 nothing is known about the thresholds of response frequencies or intensities which
345 can be tolerated by birds, the precautionary principle suggests that an upper limit is
346 required, this could be 95th percentiles (which still assumes thresholds in tolerance), or
347 maxima (if sampling is sufficient), which would be most appropriate for the
348 designation of buffers for conservation purposes. In at least some cases the FIDs
349 evoked by tangential approaches exceed those evoked by direct approaches (e.g. Heil
350 *et al.* 2007; but see Burger *et al.* 2010) suggesting that such effects should be
351 investigated before designating buffers, leading some authors to propose various
352 inflation factors to FIDs (Fernández-Juricic *et al.* 2005; Blumstein and Fernández-
353 Juricic 2010). We believe that it would seem prudent to present full summary
354 statistics and methodological details of all FIDs in publications, to enable managers
355 access and ready interpretation of the data (thus, see Table 2). Additionally, studies of
356 experimentally implemented buffers, derived from FIDs, could inform how FIDs can
357 be used to create effective buffers, and could account for a variety of stimulus types
358 and behaviour, and if studies occur long enough, account for learning on the part of
359 the birds. Studies which examine different methods of calculating buffers in relation
360 to actual FIDs (Fernández-Juricic *et al.* 2005; Glover *et al.* 2011) are both needed and
361 useful.

362

363 FIDs from mixed species flocks are not available either because studies have
364 generally approached only single species flocks (e.g. Paton *et al.* 2000) or because

365 they assume that no species interactions occur and use a focal bird approach
366 (Blumstein *et al.* 2003). However, many species usually or often occur in mixed
367 flocks (e.g. shorebirds, small passerines) and mixed flocks of shorebirds are known to
368 ‘share’ vigilance with other species in flocks (Metcalf 1983). It may be that in mixed
369 flocks the FID is that of the most sensitive individual irrespective of species,
370 especially for closely or highly coordinated flocking species i.e., the ‘sentinel’
371 hypothesis (Metcalf 1983; Paton *et al.* 2000). Alternatively, it is possible that species
372 respond only to the flight of conspecifics. These possibilities can be envisaged as the
373 extremes of a spectrum. Interspecies interactive FIDs remain unstudied and their
374 study may generate novel and practical insights into managing human disturbance at
375 multi-species sites.

376

377 Another limitation of the FID data currently available is the emphasis on a
378 single walker as the stimulus (92.3% of 352 FIDs). FIDs in response to other stimuli
379 including dog walkers, joggers, powerboats, and canoes have only been reported for
380 11 species (some authors discuss the influence of different stimuli without directly
381 reporting the FIDs e.g. Glover *et al.* 2011). Although walkers are a useful standard for
382 comparative studies, FID can vary depending on the stimulus involved. For example,
383 shorebirds have larger FIDs towards dog walkers than walkers without dogs (Paton *et*
384 *al.* 2000; Glover 2009) and cars do not elicit as strong a response as walkers or
385 cyclists among ducks (Pease *et al.* 2005). Larger groups of people may evoke longer
386 FIDs (Geist *et al.* 2005). Aspects of the behaviour of stimuli also influence responses:
387 for example, tangential approaches evoke different responses, sometimes longer FIDs,
388 in comparison with direct ones (Blumstein and Fernández-Juricic 2010; Burger *et al.*
389 2010) and the behaviour of a human can dramatically influence the duration of a

390 response (Weston *et al.* 2011). Due to the strong effect of stimulus type, proper
391 management decisions can only be made if FIDs for the prevailing human activities
392 are available for the appropriate species. The use of FIDs for single walkers would
393 underestimate the required buffer needed to protect birds from dog walkers. More
394 studies of the influence of stimulus type on FID may enable some extrapolation of
395 FIDs across stimulus types, which could be cautiously used by managers until better
396 information becomes available. Indeed, currently it is not known whether birds
397 respond specifically to each stimulus or generalise responses into ‘classes’. Different
398 classes of FID are presumably correlated between individuals or species;
399 understanding such patterns might provide general principles regarding what stimuli
400 are likely to cause greatest disturbance. Ultimately, FID-based buffer zones should be
401 viewed as hypotheses ripe for testing and studied in an adaptive management
402 framework (Blumstein and Fernández-Juricic 2010).

403

404 Different authors have used various protocols to measure FIDs. The standard
405 protocol, which has received the broadest patronage and thus seems logical to
406 promote to future investigators, involves a slow continuous approach toward the
407 target bird and the recording of AD and FID as the bird behaviour changes (Blumstein
408 2003). This would also seem to best mimic the behaviour of most recreationists
409 (except possibly birdwatchers or photographers). Other researchers have opted for
410 stepwise advances toward birds with behavioural observations in between each step to
411 monitor vigilance within flocks (Paton *et al.* 2000). For birds in elevated positions,
412 horizontal and vertical components of FID should be recorded and documented
413 (Møller 2010). SD should be maximised or standardised (see Møller and Garamszegi
414 2012). Standardisation of the FID measuring protocol would enhance compatibility of

415 different datasets and we advocate that the simple method described by Blumstein
416 (2003) should be adopted whenever possible.

417

418 Finally, FIDs may be impractical for planners, policy makers and other
419 stakeholders such as the public, researchers and birdwatchers (see Glover *et al.* 2011).
420 Some species exhibit FIDs of more than 100 m; the maximum FID recorded for any
421 Australian species to date is 196 m for the Eastern Curlew *Numenius*
422 *madagascariensis* (Glover *et al.* 2011); longer FIDs are likely to occur. Although
423 many Australians accept the need for buffers against human disturbance (Glover *et al.*
424 2011), large buffers which exclude humans threaten coexistence, including with
425 birdwatchers who at least occasionally cause disturbance (Clarke 1965; Sekercioglu
426 2002). Additionally, close personal encounters with wildlife such as birds, can be a
427 powerful tool for public education and the recruitment of bird researchers,
428 conservationists and advocates; strict buffers would exclude such experiences.
429 However, FIDs can provide information on managing disturbance in ways other than
430 exclusion zones. For example, constraining the extent of human presence (through
431 formed paths or barriers such as fences or canals), and the promotion of habituation
432 (by encouraging predictable and unthreatening behaviour of the stimuli), remain
433 tantalising management responses to disturbance.

434

435 If response to humans is considered a major issue for bird conservation, then
436 the lack of published FID data, and its limited use in management, seems at odds with
437 the concept of scientific management. The divide between science and its application
438 is hardly new, but it is frustrating and challenging to managers and scientists alike
439 (Australian Biosecurity CRC 2009). The publication of raw FID data often does not

440 fulfil the more theoretical expectations of scientific journals, or aspirations of
441 potential authors. Nevertheless, such data are required if the management of
442 disturbance to birds is to improve. We encourage the development of a common data
443 standard and sharing of these data to enhance the conservation of Australian birds.

444

445 **Acknowledgements**

446 This research was funded by Melbourne Water, a Victoria University Fellowship and
447 a Faculty of Health Engineering and Science Collaborative Research Grant Scheme to
448 P.J. Guay and some work was supported by the M.A. Ingram Trust. We thank Dr
449 W.K. Steele for his support and advice and H.K. Glover (Deakin University). Data
450 were collected under Deakin University Animal Ethics Committee Permit A48/2008,
451 Victoria University Animal Ethics Committee Permit AEETH 02/10, National Parks
452 Permit 10004656, DSE Scientific Permits Nos 10004656 and 10005536, and Western
453 Treatment Plant Study Permit SP 08/02. This review was greatly improved by the
454 comments of K. Buchanan, G.S. Maguire, J. O'Connor, M. Price, P. McDonald and
455 W.K. Steele and two reviewers.

456

457 **References**

- 458 Australian Biosecurity CRC (2009). Knowledge into Practice and Policy. The
459 Science-Policy Interface. (Australian Biosecurity CRC, Brisbane.)
460 Adams, J. L., Camelio, K. W., Orique, M. J., and Blumstein, D. T. (2006). Does
461 information of predators influence general wariness? *Behavioral Ecology and*
462 *Sociobiology* **60**, 742-747.
463 Andersen, D. E., Rongstad, O. J., and Mytton, W. R. (1989). Response of nesting
464 Red-tailed Hawks to helicopter overflights. *Condor* **91**, 296-299.
465 Australian Biosecurity CRC (2009). 'Knowledge into Practice and Policy. The
466 Science-policy Interface.' (Final report by Australian Biosecurity CRC:
467 Brisbane, Australia.)
468 Beauchamp, G. (2001). Should vigilance always decrease with group size? *Behavioral*
469 *Ecology and Sociobiology* **51**, 47-52.
470 Bennett, P. M., and Harvey, P. M. (1987). Active and resting metabolism in birds:
471 allometry, phylogeny and ecology. *Journal of Zoology* **213**, 327-363.

- 472 Blakney, A. H. (2004). Behavioural Responses and Habituation of the Hooded Plover,
473 *Thinornis rubricollis* (Gmelin 1789), to Disturbance Stimuli. Honours Thesis,
474 University of Tasmania, Hobart, Australia.
- 475 Blumstein, D. T. (2003). Flight initiation distance in birds is dependant on intruder
476 starting distance. *Journal of Wildlife Management* **67**, 852-857.
- 477 Blumstein, D. T. (2006). Developing an evolutionary ecology of fear: how life history
478 and natural history traits affect disturbance tolerance in birds. *Animal*
479 *Behaviour* **71**, 389-399.
- 480 Blumstein, D. T. (2010). Flush early and avoid the rush: a general rule of anti-
481 predator behavior? *Behavioural Ecology* **21**, 440-442.
- 482 Blumstein, D. T., Anthony, L. L., Harcourt, R., and Ross, G. (2003). Testing a key
483 assumption of wildlife buffer zones: is flight initiation distance a species-
484 specific trait? *Biological Conservation* **110**, 97-100.
- 485 Blumstein, D. T., and Fernández-Juricic, E. (2010). 'A Primer of Conservation
486 Behavior.' (Sinauer Associates, Inc.: Sunderland, USA.)
- 487 Blumstein, D. T., Fernández-Juricic, E., Zollner, P. A., and Garity, S. C. (2005).
488 Interspecific variation in avian responses to human disturbance. *Journal of*
489 *Applied Ecology* **42**, 943-953.
- 490 Boden, R. W., and Ovington, J. D. (1973). Recreation use-patterns and their
491 implications for management of conservation areas. *Biological Conservation*
492 **5**, 265-270.
- 493 Boyer, J. S., Hass, L. L., Lurie, M. H., and Blumstein, D. T. (2006). Effect of
494 visibility on time allocation and escape decisions in Crimson Rosellas.
495 *Australian Journal of Zoology* **54**, 363-367.
- 496 Buick, A. M., and Paton, D. C. (1989). Impact of off-road vehicles on the nesting
497 success of Hooded Plovers *Charadrius rubricollis* in the Coorong region of
498 South Australia. *Emu* **89**, 159-172.
- 499 Burger, J. (1981). The effect of human activity on birds at a coastal bay. *Biological*
500 *Conservation* **21**, 231-241.
- 501 Burger, J. (1986). The effects of human activity on shorebirds in two coastal bays in
502 northeastern United States. *Environmental Conservation* **13**, 123-130.
- 503 Burger, J. (1998). Effects of motorboats and personalised watercraft on flight
504 behaviour over a colony of Common Terns. *Condor* **100**, 528-534.
- 505 Burger, J., Gochfeld, M., Jenkins, C. D., and Lesser, F. (2010). Effect of approaching
506 boats on nesting Black Skimmers: using response distances to establish
507 protective buffer zones. *Journal of Wildlife Management* **74**, 102-108.
- 508 Burton, N. H. K., Evans, P. R., and Robinson, M. A. (1996). Effects on shorebird
509 numbers of disturbance, the loss of a roost site and its replacement by an
510 artificial island at Hartlepool, Cleveland. *Biological Conservation* **77**, 193-
511 201.
- 512 Cárdenas, Y. L., Shen, B., Zung, L., and Blumstein, D. T. (2005). Evaluating temporal
513 and spatial margins of safety in Galahs. *Animal Behaviour* **70**, 1395-1399.
- 514 Clarke, G. (1965). Disturbance of breeding and resting birds by bird-watchers. *South*
515 *Australian Ornithologist* **24**, 41.
- 516 Cooke, A. S. (1980). Observations on how close certain passerine species will tolerate
517 an approaching human in rural and suburban areas. *Biological Conservation*
518 **18**, 85-88.
- 519 Culik, B., Adelung, D., and Woakes, A. J. (1990). The effect of disturbance on the
520 heart rate and behaviour of Adélie Penguins (*Pygoscelis adeliae*) during the

521 breeding season. In 'Antarctic Ecosystems: Ecological Change and
522 Conservation'. (eds. K. R. Kerry, G. Hempel) pp. 177-182. (Springer-Verlag:
523 Berlin, Germany.)

524 Culik, B., Adelung, D., and Woakes, A. J. (1995). Penguins disturbed by tourists.
525 *Nature* **376**, 301-302.

526 Dandenong Valley Authority (1979). Edithvale Wetlands Buffer Area Analysis.
527 *Dandenong Valley Authority Environmental Report 2*.

528 Davidson, N. C., and Rothwell, P. (1993). 'Disturbance to Waterfowl on Estuaries.'
529 (Wader Study Group: Thetford, U. K.)

530 Davies, P. M., and Lane, J. A. K. (1995). 'Guidelines for design of effective buffers
531 for wetlands on the Swan Coastal Plain ' (Australian Nature Conservation
532 Agency: Canberra, Australia.)

533 Delaney, D. K., Grubb, T. G., Beier, P., Pater, L. L., and Reiser, M. H. (1999). Effects
534 of helicopter noise on Mexican Spotted Owls. *Journal of Wildlife Management*
535 **63**, 60-76.

536 Dill, L. M. (1990). Distance-to-cover and the escape decision of an African cichlid
537 fish, *Melanochromis chipokae*. *Environmental Biology of Fishes* **27**, 147-152.

538 Dowling, B., and Weston, M. A. (1999). Managing the Hooded Plover in a high-use
539 recreational environment. *Bird Conservation International* **9**, 255-270.

540 Dunning, J. B. (2008). 'CRC Handbook of Avian Body Masses. Second Edition.' (CRC
541 Press: New York, USA.)

542 Fernández-Juricic, E., Blumstein, D. T., Abrica, G., Manriquez, L., Adams, L. B.,
543 Adams, R., Daneshard, M., and Rodriguez-Prieto, I. (2006). Effects of body
544 mass, size, and morphology on anti-predator escape and post-escape
545 responses: a comparative study with birds. *Evolutionary Ecology Research* **8**,
546 731-752.

547 Fernández-Juricic, E., Jimenez, M. D., and Lucas, E. (2001). Alert distance as an
548 alternative measure of bird tolerance to human disturbance: Implications for
549 park design. *Environmental Conservation* **28**, 263-269.

550 Fernández-Juricic, E., Jimenez, M. D., and Lucas, E. (2002). Factors affecting intra-
551 and inter-specific variations in the difference between alert distance and flight
552 distances for birds in forested habitats. *Canadian Journal of Zoology* **80**, 1212-
553 1220.

554 Fernández-Juricic, E., Vernier, M. P., Renison, D., and Blumstein, D. T. (2005).
555 Sensitivity of wildlife to spatial patterns of recreationist behavior: A critical
556 assessment of minimum approaching distances and buffer areas for grassland
557 birds. *Biological Conservation* **125**, 225-235.

558 Flather, C. H., and Cordell, H. K. (1995). Outdoor recreation, historical and
559 anticipated trends. In 'Wildlife and Recreationists: Coexistence through
560 Management and Research'. (eds. R. L. Knight, K. J. Gutzwiller) pp. 3-16.
561 (Island Press: Washington DC.)

562 Flemming, S. P., Chiasson, R. D., Smith, P. C., Austin-Smith, P., and Bancroft, R. P.
563 (1988). Piping Plover status in Nova Scotia related to its reproductive and
564 behavioral responses to human disturbance. *Journal of Field Ornithology* **59**,
565 321-330.

566 Fong, T. E., DeLong, T. W., Hogan, S. B., and Blumstein, D. T. (2009). The
567 importance of indirect cues in White-browed Sparrow-weaver (*Plocepasser*
568 *mahali*) risk assessment. *Acta Ethologica* **12**, 79-85.

- 569 Fox, A. D., and Madsen, J. (1997). Behavioural and distributional effects of hunting
570 disturbance on waterbirds in Europe: implications for refuge design. *Journal*
571 *of Applied Ecology* **34**, 1-13.
- 572 Fruziski, B. (1977). Feeding habits of Pink-footed Geese (*Anser fabalis*
573 *brachyrhynchus*) in Denmark during the spring passage in April 1975. *Danish*
574 *Review of Game Biology* **10**, 1-11.
- 575 Gabrielsen, G., Kanwisher, J., and Steen, J. B. (1977). Emotional bradycardia: a
576 telemetry study on incubating Willow Grouse (*Lagopus lagopus*). *Acta*
577 *Physiologica Scandinavica* **100**, 255-257.
- 578 Garamszegi, L. Z., Eens, M., and Török, J. (2009). Behavioural syndromes and
579 trappability in free-living Collared Flycatchers, *Ficedulla albicollis*. *Animal*
580 *Behaviour* **77**, 803-812.
- 581 Gates, J. E., and Gysel, L. W. (1978). Avian nest dispersion and fledging success in
582 field-forest ecotones. *Ecology* **59**, 871-883.
- 583 Geist, C., Liao, J., Libby, S., and Blumstein, D. T. (2005). Does intruder group size
584 and orientation affect flight initiation distance in birds? *Animal Biodiversity*
585 *and Conservation* **28**, 68-73.
- 586 Gill, J. A., Sutherland, W. J., and Watkinson, A. R. (1996). A method to quantify the
587 effects of human disturbance on animal populations. *Journal of Applied*
588 *Ecology* **33**, 786-792.
- 589 Glover, H. K. (2009). Response Distances of Shorebirds to Disturbance: Towards
590 Meaningful Buffers. Honours Thesis, Deakin University, Burwood, Australia.
- 591 Glover, H. K., Weston, M. A., and Maguire, G. S. (2011). Towards ecologically
592 meaningful and socially acceptable buffers: Response distances of shorebirds
593 in Victoria, Australia, to human disturbance. *Landscape and Urban Planning*
594 **103**, 326-334.
- 595 Goss-Custard, J. D., and Verboven, N. (1993). Disturbance and feeding shorebirds on
596 the Exe Estuary. In 'Disturbance to Waterfowl on Estuaries'. (eds. N.
597 Davidson, P. Rothwell) pp. 59-66. (Wader Study Group: Thetford, U. K.)
- 598 Gould, M. L., Green, L., Altenau, B., and Blumstein, D. T. (2004). A study of the
599 species-confidence hypothesis with Spiny-cheeked Honeyeaters
600 (*Acanthagenys rufogularis*). *Emu* **104**, 267-271.
- 601 Gulbransen, D., Segrist, T., Del Castillo, P., and Blumstein, D. T. (2006). The fixed
602 slope rule: An inter-specific study. *Ethology* **112**, 1056-1061.
- 603 Gutzwiller, K. J., and Marcum, H. A. (1993). Avian responses to observer clothing
604 color: Caveats from winter point counts. *Wilson Bulletin* **105**, 628-636.
- 605 Hediger, H. (1934). Zur Biologie und Psychologie der Flucht bei Tieren. *Biologisches*
606 *Zentralblatt* **54**, 21-40.
- 607 Heil, L., Fernández-Juricic, E., Renison, D., Nguyen, V., Cingolani, A. M., and
608 Blumstein, D. T. (2007). Avian responses to tourism in the biogeographically
609 isolated high Córdoba Mountains, Argentina. *Biodiversity and Conservation*
610 **16**, 1009-1026.
- 611 Higgins, P. J. and various authors (1990 - 2006). Handbook of Australian, New
612 Zealand and Antarctic Birds. Volumes 1-7. (Oxford University Press:
613 Melbourne, Australia.)
- 614 Hill, D., Hockin, D., Price, D., Tucker, G., Morris, R., and Treweek, J. (1997). Bird
615 disturbance: improving the quality and utility of disturbance research. *Journal*
616 *of Applied Ecology* **34**, 275-288.

- 617 Hilton, G. M., Cresswell, W., and Ruxton, G. D. (1999). Intraflock variation in the
618 speed of escape-flight response on attack by an avian predator. *Behavioral*
619 *Ecology* **10**, 391-395.
- 620 Hingee, M., and Magrath, R. D. (2009). Flights of fear: a mechanical wing whistle
621 sounds the alarm in a flocking bird. *Proceedings of the Royal Society of*
622 *London Series B-Biological Sciences* **276**, 4173-4179.
- 623 Hockin, D., Ounsted, M., Gorman, M., Hill, D., Keller, V., and Barker, M. A. (1992).
624 Examination of the effects of disturbance on birds with reference to its
625 importance in ecological assessments. *Journal of Environmental Management*
626 **36**, 253-286.
- 627 Holmes, T. L., Knight, R. L., Stegall, L., and Craig, G. R. (1993). Responses of
628 wintering grassland raptors to human disturbance. *Wildlife Society Bulletin* **21**,
629 461-468.
- 630 Ikuta, L. A., and Blumstein, D. T. (2003). Do fences protect birds from human
631 disturbance? *Biological Conservation* **112**, 447-452.
- 632 Jordan, C. (2007). Flight Initiation Distance in Jackdaws (*Corvus monedula*) is
633 Dependent on Predators Approach Speed and Height. Unpubl. Practical
634 Report, University of Bristol, Bristol, UK.
- 635 Kanwisher, J. W., Williams, T. C., Teal, J. M., and Lawson, K. O. (1978).
636 Radiotelemetry of heart rates from free-ranging gulls. *Auk* **95**, 288-293.
- 637 Keller, V. (1989). Variations in the response of Great Crested Grebes *Podiceps*
638 *crystatus* to human disturbance – a sign of adaptation? *Biological*
639 *Conservation* **49**, 31-45.
- 640 Kirby, J. S., Clee, C., and Seager, V. (1993). Impact and extent of recreational
641 disturbance to wader roosts on the Dee estuary: some preliminary results. In
642 'Disturbance to Waterfowl on Estuaries'. (eds. N. Davidson, P. Rothwell) pp.
643 53-66. (Wader Study Group: Thetford, U. K.)
- 644 Kitchen, K., Lill, A., and Price, M. (2010). Tolerance of human disturbance by urban
645 Magpie-larks. *Australian Field Ornithology* **27**, 1-9.
- 646 Kushlan, J. A. (1979). Effects of helicopter census on wading bird colonies. *Journal*
647 *of Wildlife Management* **43**, 756-760.
- 648 Lane, B. (2003). 'Disturbance Distances for Wetland Birds - A Literature Review.'
649 (Unpublished report to the Kingston City Council by Brett Lane and
650 Associates Pty Ltd: Mansfield, Australia.)
- 651 Lima, S. L., and Bednekoff, P. A. (1999). Back to the basics of antipredator vigilance:
652 can nonvigilant animals detect attacks? *Animal Behaviour* **58**, 537-543.
- 653 Marchant, S., and Higgins, P. J. (1993). 'Handbook of Australian, New Zealand and
654 Antarctic Birds. Volume 2. Raptors to Lapwings.' (Oxford University Press:
655 Melbourne, Australia.)
- 656 Metcalfe, N. B. (1983). The effects of mixed-species flocking on the vigilance of
657 shorebirds: Who do they trust? *Animal Behaviour* **32**, 986-993.
- 658 Møller, A. P. (2008). Flight distance and population trends in European breeding
659 birds. *Behavioral Ecology* **19**, 1095-1102.
- 660 Møller, A. P. (2010). Up, up and away: Relative importance of horizontal and vertical
661 escape from predators for survival and senescence. *Journal of Evolutionary*
662 *Biology* **23**, 1689-1698.
- 663 Møller, A. P., and Erritzøe, J. (2010). Flight distance and eye size in birds. *Ethology*
664 **116**, 458-465.

- 665 Møller, A. P., and Garamszegi, L. Z. (2012). Between individual variation in risk-
666 taking behavior and its life history consequences. *Behavioural Ecology*
667 doi:10.1093/beheco/ars040.
- 668 Monie, L. (2011). Factors Affecting Alert Distance and Flight-initiation Distance in
669 Black Swans (*Cygnus atratus*) at Albert Park Lake, Victoria, Australia. Third
670 Year Research Thesis, Victoria University, St-Albans, Australia.
- 671 Nimon, A. J., Schroter, R. C., and Oxenham, R. K. (1996). Artificial eggs: measuring
672 heart rate and effects of disturbance in nesting penguins. *Physiology and*
673 *Behavior* **60**, 1019-1022.
- 674 Nimon, A. J., Schroter, R. C., and Stonehouse, B. (1995). Heart rate of disturbed
675 penguins. *Nature* **374**.
- 676 Page, G. W., Stenzel, L. E., Winkler, D. W., and Swarth, C. W. (1983). Spacing out at
677 Mono Lake: breeding success, nest density, and predation in the Snowy
678 Plover. *Auk* **100**, 13-24.
- 679 Paton, D. C., Ziembicki, M., Owen, P., and Heddle, C. (2000). Disturbance Distances
680 for Water Birds and the Management of Human Recreation with Special
681 Reference to the Coorong Region of South Australia. (University of Adelaide:
682 Adelaide, Australia.)
- 683 Pease, M. L., Rose, R. K., and Butler, M. J. (2005). Effects of human disturbances on
684 the behavior of wintering ducks. *Wildlife Society Bulletin* **33**, 103-112.
- 685 Price, M. (2003). Tolerance of a Human Observer by Four Ground-foraging Bird
686 Species in Urban and Rural Areas. Honours Thesis, Monash University,
687 Clayton, Australia.
- 688 Price, M. (2008). The impact of human disturbance on birds: a selective review. In
689 'Too Close for Comfort: Contentious Issues in Human-Wildlife Encounters'.
690 (eds. D. Lunney, A. Munn, W. Meikle) pp. 163-196. (Royal Zoological
691 Society of New South Wales: Mosman, Australia.)
- 692 Randler, C. (2005). Coots *Fulica atra* reduce their vigilance under increased
693 competition. *Behavioural Processes* **68**, 173-178.
- 694 Regel, J., and Pütz, K. (1997). Effect of human disturbance on body temperature and
695 energy expenditure in penguins. *Polar Biology* **18**, 246-253.
- 696 Roberts, G. (1996). Why individual vigilance declines as group size increases. *Animal*
697 *Behaviour* **51**, 1077-1086.
- 698 Rodgers, J. A., and Smith, H. T. (1995). Set-back distances to protect nesting bird
699 colonies from human disturbance in Florida. *Conservation Biology* **9**, 89-99.
- 700 Sekercioglu, C. H. (2002). Impacts of birdwatching on human and avian communities.
701 *Environmental Conservation* **29**, 282-289.
- 702 Stalmaster, M. V., and Newman, J. R. (1978). Behavioural responses of wintering
703 Bald Eagles to human activity. *Journal of Wildlife Management* **42**, 506-513.
- 704 Stankowich, T., and Blumstein, D. T. (2005). Fear in animals: A meta-analysis and
705 review of risk assessment. *Proceedings of the Royal Society of London Series*
706 *B-Biological Sciences* **272**, 2627-2634.
- 707 Taylor, I. R. (2006). Managing visitor disturbance of waterbirds on Australian inland
708 wetlands. In 'Wetlands of the Murrumbidgee River Catchment: Practical
709 Management in an Altered Environment'. (eds. I. R. Taylor, P. A. Murray, S.
710 G. Taylor) pp. 150-157. (Fivebough and Tuckerbil Wetlands Trust: Leeton,
711 Australia.)

712 Thiel, D., Ménoni, E., Brenot, J.-F., and Jenni, L. (2007). Effects of recreation and
713 hunting on flushing distance of Capercaillie. *Journal of Wildlife Management*
714 **71**, 1784-1792.

715 Van Der Zande, A. N., and Verstrael, T. J. (1985). Impacts of outdoor recreation upon
716 nest-site choice and breeding success of the Kestrel. *Ardea* **73**, 90-99.

717 Vos, D. K., Ryder, R. A., and Graul, W. D. (1985). Response of breeding Great Blue
718 Herons to human disturbance in Northcentral Colorado. *Colonial Waterbirds*
719 **8**, 13-22.

720 Walker, B. G., Boersma, P. D., and Wingfield, J. C. (2006). Habituation of adult
721 Magellanic Penguins to human visitation as expressed through behavior and
722 corticosterone secretion. *Conservation Biology* **20**, 146-154.

723 Ward, D. H., Stehn, R. A., and Derksen, D. V. (1994). Response of staging Brant to
724 disturbance at the Izembek Lagoon, Alaska. *Wildlife Society Bulletin* **22**, 220-
725 228.

726 Watson, A. (1988). Dotterel *Charadrius morinellus* numbers in relation to human
727 impact in Scotland. *Biological Conservation* **43**, 245-256.

728 Weimerskirch, H., Shaffer, S. A., Mabile, G., Martin, J., Boutard, O., and Rouanet, J.
729 L. (2002). Heart rate and energy expenditure of incubating Wandering
730 Albatrosses: Basal levels, natural variation, and the effects of human
731 disturbance. *Journal of Experimental Biology* **205**, 475-483.

732 Weston, M. A., Antos, M. J., and Glover, H. K. (2009). Birds, buffers and bicycles: a
733 review and case study of wetland buffers. *Victorian Naturalist* **126**, 79-86.

734 Weston, M. A., Ehmke, G., and Maguire, G. S. (2011). Nest return times in response
735 to static versus mobile human disturbance. *Journal of Wildlife Management*
736 **75**, 252-255.

737 Weston, M. A., and Elgar, M. A. (2005). Disturbance to brood-rearing Hooded Plover
738 *Thinornis rubricollis*: responses and consequences. *Bird Conservation*
739 *International* **15**, 193-209.

740 Weston, M. A., and Elgar, M. A. (2007). Responses of incubating Hooded Plovers
741 (*Thinornis rubricollis*) to disturbance. *Journal of Coastal Research* **23**, 569-
742 576.

743 Williams, K. J., Weston, M. A., Henry, S., and Maguire, G. S. (2009). Birds and
744 beaches, dogs and leashes: Dog owner's sense of obligation to leash dogs on
745 beaches in Victoria, Australia. *Human Dimension of Wildlife* **14**, 89-101.

746 Wilson, R. P., Culik, B., Danfeld, R., and Adelung, D. (1991). People in Antarctica –
747 how much do Adélie Penguins *Pygoscelis adeliae* care? *Polar Biology* **11**,
748 363-370.

749 Woodland, D. J., Jaafar, Z., and KnightSource, M.-L. (1980). "Pursuit deterrent"
750 function of alarm signals. *The American Naturalist* **115**, 748-753.

751 Yalden, D. W., and Yalden, P. E. (1989). The sensitivity of breeding Golden Plovers
752 *Pluvialis apricaria* to human intruders. *Bird Study* **36**, 49-55.

753 Ydenberg, R. C., and Dill, L. M. (1986). The economics of fleeing from predators.
754 *Advances in the Study of Behavior* **16**, 229-249.

755
756
757

758 Table 1. Number and percentage of species in different taxonomic groups for which
 759 FID of Australian birds have been reported (Paton *et al.* 2000; Blumstein *et al.* 2003;
 760 Price 2003; Blakney 2004; Blumstein 2006; Taylor 2006; Kitchen *et al.* 2010; Glover
 761 *et al.* 2011; Monie 2011). Blanks indicate no FIDs have been located.

Order (family)	Stimulus				Percentage of species in group
	Walker	Dog	Boat	Canoe	
Casuariiformes					25.0
Casuariidae	1				25.0
Galliformes					30.8
Megapodiidae	2				66.7
Phasianidae	2				25.0
Anseriformes					35.7
Anatidae	10	1	2	1	37.0
Podicipediformes					50.0
Podicipedidae	2				50.0
Columbiformes					32.4
Columbidae	11				32.4
Caprimulgiformes					25.0
Podargidae	1				33.3
Eurostopodidae	1				50.0
Phalacrocoraciformes					29.4
Anhingidae	1				100.0
Phalacrocoracidae	4				57.1
Ciconiiformes					58.6
Pelecanidae	1				100.0
Ardeidae	11				50.0
Threskiornithidae	5		1	1	100.0
Accipitriformes					28.6
Accipitridae	6				28.6
Falconiformes					33.3
Falconidae	2				33.3
Gruiformes					25.0
Rallidae	6				28.6
Charadriiformes					33.6
Burhinidae	1				50.0
Haematopodidae	2				66.7
Recurvirostridae	3	2	3	3	100.0
Charadriidae	10				52.6

Scolopacidae	17	3	5	5	38.6
Turnicidae	1				14.3
Laridae	7				21.9
Psittaciformes					28.6
Cacatuidae	7				50.0
Psittacidae	9				22.0
Cuculiformes					31.3
Cuculidae	5				31.25
Coraciiformes					50.0
Alcedinidae	1				33.3
Halcyonidae	4				44.4
Meropidae	1				100.0
Coraciidae	1				100.0
Passeriformes					31.6
Menuridae	1				50.0
Climacteridae	3				50.0
Ptilonorhynchidae	4				40.0
Maluridae	3				13.6
Acanthizidae	16				38.1
Pardalotidae	1				25.0
Meliphagidae	24				32.4
Pomatostomidae	2				50.0
Orthonychidae	2				100.0
Eupetidae	1				12.5
Campephagidae	3				37.5
Pachycephalidae	5				35.7
Oriolidae	2				66.7
Artamidae	7				50.0
Dicruridae	1				100.0
Rhipiduridae	3				42.9
Corvidae	2				28.6
Monarchidae	5				35.7
Corcoracidae	2				100.0
Paradisaeidae	1				25.0
Petroicidae	5				22.7
Cisticolidae	1				50.0
Acrocephalidae	1				50.0
Megaluridae	2				40.0
Timaliidae	1				14.3
Hirundinidae	2				28.6
Pycnonotidae	1				100.0
Turdidae	3				60.0
Sturnidae	2				28.6

Nectariniidae	1	33.3
Estrildidae	5	23.8
Passeridae	2	100.0
Motacillidae	2	25.0
Fringillidae	3	75.0

762

763



764 Table 2. Recommended fields for documenting Flight Initiation Distance data,
 765 assuming basic methods are fully documented.

Aspect	Fields
Stimulus	Stimulus type (e.g. walker) and number of stimuli per approach Clothing colour Speed of approach Relative angle of approach (direct or tangential) Distance at which approach ceased (if required)
Response	SD (m) AD (m) if evident FID (m) if evident Type of escape (e.g. run, hide, swim, dive) Relative direction of escape Distance at which escape behaviour ceases
Context	Flock size and composition (e.g. number of conspecifics within 10 and 50 m) Age Sex Life history stage (e.g. non-breeding) Barriers (e.g. fences, channels) Height (m) if perched Starting behaviour Substrate Weather particularly wind speed and direction

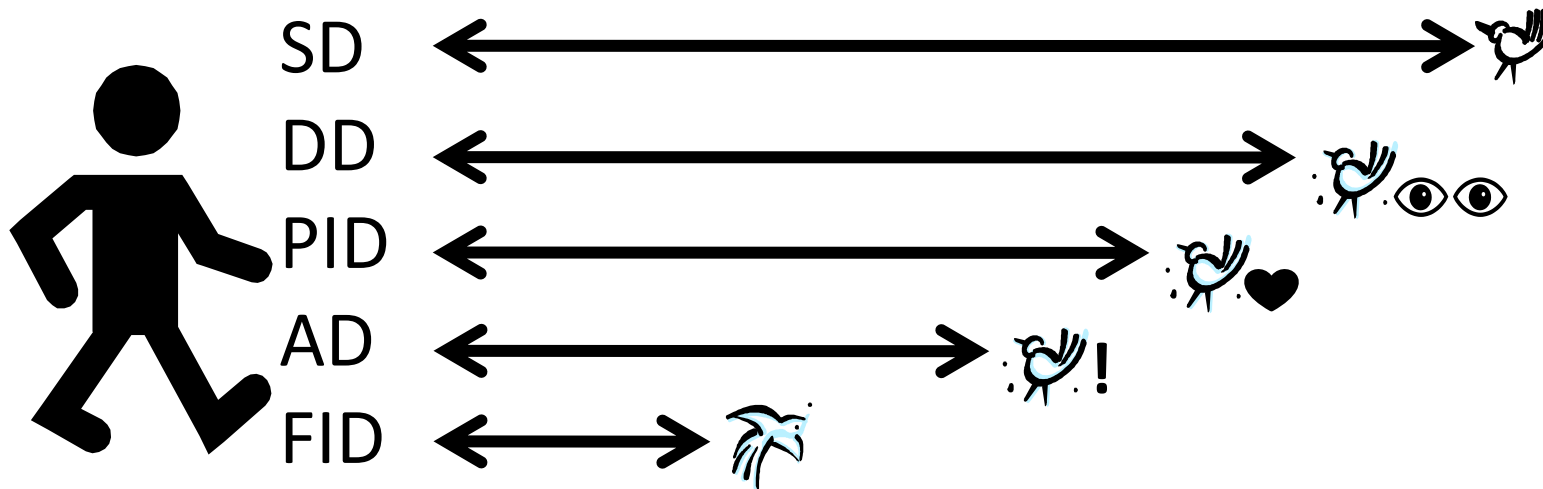
Date, location (including tenure and indices of human presence),
species/subspecies being approached

766

767 Figure 1. Visual representation of the Detection Distance (DD; ) , Physiological Initiation Distance (PID; ) , Alarm

768 Initiation Distance (AD; ) and Flight Initiation Distance (FID; ) . Presented to illustrate a conceptual framework; distances are
769 not to scale.

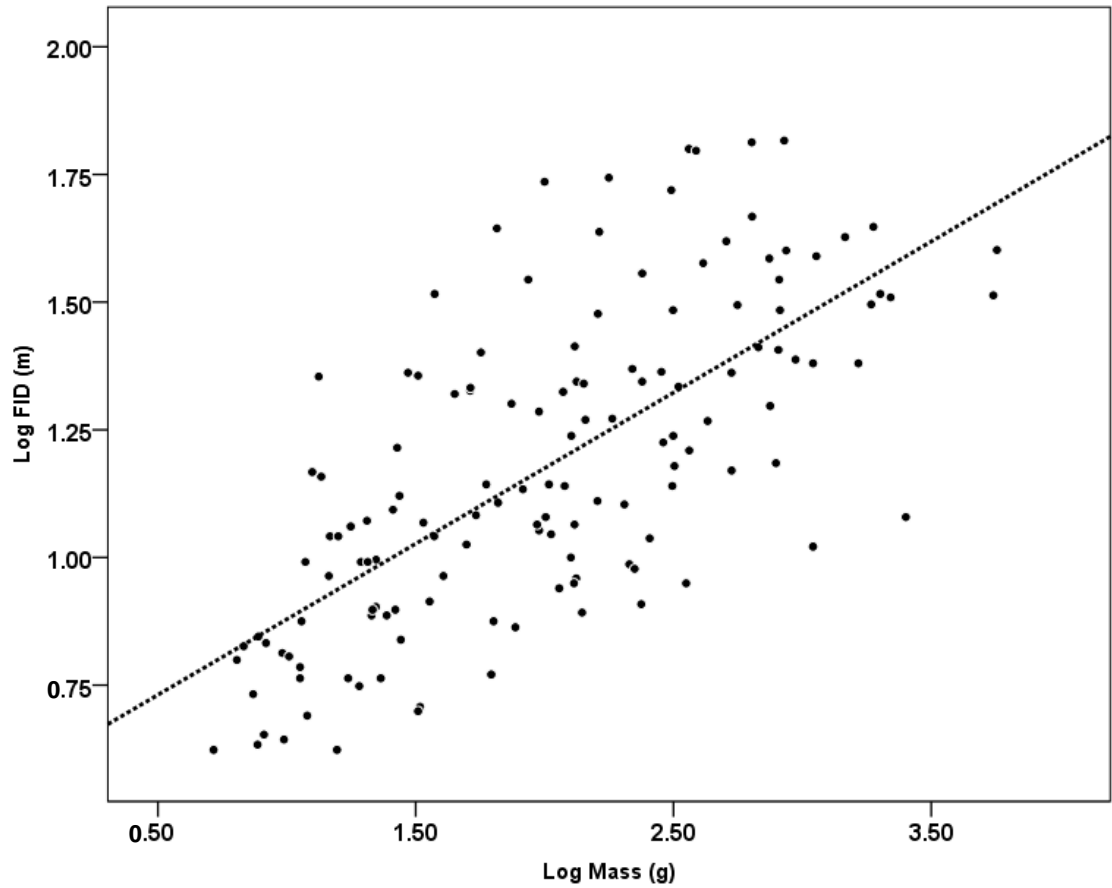
770



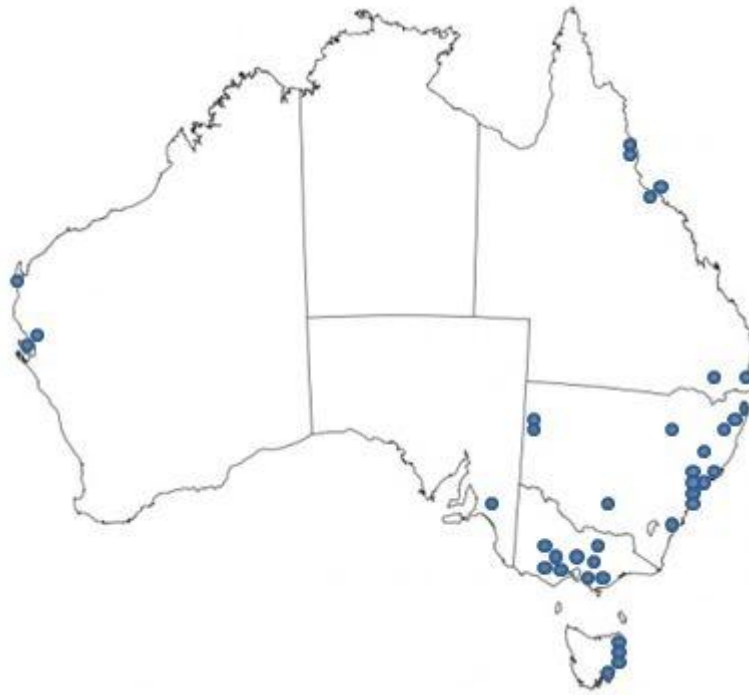
771

772 Figure 2. Linear regression of mean FIDs (from Appendix 1, where $n \geq 10$), on mean
773 body mass (g; averaged across sexes and Australian masses only; Dunning 2008
774 supplemented with Higgins *et al.* 1990-2006). Residual values and ranks are presented
775 in Appendix 1.

776
777
778
779



780



781

782

Figure 2. Locations in Australia where substantial numbers of FIDs have been

783

reported (Paton *et al.* 2000; Blumstein *et al.* 2003; Price 2003; Blakney 2004; Gould

784

et al. 2004; Cárdenas *et al.* 2005; Adams *et al.* 2006; Boyer *et al.* 2006; Taylor 2006;

785

Kitchen *et al.* 2010; Monie 2011). Many FIDs are not associated with locations that

786

could be mapped, and incidental collections of small numbers of FIDs have been

787

omitted.

788

789
790
791
792
793
794
795
796
797
798

Appendix 1. Available Flight Initiation Distances for birds in Australia (including introduced species) from published sources plus a partly unpublished database provided by DTB. Each row represents the FIDs reported by separate studies or in relation to treatment variables used in studies e.g., different habitats (thus, some taxa are in multiple rows). Only cited figures are presented, data have not been estimated from graphical presentation of results in source documents. Sources were: 1) Blumstein (2006); 2) Monie (2011); 3) Paton *et al.* (2000); 4) Taylor (2006); 5) Glover *et al.* (2011); 6) Blakney (2004); 7) Price (2003); 8) Kitchen *et al.* (2010); 9) Blumstein *et al.* (2003); 10) D. T. Blumstein Unpubl. Data; 11) Dandenong Valley Authority (1979). Residual values (and ranks, where 1 is the highest positive residual value) are also presented (see Fig. 2 and text), with highly positive values indicating FIDs substantially above that predicted by body mass, highly negative values indicating FIDs substantially below that predicted by body mass.

Family	Common name	Scientific name	Mean	St. Dev.	n	95 th percentile	Residual (rank)	Source
Casuariidae	Emu	<i>Dromaius novaehollandiae</i>	58.7	36.2	6	118.1		10
Megapodiidae	Australian Brush Turkey	<i>Alectura lathami</i>	12.0	13.0	11	33.4	-0.51 (140)	1
Megapodiidae	Orange-footed Scrubfowl	<i>Megapodius reinwardt</i>	25.9	8.8	4	40.4		10
Phasianidae	Stubble Quail	<i>Coturnix pectoralis</i>	1.9	0.5	2	2.8		10
Phasianidae	Brown Quail	<i>Coturnix ypsilophora</i>	5.5	4.7	5	13.1		10
Anatidae	Musk Duck	<i>Biziura lobata</i>	18.9	1.5	2	21.4		10
Anatidae	Black Swan	<i>Cygnus atratus</i>	50.4	35.8	19	109.3		1
Anatidae	Black Swan	<i>Cygnus atratus</i>	3.6	3.8	92	9.9	-0.09 (89)	2
Anatidae	Black Swan [^]	<i>Cygnus atratus</i>	149.0	0.0	1	149.0		3
Anatidae	Black Swan ^{^2}	<i>Cygnus atratus</i>	113.0	0.0	1	113.0		3
Anatidae	Black Swan	<i>Cygnus atratus</i>	n/a	n/a	90	159		4
Anatidae	Black Swan	<i>Cygnus atratus</i>	40.0		n/a			11
Anatidae	Black Swan ¹	<i>Cygnus atratus</i>	53.0		n/a			11
Anatidae	Australian Shelduck [^]	<i>Tadorna tadornoides</i>	145.0	0.0	1	145.0		3
Anatidae	Australian Shelduck	<i>Tadorna tadornoides</i>	n/a	n/a	35	270		4
Anatidae	Australian Wood Duck	<i>Chenonetta jubata</i>	25.5	24.9	44	66.5	-0.04 (74)	1
Anatidae	Australasian Shoveler	<i>Anas rhynchotis</i>	19.2	0.0	1	19.2		10
Anatidae	Grey Teal	<i>Anas gracilis</i>	41.6	22.8	23	79.1	0.24 (24)	1

Family	Common name	Scientific name	Mean	St. Dev.	n	95 th percentile	Residual (rank)	Source
Anatidae	Grey Teal [^]	<i>Anas gracilis</i>	106.9	10.1	2	123.5		3
Anatidae	Grey Teal ^{^2}	<i>Anas gracilis</i>	59.0	8.5	2	73.0		3
Anatidae	Grey Teal ^{^3}	<i>Anas gracilis</i>	49.5		1			3
Anatidae	Grey Teal	<i>Anas gracilis</i>	n/a	n/a	72	330		4
Anatidae	Chestnut Teal	<i>Anas castanea</i>	46.5	21.4	55	81.7	0.25 (18)	1
Anatidae	Chestnut Teal	<i>Anas castanea</i>	n/a	n/a	20	260		4
Anatidae	Northern Mallard	<i>Anas platyrhynchos</i>	12.8	5.0	3	21.1		10
Anatidae	Pacific Black Duck	<i>Anas superciliosa</i>	38.9	29.0	50	86.6	0.1 (41)	1
Anatidae	Pacific Black Duck	<i>Anas superciliosa</i>	n/a	n/a	28	205		4
Anatidae	Hardhead	<i>Aythya australis</i>	37.1	20.9	9	71.5		10
Podicipedidae	Australasian Grebe	<i>Tachybaptus novaehollandiae</i>	23.4	14.1	19	46.6	0.09 (46)	1
Podicipedidae	Hoary-headed Grebe	<i>Poliiocephalus poliocephalus</i>	23.8	7.3	4	35.8		10
Columbidae	White-headed Pigeon	<i>Columba leucomela</i>	26.0	34.5	2	82.7		10
Columbidae	Spotted Dove	<i>Streptopelia chinensis</i>	12.9	9.0	52	27.7	-0.13 (100)	1
Columbidae	Brown Cuckoo-dove	<i>Macropygia amboinensis</i>	8.1	4.8	11	16.0	-0.38 (137)	1
Columbidae	Emerald Dove	<i>Chalcophaps indica</i>	14.2	8.8	2	28.7		10
Columbidae	Common Bronzewing	<i>Phaps chalcoptera</i>	21.6	9.1	21	36.6	0.01 (61)	10
Columbidae	Crested Pigeon	<i>Ocyphaps lophotes</i>	12.7	9.2	31	27.8	-0.16 (109)	1
Columbidae	Peaceful Dove	<i>Geopelia striata</i>	12.1	7.8	27	24.9	-0.01 (67)	10
Columbidae	Bar-shouldered Dove	<i>Geopelia humeralis</i>	22.1	14.8	93	46.4	0.13 (32)	1
Columbidae	Wonga Pigeon	<i>Leucosarcia picata</i>	18.5	10.9	22	36.4	-0.09 (90)	1
Columbidae	Pied Imperial-pigeon	<i>Ducula bicolor</i>	21.5	11.3	4	40.1		10
Columbidae	Topknot Pigeon	<i>Lopholaimus antarcticus</i>	15.0	7.2	6	26.7		10
Podargidae	Tawny Frogmouth	<i>Podargus strigoides</i>	6.2	4.4	2	13.3		10
Eurostopodidae	Spotted Nightjar	<i>Eurostopodus argus</i>	10.8	0.0	1	10.8		10
Anhingidae	Australasian Darter	<i>Anhinga novaehollandiae</i>	24.0	14.9	20	48.5	-0.15 (108)	1
Phalacrocoracidae	Little Pied Cormorant	<i>Microcarbo melanoleucos</i>	19.8	14.3	58	43.3	-0.14 (105)	1
Phalacrocoracidae	Great Cormorant	<i>Phalacrocorax carbo</i>	32.3	20.6	34	66.2	-0.06 (81)	1
Phalacrocoracidae	Little Black Cormorant	<i>Phalacrocorax sulcirostris</i>	24	15.3	38	49.2	-0.1 (94)	1
Phalacrocoracidae	Pied Cormorant	<i>Phalacrocorax varius</i>	31.3	18.0	25	60.9	-0.05 (77)	1

Family	Common name	Scientific name	Mean	St. Dev.	n	95 th percentile	Residual (rank)	Source
Pelecanidae	Australian Pelican	<i>Pelecanus conspicillatus</i>	32.6	25.4	39	74.4	-0.18 (112)	1
Ardeidae	Australasian Bittern	<i>Botaurus poiciloptilus</i>	10.0	0.0	1	10.0		10
Ardeidae	Australian Little Bittern	<i>Ixobrychus dubius</i>	12.9	4.5	4	20.2		10
Ardeidae	White-necked Heron	<i>Ardea pacifica</i>	n/a	n/a	26	170		4
Ardeidae	White-necked Heron	<i>Ardea pacifica</i>	45.3	36.9	2	106.0		10
Ardeidae	Eastern Great Egret	<i>Ardea modesta</i>	39.9	24.8	79	80.7	0.15 (31)	1
Ardeidae	Eastern Great Egret	<i>Ardea modesta</i>	n/a	n/a	31	155.0		4
Ardeidae	Intermediate Egret	<i>Ardea intermedia</i>	n/a	n/a	27	210.0		4
Ardeidae	Intermediate Egret	<i>Ardea intermedia</i>	42.7	36.9	4	103.4		10
Ardeidae	Cattle Egret	<i>Ardea ibis</i>	63.1	46.8	11	140.1	0.46 (5)	10
Ardeidae	Striated Heron	<i>Butorides striata</i>	31.7	18.9	8	62.83		10
Ardeidae	White-faced Heron	<i>Egretta novaehollandiae</i>	31.2	20.1	33	64.3	0.1 (44)	1
Ardeidae	White-faced Heron	<i>Egretta novaehollandiae</i>	n/a	n/a	25	215		4
Ardeidae	Little Egret	<i>Egretta garzetta</i>	52.4	23.0	10	90.2	0.4 (10)	1
Ardeidae	Eastern Reef Egret	<i>Egretta sacra</i>	31.1	13.6	2	53.5		10
Ardeidae	Nankeen Night-heron	<i>Nycticorax caledonicus</i>	16.6	5.8	4	26.1		10
Threskiornithidae	Glossy Ibis	<i>Plegadis falcinellus</i>	n/a	n/a	35	195		4
Threskiornithidae	Glossy Ibis	<i>Plegadis falcinellus</i>	83.1	0.0	1	83.1		10
Threskiornithidae	Australian White Ibis	<i>Threskiornis molucca</i>	32.8	20.4	48	66.4	-0.04 (76)	1
Threskiornithidae	Australian White Ibis [^]	<i>Threskiornis molucca</i>	80.8	2.5	2	84.9		3
Threskiornithidae	Australian White Ibis ^{^2}	<i>Threskiornis molucca</i>	62.2	26.2	3	105.3		3
Threskiornithidae	Australian White Ibis ^{^3}	<i>Threskiornis molucca</i>	58.3	37.8	2	120.5		3
Threskiornithidae	Australian White Ibis	<i>Threskiornis molucca</i>	n/a	n/a	20	130.0		4
Threskiornithidae	Straw-necked Ibis	<i>Threskiornis spinicollis</i>	42.4	25.2	10	83.9	0.11 (39)	1
Threskiornithidae	Straw-necked Ibis	<i>Threskiornis spinicollis</i>	n/a	n/a	15	135.0		4
Threskiornithidae	Royal Spoonbill	<i>Platalea regia</i>	44.4	24.9	24	85.4	0.1 (45)	1
Threskiornithidae	Royal Spoonbill	<i>Platalea regia</i>	n/a	n/a	25	70.0		4
Threskiornithidae	Yellow-billed Spoonbill	<i>Platalea flavipes</i>	n/a	n/a	24	80.0		4
Threskiornithidae	Yellow-billed Spoonbill	<i>Platalea flavipes</i>	51.0	41.5	4	119.2		10
Accipitridae	Black-shouldered Kite	<i>Elanus axillaris</i>	23.1	14.9	10	47.6	0.05 (50)	1

Family	Common name	Scientific name	Mean	St. Dev.	n	95 th percentile	Residual (rank)	Source
Accipitridae	Pacific Baza	<i>Aviceda subcristata</i>	18.0	0.0	1	18.0		10
Accipitridae	Whistling Kite	<i>Haliastur sphenurus</i>	28.2	12.3	3	48.5		10
Accipitridae	Black Kite	<i>Milvus migrans</i>	57.0	0.0	1	57.0		10
Accipitridae	Grey Goshawk	<i>Accipiter novaehollandiae</i>	24.6	0.0	1	24.6		10
Accipitridae	Spotted Harrier	<i>Circus assimilis</i>	22.0	0.0	1	22.0		10
Falconidae	Nankeen Kestrel	<i>Falco cenchroides</i>	43.4	44.1	14	116.0	0.4 (9)	10
Falconidae	Brown Falcon	<i>Falco berigora</i>	34.1	28.1	2	80.3		10
Rallidae	Purple Swamphen	<i>Porphyrio porphyrio</i>	34.5	21.8	68	70.4	0.4 (8)	1
Rallidae	Purple Swamphen	<i>Porphyrio porphyrio</i>	65.0	0.0	n/a	65.0		11
Rallidae	Lewin's Rail	<i>Lewinia pectoralis</i>	4.3	0.0	1	4.3		10
Rallidae	Buff-banded Rail	<i>Gallirallus philippensis</i>	8.0	0.0	1	8.0		10
Rallidae	Baillon's Crane	<i>Porzana pusilla</i>	8.2	4.6	3	15.8		10
Rallidae	Dusky Moorhen	<i>Gallinula tenebrosa</i>	14.8	10.7	37	32.4	-0.22 (120)	1
Rallidae	Eurasian Coot	<i>Fulica atra</i>	19.2	15.8	10	45.2	-0.03 (73)	1
Rallidae	Eurasian Coot	<i>Fulica atra</i>	23.0	0.0	n/a	23.0		11
Burhinidae	Bush Stone-curlew	<i>Burhinus grallarius</i>	25.9	20.7	13	59.9	-0.01 (64)	1
Haematopodidae	Australian Pied Oystercatcher	<i>Haematopus longirostris</i>	38.5	18	23	68.1	0.15 (30)	1
Haematopodidae	Australian Pied Oystercatcher^	<i>Haematopus longirostris</i>	82.5	64.4	2	188.4		3
Haematopodidae	Australian Pied Oystercatcher	<i>Haematopus longirostris</i>	41.5	16.2	21	68.1		5
Haematopodidae	Sooty Oystercatcher	<i>Haematopus fuliginosus</i>	30.5	15.8	59	56.5	0.04 (52)	1
Haematopodidae	Sooty Oystercatcher	<i>Haematopus fuliginosus</i>	64.3	43.1	14	135.1		5
Recurvirostridae	Black-winged Stilt	<i>Himantopus himantopus</i>	38.3	21.1	63	73	0.24 (21)	1
Recurvirostridae	Black-winged Stilt^	<i>Himantopus himantopus</i>	39.3	22.9	3	77		3
Recurvirostridae	Black-winged Stilt ¹	<i>Himantopus himantopus</i>	43.5	15.0	2	68.0		3
Recurvirostridae	Black-winged Stilt ²	<i>Himantopus himantopus</i>	33.5	2.1	2	37.0		3
Recurvirostridae	Black-winged Stilt ³	<i>Himantopus himantopus</i>	35.8	14.5	2	59.7		3
Recurvirostridae	Black-winged Stilt	<i>Himantopus himantopus</i>	n/a	n/a	42	80		4
Recurvirostridae	Black-winged Stilt	<i>Himantopus himantopus</i>	38.0	16.7	20	65.4		5
Recurvirostridae	Black-winged Stilt	<i>Himantopus himantopus</i>	30.0	0.0	n/a	30.0		11
Recurvirostridae	Red-necked Avocet^	<i>Recurvirostra novaehollandiae</i>	60.4	7.8	3	73.2		3

Family	Common name	Scientific name	Mean	St. Dev.	n	95 th percentile	Residual (rank)	Source
Recurvirostridae	Red-necked Avocet ²	<i>Recurvirostra novaehollandiae</i>	57.0	0.0	1	57.0		3
Recurvirostridae	Red-necked Avocet ³	<i>Recurvirostra novaehollandiae</i>	43.0	0.0	1	43.0		3
Recurvirostridae	Red-necked Avocet	<i>Recurvirostra novaehollandiae</i>	n/a	n/a	20.0	110.0		4
Recurvirostridae	Red-necked Avocet	<i>Recurvirostra novaehollandiae</i>	73.0	39.2	5	137.4		5
Recurvirostridae	Banded Stilt [^]	<i>Cladorhynchus leucocephalus</i>	32.8	23.7	8	71.8		3
Recurvirostridae	Banded Stilt ¹	<i>Cladorhynchus leucocephalus</i>	40.2	11.0	2	58.3		3
Recurvirostridae	Banded Stilt ²	<i>Cladorhynchus leucocephalus</i>	28.8	8.1	4	42.1		3
Recurvirostridae	Banded Stilt ³	<i>Cladorhynchus leucocephalus</i>	24.7	7.7	5	37.4		3
Charadriidae	Pacific Golden Plover	<i>Pluvialis fulva</i>	21.9	12.1	21	41.8	0.12 (34)	1
Charadriidae	Pacific Golden Plover	<i>Pluvialis fulva</i>	49.3	10.1	3	65.9		5
Charadriidae	Grey Plover	<i>Pluvialis squatarola</i>	36.0	18.7	41	66.8	0.27 (16)	1
Charadriidae	Grey Plover	<i>Pluvialis squatarola</i>	44.0	0.0	1	44.0		5
Charadriidae	Red-capped Plover	<i>Charadrius ruficapillus</i>	22.0	7.7	16	34.7		1
Charadriidae	Red-capped Plover	<i>Charadrius ruficapillus</i>	n/a	n/a	18	45.0		4
Charadriidae	Red-capped Plover	<i>Charadrius ruficapillus</i>	32.8	15.4	20	58.1	0.47 (4)	5
Charadriidae	Double-banded Plover	<i>Charadrius bicinctus</i>	32.1	7.5	7	44.5		5
Charadriidae	Double-banded plover	<i>Charadrius bicinctus</i>	13.9	6.1	10	23.8	0.04 (54)	10
Charadriidae	Lesser Sand Plover	<i>Charadrius mongolus</i>	16.7	7.7	7	29.4		10
Charadriidae	Black-fronted Dotterel	<i>Elsyornis melanops</i>	22.7	9.3	46	37.9	0.33 (14)	1
Charadriidae	Black-fronted Dotterel	<i>Elsyornis melanops</i>	23.9	8.2	17	37.3		5
Charadriidae	Hooded Plover	<i>Thinornis rubricollis</i>	54.4	35.4	30	112.7	0.56 (1)	6
Charadriidae	Hooded Plover	<i>Thinornis rubricollis</i>	41.1	17.1	8	69.3		5
Charadriidae	Hooded Plover	<i>Thinornis rubricollis</i>	26.3	3.3	4	31.6		10
Charadriidae	Red-kneed Dotterel	<i>Erythronyx cinctus</i>	n/a	n/a	22	40.0		4
Charadriidae	Red-kneed Dotterel	<i>Erythronyx cinctus</i>	21.2	6.2	10	31.3	0.24 (23)	5
Charadriidae	Red-kneed dotterel	<i>Erythronyx cinctus</i>	15.4	1.5	2	17.8		10
Charadriidae	Banded Lapwing	<i>Vanellus tricolor</i>	74.0	0.0	1	74.0		5
Charadriidae	Masked Lapwing	<i>Vanellus miles</i>	46.8	30.5	37	96.9		1
Charadriidae	Masked Lapwing	<i>Vanellus miles</i>	62.6	43.1	55	133.5	0.45 (6)	5
Scolopacidae	Latham's Snipe	<i>Gallinago hardwickii</i>	18.6	9.6	30	34.5	0.05 (51)	5

Family	Common name	Scientific name	Mean	St. Dev.	n	95 th percentile	Residual (rank)	Source
Scolopacidae	Latham's Snipe	<i>Gallinago hardwickii</i>	13.7	7.8	8	26.6		10
Scolopacidae	Black-tailed Godwit	<i>Limosa limosa</i>	31.3	3.3	4	36.7		5
Scolopacidae	Black-tailed Godwit	<i>Limosa limosa</i>	21.0	11.3	6	39.7		10
Scolopacidae	Bar-tailed Godwit [^]	<i>Limosa lapponica</i>	48.6	0.9	2	50.1		3
Scolopacidae	Bar-tailed Godwit ^{^2}	<i>Limosa lapponica</i>	53.5	7.8	2	66.3		3
Scolopacidae	Bar-tailed Godwit ^{^3}	<i>Limosa lapponica</i>	41.9	4.5	2	49.3		3
Scolopacidae	Bar-tailed Godwit	<i>Limosa lapponica</i>	59.5	10.5	4	76.8		5
Scolopacidae	Bar-tailed Godwit	<i>Limosa lapponica</i>	22.1	14.8	196	46.5	0.06 (49)	10
Scolopacidae	Whimbrel	<i>Numenius phaeopus</i>	37.7	30.4	28	87.7	0.22 (25)	1
Scolopacidae	Whimbrel	<i>Numenius phaeopus</i>	90.0	0.0	1	90.0		5
Scolopacidae	Eastern Curlew	<i>Numenius madagascariensis</i>	65.5	41.6	42	133.9	0.37 (12)	1
Scolopacidae	Eastern Curlew [^]	<i>Numenius madagascariensis</i>	97.5	23.3	2	135.8		3
Scolopacidae	Eastern Curlew	<i>Numenius madagascariensis</i>	126.1	29.2	22	174.2		5
Scolopacidae	Common Sandpiper	<i>Actitis hypoleucos</i>	43.0	0.0	1	43.0		5
Scolopacidae	Grey-tailed Tattler	<i>Tringa brevipes</i>	17.3	8.6	45	31.4	0.03 (56)	1
Scolopacidae	Grey-tailed Tattler	<i>Tringa brevipes</i>	23.0	0.0	1	23.0		5
Scolopacidae	Common Greenshank [^]	<i>Tringa nebularia</i>	70.0	11.8	3	89.4		3
Scolopacidae	Common Greenshank ^{^1}	<i>Tringa nebularia</i>	80.3	13.0	2	102.0		3
Scolopacidae	Common Greenshank ^{^2}	<i>Tringa nebularia</i>	60.7	4.0	3	67.3		3
Scolopacidae	Common Greenshank ^{^3}	<i>Tringa nebularia</i>	51.5	3.5	2	57.3		3
Scolopacidae	Common Greenshank	<i>Tringa nebularia</i>	n/a	n/a	17	75.0		4
Scolopacidae	Common Greenshank	<i>Tringa nebularia</i>	55.4	27.8	17	101.2	0.49 (3)	5
Scolopacidae	Common Greenshank	<i>Tringa nebularia</i>	47.6	17.8	7	77.0		10
Scolopacidae	Marsh Sandpiper	<i>Tringa stagnatilis</i>	n/a	n/a	20	105.0		4
Scolopacidae	Marsh Sandpiper	<i>Tringa stagnatilis</i>	44.1	23.2	20	82.3	0.52 (2)	5
Scolopacidae	Ruddy Turnstone	<i>Arenaria interpres</i>	13.8	6.4	51	24.3	-0.06 (78)	1
Scolopacidae	Ruddy Turnstone	<i>Arenaria interpres</i>	29.7	14.3	6	53.2		5
Scolopacidae	Short-billed Dowitcher**	<i>Limnodromus griseus</i>	12.7	6.2	11	22.9		1
Scolopacidae	Red Knot	<i>Calidris canutus</i>	21.3	9.2	8	36.4		10
Scolopacidae	Sanderling	<i>Calidris alba</i>	32.0	7.9	5	44.9		5

Family	Common name	Scientific name	Mean	St. Dev.	n	95 th percentile	Residual (rank)	Source
Scolopacidae	Red-necked Stint	<i>Calidris ruficollis</i>	16.4	8.7	61	30.7	0.21 (26)	1
Scolopacidae	Red-necked Stint [^]	<i>Calidris ruficollis</i>	20.0	3.5	4	25.8		3
Scolopacidae	Red-necked Stint ^{^1}	<i>Calidris ruficollis</i>	32.6	14.0	3	55.3		3
Scolopacidae	Red-necked Stint ^{^2}	<i>Calidris ruficollis</i>	28.1	1.8	3	31.1		3
Scolopacidae	Red-necked Stint ^{^3}	<i>Calidris ruficollis</i>	17.3	4.2	3	24.2		3
Scolopacidae	Red-necked Stint	<i>Calidris ruficollis</i>	18.7	8.7	23	33.0		5
Scolopacidae	Pectoral Sandpiper	<i>Calidris melanotos</i>	23.0	9.9	2	39.3		5
Scolopacidae	Sharp-tailed Sandpiper	<i>Calidris acuminata</i>	14.8	8.7	28	29.1		1
Scolopacidae	Sharp-tailed Sandpiper [^]	<i>Calidris acuminata</i>	33.2	3.9	5	39.6		3
Scolopacidae	Sharp-tailed Sandpiper ^{^1}	<i>Calidris acuminata</i>	39.3	3.7	2	45.4		3
Scolopacidae	Sharp-tailed Sandpiper ^{^2}	<i>Calidris acuminata</i>	35.7	4.2	3	42.6		3
Scolopacidae	Sharp-tailed Sandpiper ^{^3}	<i>Calidris acuminata</i>	28.1	4.0	4	34.7		3
Scolopacidae	Sharp-tailed Sandpiper	<i>Calidris acuminata</i>	n/a	n/a	30	55.0		4
Scolopacidae	Sharp-tailed Sandpiper	<i>Calidris acuminata</i>	20.3	7.5	31	32.7	0.16 (28)	5
Scolopacidae	Sharp-tailed Sandpiper	<i>Calidris acuminata</i>	20.0	0.0	n/a	20.0		11
Scolopacidae	Curlew Sandpiper [^]	<i>Calidris ferruginea</i>	34.8	6.0	4	44.7		3
Scolopacidae	Curlew Sandpiper ^{^2}	<i>Calidris ferruginea</i>	29.8	4.8	3	37.7		3
Scolopacidae	Curlew Sandpiper ^{^3}	<i>Calidris ferruginea</i>	26.8	2.9	3	31.6		3
Scolopacidae	Curlew Sandpiper	<i>Calidris ferruginea</i>	25.2	6.4	21	35.7	0.3 (15)	5
Scolopacidae	Curlew Sandpiper	<i>Calidris ferruginea</i>	24.9	6.0	8	34.8		10
Turnicidae	Red-chested Button-quail	<i>Turnix pyrrhothorax</i>	3.6	2.1	5	7.0		10
Laridae	Little Tern	<i>Sternula albifrons</i>	21.5	7.9	18	34.5	0.24 (20)	1
Laridae	Caspian Tern	<i>Hydroprogne caspia</i>	35.0	10.4	12	52.1	0.1 (43)	1
Laridae	Whiskered Tern	<i>Chlidonias hybrida</i>	21.4	8.5	3	35.3		10
Laridae	Common Tern	<i>Sterna hirundo</i>	20.5	10.9	8	38.4		10
Laridae	Crested Tern	<i>Thalasseus bergii</i>	17.3	10.7	37	34.9	-0.08 (86)	1
Laridae	Kelp Gull	<i>Larus dominicanus</i>	24.4	11.4	14	43.2	-0.08 (83)	1
Laridae	Silver Gull	<i>Chroicocephalus novaehollandiae</i>	16.8	12.1	136	36.7	-0.09 (87)	1
Cacatuidae	Red-tailed Black-cockatoo	<i>Calyptorhynchus banksii</i>	10.9	15.2	3	35.9		10
Cacatuidae	Yellow-tailed Black-cockatoo	<i>Calyptorhynchus funereus</i>	11.7	6.7	4	22.8		10

Family	Common name	Scientific name	Mean	St. Dev.	n	95 th percentile	Residual (rank)	Source
Cacatuidae	Gang-gang Cockatoo	<i>Callocephalon fimbriatum</i>	7.5	5.6	2	16.6		10
Cacatuidae	Galah	<i>Eolophus roseicapillus</i>	8.9	5.6	64	18.1	-0.39 (138)	1
Cacatuidae	Long-billed Corella	<i>Cacatua tenuirostris</i>	3.8	0.0	1	3.8		10
Cacatuidae	Little Corella	<i>Cacatua sanguinea</i>	20.0	15.2	8	45.0		10
Cacatuidae	Sulphur-crested Cockatoo	<i>Cacatua galerita</i>	15.3	14.9	41	39.8	-0.26 (126)	1
Psittacidae	Rainbow Lorikeet	<i>Trichoglossus haematodus</i>	10.0	8.1	11	23.3	-0.21 (116)	1
Psittacidae	Scaly-breasted Lorikeet	<i>Trichoglossus chlorolepidotus</i>	1.0	0.0	1	1.0		10
Psittacidae	Australian King Parrot	<i>Alisterus scapularis</i>	8.7	3.8	9	14.9		10
Psittacidae	Red-winged Parrot	<i>Aprosmictus erythropterus</i>	32.3	11.1	5	50.5		10
Psittacidae	Crimson Rosella	<i>Platycercus elegans</i>	9.1	6.4	83	19.6	-0.25 (124)	1
Psittacidae	Eastern Rosella	<i>Platycercus eximius</i>	13.9	8.8	31	28.4	-0.04 (75)	1
Psittacidae	Pale-headed Rosella	<i>Platycercus adscitus</i>	21.0	8.7	3	35.2		10
Psittacidae	Australian Ringneck	<i>Barnardius zonarius</i>	14.1	9.5	3	29.7		10
Psittacidae	Red-rumped Parrot	<i>Psephotus haematonotus</i>	11.2	6.6	9	22.1		10
Cuculidae	Pheasant Coucal	<i>Centropus phasianinus</i>	30.5	42.8	14	101.0	0.16 (29)	10
Cuculidae	Asian Koel**	<i>Eudynamys scolopaceus</i>	4.6	2.2	2	8.2		10
Cuculidae	Horsfield's Bronze-Cuckoo	<i>Chalcites basalis</i>	3.5	1.6	2	6.1		10
Cuculidae	Pallid Cuckoo	<i>Cacomantis pallidus</i>	8.5	1.1	2	10.3		10
Cuculidae	Fan-tailed Cuckoo	<i>Cacomantis flabelliformis</i>	10.6	5.7	19	19.9	-0.06 (79)	1
Alcedinidae	Azure Kingfisher	<i>Ceyx azureus</i>	11.7	4.5	10	19.1	0.03 (55)	10
Halcyonidae	Laughing Kookaburra	<i>Dacelo novaeguineae</i>	13.8	12.3	54	34.0	-0.18 (113)	1
Halcyonidae	Blue-winged Kookaburra	<i>Dacelo leachii</i>	23.0	0.0	1	23.0		10
Halcyonidae	Forest Kingfisher	<i>Todiramphus macleayii</i>	11.0	4.3	11	18.1	-0.01 (65)	10
Halcyonidae	Sacred Kingfisher	<i>Todiramphus sanctus</i>	20.9	6.8	16	32.1	0.25 (19)	1
Meropidae	Rainbow Bee-eater	<i>Merops ornatus</i>	23.0	17.8	10	52.3	0.34 (13)	10
Coraciidae	Dollarbird	<i>Eurystomus orientalis</i>	25.9	22.5	23	62.9	0.20 (27)	1
Menuridae	Superb Lyrebird	<i>Menura novaehollandiae</i>	10.5	8.6	26	24.6	-0.46 (139)	1
Climacteridae	White-throated Treecreeper	<i>Cormobates leucophaea</i>	5.8	2.9	17	10.6	-0.22 (121)	1
Climacteridae	White-browed Treecreeper	<i>Climacteris affinis</i>	3.1	0.0	1	3.1		10
Climacteridae	Brown Treecreeper	<i>Climacteris picumnus</i>	5.1	3.1	13	10.2	-0.32 (133)	1

Family	Common name	Scientific name	Mean	St. Dev.	n	95 th percentile	Residual (rank)	Source
Ptilonorhynchidae	Spotted Catbird	<i>Ailuroedus melanotis</i>	18.7	16.2	16	45.3	0.02 (59)	10
Ptilonorhynchidae	Green Catbird	<i>Ailuroedus crassirostris</i>	9.7	4.1	16	16.4	-0.29 (130)	1
Ptilonorhynchidae	Tooth-billed Bowerbird	<i>Scenopoeetes dentirostris</i>	5.2	1.1	2	7.1		10
Ptilonorhynchidae	Satin Bowerbird	<i>Ptilonorhynchus violaceus</i>	9.5	5.1	22	17.9	-0.3 (131)	1
Maluridae	Superb Fairy-wren	<i>Malurus cyaneus</i>	6.5	3.4	93	12.1	-0.06 (80)	1
Maluridae	Variiegated Fairy-wren	<i>Malurus lamberti</i>	4.5	3.4	38	10.1	-0.2 (115)	1
Maluridae	Southern Emu-wren	<i>Stipiturus malachurus</i>	7.0	3.3	13	12.4	0.0 (62)	1
Acanthizidae	Pilotbird	<i>Pycnoptilus floccosus</i>	16.9	10.0	3	33.4		10
Acanthizidae	Rockwarbler	<i>Origma solitaria</i>	17.1	4.0	2	23.8		10
Acanthizidae	Yellow-throated Scrubwren	<i>Sericornis citreogularis</i>	5.6	4.3	51	12.7	-0.21 (119)	1
Acanthizidae	White-browed Scrubwren	<i>Sericornis frontalis</i>	4.2	2.5	41	8.3	-0.31 (132)	1
Acanthizidae	Atherton Scrubwren	<i>Sericornis keri</i>	4.9	4.5	11	12.3	-0.21 (118)	10
Acanthizidae	Large-billed Scrubwren	<i>Sericornis magnirostra</i>	4.4	4.4	17	11.6	-0.23 (122)	1
Acanthizidae	Chestnut-rumped Heathwren	<i>Hylacola pyrrhopygia</i>	11.4	0.0	1	11.4		10
Acanthizidae	Striated Fieldwren	<i>Calamanthus fuliginosus</i>	8.6	0.0	1	8.6		10
Acanthizidae	Brown Gerygone	<i>Gerygone mouki</i>	4.2	1.9	32	7.3	-0.17 (111)	1
Acanthizidae	Western Gerygone	<i>Gerygone fusca</i>	5.4	0.0	1	5.4		10
Acanthizidae	White-throated Gerygone	<i>Gerygone albogularis</i>	5.1	3.8	3	11.4		10
Acanthizidae	Striated Thornbill	<i>Acanthiza lineata</i>	4.2	2.0	4	7.5		10
Acanthizidae	Yellow Thornbill	<i>Acanthiza nana</i>	6.3	2.4	17	10.2	-0.02 (71)	1
Acanthizidae	Yellow-rumped Thornbill	<i>Acanthiza chrysorrhoa</i>	6.6	3.7	4	12.7		10
Acanthizidae	Buff-rumped Thornbill	<i>Acanthiza reguloides</i>	4.3	1.8	14	7.3	-0.21 (117)	1
Acanthizidae	Brown Thornbill	<i>Acanthiza pusilla</i>	6.7	9.9	28	22.9	0.0 (63)	1
Pardalotidae	Spotted Pardalote	<i>Pardalotus punctatus</i>	4.0	1.9	7	7.1		10
Meliphagidae	Eastern Spinebill	<i>Acanthorhynchus tenuirostris</i>	5.8	2.6	39	10.1	-0.13 (102)	1
Meliphagidae	Lewin's Honeyeater	<i>Meliphaga lewinii</i>	8.2	6.0	32	18.1	-0.13 (101)	1
Meliphagidae	Yellow-faced Honeyeater	<i>Lichenostomus chrysops</i>	5.8	3.6	29	11.7	-0.19 (114)	1
Meliphagidae	Singing Honeyeater	<i>Lichenostomus virescens</i>	12.0	0.0	1	12.0		10
Meliphagidae	Yellow Honeyeater	<i>Lichenostomus flavus</i>	6.4	1.2	6	8.4		10
Meliphagidae	White-eared Honeyeater	<i>Lichenostomus leucotis</i>	8.8	3.7	7	14.8		10

Family	Common name	Scientific name	Mean	St. Dev.	n	95 th percentile	Residual (rank)	Source
Meliphagidae	Fuscous Honeyeater	<i>Lichenostomus fuscus</i>	14.6	0.0	1	14.6		10
Meliphagidae	White-plumed Honeyeater	<i>Lichenostomus penicillatus</i>	9.8	5.6	23	19	0.02 (58)	1
Meliphagidae	Bell Miner	<i>Manorina melanophrys</i>	5.0	3.0	44	9.9	-0.33 (135)	1
Meliphagidae	Noisy Miner	<i>Manorina melanocephala</i>	7.5	14.9	37	32	-0.24 (123)	1
Meliphagidae	Spiny-cheeked Honeyeater	<i>Acanthagenys rufogularis</i>	9.2	1.3	3	11.4		10
Meliphagidae	Little Wattlebird	<i>Anthochaera chrysoptera</i>	7.3	3.0	40	12.2	-0.28 (129)	1
Meliphagidae	Red Wattlebird	<i>Anthochaera carunculata</i>	8.7	6.4	15	19.2	-0.25 (125)	1
Meliphagidae	White-fronted Chat	<i>Epthianura albifrons</i>	22.6	7.8	23	35.4	0.44 (7)	1
Meliphagidae	Dusky Honeyeater	<i>Myzomela obscura</i>	2.0	0.0	1	2.0		10
Meliphagidae	Tawny-crowned Honeyeater	<i>Glyciphila melanops</i>	9.8	6.7	11	20.8	0.03 (57)	1
Meliphagidae	Brown Honeyeater	<i>Lichmera indistincta</i>	9.8	5.6	16	19.0	0.09 (48)	1
Meliphagidae	New Holland Honeyeater	<i>Phylidonyris novaehollandiae</i>	7.9	6	47	17.8	-0.08 (85)	1
Meliphagidae	White-cheeked Honeyeater	<i>Phylidonyris niger</i>	2.3	0.0	2	2.3		10
Meliphagidae	Blue-faced Honeyeater	<i>Entomyzon cyanotis</i>	30.8	0.0	1	30.8		10
Meliphagidae	Helmeted Friarbird	<i>Philemon buceroides</i>	12.0	9.6	20	27.8	-0.1 (92)	10
Meliphagidae	Noisy Friarbird	<i>Philemon corniculatus</i>	11.1	5.3	55	19.8	-0.14 (104)	1
Meliphagidae	Little Friarbird	<i>Philemon citreogularis</i>	6.8	3.1	2	11.9		10
Meliphagidae	Striped Honeyeater	<i>Plectorhyncha lanceolata</i>	4.6	2.3	5	8.4		10
Pomatostomidae	White-browed Babbler	<i>Pomatostomus superciliosus</i>	16.9	4.4	2	24.1		10
Pomatostomidae	Chestnut-crowned Babbler	<i>Pomatostomus ruficeps</i>	11.8	4.0	2	18.3		10
Orthonychidae	Australian Logrunner	<i>Orthonyx temminckii</i>	4.5	1.5	5	7.0		10
Orthonychidae	Chowchilla	<i>Orthonyx spaldingii</i>	4.0	0.0	3	4.0		10
Eupetidae	Eastern Whipbird	<i>Psophodes olivaceus</i>	5.9	3.3	50	11.3	-0.34 (136)	1
Campephagidae	Black-faced Cuckoo-shrike	<i>Coracina novaehollandiae</i>	21.1	13.2	20	42.8	0.13 (33)	1
Campephagidae	White-bellied Cuckoo-shrike	<i>Coracina papuensis</i>	7.1	2.6	4	11.4		10
Campephagidae	Varied Triller	<i>Lalage leucomela</i>	38.7	0.0	1	38.7		10
Pachycephalidae	Crested Shrike-tit	<i>Falcunculus frontatus</i>	8.5	6.6	4	19.4		10
Pachycephalidae	Olive Whistler	<i>Pachycephala olivacea</i>	3.8	1.6	6	6.5		10
Pachycephalidae	Golden Whistler	<i>Pachycephala pectoralis</i>	7.9	3.9	18	14.3	-0.11 (95)	1
Pachycephalidae	Rufous Whistler	<i>Pachycephala rufiventris</i>	5.2	2.0	4	8.5		10

Family	Common name	Scientific name	Mean	St. Dev.	n	95 th percentile	Residual (rank)	Source
Pachycephalidae	Grey Shrike-thrush	<i>Colluricincla harmonica</i>	12.8	11.4	15	31.6	-0.01 (68)	1
Oriolidae	Australasian Figbird	<i>Sphecotheres vieilloti</i>	7.8	3.7	12	13.9	-0.33 (134)	10
Oriolidae	Olive-backed Oriole	<i>Oriolus sagittatus</i>	11.3	5.9	33	21.0	-0.12 (99)	1
Artamidae	White-breasted Woodswallow	<i>Artamus leucorhynchus</i>	15.8	1.6	2	18.5		10
Artamidae	Masked Woodswallow	<i>Artamus personatus</i>	6.5	4.9	2	14.6		10
Artamidae	Black-faced Woodswallow	<i>Artamus cinereus</i>	11.8	5.6	3	21.1		10
Artamidae	Grey Butcherbird	<i>Cracticus torquatus</i>	19.3	13.3	10	41.2	0.12 (35)	1
Artamidae	Pied Butcherbird	<i>Cracticus nigrogularis</i>	9.5	4.9	8	17.5		10
Artamidae	Australian Magpie	<i>Cracticus tibicen</i>	10.9	8.7	91	25.2	-0.26 (127)	1
Artamidae	Australian Magpie~	<i>Cracticus tibicen</i>	40.3	28.2	21	86.6		7
Artamidae	Australian Magpie‡	<i>Cracticus tibicen</i>	11.1	5.9	27	20.8		7
Artamidae	Pied Currawong	<i>Strepera graculina</i>	15.1	11.6	26	34.2	-0.15 (107)	1
Dicruridae	Spangled Drongo	<i>Dicrurus bracteatus</i>	15.4	5.3	9	24.1		10
Rhipiduridae	Rufous Fantail	<i>Rhipidura rufifrons</i>	6.4	2	11	9.7	-0.08 (82)	1
Rhipiduridae	Grey Fantail	<i>Rhipidura albiscapa</i>	6.8	4.3	37	13.9	-0.02 (72)	1
Rhipiduridae	Willie Wagtail	<i>Rhipidura leucophrys</i>	11.8	9.7	46	27.8	0.10 (42)	1
Rhipiduridae	Willie Wagtail~	<i>Rhipidura leucophrys</i>	23.5	12.1	21	43.4		7
Rhipiduridae	Willie Wagtail‡	<i>Rhipidura leucophrys</i>	8.7	4.5	20	16.2		7
Corvidae	Australian Raven	<i>Corvus coronoides</i>	25.8	22.2	63	62.3	-0.01 (66)	1
Corvidae	Torresian Crow	<i>Corvus orru</i>	19.0	6.2	5	29.2		10
Monarchidae	Leaden Flycatcher	<i>Myiagra rubecula</i>	10.0	0.0	1	10.0		10
Monarchidae	Satin Flycatcher	<i>Myiagra cyanoleuca</i>	9.7	8.1	2	22.9		10
Monarchidae	Black-faced Monarch	<i>Monarcha melanopsis</i>	11.0	9.2	6	26.2		10
Monarchidae	Spectacled Monarch	<i>Symposiarchus trivirgatus</i>	5.7	2.9	3	10.4		10
Monarchidae	Magpie-lark	<i>Grallina cyanoleuca</i>	19.0	10.5	97	36.3	0.39 (11)	1
Monarchidae	Magpie-lark~	<i>Grallina cyanoleuca</i>	35.0	n/a	n/a	n/a		8
Monarchidae	Magpie-lark‡	<i>Grallina cyanoleuca</i>	12.0	n/a	n/a	n/a		8
Monarchidae	Magpie-lark~	<i>Grallina cyanoleuca</i>	35.4	13.9	22	58.3		7

Family	Common name	Scientific name	Mean	St. Dev.	n	95 th percentile	Residual (rank)	Source
Monarchidae	Magpie-lark [‡]	<i>Grallina cyanoleuca</i>	11.5	7.6	33	24.0		7
Corcoracidae	White-winged Chough	<i>Corcorax melanorhamphos</i>	16.2	7.3	14	28.2	-0.13 (103)	1
Corcoracidae	Apostlebird	<i>Struthidea cinerea</i>	20.7	23.8	4	59.9		10
Paradisaeidae	Victoria's Riflebird	<i>Ptiloris victoriae</i>	6.5	0.7	2	7.7		10
Petroicidae	Scarlet Robin	<i>Petroica boodang</i>	8.0	0.0	1	8.0		10
Petroicidae	Rose Robin	<i>Petroica rosea</i>	13.1	9.8	2	29.2		10
Petroicidae	Pale-yellow Robin	<i>Tregellasia capito</i>	8.5	1.7	3	11.3		10
Petroicidae	Eastern Yellow Robin	<i>Eopsaltria australis</i>	9.9	5.6	77	19.1	0.01 (60)	1
Petroicidae	Grey-headed Robin	<i>Heteromyias cinereifrons</i>	9.2	6.9	26	20.6	-0.10 (91)	9
Cisticolidae	Golden-headed Cisticola	<i>Cisticola exilis</i>	5.4	3.0	41	10.3	-0.11 (97)	1
Acrocephalidae	Australian Reed-warbler	<i>Acrocephalus australis</i>	11.5	9.4	20	26.9	0.11 (38)	1
Megaluridae	Tawny Grassbird	<i>Megalurus timoriensis</i>	6.0	3.6	7	12.0		10
Megaluridae	Little Grassbird	<i>Megalurus gramineus</i>	6.5	5.1	6	14.9		10
Timaliidae	Silvereye	<i>Zosterops lateralis</i>	6.1	3.8	34	12.4	-0.11 (98)	1
Hirundinae	Welcome Swallow	<i>Hirundo neoxena</i>	11.0	5.6	32	20.2	0.11 (36)	1
Hirundinidae	Fairy Martin	<i>Petrochelidon ariel</i>	8.9	4.5	2	16.4		10
Pycnonotidae	Red-whiskered Bulbul	<i>Pycnonotus jocosus</i>	18.4	13.2	25	40.1		1
Turdidae	Bassian Thrush	<i>Zoothera lunulata</i>	8.9	3.1	31	13.9	-0.26 (128)	1
Turdidae	Russet-tailed Thrush	<i>Zoothera heinei</i>	11.0	6.2	4	21.1		10
Turdidae	Common Blackbird [~]	<i>Turdus merula</i>	35.5	17.5	20	64.2	-0.10 (93)	7
Turdidae	Common Blackbird [‡]	<i>Turdus merula</i>	11.6	8.4	30	25.3	-0.1 (93)	7
Sturnidae	Common Starling	<i>Sturnus vulgaris</i>	13.6	9.0	32	28.4	-0.02 (69)	1
Sturnidae	Common Myna	<i>Sturnus tristis</i>	11.6	9.4	40	27.1	-0.14 (106)	1
Nectariniidae	Olive-backed Sunbird	<i>Nectarinia jugularis</i>	10.9	5.7	7	20.2		10
Estrildidae	Zebra Finch	<i>Taeniopygia guttata</i>	14.7	11.3	10	33.2	0.26 (17)	10
Estrildidae	Double-barred Finch	<i>Taeniopygia bichenovii</i>	6.2	3.5	7	12.1		10
Estrildidae	Red-browed Finch	<i>Neochmia temporalis</i>	7.5	5.1	51	15.9	-0.02 (70)	1
Estrildidae	Nutmeg Mannikin	<i>Lonchura punctulata</i>	11.0	6.3	43	21.4	0.1 (40)	1
Estrildidae	Chestnut-breasted Mannikin	<i>Lonchura castaneothorax</i>	14.4	4.5	10	21.8	0.24 (22)	1

Family	Common name	Scientific name	Mean	St. Dev.	n	95 th percentile	Residual (rank)	Source
Passeridae	House Sparrow	<i>Passer domesticus</i>	13.2	8.6	18	27.3	0.11 (37)	1
Passeridae	Eurasian Tree-sparrow	<i>Passer montanus</i>	8.0	3.0	15	12.9	-0.08 (84)	1
Motacillidae	Australasian Pipit	<i>Anthus novaeseelandiae</i>	12.4	5.2	63	20.9	0.09 (47)	1
Motacillidae	White Wagtail**	<i>Motacilla alba</i>	7.7	1.8	16	10.7	-0.11 (96)	1
Fringillidae	Common Chaffinch	<i>Fringilla coelebs</i>	7.7	2.1	15	11.2	-0.09 (88)	1
Fringillidae	European Goldfinch	<i>Carduelis carduelis</i>	9.2	2.5	18	13.3	0.04 (53)	1
Fringillidae	Common Greenfinch	<i>Chloris chloris</i>	6.9	1.6	15	9.5	-0.17 (110)	1

799 ¹ stimulus was dog, ² boat, or ³ canoe; ^ data was not collected using the direct continuous method; ~ data collected in rural habitats; ‡ data
800 collected in urban habitats, ** species vagrant in Australia.