

THE UNIVERSITY OF WARWICK

Original citation:

R. Aaij et al. LHCb Collaboration. (2012) Measurement of relative branching fractions of B decays to $\psi(2S)$ and J/ψ mesons. European Physical Journal C, Volume 72 (Number 8). Article number 2118. ISSN 1434-6044

Permanent WRAP url:

<http://wrap.warwick.ac.uk/54924>

Copyright and reuse:

The Warwick Research Archive Portal (WRAP) makes the work of researchers of the University of Warwick available open access under the following conditions.

This article is made available under the Creative Commons Attribution-NonCommercial-NoDerivs 3.0 Unported (CC BY-NC-ND 3.0) license and may be reused according to the conditions of the license. For more details see: <http://creativecommons.org/licenses/by-nc-nd/3.0/>

A note on versions:

The version presented in WRAP is the published version, or, version of record, and may be cited as it appears here.

For more information, please contact the WRAP Team at: wrap@warwick.ac.uk

warwick**publications**wrap

highlight your research

<http://go.warwick.ac.uk/lib-publications>

Measurement of relative branching fractions of B decays to $\psi(2S)$ and J/ψ mesons

The LHCb Collaboration*

CERN, 1211 Geneva 23, Switzerland

Received: 7 May 2012 / Revised: 6 July 2012 / Published online: 29 August 2012

© CERN for the benefit of the LHCb collaboration 2012. This article is published with open access at Springerlink.com

Abstract The relative rates of B -meson decays into J/ψ and $\psi(2S)$ mesons are measured for the three decay modes in pp collisions recorded with the LHCb detector. The ratios of branching fractions (\mathcal{B}) are measured to be

$$\frac{\mathcal{B}(B^+ \rightarrow \psi(2S)K^+)}{\mathcal{B}(B^+ \rightarrow J/\psi K^+)} = 0.594 \pm 0.006(\text{stat}) \pm 0.016(\text{syst}) \pm 0.015(R_\psi),$$

$$\frac{\mathcal{B}(B^0 \rightarrow \psi(2S)K^{*0})}{\mathcal{B}(B^0 \rightarrow J/\psi K^{*0})} = 0.476 \pm 0.014(\text{stat}) \pm 0.010(\text{syst}) \pm 0.012(R_\psi),$$

$$\frac{\mathcal{B}(B_s^0 \rightarrow \psi(2S)\phi)}{\mathcal{B}(B_s^0 \rightarrow J/\psi\phi)} = 0.489 \pm 0.026(\text{stat}) \pm 0.021(\text{syst}) \pm 0.012(R_\psi),$$

where the third uncertainty is from the ratio of the $\psi(2S)$ and J/ψ branching fractions to $\mu^+\mu^-$.

1 Introduction

Decays of B mesons to two-body final states containing a charmonium resonance such as a J/ψ or $\psi(2S)$ offer a powerful way of studying electroweak transitions. Such decays probe charmonium properties and play a role in the study of CP violation and mixing in the neutral B system [1].

The relative branching fractions of B^+ , B^0 and B_s^0 mesons into J/ψ and $\psi(2S)$ mesons have previously been studied by both the CDF and D0 collaborations [2–4]. Since the current experimental results for the study of CP violation in B_s^0 mixing using the $B_s^0 \rightarrow J/\psi\phi$ decay [5–7] are statistically limited, it is important to establish other channels where this analysis can be done. One such channel is the $B_s^0 \rightarrow \psi(2S)\phi$ decay.

In this paper, measurements of the ratios of the branching fractions of B mesons decaying to $\psi(2S)X$ and $J/\psi X$ are

reported, where B denotes a B^+ , B^0 or B_s^0 meson (charge conjugate decays are implicitly included) and X denotes a K^+ , K^{*0} or ϕ meson. The data were collected by the LHCb experiment in pp collisions at the centre-of-mass energy $\sqrt{s} = 7$ TeV during 2011 and correspond to an integrated luminosity of 0.37 fb^{-1} .

2 Detector description

The LHCb detector [8] is a single-arm forward spectrometer covering the pseudorapidity range $2 < \eta < 5$, designed for the study of b - and c -hadrons. The detector includes a high precision tracking system consisting of a silicon-strip vertex detector surrounding the pp interaction region, a large-area silicon-strip detector located upstream of a dipole magnet with a bending power of about 4 Tm, and three stations of silicon-strip detectors and straw drift-tubes placed downstream. The combined tracking system has a momentum resolution $\Delta p/p$ that varies from 0.4 % at 5 GeV/ c to 0.6 % at 100 GeV/ c , and an impact parameter resolution of 20 μm for tracks with high transverse momentum. Data were taken with both magnet polarities to reduce systematic effects due to detector asymmetries. Charged hadrons are identified using two ring-imaging Cherenkov (RICH) detectors. Photon, electron and hadron candidates are identified by a calorimeter system consisting of scintillating-pad and pre-shower detectors, and electromagnetic and hadronic calorimeters. Muons are identified by a muon system composed of alternating layers of iron and multiwire proportional chambers. The trigger consists of a hardware stage based on information from the calorimeter and muon systems, followed by a software stage which applies a full event reconstruction.

Events with a $J/\psi \rightarrow \mu^+\mu^-$ final state are triggered using two hardware trigger decisions: the single-muon decision, which requires one muon candidate with a transverse momentum p_T larger than 1.5 GeV/ c , and the di-muon decision, which requires two muon candidates with

* e-mail: Ivan.Belyaev@cern.ch

transverse momenta p_{T1} and p_{T2} satisfying the relation $\sqrt{p_{T1} \cdot p_{T2}} > 1.3 \text{ GeV}/c$. The di-muon trigger decision in the software trigger requires muon pairs of opposite charge with $p_T > 500 \text{ MeV}/c$, forming a common vertex and with an invariant mass in excess of $2.9 \text{ GeV}/c^2$.

3 Event selection

In this analysis, the decays $B^+ \rightarrow \psi K^+$ ($B^0 \rightarrow \psi K^{*0}$, $B_s^0 \rightarrow \psi \phi$) are reconstructed, where ψ represents $\psi(2S)$ or J/ψ , reconstructed in the $\psi \rightarrow \mu^+ \mu^-$ decay modes. A $K^+(K^{*0}, \phi)$ candidate is added to the di-muon pair to form a $B^+(B^0, B_s^0)$ candidate.

The starting point of the analysis is the reconstruction of either a J/ψ or $\psi(2S)$ meson decaying into a di-muon pair. Candidates are formed from pairs of opposite sign tracks that both have a transverse momentum larger than $500 \text{ MeV}/c$. Good reconstruction quality is assured by requiring the χ^2 per degree of freedom of the track fit to satisfy $\chi^2/\text{ndf} < 5$. Both tracks must be identified as muons. This is achieved by requiring the muon identification variable, the difference in logarithm of the likelihood of the muon and hadron hypotheses [9] provided by the muon detection system, to satisfy $\Delta \log \mathcal{L}^{\mu-h} > -5$. The muons are required to form a common vertex of good quality ($\chi_{\text{vtx}}^2 < 20$). The resulting di-muon candidate is required to have decay length significance from its associated primary vertex greater than 5 and have an invariant mass between 3020 and $3135 \text{ MeV}/c^2$ in the case of a J/ψ candidate or between 3597 and $3730 \text{ MeV}/c^2$ for a $\psi(2S)$ candidate. These correspond to $[-5\sigma; 3\sigma]$ windows around the nominal mass. The asymmetric window allows for the QED radiative tail.

The selected J/ψ and $\psi(2S)$ candidates are then combined with a K^+ , K^{*0} or ϕ to create B meson candidates. Only the $K^{*0} \rightarrow K^+ \pi^-$ and $\phi \rightarrow K^+ K^-$ decay modes are considered. Pion-kaon separation is provided by the ring-imaging Cherenkov detectors. To identify kaons the difference in logarithm of the likelihood of the kaon and pion hypotheses [9] is required to satisfy $\Delta \log \mathcal{L}^{K-\pi} > -5$. In the case of pions the difference in logarithm of the likelihood of the pion and kaon hypotheses [9] is required to satisfy $\Delta \log \mathcal{L}^{\pi-K} > -5$. As in the case of muons, a cut is applied on the track χ^2/ndf provided by the track fit at 5. The kaons and pions are required to have a transverse momentum larger than $250 \text{ MeV}/c$ and to have an impact parameter significance with respect to any primary vertex larger than 2. In the B^0 channel, the mass of the kaon and pion system is required to be $842 < M_{K^+ \pi^-} < 942 \text{ MeV}/c^2$ and in the B_s^0 channel the mass of the kaon pair is required to be $1010 < M_{K^+ K^-} < 1030 \text{ MeV}/c^2$.

In addition, we require the decay time of the B candidate ($c\tau$) to be larger than $100 \mu\text{m}$ to reduce the large combinatorial background from particles produced in the primary

pp interaction. A global refit of the three-prong (four-prong) combination is performed with a primary vertex constraint and with the di-muon pair mass constrained to the nominal value [10] using the Decay Tree Fit (DTF) procedure [11]. The reduced χ^2 of this fit ($\chi_{\text{DTF}}^2/\text{ndf}$) is required to be less than 5, where the DTF algorithm takes into account the number of decay products to determine the number of degrees of freedom. The B^+ candidates, where a muon from the $\psi(2S) \rightarrow \mu^+ \mu^-$ decay is reconstructed as both muon and kaon, are removed by requiring the angle between the same sign muon and kaon to be greater than 3 mrad.

4 Measurement of $N_{\psi(2S)X}/N_{J/\psi X}$

The mass distributions for selected candidates are shown in Fig. 1. The number of the $B^+ \rightarrow \psi K^+$ candidates is estimated by performing an unbinned maximum likelihood fit. The same procedure is used to determine the number of the $B^0 \rightarrow \psi K^+ \pi^-$ candidates in a $842 < M_{K^+ \pi^-} < 942 \text{ MeV}/c^2$ mass window and the number of the $B_s^0 \rightarrow \psi K^+ K^-$ candidates in a $1010 < M_{K^+ K^-} < 1030 \text{ MeV}/c^2$ mass window. The number of signal candidates is determined by fitting a double-sided Crystal Ball function [12, 13] for signal together with an exponential function to model the background. The tail parameters of the Crystal Ball function are fixed to values determined from simulation.

To estimate the contribution from non-resonant decays $B^0 \rightarrow \psi K^+ \pi^-$ and $B_s^0 \rightarrow \psi K^+ K^-$, the $K^+ \pi^-$ and $K^+ K^-$ invariant mass distributions have been studied after relaxing requirements on the $K^+ \pi^-$ and $K^+ K^-$ invariant masses, see Fig. 2. The $K^+ \pi^-$ and $K^+ K^-$ invariant mass distributions are then fitted with the sum of a relativistic Breit-Wigner function convolved with a Gaussian, to describe the resonant contribution from the K^{*0} or ϕ , two-body phase space function multiplied by a second order polynomial, to describe the non-resonant $K^+ \pi^-$ or $K^+ K^-$ contribution. The *sPlot* technique [14] is used to unfold the $\psi K^+ \pi^-$ or $\psi K^+ K^-$ invariant mass of the non-resonant (in $K^+ \pi^-$ and $K^+ K^-$) candidates. This unfolded distribution contains a mixture of combinatorial background and non-resonant $B^0 \rightarrow \psi K^+ \pi^-$ or $B_s^0 \rightarrow \psi K^+ K^-$ decays. The invariant mass of the unfolded B candidates is shown in Fig. 3. The same function used in Fig. 1 is then used to estimate the contribution from the non-resonant B decays, which is subtracted from the total yield to estimate the contribution from resonant $B^0 \rightarrow \psi K^{*0}$ or $B_s^0 \rightarrow \psi \phi$ decays. The contribution of the resonant decays can also be extracted by unfolding the contribution of resonant $K^+ \pi^-$ or $K^+ K^-$ decays to the $\psi K^+ \pi^-$ or $\psi K^+ K^-$ invariant mass distribution. This yields a compatible, but a statistically less precise, result. The yields are summarized listed in Table 1.

Fig. 1 Mass distributions of (a) $B^+ \rightarrow J/\psi K^+$, (b) $B^+ \rightarrow \psi(2S)K^+$, (c) $B^0 \rightarrow J/\psi K^+\pi^-$, (d) $B^0 \rightarrow \psi(2S)K^+\pi^-$, (e) $B_s^0 \rightarrow J/\psi K^+K^-$ and (f) $B_s^0 \rightarrow \psi(2S)K^+K^-$. The total fitted function (solid) and the combinatorial background (dashed) are shown. The variation in resolution of the different modes is fully consistent with the energy released in the decays and in agreement with simulation

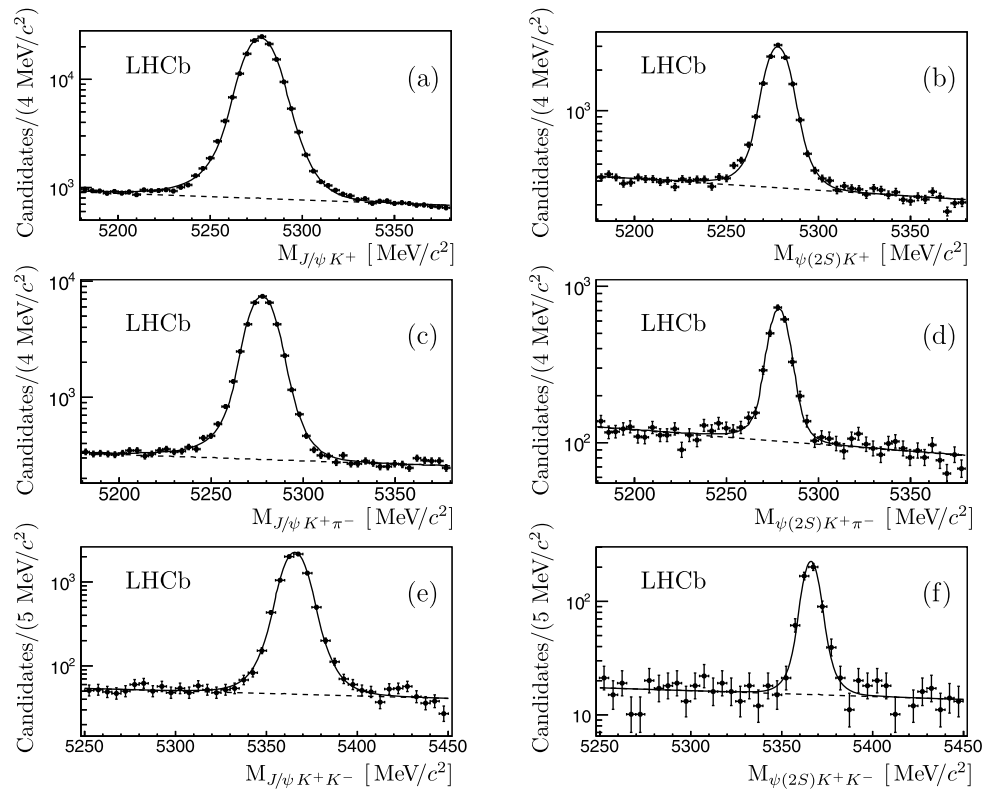
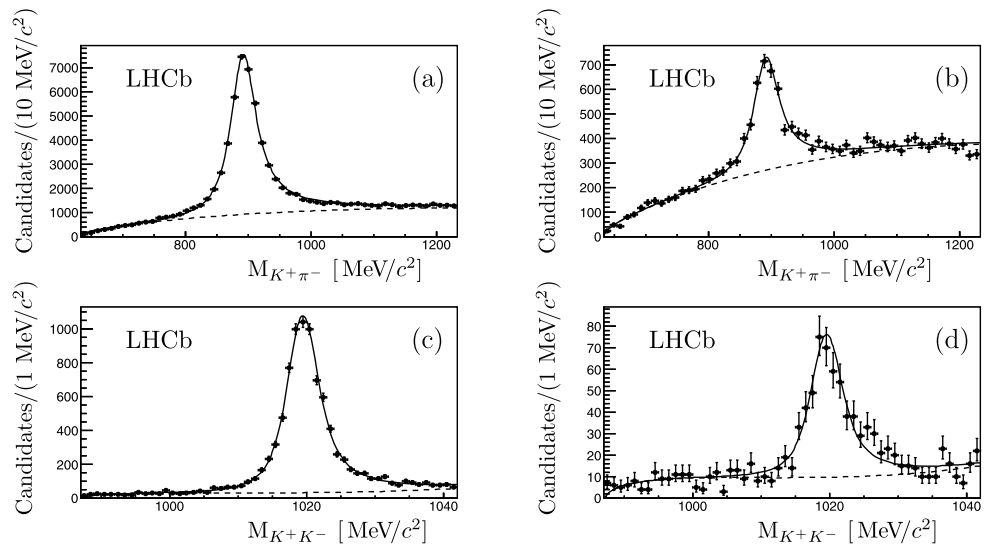


Fig. 2 Mass distributions of $K^+\pi^-$ or K^+K^- in (a) $B^0 \rightarrow J/\psi K^+\pi^-$, (b) $B^0 \rightarrow \psi(2S)K^+\pi^-$, (c) $B_s^0 \rightarrow J/\psi K^+K^-$ and (d) $B_s^0 \rightarrow \psi(2S)K^+K^-$ decays. The total fitted function (solid) and the combination of the non-resonant component and the combinatorial background (dashed) are shown. The fit is described in the text



5 Efficiencies and systematic uncertainties

The branching fraction ratio is calculated using

$$\frac{\mathcal{B}(B \rightarrow \psi(2S)X)}{\mathcal{B}(B \rightarrow J/\psi X)} = \frac{N_{\psi(2S)X}^{\text{res}}}{N_{J/\psi X}^{\text{res}}} \times \frac{\varepsilon_{J/\psi X}}{\varepsilon_{\psi(2S)X}} \times \frac{\mathcal{B}(J/\psi \rightarrow \mu^+\mu^-)}{\mathcal{B}(\psi(2S) \rightarrow \mu^+\mu^-)}, \quad (1)$$

where N^{res} is the number of signal candidates and ε is the overall efficiency.

The overall efficiency is the product of the geometrical acceptance of the detector, the combined reconstruction and selection efficiency, and the trigger efficiency. The efficiency ratio is estimated using simulation for all six modes. The simulation samples used are based on the PYTHIA 6.4 generator [15] configured with the parameters detailed in Ref. [16]. Final state QED radiative corrections are included using the PHOTOS package [17]. The EVTGEN [18] and GEANT4 [19] packages are used to generate hadron decays and simulate interactions in the detector, respectively. The

Fig. 3 Mass distributions of a (a) $B^0 \rightarrow J/\psi K^+ \pi^-$, (b) $B^0 \rightarrow \psi(2S) K^+ \pi^-$, (c) $B_s^0 \rightarrow J/\psi K^+ K^-$ and (d) $B_s^0 \rightarrow \psi(2S) K^+ K^-$ for resonant component (full circles) and non-resonant component (open circles). The total fitted function (solid) and the combinatorial background (dashed) are shown. The fit is described in the text

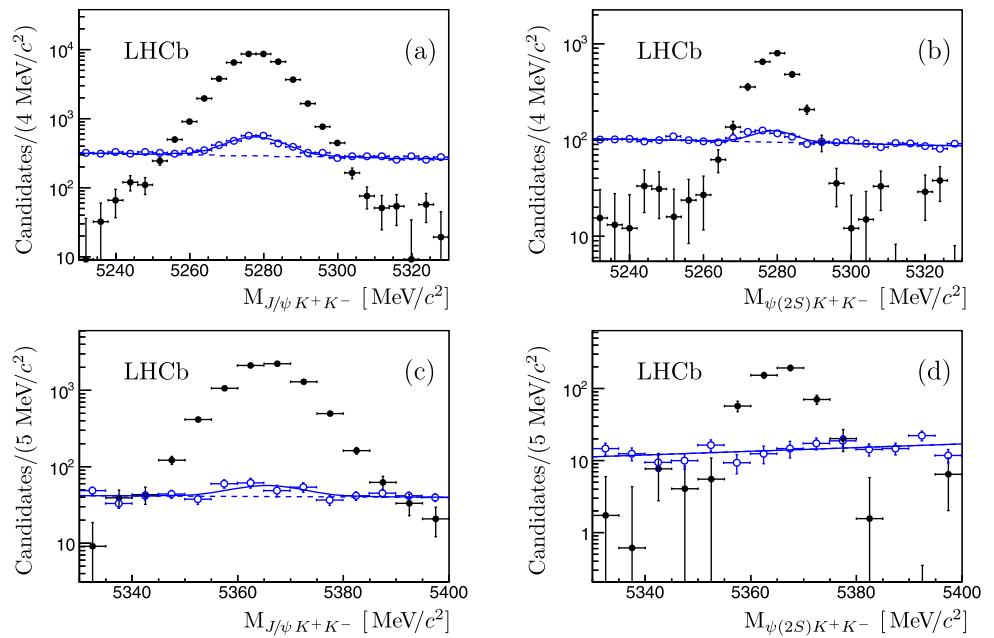


Table 1 Summary of the signal yields for the six B modes considered and the ratios of the number of J/ψ and $\psi(2S)$ decays: N^{total} is the summed signal yield for resonant and non-resonant modes, $N^{\text{non-res}}$ is the signal yield for non-resonant modes only and N^{res} is the signal yield for resonant decays (through K^{*0} or ϕ). The uncertainties are statistical only

B decay modes	N^{total}	$N^{\text{non-res}}$	N^{res}	$N^{\text{res}}_{\psi(2S)X} / N^{\text{res}}_{J/\psi X}$
$B^+ \rightarrow J/\psi K^+$	$141,769 \pm 410$	–	$141,769 \pm 410$	0.0857 ± 0.0009
$B^+ \rightarrow \psi(2S) K^+$	$12,154 \pm 130$	–	$12,154 \pm 130$	
$B^0 \rightarrow J/\psi K^+ \pi^-$	$35,770 \pm 207$	$1,253 \pm 30$	$34,517 \pm 209$	0.0612 ± 0.0018
$B^0 \rightarrow \psi(2S) K^+ \pi^-$	$2,223 \pm 60$	112 ± 12	$2,111 \pm 61$	
$B_s^0 \rightarrow J/\psi K^+ K^-$	$7,654 \pm 92$	66 ± 13	$7,588 \pm 93$	0.0652 ± 0.0034
$B_s^0 \rightarrow \psi(2S) K^+ K^-$	495 ± 25	0_{-0}^{+1}	495 ± 25	

digitized output is passed through a full simulation of both the hardware and software trigger and then reconstructed in the same way as the data.

The overall efficiency ratio is 0.901 ± 0.016 , 1.011 ± 0.014 and 0.994 ± 0.014 for the B^+ , the B^0 and the B_s^0 channels respectively. Since the selection criteria for $B \rightarrow J/\psi X$ and $B \rightarrow \psi(2S)X$ decays are identical, the ratio of efficiencies is expected to be close to unity. The deviation of the overall efficiency ratio from unity in the case of the $B^+ \rightarrow \psi K^+$ decays is due to the difference between the p_T spectra of muons for the J/ψ and $\psi(2S)$ decays. For the B^0 and B_s^0 channels this difference is small. It has been checked that the behaviour of the efficiencies of all selection criteria is consistent in the data and simulation.

Since the decay products in each of the pairs of channels considered have similar kinematics, most uncertainties cancel in the ratio. The different contributions to the systematic uncertainties affecting this analysis are discussed in the following and summarized in Table 2.

The dominant source of systematic uncertainty arises from the subtraction of the non-resonant components in the

Table 2 Systematic uncertainties (in %) on the relative branching fractions

Source	B^+ channel	B^0 channel	B_s^0 channel
Non-resonant decays	—	1.5	3.4
Data-simulation agreement	1.7	0.5	2.0
Magnet polarity	1.4	0.6	0.7
Finite simulation sample size	0.3	0.5	0.6
Trigger	1.1	1.1	1.1
Background shape	0.6	0.2	0.2
Signal shape	0.7	0.8	0.5
Angular distribution	–	<0.1	0.6
Particle misidentification	0.4	<0.1	<0.1
Sum in quadrature	2.7	2.2	4.3

B^0 and the B_s^0 decays. The non-resonant background is studied with two alternative methods. First, determining the number of $B_{(s)}^0 \rightarrow \psi K^{*0}(\phi)$ decays directly using the *sPlot* technique by unfolding and fitting the $B_{(s)}^0$ mass distribution

of candidates containing genuine $K^{*0}(\phi)$ resonances. Second, using the $B_{(s)}^0$ mass distribution as the discriminating variable to unfold the $K^+\pi^-(K^+K^-)$ mass distribution of genuine $B_{(s)}^0$ candidates and fitting this distribution to determine the number of non-resonant decays. The corresponding uncertainties are found to be 1.5 % in the B^0 channel and 3.4 % in the B_s^0 channel.

The other important source of uncertainty arises from the estimation of the efficiencies due to the potential disagreement between data and simulation. This is studied by varying independently selection criteria in data and simulation. The corresponding uncertainties are found to be 1.7 % in the B^+ channel, 0.5 % in the B^0 channel and 2.0 % in the B_s^0 channel. The observed difference in the efficiency ratios for the two magnet polarities is conservatively taken as an estimate of the systematic uncertainty. This is 1.4 % in the B^+ channel, 0.6 % in the B^0 channel and 0.7 % in the B_s^0 channel.

The trigger is highly efficient in selecting B meson decays with two muons in the final state. For this analysis the di-muon pair is required to trigger the event. Differences in the trigger efficiency between data and simulation are studied in the data using events which were triggered independently on the di-muon pair [20]. Based on these studies, an uncertainty of 1.1 % is assigned.

A further uncertainty arises from the imperfect knowledge of the shape of the signal and background in the B meson mass distribution. To estimate this effect, a linear and a quadratic function are considered as alternative models for the background mass distribution. In addition, a double Gaussian shape and a sum of double-sided Crystal Ball and Gaussian shapes are used as alternative models for the signal shape. The maximum observed change in the ratio of yields in the $\psi(2S)$ and J/ψ modes is taken as systematic uncertainty.

The central value of the relative efficiency is determined by assuming that the angular distribution of the $B \rightarrow \psi(2S)X$ decay is the same as that of the $B \rightarrow J/\psi X$. The systematic uncertainty due to the unknown polarization of the $\psi(2S)$ in the B meson decays is estimated as follows. The simulation samples were re-weighted to match the angular distributions found from the data and the relative efficiency was recalculated. The difference between the baseline analysis and the re-weighted simulation is taken as the systematic uncertainty, as shown in Table 2.

Finally, the uncertainty due to potential contribution from the Cabibbo-suppressed mode with a π misidentified as K is found to be 0.4 % in the B^+ channel and negligible in the B^0 and B_s^0 channels. The uncertainty due to the cross-feed between B^0 and B_s^0 channels with a π misidentified as K (or a K misidentified as π) is negligible.

6 Results

Since the di-electron branching fractions are measured more precisely than those of the di-muon decay modes, we assume lepton universality and take $R_\psi = \mathcal{B}(J/\psi \rightarrow \mu^+\mu^-)/\mathcal{B}(\psi(2S) \rightarrow \mu^+\mu^-) = \mathcal{B}(J/\psi \rightarrow e^+e^-)/\mathcal{B}(\psi(2S) \rightarrow e^+e^-) = 7.69 \pm 0.19$ [10]. The results are combined using Eq. (1) to give

$$\frac{\mathcal{B}(B^+ \rightarrow \psi(2S)K^+)}{\mathcal{B}(B^+ \rightarrow J/\psi K^+)} = 0.594 \pm 0.006(\text{stat}) \pm 0.016(\text{syst}) \pm 0.015(R_\psi),$$

$$\frac{\mathcal{B}(B^0 \rightarrow \psi(2S)K^{*0})}{\mathcal{B}(B^0 \rightarrow J/\psi K^{*0})} = 0.476 \pm 0.014(\text{stat}) \pm 0.010(\text{syst}) \pm 0.012(R_\psi),$$

$$\frac{\mathcal{B}(B_s^0 \rightarrow \psi(2S)\phi)}{\mathcal{B}(B_s^0 \rightarrow J/\psi\phi)} = 0.489 \pm 0.026(\text{stat}) \pm 0.021(\text{syst}) \pm 0.012(R_\psi),$$

where the first uncertainty is statistical, the second is systematic and the third is the uncertainty on the R_ψ value [10].

The resulting branching fraction ratios are compatible with, but significantly more precise than, the current world averages of $\mathcal{B}(B^+ \rightarrow \psi(2S)K^+)/\mathcal{B}(B^+ \rightarrow J/\psi K^+) = 0.60 \pm 0.07$ and $\mathcal{B}(B_s^0 \rightarrow \psi(2S)\phi)/\mathcal{B}(B_s^0 \rightarrow J/\psi\phi) = 0.53 \pm 0.10$ [10] and the CDF result of $\mathcal{B}(B^0 \rightarrow \psi(2S)K^{*0})/\mathcal{B}(B^0 \rightarrow J/\psi K^{*0}) = 0.515 \pm 0.113 \pm 0.052$ [2]. The $B_s^0 \rightarrow \psi(2S)\phi$ decay is particularly interesting since, with more data, it can be used for the measurement of CP violation in B_s^0 mixing.

Acknowledgements We express our gratitude to our colleagues in the CERN accelerator departments for the excellent performance of the LHC. We thank the technical and administrative staff at CERN and at the LHCb institutes, and acknowledge support from the National Agencies: CAPES, CNPq, FAPERJ and FINEP (Brazil); CERN; NSFC (China); CNRS/IN2P3 (France); BMBF, DFG, HGF and MPG (Germany); SFI (Ireland); INFN (Italy); FOM and NWO (The Netherlands); SCSR (Poland); ANCS (Romania); MinES of Russia and Rosatom (Russia); MICINN, XuntaGal and GENCAT (Spain); SNSF and SER (Switzerland); NAS Ukraine (Ukraine); STFC (United Kingdom); NSF (USA). We also acknowledge the support received from the ERC under FP7 and the Region Auvergne.

Open Access This article is distributed under the terms of the Creative Commons Attribution License which permits any use, distribution, and reproduction in any medium, provided the original author(s) and the source are credited.

References

1. I.I.Y. Bigi, A.I. Sanda, Notes on the observability of CP violations in B decays. Nucl. Phys. B **193**, 85 (1981)
2. F. Abe et al. (CDF collaboration), Observation of $B^+ \rightarrow \psi(2S)K^+$ and $B^0 \rightarrow \psi(2S)K^*(892)^0$ decays and measurements of B-meson branching fractions into J/ψ and $\psi(2S)$ final states. Phys. Rev. D **58**, 072001 (1998). [arXiv:hep-ex/9803013](https://arxiv.org/abs/hep-ex/9803013)

3. A. Abulencia et al. (CDF collaboration), Observation of $B_s^0 \rightarrow \psi(2S)\phi$ and measurement of ratio of branching fractions $\mathcal{B}(B_s^0 \rightarrow \psi(2S)\phi)/\mathcal{B}(B_s^0 \rightarrow J/\psi\phi)$. Phys. Rev. Lett. **96**, 231801 (2006). [arXiv:hep-ex/0602005](#)
4. V. Abazov et al. (D0 collaboration), Relative rates of B meson decays into $\psi(2S)$ and J/ψ mesons. Phys. Rev. D **79**, 111102(R) (2009). [arXiv:0805.2576](#)
5. T. Aaltonen et al. (CDF collaboration), Measurement of CP violating phase β_s in $B_s^0 \rightarrow J/\psi\phi$ decays with the CDF II detector. Phys. Rev. D., submitted. [arXiv:1112.1726](#)
6. V.M. Abazov et al. (D0 Collaboration), Measurement of the CP-violating phase $\phi_s^{J/\psi\phi}$ using the flavor-tagged decay $B_s^0 \rightarrow J/\psi\phi$ in 8 fb^{-1} of $p\bar{p}$ collisions. Phys. Rev. D **85**, 032006 (2012). [arXiv:1109.3166](#)
7. R. Aaij et al. (LHCb collaboration), Measurement of the CP-violating phase ϕ_s in the decay $B_s^0 \rightarrow J/\psi\phi$. [arXiv:1112.3183](#)
8. A.A. Alves Jr. et al. (LHCb collaboration), The LHCb detector at the LHC. J. Instrum. **3**, S08005 (2008)
9. A. Powell et al., Particle identification at LHCb. PoS **ICHEP2010**, 020 (2010). [LHCb-PROC-2011-008](#)
10. K. Nakamura et al. (Particle Data Group), Review of particle physics. J. Phys. G **37**, 075021 (2010)
11. W. Hulsbergen, Decay chain fitting with Kalman filter. Nucl. Instrum. Methods A **552**, 566 (2005). [arXiv:physics/0503191v1](#)
12. T. Skwarnicki, A study of the radiative cascade transitions between the Upsilon-prime and Upsilon resonances. PhD thesis, Institute of Nuclear Physics, Krakow, 1986. [DESY-F31-86-02](#)
13. R. Aaij et al. (LHCb collaboration), Observation of J/ψ pair production in pp collisions at $\sqrt{s} = 7$ TeV. Phys. Lett. B **707**, 52 (2012). [arXiv:1109.0963](#)
14. M. Pivk, F.R. Le Diberder, sPlot: a statistical tool to unfold data distributions. Nucl. Instrum. Methods A **555**, 356 (2005). [arXiv:physics/0402083v3](#)
15. T. Sjöstrand, S. Mrenna, P. Skands, PYTHIA 6.4 physics and manual. J. High Energy Phys. **05**, 026 (2006). [arXiv:hep-ph/0603175](#)
16. I. Belyaev et al., Handling of the generation of primary events in GAUSS, the LHCb simulation framework, in *Nuclear Science Symposium Conference Record (NSS/MIC)* (IEEE, New York, 2010), p. 1155
17. P. Golonka, Z. Was, PHOTOS Monte Carlo: a precision tool for QED corrections in Z and W decays. Eur. Phys. J. C **45**, 97 (2006). [arXiv:hep-ph/0506026](#)
18. D.J. Lange, The EvtGen particle decay simulation package. Nucl. Instrum. Methods A **462**, 152 (2001)
19. S. Agostinelli et al. (GEANT4 collaboration), GEANT4: a simulation toolkit. Nucl. Instrum. Methods A **506**, 250 (2003)
20. V. Gligorov, C. Thomas, M. Williams, The HLT inclusive B triggers. [LHCb-PUB-2011-016](#)

The LHCb Collaboration

R. Aaij³⁸, C. Abellan Beteta^{33,n}, A. Adametz¹¹, B. Adeva³⁴, M. Adinolfi⁴³, C. Adrover⁶, A. Affolder⁴⁹, Z. Ajaltouni⁵, J. Albrecht³⁵, F. Alessio³⁵, M. Alexander⁴⁸, S. Ali³⁸, G. Alkhazov²⁷, P. Alvarez Cartelle³⁴, A.A. Alves Jr²², S. Amato², Y. Amhis³⁶, J. Anderson³⁷, R.B. Appleby⁵¹, O. Aquines Gutierrez¹⁰, F. Archilli^{18,35}, A. Artamonov³², M. Artuso^{53,35}, E. Aslanides⁶, G. Auremma^{22,m}, S. Bachmann¹¹, J.J. Back⁴⁵, V. Balagura^{28,35}, W. Baldini¹⁶, R.J. Barlow⁵¹, C. Barschel³⁵, S. Barsuk⁷, W. Barter⁴⁴, A. Bates⁴⁸, C. Bauer¹⁰, Th. Bauer³⁸, A. Bay³⁶, J. Beddow⁴⁸, I. Bediaga¹, S. Belogurov²⁸, K. Belous³², I. Belyaev²⁸, E. Ben-Haim⁸, M. Benayoun⁸, G. Bencivenni¹⁸, S. Benson⁴⁷, J. Benton⁴³, R. Bernet³⁷, M.-O. Bettler¹⁷, M. van Beuzekom³⁸, A. Bien¹¹, S. Bifani¹², T. Bird⁵¹, A. Bizzeti^{17,h}, P.M. Bjørnstad⁵¹, T. Blake³⁵, F. Blanc³⁶, C. Blanks⁵⁰, J. Blouw¹¹, S. Blusk⁵³, A. Bobrov³¹, V. Bocci²², A. Bondar³¹, N. Bondar²⁷, W. Bonivento¹⁵, S. Borghi^{48,51}, A. Borgia⁵³, T.J.V. Bowcock⁴⁹, C. Bozzi¹⁶, T. Brambach⁹, J. van den Brand³⁹, J. Bressieux³⁶, D. Brett⁵¹, M. Britsch¹⁰, T. Britton⁵³, N.H. Brook⁴³, H. Brown⁴⁹, A. Büchler-Germann³⁷, I. Burducea²⁶, A. Bursche³⁷, J. Buytaert³⁵, S. Cadet¹⁵, O. Calnot⁷, M. Calvi^{20,j}, M. Calvo Gomez^{33,n}, A. Camboni³³, P. Campana^{18,35}, A. Carbone¹⁴, G. Carboni^{21,k}, R. Cardinale^{19,35,i}, A. Cardini¹⁵, L. Carson⁵⁰, K. Carvalho Akiba², G. Casse⁴⁹, M. Cattaneo³⁵, Ch. Cauet⁹, M. Charles⁵², Ph. Charpentier³⁵, N. Chiapolini³⁷, M. Chrzasczcz²³, K. Ciba³⁵, X. Cid Vidal³⁴, G. Ciezarek⁵⁰, P.E.L. Clarke⁴⁷, M. Clemencic³⁵, H.V. Cliff⁴⁴, J. Closier³⁵, C. Coca²⁶, V. Coco³⁸, J. Cogan⁶, E. Cogneras⁵, P. Collins³⁵, A. Comerma-Montells³³, A. Contu⁵², A. Cook⁴³, M. Coombes⁴³, G. Corti³⁵, B. Couturier³⁵, G.A. Cowan³⁶, R. Currie⁴⁷, C. D'Ambrosio³⁵, P. David⁸, P.N.Y. David³⁸, I. De Bonis⁴, K. De Bruyn³⁸, S. De Capua^{21,k}, M. De Cian³⁷, J.M. De Miranda¹, L. De Paula², P. De Simone¹⁸, D. Decamp⁴, M. Deckenhoff⁹, H. Degaudenzi^{36,35}, L. Del Buono⁸, C. Deplano¹⁵, D. Derkach^{14,35}, O. Deschamps⁵, F. Dettori³⁹, J. Dickens⁴⁴, H. Dijkstra³⁵, P. Diniz Batista¹, F. Domingo Bonal^{33,n}, S. Donleavy⁴⁹, F. Dordei¹¹, A. Dosil Suárez³⁴, D. Dosssett⁴⁵, A. Dovbnya⁴⁰, F. Dupertuis³⁶, R. Dzhelyadin³², A. Dziurda²³, A. Dzyuba²⁷, S. Easo⁴⁶, U. Egede⁵⁰, V. Egorychev²⁸, S. Eidelman³¹, D. van Eijk³⁸, F. Eisele¹¹, S. Eisenhardt⁴⁷, R. Ekelhof⁹, L. Eklund⁴⁸, Ch. Elsasser³⁷, D. Elsby⁴², D. Esperante Pereira³⁴, A. Falabella^{16,14,e}, C. Färber¹¹, G. Fardell⁴⁷, C. Farinelli³⁸, S. Farry¹², V. Fave³⁶, V. Fernandez Albor³⁴, M. Ferro-Luzzi³⁵, S. Filippov³⁰, C. Fitzpatrick⁴⁷, M. Fontana¹⁰, F. Fontanelli^{19,i}, R. Forty³⁵, O. Francisco², M. Frank³⁵, C. Frei³⁵, M. Frosini^{17,f}, S. Furcas²⁰, A. Gallas Torreira³⁴, D. Galli^{14,c}, M. Gandelman², P. Gandini⁵², Y. Gao³, J.-C. Garnier³⁵, J. Garofoli⁵³, J. Garra Tico⁴⁴, L. Garrido³³, D. Gascon³³, C. Gaspar³⁵, R. Gauld⁵², N. Gauvin³⁶, M. Gersabeck³⁵, T. Gershon^{45,35}, Ph. Ghez⁴, V. Gibson⁴⁴, V.V. Gligorov³⁵, C. Göbel^{54,p}, D. Golubkov²⁸, A. Golutvin^{50,28,35}, A. Gomes², H. Gordon⁵², M. Grabalosa Gándara³³, R. Graciani Diaz³³, L.A. Granado Cardoso³⁵, E. Graugés³³, G. Graziani¹⁷, A. Greco²⁶,

E. Greening⁵², S. Gregson⁴⁴, O. Grünberg^{55,q}, B. Gui⁵³, E. Gushchin³⁰, Yu. Guz³², T. Gys³⁵, C. Hadjivasilou⁵³, G. Haeffeli³⁶, C. Haen³⁵, S.C. Haines⁴⁴, T. Hampson⁴³, S. Hansmann-Menzemer¹¹, N. Harnew⁵², J. Harrison⁵¹, P.F. Harrison⁴⁵, T. Hartmann^{55,q}, J. He⁷, V. Heijne³⁸, K. Hennessy⁴⁹, P. Henrard⁵, J.A. Hernando Morata³⁴, E. van Herwijnen³⁵, E. Hicks⁴⁹, P. Hopchev⁴, W. Hulsbergen³⁸, P. Hunt⁵², T. Huse⁴⁹, R.S. Huston¹², D. Hutchcroft⁴⁹, D. Hynds⁴⁸, V. Iakovenko⁴¹, P. Ilten¹², J. Imong⁴³, R. Jacobsson³⁵, A. Jaeger¹¹, M. Jahjah Hussein⁵, E. Jans³⁸, F. Jansen³⁸, P. Jatou³⁶, B. Jean-Marie⁷, F. Jing³, M. John⁵², D. Johnson⁵², C.R. Jones⁴⁴, B. Jost³⁵, M. Kabbalo⁹, S. Kandybei⁴⁰, M. Karacson³⁵, T.M. Karbach⁹, J. Keaveney¹², I.R. Kenyon⁴², U. Kerzel³⁵, T. Ketel³⁹, A. Keune³⁶, B. Khanji⁶, Y.M. Kim⁴⁷, M. Knecht³⁶, I. Komarov²⁹, R.F. Koopman³⁹, P. Koppenburg³⁸, M. Korolev²⁹, A. Kozlinskiy³⁸, L. Kravchuk³⁰, K. Kreplin¹¹, M. Kreps⁴⁵, G. Krocker¹¹, P. Krokovny³¹, F. Kruse⁹, K. Krzuzelecki³⁵, M. Kucharczyk^{20,23,35,j}, V. Kudryavtsev³¹, T. Kvaratskeliya^{28,35}, V.N. La Thi³⁶, D. Lacarrere³⁵, G. Lafferty⁵¹, A. Lai¹⁵, D. Lambert⁴⁷, R.W. Lambert³⁹, E. Lanciotti³⁵, G. Lanfranchi¹⁸, C. Langenbruch³⁵, T. Latham⁴⁵, C. Lazzeroni⁴², R. Le Gac⁶, J. van Leerdam³⁸, J.-P. Lees⁴, R. Lefèvre⁵, A. Leflat^{29,35}, J. Lefrançois⁷, O. Leroy⁶, T. Lesiak²³, L. Li³, Y. Li³, L. Li Gioi⁵, M. Lieng⁹, M. Liles⁴⁹, R. Lindner³⁵, C. Linn¹¹, B. Liu³, G. Liu³⁵, J. von Loeben²⁰, J.H. Lopes², E. Lopez Asamar³³, N. Lopez-March³⁶, H. Lu³, J. Luisier³⁶, A. Mac Raighne⁴⁸, F. Machefert⁷, I.V. Machikhiliyan^{4,28}, F. Maciuc¹⁰, O. Maev^{27,35}, J. Magnin¹, S. Malde⁵², R.M.D. Mamunur³⁵, G. Manca^{15,d}, G. Mancinelli⁶, N. Mangiafave⁴⁴, U. Marconi¹⁴, R. Märki³⁶, J. Marks¹¹, G. Martellotti²², A. Martens⁸, L. Martin⁵², A. Martín Sánchez⁷, M. Martinelli³⁸, D. Martinez Santos³⁵, A. Massafferri¹, Z. Mathe¹², C. Matteuzzi²⁰, M. Matveev²⁷, E. Maurice⁶, B. Maynard⁵³, A. Mazurov^{16,30,35}, G. McGregor⁵¹, R. McNulty¹², M. Meissner¹¹, M. Merk³⁸, J. Merkel⁹, S. Miglioranza³⁵, D.A. Milanes¹³, M.-N. Minard⁴, J. Molina Rodriguez^{54,p}, S. Monteil⁵, D. Moran¹², P. Morawski²³, R. Mountain⁵³, I. Mous³⁸, F. Muheim⁴⁷, K. Müller³⁷, R. Muresan²⁶, B. Muryn²⁴, B. Muster³⁶, J. Mylroie-Smith⁴⁹, P. Naik⁴³, T. Nakada³⁶, R. Nandakumar⁴⁶, I. Nasteva¹, M. Needham⁴⁷, N. Neufeld³⁵, A.D. Nguyen³⁶, C. Nguyen-Mau^{36,o}, M. Nicol⁷, V. Niess⁵, N. Nikitin²⁹, T. Nikodem¹¹, A. Nomerotski^{52,35}, A. Novoselov³², A. Oblakowska-Mucha²⁴, V. Obraztsov³², S. Oggero³⁸, S. Ogilvy⁴⁸, O. Okhrimenko⁴¹, R. Oldeman^{15,35,d}, M. Orlandea²⁶, J.M. Otalora Goicochea², P. Owen⁵⁰, B.K. Pal⁵³, J. Palacios³⁷, A. Palano^{13,b}, M. Palutan¹⁸, J. Panman³⁵, A. Papanestis⁴⁶, M. Pappagallo⁴⁸, C. Parkes⁵¹, C.J. Parkinson⁵⁰, G. Passaleva¹⁷, G.D. Patel⁴⁹, M. Patel⁵⁰, S.K. Paterson⁵⁰, G.N. Patrick⁴⁶, C. Patrignani^{19,i}, C. Pavel-Nicorescu²⁶, A. Pazos Alvarez³⁴, A. Pellegrino³⁸, G. Penso^{22,1}, M. Pepe Altarelli³⁵, S. Perazzini^{14,c}, D.L. Perego^{20,j}, E. Perez Trigo³⁴, A. Pérez-Calero Yzquierdo³³, P. Perret⁵, M. Perrin-Terrin⁶, G. Pessina²⁰, A. Petrolini^{19,i}, A. Phan⁵³, E. Picatoste Olloqui³³, B. Pie Valls³³, B. Pietrzyk⁴, T. Pilar⁴⁵, D. Pinci²², R. Plackett⁴⁸, S. Playfer⁴⁷, M. Plo Casasus³⁴, G. Polok²³, A. Poluektov^{45,31}, I. Polyakov²⁸, E. Polcarpo², D. Popov¹⁰, B. Popovici²⁶, C. Potterat³³, A. Powell⁵², J. Prisciandaro³⁶, V. Pugatch⁴¹, A. Puig Navarro³³, W. Qian⁵³, J.H. Rademacker⁴³, B. Rakotomiramanana³⁶, M.S. Rangel², I. Raniuk⁴⁰, G. Raven³⁹, S. Redford⁵², M.M. Reid⁴⁵, A.C. dos Reis¹, S. Ricciardi⁴⁶, A. Richards⁵⁰, K. Rinnert⁴⁹, D.A. Roa Romero⁵, P. Robbe⁷, E. Rodrigues^{48,51}, F. Rodrigues², P. Rodriguez Perez³⁴, G.J. Rogers⁴⁴, S. Roiser³⁵, V. Romanovsky³², M. Rosello^{33,n}, J. Rouvinet³⁶, T. Ruf³⁵, H. Ruiz³³, G. Sabatino^{21,k}, J.J. Saborido Silva³⁴, N. Sagidova²⁷, P. Sail⁴⁸, B. Saitta^{15,d}, C. Salzmann³⁷, M. Sannino^{19,i}, R. Santacesaria²², C. Santamarina Rios³⁴, R. Santinelli³⁵, E. Santovetti^{21,k}, M. Sapunov⁶, A. Sarti^{18,l}, C. Satriano^{22,m}, A. Satta²¹, M. Savrie^{16,e}, D. Savrina²⁸, P. Schaack⁵⁰, M. Schiller³⁹, H. Schindler³⁵, S. Schleich⁹, M. Schlupp⁹, M. Schmelling¹⁰, B. Schmidt³⁵, O. Schneider³⁶, A. Schopper³⁵, M.-H. Schune⁷, R. Schwemmer³⁵, B. Sciascia¹⁸, A. Sciubba^{18,l}, M. Seco³⁴, A. Semennikov²⁸, K. Senderowska²⁴, I. Sepp⁵⁰, N. Serra³⁷, J. Serrano⁶, P. Seyfert¹¹, M. Shapkin³², I. Shapoval^{40,35}, P. Shatalov²⁸, Y. Shcheglov²⁷, T. Shears⁴⁹, L. Shekhtman³¹, O. Shevchenko⁴⁰, V. Shevchenko²⁸, A. Shires⁵⁰, R. Silva Coutinho⁴⁵, T. Skwarnicki⁵³, N.A. Smith⁴⁹, E. Smith^{52,46}, M. Smith⁵¹, K. Sobczak⁵, F.J.P. Soler⁴⁸, A. Solomin⁴³, F. Soomro^{18,35}, B. Souza De Paula², B. Spaan⁹, A. Sparkes⁴⁷, P. Spradlin⁴⁸, F. Stagni³⁵, S. Stahl¹¹, O. Steinkamp³⁷, S. Stoica²⁶, S. Stone^{53,35}, B. Storaci³⁸, M. Straticiu²⁶, U. Straumann³⁷, V.K. Subbiah³⁵, S. Swientek⁹, M. Szczekowski²⁵, P. Szczypka³⁶, T. Szumlak²⁴, S. T'Jampens⁴, E. Teodorescu²⁶, F. Teubert³⁵, C. Thomas⁵², E. Thomas³⁵, J. van Tilburg¹¹, V. Tisserand⁴, M. Tobin³⁷, S. Tolk³⁹, S. Topp-Joergensen⁵², N. Torr⁵², E. Tournefier^{4,50}, S. Tourneur³⁶, M.T. Tran³⁶, A. Tsaregorodtsev⁶, N. Tuning³⁸, M. Ubeda Garcia³⁵, A. Ukleja²⁵, U. Uwer¹¹, V. Vagnoni¹⁴, G. Valenti¹⁴, R. Vazquez Gomez³³, P. Vazquez Regueiro³⁴, S. Vecchi¹⁶, J.J. Velthuis⁴³, M. Veltri^{17,g}, B. Viaud⁷, I. Videau⁷, D. Vieira², X. Vilasis-Cardona^{33,n}, J. Visniakov³⁴, A. Vollhardt³⁷, D. Volyanskyy¹⁰, D. Voong⁴³, A. Vorobyev²⁷, V. Vorobyev³¹, C. Voß^{55,q}, H. Voss¹⁰, R. Waldi^{55,q}, R. Wallace¹², S. Wandernoth¹¹, J. Wang⁵³, D.R. Ward⁴⁴, N.K. Watson⁴², A.D. Webber⁵¹, D. Websdale⁵⁰, M. Whitehead⁴⁵, J. Wicht³⁵, D. Wiedner¹¹, L. Wiggers³⁸, G. Wilkinson⁵², M.P. Williams^{45,46}, M. Williams⁵⁰, F.F. Wilson⁴⁶, J. Wishahi⁹, M. Witek²³, W. Witzeling³⁵, S.A. Wotton⁴⁴, S. Wright⁴⁴, S. Wu³, K. Wyllie³⁵, Y. Xie⁴⁷, F. Xing⁵², Z. Xing⁵³, Z. Yang³, R. Young⁴⁷, X. Yuan³, O. Yushchenko³², M. Zangoli¹⁴, M. Zavertyaev^{10,a}, F. Zhang³, L. Zhang⁵³, W.C. Zhang¹², Y. Zhang³, A. Zhelezov¹¹, L. Zhong³, A. Zvyagin³⁵

¹Centro Brasileiro de Pesquisas Físicas (CBPF), Rio de Janeiro, Brazil

²Universidade Federal do Rio de Janeiro (UFRJ), Rio de Janeiro, Brazil

³Center for High Energy Physics, Tsinghua University, Beijing, China

- ⁴LAPP, Université de Savoie, CNRS/IN2P3, Annecy-Le-Vieux, France
- ⁵Clermont Université, Université Blaise Pascal, CNRS/IN2P3, LPC, Clermont-Ferrand, France
- ⁶CPPM, Aix-Marseille Université, CNRS/IN2P3, Marseille, France
- ⁷LAL, Université Paris-Sud, CNRS/IN2P3, Orsay, France
- ⁸LPNHE, Université Pierre et Marie Curie, Université Paris Diderot, CNRS/IN2P3, Paris, France
- ⁹Fakultät Physik, Technische Universität Dortmund, Dortmund, Germany
- ¹⁰Max-Planck-Institut für Kernphysik (MPIK), Heidelberg, Germany
- ¹¹Physikalisches Institut, Ruprecht-Karls-Universität Heidelberg, Heidelberg, Germany
- ¹²School of Physics, University College Dublin, Dublin, Ireland
- ¹³Sezione INFN di Bari, Bari, Italy
- ¹⁴Sezione INFN di Bologna, Bologna, Italy
- ¹⁵Sezione INFN di Cagliari, Cagliari, Italy
- ¹⁶Sezione INFN di Ferrara, Ferrara, Italy
- ¹⁷Sezione INFN di Firenze, Firenze, Italy
- ¹⁸Laboratori Nazionali dell'INFN di Frascati, Frascati, Italy
- ¹⁹Sezione INFN di Genova, Genova, Italy
- ²⁰Sezione INFN di Milano Bicocca, Milano, Italy
- ²¹Sezione INFN di Roma Tor Vergata, Roma, Italy
- ²²Sezione INFN di Roma La Sapienza, Roma, Italy
- ²³Henryk Niewodniczanski Institute of Nuclear Physics Polish Academy of Sciences, Kraków, Poland
- ²⁴AGH University of Science and Technology, Kraków, Poland
- ²⁵Soltan Institute for Nuclear Studies, Warsaw, Poland
- ²⁶Horia Hulubei National Institute of Physics and Nuclear Engineering, Bucharest-Magurele, Romania
- ²⁷Petersburg Nuclear Physics Institute (PNPI), Gatchina, Russia
- ²⁸Institute of Theoretical and Experimental Physics (ITEP), Moscow, Russia
- ²⁹Institute of Nuclear Physics, Moscow State University (SINP MSU), Moscow, Russia
- ³⁰Institute for Nuclear Research of the Russian Academy of Sciences (INR RAN), Moscow, Russia
- ³¹Budker Institute of Nuclear Physics (SB RAS) and Novosibirsk State University, Novosibirsk, Russia
- ³²Institute for High Energy Physics (IHEP), Protvino, Russia
- ³³Universitat de Barcelona, Barcelona, Spain
- ³⁴Universidad de Santiago de Compostela, Santiago de Compostela, Spain
- ³⁵European Organization for Nuclear Research (CERN), Geneva, Switzerland
- ³⁶Ecole Polytechnique Fédérale de Lausanne (EPFL), Lausanne, Switzerland
- ³⁷Physik-Institut, Universität Zürich, Zürich, Switzerland
- ³⁸Nikhef National Institute for Subatomic Physics, Amsterdam, The Netherlands
- ³⁹Nikhef National Institute for Subatomic Physics and VU University Amsterdam, Amsterdam, The Netherlands
- ⁴⁰NSC Kharkiv Institute of Physics and Technology (NSC KIPT), Kharkiv, Ukraine
- ⁴¹Institute for Nuclear Research of the National Academy of Sciences (KINR), Kyiv, Ukraine
- ⁴²University of Birmingham, Birmingham, United Kingdom
- ⁴³H.H. Wills Physics Laboratory, University of Bristol, Bristol, United Kingdom
- ⁴⁴Cavendish Laboratory, University of Cambridge, Cambridge, United Kingdom
- ⁴⁵Department of Physics, University of Warwick, Coventry, United Kingdom
- ⁴⁶STFC Rutherford Appleton Laboratory, Didcot, United Kingdom
- ⁴⁷School of Physics and Astronomy, University of Edinburgh, Edinburgh, United Kingdom
- ⁴⁸School of Physics and Astronomy, University of Glasgow, Glasgow, United Kingdom
- ⁴⁹Oliver Lodge Laboratory, University of Liverpool, Liverpool, United Kingdom
- ⁵⁰Imperial College London, London, United Kingdom
- ⁵¹School of Physics and Astronomy, University of Manchester, Manchester, United Kingdom
- ⁵²Department of Physics, University of Oxford, Oxford, United Kingdom
- ⁵³Syracuse University, Syracuse, NY, United States
- ⁵⁴Pontifícia Universidade Católica do Rio de Janeiro (PUC-Rio), Rio de Janeiro, Brazil
- ⁵⁵Institut für Physik, Universität Rostock, Rostock, Germany
- ^aP.N. Lebedev Physical Institute, Russian Academy of Science (LPI RAS), Moscow, Russia

^bUniversità di Bari, Bari, Italy

^cUniversità di Bologna, Bologna, Italy

^dUniversità di Cagliari, Cagliari, Italy

^eUniversità di Ferrara, Ferrara, Italy

^fUniversità di Firenze, Firenze, Italy

^gUniversità di Urbino, Urbino, Italy

^hUniversità di Modena e Reggio Emilia, Modena, Italy

ⁱUniversità di Genova, Genova, Italy

^jUniversità di Milano Bicocca, Milano, Italy

^kUniversità di Roma Tor Vergata, Roma, Italy

^lUniversità di Roma La Sapienza, Roma, Italy

^mUniversità della Basilicata, Potenza, Italy

ⁿLIFAELS, La Salle, Universitat Ramon Llull, Barcelona, Spain

^oHanoi University of Science, Hanoi, Viet Nam

^pAssociated to Universidade Federal do Rio de Janeiro (UFRJ), Rio de Janeiro, Brazil

^qAssociated to Physikalisches Institut, Ruprecht-Karls-Universität Heidelberg, Heidelberg, Germany