



# The EIB Group in the Year 2001

*Projects financed and statistics*

# EIB Group: key data

(EUR million)

## European Investment Bank

### Activity in 2001

<b>Loans signed</b> _____	<b>36 776</b>
European Union	31 184
Accession Countries	2 659
Partner Countries	2 933
<b>Loans approved</b> _____	<b>41 424</b>
European Union	35 163
Accession Countries	3 376
Partner Countries	2 884
<b>Loans disbursed</b> _____	<b>31 573</b>
From the Bank's resources	31 368
From budgetary resources	205
<b>Resources raised (after swaps)</b> _____	<b>32 172</b>
Community currencies	28 597
Non-Community currencies	3 575

### Situation as at 31.12.2001

<b>Outstandings</b>	
Loans from the Bank's resources	221 116
Guarantees provided	543
Financing from budgetary resources	2 558
Short, medium and long-term borrowings	176 027
<b>Own funds</b>	<b>23 296</b>
<b>Balance sheet total</b>	<b>209 376</b>
<b>Net profit for year</b>	<b>1 311</b>
<b>Subscribed capital</b>	<b>100 000</b>
of which paid in	6 000

## European Investment Fund

### Activity in 2001

<b>Contracts signed</b> _____	<b>1 758</b>
Venture capital (57 funds)	800
Guarantees (39 operations)	958

### Situation as at 31.12.2001

<b>Operational portfolio</b>	<b>5 340</b>
Venture capital (153 funds)	2 005
Guarantees (86 operations)	3 335
<b>Subscribed capital</b>	<b>2 000</b>
of which paid in	400
<b>Net profit for year</b>	<b>76</b>
including extraordinary profit of 60.5 million	
<b>Reserves and provisions</b>	<b>100</b>



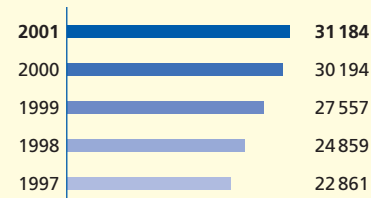
# European Investment Bank

## European union

*Loans concluded for capital investment within the European Union in 2001 totalled 31 184 million (see detailed breakdown in table below).*

*The corresponding operations were financed from own resources - made up chiefly of the proceeds of the EIB's capital market borrowings as well as its own funds (paid-in capital and reserves). These operations give rise to financial commitments for the Bank and are accounted for in its balance sheet.*

*The EIB cooperates closely with a large number of financial institutions and commercial banks, with which it concludes global loans for financing small and medium-scale projects in the industrial, service, health, education and infrastructure sectors. It also grants individual loans through the intermediary of banks and financial institutions.*



### Geographical breakdown of loans concluded (EUR million)

	2001		1997-2001	
	Amount	%	Amount	%
Belgium	365	1.2	3 091	2.3
Denmark	1 172	3.8	4 536	3.3
Germany	6 017	19.3	26 045	19.1
Greece	1 658	5.3	6 271	4.6
Spain	4 559	14.6	18 592	13.6
France	3 825	12.3	16 908	12.4
Ireland	525	1.7	1 454	1.1
Italy	5 488	17.6	22 901	16.8
Luxembourg	10	0.03	511	0.4
Netherlands	787	2.5	2 156	1.6
Austria	820	2.6	3 045	2.2
Portugal	1 799	5.8	8 098	5.9
Finland	695	2.2	2 668	2.0
Sweden	953	3.1	3 695	2.7
United Kingdom	2 337	7.5	15 626	11.4
Art.18 (1)	174	0.6	1 058	0.8
<b>European Union</b>	<b>31 184</b>	<b>100</b>	<b>136 655</b>	<b>100</b>

#### Note:

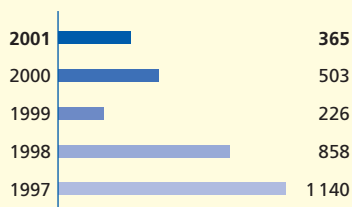
*In the following lists, the Community policy objectives with which individual loans comply are highlighted by symbols in the right-hand column. These symbols are as follows:*

- regional development
- ▲ human capital
- European communications infrastructure
- + environment and quality of life
- ▼ energy
- ★ industrial competitiveness

Unless otherwise indicated, global loans cover a number of sectors and objectives.

Amounts relating to projects appearing in these lists are expressed in millions of euro.

(1) Projects with a European dimension outside the territory of the Member States



**Finance contracts signed: 365 million**  
of which  
**Individual loans: 75 million**  
**Global loans: 290 million**

### Finance contracts signed in 2001:

#### Individual loans

**Modernisation and extension of wastewater collection and treatment facilities in Flemish Region**

*Aquafin N.V.* ..... 75.0 +

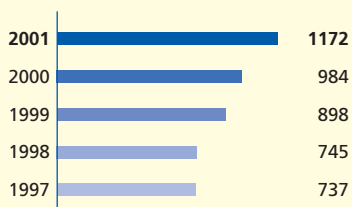
#### Global loans

**For financing small and medium-scale ventures**

- *KBC Bank N.V.* ..... 150.0  
- *Banque Bruxelles Lambert S.A.* ..... 100.0  
- *CBC Bank S.A.* ..... 40.0



Wastewater treatment



**Finance contracts signed: 1 172 million**  
of which  
**Individual loans: 1 101 million**  
**Global loans: 71 million**

**Individual loans** focused on energy (50 million), communications (686 million), education (231 million) and services (134 million), particularly in the audiovisual sector.

### Finance contracts signed in 2001:

#### Individual loans

**Construction of coal-fired heat and power cogeneration plant at Vodskov (North Jutland)**

*Nordjyllandsværket I/S* ..... 50.1 ■+▼

**Construction of Øresund rail-road fixed link between Copenhagen (Denmark) and Malmö (Sweden)**

- *Øresundforbindelsen A/S* ..... 134.0 ●  
- *Øresundskonsortiet København* ..... 185.9 ●

**Construction and upgrading of five sections of motorway in Greater Copenhagen area and Central Jutland**

*Danmarks Nationalbank* ..... 59.6 ●

**Acquisition of rolling stock and locomotives for Copenhagen's suburban lines and line across Øresund**

*Danske Statsbaner-DSB* ..... 159.6 ●

**Construction of light railway network in Copenhagen**

*Ørestadsselskabet I/S* ..... 87.4 +

**Purchase of three Ro-Ro vessels to be used on three routes between Sweden, northern Continental Europe and United Kingdom**

*Tor Line AB* ..... 59.7 ●

**Modernisation and automation of mail distribution system and installation of new automatic parcels distribution system in 10 sorting centres**

*Post Danmark A/S* ..... 27.0 ●

**Construction and upgrading of production facilities for radio and TV programmes in Ørestad (Copenhagen)**

*Danmarks Radio* ..... 106.7 ●

**Modernisation and expansion of universities and higher education institutions**

*Danmarks Nationalbank* ..... 230.7 ■▲

#### Global loans

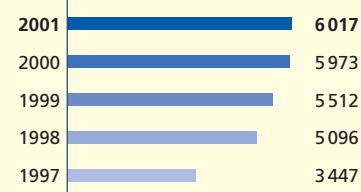
**For financing small and medium-scale ventures**

- *Nykredit Bank AS* ..... 53.8  
- *Kommunekredit* ..... 17.1



Audiovisual equipment

Finance contracts signed: 6 017 million  
of which  
Individual loans: 3 170 million  
Global loans: 2 847 million



Individual loans were provided for the health and education (999 million), communications (360 million), energy (199 million) and water management (67 million) sectors. Lending to the industrial and service sectors rose sharply to 1 544 million, 512 million of which was earmarked for research.

Individual loans in the eastern Länder accounted for 57% of the EIB's individual lending in Germany as a whole. They primarily targeted health and education (715 million), especially renovation and modernisation of hospitals in Saxony-Anhalt, Mecklenburg-Vorpommern and Thuringia, as well as upgrading, extension and conversion of educational institutions. A further noteworthy operation consists of construction of R&D facilities for semi-conductors in Dresden.

## Finance contracts signed in 2001:

### Individual loans

Construction of lignite-fired power plant replacing obsolete units (Brandenburg) \_\_\_\_\_ 179.0 ■▼+

Modernisation of power grid in southern part of Saxony-Anhalt  
MEAG - Mitteldeutsche Energieversorgung AG \_\_\_\_\_ 20.5 ■▼

Construction of tunnel under Trave river in Lübeck (Schleswig-Holstein)  
Herrentunnel Lübeck GmbH & Co KG \_\_\_\_\_ 80.0 ■●

Improvements to road network in Thuringia  
Freistaat Thüringen \_\_\_\_\_ 60.0 ■

Construction of 2 x 2-lane tunnel near Bremerhaven (Lower Saxony)  
Arbeitsgemeinschaft Wesertunnel \_\_\_\_\_ 50.0 ■●

Construction of third terminal, high-speed-train station and car park at Cologne/Bonn airport (North Rhine-Westphalia)  
Flughafen Köln/Bonn GmbH \_\_\_\_\_ 25.0 ●

Construction of new terminal at Munich airport (Bavaria) \_\_\_\_\_ 110.0 ●

Extension and upgrading of Nuremberg airport (Bavaria)  
Flughafen Nürnberg GmbH \_\_\_\_\_ 5.1 ■●

Construction of new container port terminal in Hamburg-Altenwerder  
Hamburger Hafen- und Lagerhaus AG \_\_\_\_\_ 30.0 ●

Upgrading and extension of sewerage, stormwater collection and road networks in city of Trier (Rhineland-Palatinate)  
Stadt Trier \_\_\_\_\_ 34.4 +

Construction of drinking water reservoir in Thüringer Schiefergebirge, south of Erfurt (Thuringia)  
Thüringer Talsperrenverwaltung \_\_\_\_\_ 32.6 ■+

Construction of multi-purpose pharmaceutical synthesis plant in Ingelheim (Rhineland-Palatinate)  
Boehringer Ingelheim Pharma KG \_\_\_\_\_ 30.0 +★

Replacement of obsolete coking plant in Duisburg (North Rhine-Westphalia)  
Thyssen Krupp Stahl AG \_\_\_\_\_ 400.0 ■+

Rationalisation and modernisation of several manufacturing plants for semi-finished copper products  
Kabel Metal Europa AG \_\_\_\_\_ 16.2 ■+★

Production of new generation of mini-vans in Ludwigsfelde (Brandenburg)  
DaimlerChrysler Ludwigsfelde GmbH \_\_\_\_\_ 240.0 ■

Construction of new engine test centre and development and production of a new engine series  
BMW Motoren AG \_\_\_\_\_ 150.0 ★

Construction of wafer manufacturing unit for production of microprocessors and design centre in Dresden (Saxony)  
AMD Saxony Manufacturing GmbH \_\_\_\_\_ 196.2 ■★

Construction of research, development and production site for semi-conductors in Dresden (Saxony)  
Infineon Technologies Semiconductor 300 GmbH & Co KG \_\_\_\_\_ 162.0 ■★

R&D facilities and activities in field of industrial automation and production control systems  
Siemens AG \_\_\_\_\_ 250.0 ★

Research and development facilities for diagnostics centre in pharmaceutical sector  
Roche Diagnostics GmbH \_\_\_\_\_ 100.0 ★

Modernisation of higher education infrastructure in Saxony-Anhalt  
Land Sachsen-Anhalt \_\_\_\_\_ 300.0 ■▲

Increasing capacity of primary, secondary and tertiary (lifelong learning and evening classes) educational facilities  
Land Berlin \_\_\_\_\_ 150.0 ■▲

Modernisation of higher education establishments in Saarland  
Saarland \_\_\_\_\_ 48.4 ■▲

Conversion of former military facilities into higher-education technical college in Magdeburg (Saxony-Anhalt)  
Fachhochschule Magdeburg \_\_\_\_\_ 40.0 ■▲

Renovation and extension of health-sector infrastructure in Saxony-Anhalt  
Land Sachsen-Anhalt \_\_\_\_\_ 225.0 ■▲



Industrial R&D

**Renovation and modernisation of various hospitals in Mecklenburg-Vorpommern**  
Land Mecklenburg-Vorpommern

195.4 ■▲

**Rationalisation and modernisation of hospitals in Thuringia**  
Freistaat Thüringen

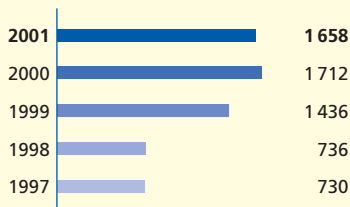
40.1 ■▲

**Global loans**

**For financing small and medium-scale ventures**

- Commerzbank AG	548.1
- Landesbank Hessen-Thüringen Girozentrale	306.8
- Deutsche Bank AG	250.0
- Norddeutsche Landesbank Girozentrale	239.8
- Bayerische Hypo- und Vereinsbank AG	
Hypovereinsbank	216.8

- Westdeutsche Landesbank Girozentrale	200.0
- Landesbank Schleswig-Holstein Girozentrale	150.0
- Kreditanstalt für Wiederaufbau - KfW	146.3
- Deutsche Kreditbank AG - DKB	120.0
- Bremer Landesbank Kreditanstalt Oldenburg-Girozentrale	110.0
- Bayerische Landesbank Girozentrale	100.0
- Deutsche Ausgleichsbank	90.4
- Landesbank Berlin Girozentrale	74.8
- Investitionsbank des Landes Brandenburg	68.8
- Landesbank Baden-Württemberg	64.2
- IKB Deutsche Industriebank AG	50.0
- DGZ - Dekabank Deutsche Kommunalbank	50.0
- Dresdner Bank AG	35.0
- Landesbank Rheinland-Pfalz Girozentrale	16.0
- Sächsische Aufbaubank GmbH	10.0



**Greece**



**Finance contracts signed: 1 658 million**

of which

**Individual loans: 1 608 million**

**Global loans: 50 million**

Individual loans covered the energy sector (143 million), communications (1 053 million) with particular emphasis on completion of the EGNATIA and PATHE trunk roads, as well as education (400 million) and industry.

**Finance contracts signed in 2001:**

**Individual loans**

**Construction of gas-fired combined-cycle power station in Komotini (Thrace)**  
DEI - Dimosia Epirisili Ilektrismou (Public Power Corporation)

43.1 ■▼

**Upgrading of power transmission and distribution networks**  
DEI - Dimosia Epirisili Ilektrismou (Public Power Corporation)

100.0 ■▼

**Construction of motorway section between Igoumenitsa and Panagia on western part of EGNATIA trunk road**  
Elliniki Dimocratia

300.0 ■●

**Construction of ring road north of Athens, forming part of Patras-Athens-Thessaloniki trunk road and linking Athens city centre to new international airport**  
Attiki Odos JV

269.7 ■●

**Construction of bridge at western end of Gulf of Corinth linking north-west region of Peloponnese to south-west mainland Greece**  
Gefyra SA

120.0 ■●

**Construction of motorway sections on EGNATIA trunk road between Grevena and Kouloura**  
Elliniki Dimocratia

100.0 ■●

**Construction of motorway section on Patras-Athens-Thessaloniki-Evzoni trunk road between Megara and Kinéta (Attica)**  
Elliniki Dimocratia

40.0 ■●

**Construction of bypass around town of Kavala and upgrading to motorway standard of Komotini-Kipi section of EGNATIA trunk road in north-east Greece**  
Elliniki Dimocratia

35.0 ■●

**Upgrading to motorway standard of Pelasgia-Gyrtoni section of Patras-Athens-Thessaloniki-Evzoni trunk road**  
Elliniki Dimocratia

29.0 ■●

**Construction of bypass around Patras, forming part of Patras-Athens-Thessaloniki-Evzoni priority trunk road**  
Elliniki Dimocratia

29.0 ■●

**Construction of two tramlines in Athens and purchase of rolling stock**  
Tram SA

100.0 ■+■

**R&D facilities and activities in field of telecommunications technologies**  
Telefonaktiebolaget LM Ericsson

30.0 ■★

**Computer research laboratory and data exchange network facilities in offices in Patras, Athens and Thessaloniki**  
Computer Technology Academic Research Institute

12.0 ■▲

**Construction of educational infrastructure in Attica region; technical upgrading and supply of teaching equipment to state schools**  
School Building Organisation SA

400.0 ■▲

**Global loans**

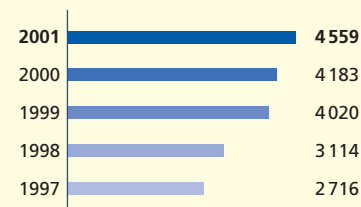
**For financing small and medium-scale ventures**  
BNP Paribas

50.0



Educational infrastructure

Finance contracts signed: 4 559 million  
of which  
Individual loans: 3 269 million  
Global loans: 1 290 million



Individual loans were advanced for the energy (638 million), communications (2 021 million), water management (58 million), industrial (505 million) and health (48 million) sectors.

## Finance contracts signed in 2001:

### Individual loans

Construction of combined-cycle power plant in San Roque (Cádiz)  
*Nueva Generadora del Sur SA* \_\_\_\_\_ 150.0 ■+▼

Upgrading and extension of electricity transmission and distribution network  
*Endesa SA* \_\_\_\_\_ 300.0 ■▼  
*Iberdrola Distribución Eléctrica SA* \_\_\_\_\_ 100.0 ■▼  
*Unión Fenosa Distribución SA* \_\_\_\_\_ 88.0 ■▼

Construction of motorway connecting A6 motorway to Ávila and tunnel through Guadarrama range and upgrading of A6 motorway (Madrid/north-western Spain)  
*Castellana de Autopistas SA Concesionaria del Estado* \_\_\_\_\_ 100.0 ■●

Second phase of León-Burgos motorway  
*GICAL S.A.* \_\_\_\_\_ 79.0 ■●

Improvements to road infrastructure  
*Comunidad Valenciana* \_\_\_\_\_ 60.1 ■●  
*Comunidad Autónoma de Castilla y León* \_\_\_\_\_ 60.0 ■●

Construction of motorway between León and Astorga (Castilla-León)  
*Autopistas de León SA* \_\_\_\_\_ 42.0 ■●

Construction of new metro line in south of Madrid metropolitan area  
*Comunidad de Madrid* \_\_\_\_\_ 400.0 ■+■

Construction of Barcelona-Baix Llobregat tram system  
*Tramvia Metropolità, S.A.* \_\_\_\_\_ 136.1 ■+■

Installation of optical fibre cables along Spain's main railway corridors and railway modernisation schemes  
*Red Nacional de los Ferrocarriles Españoles* \_\_\_\_\_ 72.0 ■●

Modernisation of railway infrastructure and rolling stock  
*Ferrocarriles de Vía Estrecha* \_\_\_\_\_ 49.0 ■

Extension of Madrid's metropolitan rail network  
*Arpegio Áreas de Promoción Empresarial SA* \_\_\_\_\_ 42.0 +

Construction of infrastructure, acquisition and modernisation of rolling stock for Valencia metro  
*Ferrocarrils de la Generalitat Valenciana* \_\_\_\_\_ 45.0 ■+■

Upgrading of long-haul fleet  
*Iberia Líneas Aéreas de España SA* \_\_\_\_\_ 265.9 ■●

Improvement and extension of Madrid/Barajas airport  
*Ente Público de Aeropuertos Españoles y Navegación Aérea* \_\_\_\_\_ 221.0 ■●

### Extension of port

- of Bilbao  
*Autoridad Portuaria de Bilbao* \_\_\_\_\_ 42.0 ■●  
- of Barcelona  
*Autoridad Portuaria de Barcelona* \_\_\_\_\_ 24.0 ■●

Road construction and rehabilitation; water supply and wastewater treatment schemes  
*Comunidad Autónoma de Andalucía* \_\_\_\_\_ 78.0 ■▼+■

Upgrading of water supply and wastewater treatment infrastructure in Valencia region  
*Entidad Pública de Saneamiento de Aguas Residuales de la Comunidad Valenciana* \_\_\_\_\_ 42.0 ■+■

Part-financing of R&D programme in telecommunications sector  
*Alcatel SA* \_\_\_\_\_ 130.0 ■★

Second phase of construction of broadband cable telecommunications network in Basque Country  
*Euskaltel SA* \_\_\_\_\_ 120.0 ■●

Purchase and launch of telecommunications satellite  
*Hispatel SA* \_\_\_\_\_ 70.0 ●

Production of new generation of mini-vans at Vitoria-Gasteiz (Basque Country)  
*Mercedes Benz España SA* \_\_\_\_\_ 270.0 ■

Construction of terephthalic acid production line at San Roque plant (Andalusia)  
*Interquisa Intercontinental Química SA* \_\_\_\_\_ 115.0 ■

Construction of performing arts centre in Valencia  
*Ciutat de les Arts i de les Ciències* \_\_\_\_\_ 120.0 ■+■

Construction of new hospital in Murcia  
*Servicio Murciano de Salud* \_\_\_\_\_ 48.0 ■▲

### Global loans

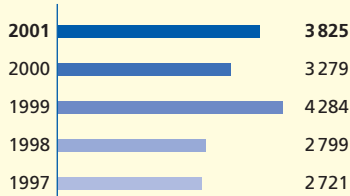
For financing small and medium-scale ventures

- *Instituto de Crédito Oficial* \_\_\_\_\_ 500.0  
- *Banco Santander Central Hispano SA* \_\_\_\_\_ 300.0  
- *Banco de Crédito Local de España SA* \_\_\_\_\_ 249.9  
- *Caja de Ahorros y Pensiones de Barcelona* \_\_\_\_\_ 150.0  
- *Caja de Ahorros de Cataluña* \_\_\_\_\_ 50.0  
- *Instituto Valenciano de Finanzas* \_\_\_\_\_ 20.0  
- *Institut Català de Finances* \_\_\_\_\_ 20.0



Madrid/Barajas Airport





**Finance contracts signed: 3 825 million**  
of which  
**Individual loans: 1 706 million**  
**Global loans: 2 119 million**

**Individual loans** were advanced for transport and communications (1 161 million), covering in particular the first operations in support of the high-speed rail link to eastern France, industry and services (500 million including 40 million for the audiovisual sector) and waste management (45 million).

## Finance contracts signed in 2001:

### Individual loans

**Construction (first phase) of high-speed rail line (TGV Est Europe) linking eastern France and Paris (Paris-Metz-Strasbourg line)**

<i>Réseau Ferré de France</i> _____	300.0	●
<i>Alsace Region</i> _____	70.0	●
<i>Champagne-Ardennes Region</i> _____	40.0	●
<i>Lorraine Region</i> _____	100.0	●

**Rehabilitation and upgrading of French section of Mont Blanc Tunnel**  
*Autoroute et Tunnel du Mont Blanc - ATMB* \_\_\_\_\_

60.0 ●

**A29: Neuchâtel-Amiens-St Quentin section of Le Havre-St Quentin motorway**  
*SANEF - Société des Autoroutes du Nord et de l'Est de la France* \_\_\_\_\_

56.0 ■●

**A66: Toulouse-Pamiers section of Paris-Toulouse-Barcelona motorway**  
*ASF - Société des Autoroutes du Sud de la France SA* \_\_\_\_\_

29.0 ■●

**A83: Oulmes-Niort section of Nantes-Niort motorway**  
*ASF - Société des Autoroutes du Sud de la France SA* \_\_\_\_\_

24.0 ■●

**A20: Brive-Cahors-Montauban section of Vierzon-Montauban motorway**  
*ASF - Société des Autoroutes du Sud de la France SA* \_\_\_\_\_

22.0 ■●

**Extension of Toulouse metro (Midi-Pyrénées)**

*Syndicat Mixte des Transports en Commun de l'Agglomération de Toulouse* \_\_\_\_\_

100.0 +

**Extension and modernisation of commercial port of Le Havre**

*Port Autonome du Havre* \_\_\_\_\_

140.0 ■●

**Part-financing of R&D programme in telecommunications sector**

*Alcatel SA* \_\_\_\_\_

220.0 ■★

**Construction of urban waste processing and recycling plant near Melun (Ile-de-France)**

*Syndicat Mixte Intercommunal de Traitement d'Ordures Ménagères du Centre Ouest Seine et Marnais - SMITOM* \_\_\_\_\_

45.0 +

**Rationalisation and modernisation of several manufacturing plants for semi-finished copper products**

*Kabel Metal Europa AG* \_\_\_\_\_

8.2 ■+★

**New "Yaris" production plant near Valenciennes (Nord - Pas-de-Calais)**

*Toyota Motor Corporation* \_\_\_\_\_

65.0 ■

**Design and production of new MPV model in Hordain (Nord - Pas-de-Calais)**

*Sevelnord SA (Groupe PSA Peugeot Citroën and Groupe FIAT)* \_\_\_\_\_

200.0 ■★

**Design, development and production start-up of new automotive diesel engine at Trémery site (Moselle)**

*Peugeot SA Groupe PSA Peugeot Citroën* \_\_\_\_\_

120.0 ■+

**Modernisation of wood-based panel manufacturing facilities at three sites, Lure (Haute-Saône), Creusot (Saône-et-Loire) and Ussel (Corrèze)**

*SONAE SGPS SA* \_\_\_\_\_

50.0 ■+

**Modernisation and expansion of three aluminium foundries producing components for automobile industry in Cléon (Haute-Normandie) and Ingrandes-sur-Vienne (Poitou-Charentes)**

*Teksid SPA* \_\_\_\_\_

17.0 ■★

**Part-financing of investment relating to creation, production and distribution of audiovisual and multimedia works in France and other EU countries**

*Coficiné* \_\_\_\_\_

20.0 ★

*Cofilosiris* \_\_\_\_\_

20.0 ★

### Global loans

**For financing small and medium-scale ventures**

- *BNP Paribas* \_\_\_\_\_

400.0

- *Dexia Municipal Agency* \_\_\_\_\_

344.7

- *Société Générale* \_\_\_\_\_

325.0

- *Dexia Crédit Local* \_\_\_\_\_

300.0

- *Caisse Nationale de Crédit Agricole SA* \_\_\_\_\_

200.0

- *Caisse Nationale des Caisses d'Epargne et de Prévoyance* \_\_\_\_\_

150.0

- *Crédit Commercial de France SA* \_\_\_\_\_

149.6

- *Crédit du Nord SA* \_\_\_\_\_

100.0

- *Banque Fédérative du Crédit Mutuel* \_\_\_\_\_

100.0

- *BDPME/Crédit d'Équipement des petites et moyennes entreprises SA* \_\_\_\_\_

50.0



Autonomous Port of Le Havre

**Finance contracts signed: 525 million**  
*of which*  
**Individual loans: 425 million**  
**Global loans: 100 million**



**Individual loans** were devoted to energy schemes (200 million) and communications (225 million).

## Finance contracts signed in 2001:

### Individual loans

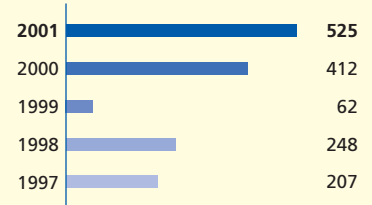
**Extension of the natural gas transmission network**  
*Bord Gais Eireann* ..... 200.0 ■▼

**Upgrading of infrastructure at Cork, Dublin and Shannon airports**  
*AER Rianta CPT Ltd* ..... 125.0 ■●

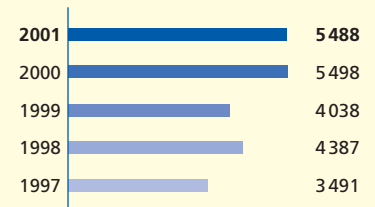
**R&D facilities and activities in field of telecommunications technologies**  
*Telefonaktiebolaget LM Ericsson* ..... 100.0 ■★

### Global loans

**For financing small and medium-scale ventures**  
*Allied Irish Banks plc* ..... 100.0



Modernisation of telecommunications networks



**Finance contracts signed: 5 488 million**  
*of which*  
**Individual loans: 3 112 million**  
**Global loans: 2 376 million**



**Individual loans** were divided between the energy sector (1 270 million), mainly for power transmission and distribution, communications (860 million), water management and environmental infrastructure (296 million), as well as industry and services (686 million).

## Finance contracts signed in 2001:

### Individual loans

**Upgrading of power generation capacity**  
*Enel Produzione S.p.A.* ..... 500.0 ■▼+

**Modernisation of power grids in central and southern Italy**  
*Enel Distribuzione S.p.A.* ..... 500.0 ■▼

**Upgrading and expansion of electricity transmission network**  
*T.E.R.N.A. - Trasmissione Elettricit  Rete Nazionale S.p.A.* ..... 250.0 ■▼

**Development of two offshore gas fields, east of Ancona, in the Adriatic**  
*Edison Gas S.p.A.* ..... 20.0 ▼

**Construction of Milan-Bologna section of high-speed rail network**  
*Treno Alta Velocit  - TAV S.p.A.* ..... 200.0 ●

**Widening of part of Florence-Bologna section of A1 motorway**  
*Autostrade - Concessioni e Costruzioni Autostrade S.p.A.* ..... 150.0 ■●

**Modernisation and technical upgrading of around 20 ports**  
*Repubblica Italiana* ..... 300.0 ■●

**Construction of new fixed and mobile telecommunications network**  
*Wind Telecomunicazioni SpA* ..... 170.0 ■●

**R&D facilities and activities in field of telecommunications technologies**  
*Telefonaktiebolaget LM Ericsson* ..... 40.0 ■★

**Urban renewal schemes in**

- Salerno (Campania)  
*Comune di Salerno* ..... 25.0 ■+
- Rimini (Emilia-Romagna)  
*Comune di Rimini* ..... 40.0 +

- Reggio nell'Emilia (Emilia-Romagna)  
*Comune Reggio Emilia* ..... 25.0 +

- Lecce  
*Comune di Lecce* ..... 25.0 ■+

**Co-financing with Structural Funds of schemes forming part of Regional Operational Programme under 2000-2006 Community Support Framework**  
*Regione Basilicata* ..... 154.7 ■+▲

**Conversion of historic buildings into high-quality hotel, restoration of church and landscaping on San Clemente island, Venice**  
*San Clemente Resort srl* ..... 30.0 +

**Conservation and protection of Venice lagoon; waste water collection and treatment and urban renewal schemes**  
*Regione del Veneto* ..... 25.8 ■+

**Modernisation and expansion of three aluminium foundries producing components for automobile industry in Carmagnola (Turin)**  
*Teksid SpA* ..... 33.0 ■★

**Rationalisation and modernisation of several manufacturing plants for semi-finished copper products**  
*Kabel Metal Europa AG* ..... 25.6 ■+★

**Upgrading of Falconara Marittima refinery (Marche)**  
*API Raffineria di Ancona SpA* ..... 15.0 +

**Modernisation and expansion of production capacity at three cardboard plants in Magenta (Lombardy), Villa S. Lucia (Lazio) and Santa Giustina (Veneto)**  
*Reno de Medici S.p.A.* ..... 38.7 ■+

**Fire-fighting equipment for forestry protection**  
*Repubblica italiana* ..... 94.0 ■+



Thermal power station at La Casella

**Reorganisation of logistics network for postal services and modernisation of post offices**

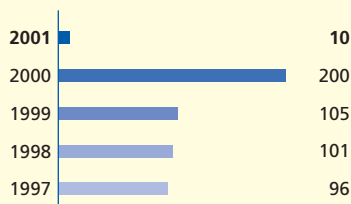
Poste Italiane \_\_\_\_\_ 450.0 ■●

**Global loans**

**For financing small and medium-scale ventures**

- Gruppo Banca Intesa - BCI \_\_\_\_\_ 450.0  
 - Locat Leasing S.p.A. Absolute Funding Srl \_\_\_\_\_ 400.0  
 - Banca Nazionale del Lavoro S.p.A. \_\_\_\_\_ 350.0  
 - Banca OPI S.p.A. \_\_\_\_\_ 300.0  
 - Mediobanca S.p.A. \_\_\_\_\_ 150.0

- Banca Antoniana-Popolare Veneta - Interbanca S.p.A. \_\_\_\_\_ 100.0  
 - Mediocredito Centrale S.p.A. \_\_\_\_\_ 100.0  
 - Banca Popolare di Verona SCARL \_\_\_\_\_ 100.0  
 - Efibanca S.p.A. \_\_\_\_\_ 80.0  
 - Banca Popolare di Sondrio SCARL \_\_\_\_\_ 75.0  
 - Cassa di Risparmio di Firenze S.p.A. \_\_\_\_\_ 75.0  
 - Banca Monte dei Paschi di Siena S.p.A. \_\_\_\_\_ 75.0  
 - Credito Emiliano S.p.A - CredemLeasing S.p.A. \_\_\_\_\_ 50.0  
 - Banca Popolare di Bergamo - Credito Varesino - BPB Leasing S.p.A. \_\_\_\_\_ 50.0  
 - Cassa di Risparmio di Padova e Rovigo S.p.A. \_\_\_\_\_ 20.7



# Luxembourg

## Finance contracts signed in 2001:

**Individual loans**

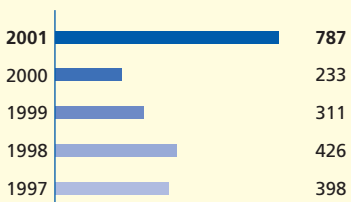
**Construction of an innovative steel waste treatment facility**

Primorec SA \_\_\_\_\_ 10.0 ■+★

**Finance contracts signed: 10 million**

of which

**Individual loans: 10 million**



# Netherlands

**Individual loans** were advanced in favour of communications (400 million) and water management (174 million).

## Finance contracts signed in 2001:

**Individual loans**

**Construction of high-speed railway line between Amsterdam, Schiphol Airport, Rotterdam and Belgian border**

Infraspeed BV \_\_\_\_\_ 400.0 ●

**Modernisation and extension of water supply system in southern Netherlands**

Waterleiding Maatschappij Limburg NV \_\_\_\_\_ 100.0 +

**Finance contracts signed: 787 million**

of which

**Individual loans: 574 million**

**Global loans: 213 million**

**Improvement of sewerage networks in the Hague region**

Hoogheemraadschap van Delfland \_\_\_\_\_ 74.0 +

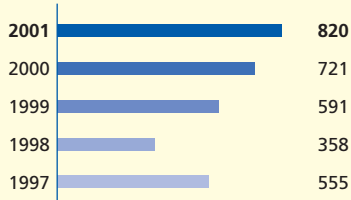
**Global loans**

**For financing small and medium-scale ventures**

- Bank Nederlandse Gemeenten NV \_\_\_\_\_ 100.0  
 - Cooperatieve Centrale Raiffeisen - Boerenleenbank BA \_\_\_\_\_ 75.0  
 - SNS Bank Nederland NV \_\_\_\_\_ 37.5



Construction of HSL-Zuid



# Austria

**Individual loans** were concentrated on communications (72 million), water management (16 million), industry (182 million) and health and education (150 million).

## Finance contracts signed in 2001:

**Individual loans**

**Fleet modernisation and expansion**

Tyrolean Airways Tiroler Luftfahrt AG \_\_\_\_\_ 58.4 ●

**Acquisition of three A320 Airbuses for renewal and expansion of medium-haul fleet**

Austrian Airlines Österreichische Luftverkehrs AG \_\_\_\_\_ 13.5 ●

**Extension and upgrading of Vienna's main wastewater treatment plant**

Entsorgungsbetriebe Simmering GmbH \_\_\_\_\_ 16.0 +

**Extension and Upgrading of R&D and production site for power chips in Villach (Kärnten)**

Infineon Technologies Villach AG \_\_\_\_\_ 80.0 ★

**Construction of polyolefin plant and R&D facilities and activities in Schwechat, near Vienna**

Borealis GmbH \_\_\_\_\_ 52.0 ➔★

**R&D activities and modernisation of production plant at Linz site (Upper Austria)**

Voest-Alpine Stahl Linz GmbH \_\_\_\_\_ 50.0 ★

**Refurbishment and construction of state schools and universities**

Bundessimmobiliengesellschaft mBH \_\_\_\_\_ 100.0 ■➔▲

**Extension and upgrading of hospital facilities in Mistelbach, north of Vienna (Lower Austria)**

Gemeindeverband Allgemeines Öffentliches Krankenhaus \_\_\_\_\_ 20.0 ■▲

**Construction of hospital in Vöcklabruck (Upper Austria), replacing two obsolete existing establishments**

Landeskrankenhaus Errichtungs- und Vermietungs GmbH \_\_\_\_\_ 30.0 ▲

**Global loans**


**For financing small and medium-scale ventures**

- Bank Austria AG \_\_\_\_\_ 217.0  
 - Raiffeisen Zentralbank Österreich AG \_\_\_\_\_ 74.1  
 - Kommunalkredit Austria AG \_\_\_\_\_ 50.0  
 - Erste Bank der Österreichischen Sparkassen AG \_\_\_\_\_ 38.4  
 - Bank für Arbeit und Wirtschaft AG \_\_\_\_\_ 20.9

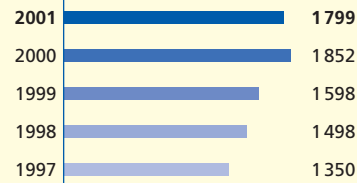


Chemical industry R&D

**Finance contracts signed: 1 799 million**  
*of which*  
**Individual loans: 1 799 million**



**Individual loans** supported the energy (115 million), communications (1 532 million, half of which for railway and urban infrastructure), water management (18 million) and industrial (135 million) sectors.



**Finance contracts signed in 2001:**

**Individual loans**

**Extension of natural gas transmission and distribution network in north-western Portugal**

Portgás Sociedade de Produção e Distribuição de Gás, S.A. \_\_\_\_\_ 20.0 ■▼

**Construction of hydro-power plant on river Guadiana (Alentejo)**

Empresa de Desenvolvimento e Infra-estruturas do Alqueva, S.A. \_\_\_\_\_ 65.0 ■▼

**Extension of power generation and distribution capacity in the Azores**

Electricidade dos Açores, S.A. \_\_\_\_\_ 30.0 ■▼+

**Modernisation of rolling stock**

CP - Caminhos de Ferro Portugueses, EP \_\_\_\_\_ 100.0 ■●

**Modernisation of railway line connecting Lisbon to Alentejo and Algarve regions**

REFER - Rede Ferroviária Nacional, EP \_\_\_\_\_ 90.0 ■●

**Modernisation and extension of two railway lines in northern Portugal**

REFER - Rede Ferroviária Nacional, EP \_\_\_\_\_ 59.9 ■➔

**Construction of motorway in central Portugal**

LUSOS CUT - Auto-Estradas das Beiras Litoral e Alta, S.A. \_\_\_\_\_ 470.0 ■●

**Construction and operation of a motorway in southern Portugal**

EUROSCUT - Sociedade Concessionária da Scut do Algarve, S.A. \_\_\_\_\_ 130.0 ■●

**Extension of motorway network**

Brisa Auto-Estradas de Portugal, S.A. \_\_\_\_\_ 60.0 ■●

**Extension and upgrading of Lisbon's metro system**

Metropolitano de Lisboa, EP \_\_\_\_\_ 230.0 ■➔

**Creation of light metro system serving Greater Oporto area**

Metro do Porto, S.A. \_\_\_\_\_ 200.0 ■➔

**Technical upgrading of facilities at three airports**

ANA - Aeroportos de Portugal S.A. \_\_\_\_\_ 29.9 ■●

**Modernisation of air traffic control systems**

Navegação Aérea de Portugal NAV, EP \_\_\_\_\_ 12.5 ■●

**Modernisation of fixed telephony network**

Portugal Telecom, S.A. \_\_\_\_\_ 150.0 ■●

**Improvements to water supply and wastewater treatment infrastructure**

Águas de Gaia, EM \_\_\_\_\_ 17.5 ■➔

**Expansion of tyre factory in Lousado, northern Portugal (Minho)**

Continental Mabor, S.A. \_\_\_\_\_ 40.0 ■

**Upgrading and expansion of pharmaceutical manufacturing facilities and R&D centre in Loures (near Lisbon)**

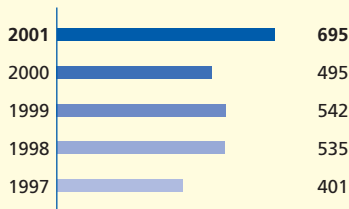
Hovione Farma Ciência, S.A. \_\_\_\_\_ 24.6 ■★

**Construction and operation of three wholesale markets in Faro (south), Braga (north-west) and Lisbon (centre)**

Mercado Abastecedor da Região de Faro, S.A.; Mercado Abastecedor da Região do Noroeste S.A.; Mercado Abastecedor da Região de Lisboa, S.A. \_\_\_\_\_ 70.0 ■➔



Faro Airport



**Finance contracts signed: 695 million**  
of which  
**Individual loans: 645 million**  
**Global loans: 50 million**

Individual loans were directed towards energy (9 million), communications (174 million), water management and urban infrastructure (405 million), industry (45 million) and education (12 million).

## Finance contracts signed in 2001:

### Individual loans

Rehabilitation of combined heat and power plant and improvements to urban infrastructure  
*City of Tampere* \_\_\_\_\_ 16.8 +

Technical upgrading of Helsinki-Tampere-Seinäjoki rail line  
*Suomen Tasavalta (Republic of Finland)* \_\_\_\_\_ 33.6 ■●

Construction of Paimio-Muurla section of E18 motorway  
*Suomen Tasavalta (Republic of Finland)* \_\_\_\_\_ 50.5 ●

Creation of third mobile telephony network  
*Suomen 2 G Oy* \_\_\_\_\_ 90.0 ●

Water supply and wastewater collection and treatment network in city of Turku  
*Turku Regional Water* \_\_\_\_\_ 50.0 +

Rehabilitation and extension of district heating networks and municipal infrastructure  
*City of Oulu* \_\_\_\_\_ 34.0 +

Urban renewal and construction of schools and day-care centres in Vantaa, east of Helsinki  
*City of Vantaa* \_\_\_\_\_ 25.1 +▲

Construction of social housing and rehabilitation of old housing  
*The Housing Fund of Finland* \_\_\_\_\_ 300.0 +

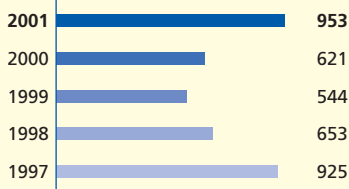
Upgrading of wood production and mechanical processing capacities on three sites at Kaskinen, Suolahti and Punkaharju, southern Finland  
*Finnforest Oyj* \_\_\_\_\_ 45.0 ■

### Global loans

For financing small and medium-scale ventures  
*Finnvera Oyj* \_\_\_\_\_ 50.0



Urban regeneration in Vantaa



**Finance contracts signed: 953 million**  
of which  
**Individual loans: 875 million**  
**Global loans: 78 million**

Individual loans were devoted to energy (77 million), communications (541 million), urban infrastructure (33 million) as well as industry and services (225 million).

## Finance contracts signed in 2001:

### Individual loans

Construction of a biomass-fuelled combined heat and power plant in Östersund  
*Jaemtkraft AB* \_\_\_\_\_ 30.6 ■+

Extension and renovation of district heating, cooling and power supply networks in Greater Stockholm area  
*Birka Vaerme Stockholm* \_\_\_\_\_ 27.7 ▼+

Construction of combined heat and power plant in Eskilstuna, west of Stockholm  
*Eskilstuna Energi Och Miljoe AB* \_\_\_\_\_ 18.5 +

Construction of southern section of Stockholm ring road  
*Swedish National Road* \_\_\_\_\_ 105.4 +

Construction of Öresund rail-road fixed link between Copenhagen (Denmark) and Malmö (Sweden)  
*Öresundskonsortiet København* \_\_\_\_\_ 5.0 ●

Design, manufacture and commissioning of 75 metro train sets for public transport system in Greater Stockholm area  
*Storstockholms Lokaltrafik AB* \_\_\_\_\_ 105.4 +

Modernisation of short and medium-haul fleet  
*Scandinavian Airline System SAS* \_\_\_\_\_ 37.6 ●

Expansion and modernisation of facilities at port of Göteborg  
*Port of Göteborg SA* \_\_\_\_\_ 27.3 ●

R&D facilities and activities in field of telecommunications technologies  
*Telefonaktiebolaget LM Ericsson* \_\_\_\_\_ 200.0 ■★

Extension of pan-European fibre-optic telecommunications network  
*Telia AB* \_\_\_\_\_ 60.0 ●

Urban renewal and modernisation of road and public transport infrastructure in municipality of Norrköping, south-west of Stockholm  
*Municipality of Norrköping* \_\_\_\_\_ 32.9 +

Upgrading and expansion of speciality metals manufacturing facilities in Sandviken, north of Stockholm  
*Sandvik AB* \_\_\_\_\_ 75.4 ■



Development of telecommunications technologies

Upgrading of paper mill in Husum, north of Stockholm  
M-Real Oyj \_\_\_\_\_ 150.0 ■

#### Global loans

For financing small and medium-scale ventures  
- Svensk Exportkredit AB \_\_\_\_\_ 34.0  
- Föreningsparbanken AB Swedbank \_\_\_\_\_ 43.7

Finance contracts signed: 2 337 million  
of which  
Individual loans: 1 734 million  
Global loans: 603 million

## United Kingdom



Individual loans focused on energy (144 million), communications (736 million, three-quarters of which for improvement of telecommunications networks), water management together with urban infrastructure (641 million) and health and education (212 million).

### Finance contracts signed in 2001:

#### Individual loans

Extension and refurbishment of power grid in North West and development of power generation in England and Wales  
United Utilities PLC \_\_\_\_\_ 144.3 ■▼+

Acquisition of new freight wagons  
Ahaus Alstätter Eisenbahn AG \_\_\_\_\_ 30.0 ●

Upgrading of bus fleet  
Stagecoach Holdings plc \_\_\_\_\_ 67.0 ■+

Modernisation of Gatwick and Stansted airports, near London  
Gatwick Airport Ltd \_\_\_\_\_ 54.8 ●  
Stansted Airport Ltd \_\_\_\_\_ 54.8 ●

Improvement and extension of capacity of mobile telecommunications network  
One 2 One Personal Communications \_\_\_\_\_ 484.3 ●

Extension of pan-European fibre-optic telecommunications network  
Telia AB \_\_\_\_\_ 45.0 ●

Upgrading of water supply and wastewater treatment infrastructure in - the Midlands  
Severn Trent Water Ltd \_\_\_\_\_ 240.5 +

- Yorkshire  
Yorkshire Water Services Ltd \_\_\_\_\_ 160.3 +

Urban regeneration including rehabilitation and construction of social housing  
Halifax plc \_\_\_\_\_ 240.5 ■+

Refurbishment and modernisation of twenty schools in Kirklees (Yorkshire)  
Kirklees Schools Services Ltd \_\_\_\_\_ 40.4 ■▲

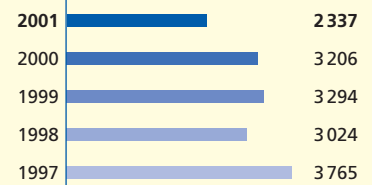
Refurbishment of eighteen schools in Edinburgh  
Edinburgh Schools Partnership Ltd \_\_\_\_\_ 58.8 ▲

Restructuring of in-patient and out-patient services in four hospitals in Dudley (West Midlands)  
Summit Healthcare (Dudley) Ltd \_\_\_\_\_ 113.0 ■▲

#### Global loans

For financing small and medium-scale ventures  
- Barclays Bank PLC \_\_\_\_\_ 240.5  
- Lloyds TSB Bank plc \_\_\_\_\_ 81.5  
- Close Brothers Ltd \_\_\_\_\_ 80.8  
- The Co-operative Bank p.l.c. \_\_\_\_\_ 40.2

For financing energy efficiency schemes  
- Barclays Bank PLC \_\_\_\_\_ 160.3



Hospital care service

## Projects financed under Article 18 of the Statute

A total of 174 million was made available for energy projects of direct interest to the European Union but located outside the territory (Norway and Iceland) of the Member States.

### Finance contracts signed in 2001:

#### Norway

##### Individual loans

Development of Åsgard gas fields off Norwegian coast and laying of related gaslines to Germany  
Total Norge AS \_\_\_\_\_ 135.0 ▼

#### Iceland

##### Individual loans

Upgrading of water and electricity distribution networks in Reykjavik  
City of Reykjavik \_\_\_\_\_ 39.4 +

2001	2 659
2000	2 948
1999	2 373
1998	2 375
1997	1 544

## Accession Countries

	2001		1997-2001	
	Total	(of which Pre-Accession Facility)	Total	(of which Pre-Accession Facility)
<b>CENTRAL EUROPE</b>	<b>2 584</b>	<b>2 210</b>	<b>11 485</b>	<b>6 415</b>
Poland	1 144	1 144	3 502	3 037
Hungary	483	443	1 303	1 168
Czech Republic	390	390	1 855	1 295
Slovenia	223	188	848	703
Bulgaria	130		703	
Slovak Republic	79		904	
Lithuania	55	5	196	5
Romania	40		1 865	
Estonia	35	35	132	112
Latvia	5	5	177	95
<b>MEDITERRANEAN</b>	<b>75</b>	<b>75</b>	<b>413</b>	<b>325</b>
Cyprus	50	50	385	300
Malta	25	25	28	25
<b>Total</b>	<b>2 659</b>	<b>2 285</b>	<b>11 898</b>	<b>6 740</b>

The amounts of loans financed under the Pre-Accession Facility appear *in italics*.  
The amounts relating to projects featured in this list are expressed in millions of euro.



Railway modernisation

### Central Europe

**2 584.0**

#### Poland

**1 144.0**

Rehabilitation of national roads  
*Republic of Poland* \_\_\_\_\_

150.0

Improvement of cross-border road  
connections between Poland and Czech  
and Slovak Republics  
*Republic of Poland* \_\_\_\_\_

140.0

Reconstruction of road infrastructure  
between Krzywa and Bielany  
(near Wrocław) on Pan-European  
Corridor III (A4 motorway)  
*Republic of Poland* \_\_\_\_\_

80.0

Rehabilitation and modernisation of  
priority sections of rail network  
*PKP Polskie Linie Kolejowe SA* \_\_\_\_\_

80.0

Development of fibre-optic  
telecommunications network  
*Energis Polska SP Zoo* \_\_\_\_\_

125.0

Extension of pan-European fibre-optic  
telecommunications network  
*Telia AB* \_\_\_\_\_

40.0

Improvements to wastewater systems and  
other municipal infrastructure in Lodz  
*City of Lodz* \_\_\_\_\_

31.0

Improvements to water and wastewater  
systems and other municipal infrastructure  
in Szczecin  
*City of Szczecin* \_\_\_\_\_

20.0

Emergency aid programme for  
reconstruction and repair of  
infrastructure following floods  
of July 2001  
*Republic of Poland* \_\_\_\_\_

250.0

Upgrading of healthcare and  
educational infrastructure in city  
of Lodz  
*City of Lodz* \_\_\_\_\_

25.0

Financing for small and medium-scale  
ventures  
Global loan to  
- *ABN Amro Bank NV* \_\_\_\_\_ 50.0  
- *Powszechny Bank Kredytowy SA W  
Warszawie* \_\_\_\_\_ 50.0  
- *Bank Gospodarstwa Krajowego* \_\_\_\_\_ 50.0  
- *BRE Bank SA* \_\_\_\_\_ 33.0  
- *BRE Leasing Sp Zoo* \_\_\_\_\_ 20.0

#### Hungary

**483.0**

Rehabilitation of three railway lines  
on Pan-European Corridors IV and V  
- *Magyar Allamvasutak Rt* \_\_\_\_\_ 60.0  
- *Republic of Hungary* \_\_\_\_\_ 90.0

Rehabilitation and upgrading of railway  
network  
*Republic of Hungary* \_\_\_\_\_

40.0

R&D facilities for telecommunications  
technologies  
*Telefonaktiebolaget LM Ericsson* \_\_\_\_\_

30.0

<b>Extension of pan-European fibre-optic telecommunications network</b> <i>Telia AB</i> _____	5.0	<b>Bulgaria</b>	<b>130.0</b>
<b>Upgrading of municipal solid waste processing and wastewater treatment infrastructure</b> <i>Republic of Hungary</i> _____	43.0	<b>Rehabilitation of priority national roads</b> <i>Republic of Bulgaria</i> _____	30.0
<b>Reconstruction of basic infrastructure damaged by Tisza floods, north-eastern Hungary</b> <i>Republic of Hungary</i> _____	60.0	<b>Upgrading of Plovdiv-Dimitrovgrad-Svilengrad railway line</b> <i>Republic of Bulgaria</i> _____	70.0
<b>Financing for small and medium-scale ventures</b> <b>Global loan to</b> - <i>Bank Austria Creditanstalt Hungary Rt</i> _____	20.0	<b>Financing for small and medium-scale ventures</b> <b>Global loan to</b> - <i>Hypovereinsbank Bulgaria GmbH</i> _____	20.0
- <i>Inter Europa Bank Rt</i> _____	20.0	- <i>First Investment Bank Ltd</i> _____	10.0
- <i>Raiffeisen Bank Rt</i> _____	35.0	<b>Slovak Republic</b>	<b>79.0</b>
- <i>HVB Bank Hungary Rt</i> _____	80.0	<b>Construction of road bridge over Danube and several sections of urban access roads in Bratislava</b> <i>Metro Bratislava a.s.</i> _____	45.0
<b>Czech Republic</b>	<b>390.0</b>	<b>Realignment and technical upgrading of Hronsky Benadik-Nova Bana and Nova Bana-Rudno nad Hronom sections of I/65 road</b> <i>Slovak Republic</i> _____	34.0
<b>Development of motorway network</b> <i>Czech Republic</i> _____	170.0	<b>Lithuania</b>	<b>55.0</b>
<b>Extension of pan-European fibre-optic telecommunications network</b> <i>Telia AB</i> _____	25.0	<b>Construction and upgrading of road sections of Pan-European Corridors (Via Baltica, Via Hanseatica and Vilnius-Klaipeda motorway)</b> <i>Lithuanian Road Administration</i> _____	50.0
<b>Upgrading and extension of municipal infrastructure networks</b> <i>City of Prague</i> _____	70.0	<b>Extension of pan-European fibre-optic telecommunications network</b> <i>Telia AB</i> _____	5.0
<b>Financing for small and medium-scale ventures</b> <b>Global loan to</b> - <i>HVB Bank Czech Republic AS</i> _____	100.0	<b>Romania</b>	<b>40.0</b>
- <i>Bank Austria Creditanstalt Czech Republic a.s.</i> _____	25.0	<b>Financing for small and medium-scale ventures</b> <b>Global loan to</b> - <i>Citibank Romania SA</i> _____	20.0
<b>Slovenia</b>	<b>223.0</b>	- <i>HVB Bank Romania SA</i> _____	20.0
<b>Upgrading and extension of water supply and wastewater disposal networks</b> <i>Ekolosko Razvojni Sklad Republike Slovenije PF</i> _____	10.0	<b>Estonia</b>	<b>35.0</b>
<b>Expansion and modernisation of fixed telecommunications network</b> <i>Telekom Slovenije, d.d.</i> _____	100.0	<b>Extension of pan-European fibre-optic telecommunications network</b> <i>Telia AB</i> _____	5.0
<b>Expansion and upgrading of GSM mobile telephony network</b> <i>Mobitel Telekomunikacijske Storitve d.d.</i> _____	48.0	<b>Financing for small and medium-scale ventures in Estonia, Latvia and Lithuania</b> <b>Global loan to Hansabank</b> _____	30.0
<b>Expansion and modernisation of fixed telecommunications network</b> <i>Telekom Slovenije, d.d.</i> _____	35.0	<b>Latvia</b>	<b>5.0</b>
<b>Financing for small and medium-scale ventures</b> <b>Global loan to Bank Austria d.d., Ljubljana</b> _____	30.0	<b>Extension of pan-European fibre-optic telecommunications network</b> <i>Telia AB</i> _____	5.0
<b>Mediterranean</b>	<b>75.0</b>	<b>Malta</b>	<b>25.0</b>
<b>Cyprus</b>	<b>50.0</b>	<b>Financing for small and medium-scale ventures</b> <b>Global loan to Bank of Valletta plc</b> _____	25.0
<b>Equipping of new hospital in Nicosia</b> <i>Republic of Cyprus</i> _____	50.0		



Wastewater treatment in Hungary



Agricultural processing in Malta



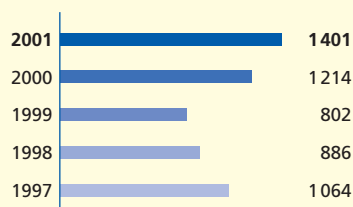
# Partner Countries

	2001		1997-2001	
	Total	of which budgetary resources	Total	of which budgetary resources
Euro-Mediterranean Partnership Countries	1 401	6	5 366	202
ACP/OCT	520	332	1 896	989
South Africa	150		776	
Asia and Latin America	543		2 124	
Balkans	319		625	
<b>Total</b>	<b>2 933</b>	<b>338</b>	<b>10 787</b>	<b>1 191</b>

In the following list, loans from own resources are indicated by ❖, and financing operations from budgetary resources by ▶.

The amounts relating to projects featured in this list are expressed in millions of euro.

## Euro-Mediterranean Partnership Countries



<b>Maghreb Countries</b>	<b>730.0</b>	<b>Other</b>	<b>485.0</b>		
<b>Morocco</b>	<b>280.0</b>	<b>Turkey</b>	<b>370.0</b>		
Construction of pumped storage power plant, south-east of Casablanca <i>Office National de l'Electricité</i> _____	90.0	❖	Wastewater treatment and sewerage networks in city of Mersin on Mediterranean coast <i>Mersin Water &amp; Sewerage Administration</i> _____	60.0	❖
Construction of two motorways between Sidi El Yamani and Tangier and between Casablanca and El Jadida <i>Société Nationale des Autoroutes du Maroc</i> _____	100.0	❖	Urban development in Eskisehir <i>Eskisehir Bueyueksehir Belediyesi</i> _____	110.0	❖
Improvement of drinking water supply in a number of Moroccan towns <i>Office National de l'Eau Potable</i> _____	50.0	❖	Rehabilitation and reconstruction of industrial installations in earthquake-damaged regions <i>Republic of Turkey</i> _____	75.0	❖
Rehabilitation of hydro-agricultural equipment belonging to Regional Agricultural Development Agencies <i>Kingdom of Morocco</i> _____	40.0	❖	Financing for small and medium-scale ventures Global loan to: - <i>Turkiye Vakiflar Bankasi Tao</i> - <i>Turkiye Sinai Kalkinma Bankasi AS</i> - <i>Sinai Yatirim Bankasi AS</i> _____	125.0	❖
<b>Algeria</b>	<b>225.0</b>		<b>Syria</b>	<b>115.0</b>	
Construction of drinking water supply network between Taksebt dam and Algiers <i>Banque Algérienne de Développement</i> _____	225.0	❖	Upgrading of medium-voltage power distribution facilities <i>Syrian Arab Republic</i> _____	115.0	❖
<b>Tunisia</b>	<b>225.0</b>		<b>Mashreq Countries</b>	<b>180.0</b>	
Upgrading and construction of road network around lake of Bizerte, north of Tunis <i>Republic of Tunisia</i> _____	30.0	❖	<b>Egypt</b>	<b>180.0</b>	
Upgrading of drinking water supply to eastern coastal regions of Sahel and Sfax <i>Société Nationale d'Exploitation et de Distribution des Eaux SA</i> _____	95.0	❖	Construction of natural gas-fired combined-cycle power plant in Cairo <i>Egyptian Electricity Holding Company</i> _____	150.0	❖
Financing for small and medium-scale ventures mounted by Tunisian enterprises <i>10 Tunisian banks</i> _____	100.0	❖	Financing for small and medium-scale ventures Global loan to Export Development Bank of Egypt _____	30.0	❖
			<b>Mediterranean Group</b>	<b>6.0</b>	
			Financing for participations in investment funds Conditional loan to EFG-Hermes Middle East Technology Fund Ltd _____	6.0	▶



Support for SMEs in Tunisia

## African, Caribbean, Pacific (ACP) States and OCT

### Africa 444.4

#### Africa Group 10.0

Participation in capital of investment fund dedicated to equity or quasi-equity investment in microfinance institutions in Africa

Conditional loan to Africap Microfinance Fund Ltd \_\_\_\_\_ 2.0 ▶

Regional fund to provide early stage equity in mineral resource companies throughout Africa

African Lion Ltd \_\_\_\_\_ 8.0 ▶

#### Central and Equatorial Africa 144.0

#### Regional - Chad-Cameroon 144.0

Construction of oil pipeline linking Doba oil fields in Southern Chad to offshore terminal near Kribi in Cameroon

- Conditional loan to Republic of Cameroon \_\_\_\_\_ 35.7 ▶

- Conditional loan to Republic of Chad \_\_\_\_\_ 20.3 ▶

- Esso Pipeline Investments Ltd (Chad-Cameroon) \_\_\_\_\_ 54.0 ❖

- Chevron Overseas Petroleum Cameroon Ltd \_\_\_\_\_ 29.0 ❖

- Chevron Overseas Petroleum (Chad) \_\_\_\_\_ 5.0 ❖

#### Southern Africa and Indian Ocean 138.8

#### Swaziland 5.0

Upgrading of national electricity grid

Conditional loan to Kingdom of Swaziland \_\_\_\_\_ 5.0 ▶

#### Mauritius 35.0

Rehabilitation and extension of sewerage networks in Plaines Wilhems area

Republic of Mauritius \_\_\_\_\_ 35.0 ❖

#### Malawi 4.0

Construction of two business-class hotels in Blantyre and Lilongwe

Conditional loan to Blantyre Hotels Ltd \_\_\_\_\_ 4.0 ▶

#### Mozambique 23.9

Expansion of aluminium smelter near Maputo

Conditional loan to Republic of Mozambique \_\_\_\_\_ 20.0 ▶

Feasibility study for expansion of power transmission and distribution facilities in Beira region, central Mozambique

Conditional loan to Electricidade de Moçambique \_\_\_\_\_ 1.0 ▶

Participation in fund for investing in SME equity

Fundo de Investimento de Capital de Risco em Empresas de Moçambique \_\_\_\_\_ 2.9 ▶

### Namibia 35.0

Extension and upgrading of national power grid

Namibian Power Corporation Ltd \_\_\_\_\_ 35.0 ❖

### Zambia 27.0

Feasibility study for mining of copper deposits in Lumwana

Conditional loan to Equinox Copper Ventures Ltd \_\_\_\_\_ 7.0 ▶

Financing for small and medium-scale private-sector ventures

Conditional global loan to African Banking Corporation Zambia Ltd, Barclays Bank of Zambia Ltd, Indo-Zambia Bank Ltd, Industrial Credit Company Ltd, Stanbic Bank Zambia Ltd and Standard Chartered Bank Zambia Ltd \_\_\_\_\_ 20.0 ▶

### Regional - Indian Ocean 8.9

Participation in regional fund for financing equity and quasi-equity investment in private companies in Indian Ocean region

Bourbon Axa Investment Fund \_\_\_\_\_ 8.9 ▶

### East Africa 85.3

#### Tanzania 55.0

Development of indigenous natural gas reserves with a view to thermal power generation

Conditional loan to - United Republic of Tanzania \_\_\_\_\_ 50.0 ▶

- Tanzania Development Finance Company Ltd \_\_\_\_\_ 5.0 ▶

#### Uganda 25.0

Financing for small and medium-scale ventures

Conditional global loan to Republic of Uganda \_\_\_\_\_ 25.0 ▶

#### Kenya 4.4

Construction of plant-breeding and propagation facilities in Thika

Conditional loan to Kenya Cuttings Ltd \_\_\_\_\_ 4.4 ▶

### Regional - East Africa 0.9

Feasibility study for joint air traffic control system for international flights in East African airspace and creation of air safety agency

Conditional loan to:

- Republic of Kenya \_\_\_\_\_ 0.3 ▶

- Republic of Uganda \_\_\_\_\_ 0.3 ▶

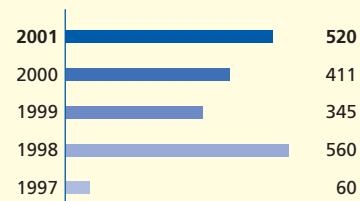
- United Republic of Tanzania \_\_\_\_\_ 0.3 ▶

### West Africa 66.3

#### Senegal 16.0

Improvement of drinking water supply system and sewerage infrastructure for Dakar region

Conditional loan to Republic of Senegal \_\_\_\_\_ 16.0 ▶



Horticulture, Kenya



Ziga dam, Burkina Faso

**Burkina Faso 14.0**

Extension of network for supplying drinking water to Ouagadougou from Ziga dam  
*Conditional loan to Burkina Faso* \_\_\_\_\_ 14.0 ▶

**Ghana 13.5**

Modernisation and extension of agro-industrial complex in Tema  
*Conditional loan to Ghana Agro-Food Company Ltd* \_\_\_\_\_ 4.5 ▶

Financing for small and medium-scale leasing operations  
*Conditional global loan to General Leasing & Finance Company Ltd, Ghana Leasing Co, Leasafic Ghana Ltd* \_\_\_\_\_ 9.0 ▶

**Mauritania 12.0**

Financing for small and medium-scale ventures  
*Conditional global loan to Banque Mauritanienne pour le Commerce International, Banque pour le Commerce et l'Industrie, Générale de Banque de Mauritanie, Mauritanie Leasing* \_\_\_\_\_ 11.0 ▶

Expansion and modernisation of meltshop in Nouhadibou  
*Conditional loan to Société Arabe du Fer et de l'Acier - SAFA* \_\_\_\_\_ 1.0 ▶

**Mali 5.7**

Establishment of cotton spinning mill in Bamako  
*Conditional loan to Fils et Tissage Naturel d'Afrique de l'Ouest* \_\_\_\_\_ 3.7 ▶

Microfinance: establishment of financing system for agricultural inputs (fertiliser, seed) and small-scale equipment for cotton cultivation  
*Conditional loan to Kafo Jiginew* \_\_\_\_\_ 2.0 ▶

**Nigeria 5.0**

Financing for small and medium-scale ventures  
*Conditional global loan to Ventures and Trusts Ltd* \_\_\_\_\_ 5.0 ▶

**Benin 0.1**

Financing for small and medium-scale ventures and micro-finance institutions  
*Conditional global loan to Republic of Benin* \_\_\_\_\_ 0.1 ▶

**Caribbean 73.0**

**Dominican Republic 25.0**

Financing for small and medium-scale ventures  
*- Global loan to Banco BHD* \_\_\_\_\_ 10.0 ❖  
*- Conditional global loan to Banco de Desarrollo ADEMI, S.A.* \_\_\_\_\_ 15.0 ▶

**Guyana 20.0**

Extension and technical upgrading of electricity generation and transmission system  
*Conditional loan to Guyana Power and Light Inc* \_\_\_\_\_ 20.0 ▶

**Barbados 15.0**

Upgrading and expansion of Grantley Adams international airport, southern Barbados  
*Barbados Airport Inc* \_\_\_\_\_ 15.0 ❖

**Saint Lucia 8.0**

Financing for small and medium-scale ventures  
*- Global loan to Bank of St Lucia Ltd* \_\_\_\_\_ 5.0 ❖  
*- Conditional global loan to Bank of St Lucia Ltd* \_\_\_\_\_ 3.0 ▶

**Regional - Caribbean 5.0**

Reinforcement of capital base of intermediary financial institution supporting very small ventures in southern and eastern Caribbean  
*Conditional loan to Caribbean Microfinance Ltd* \_\_\_\_\_ 5.0 ▶

**OCT 3.0**

**Turks and Caicos Islands 3.0**

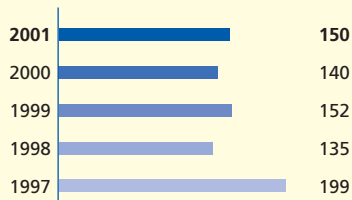
Financing for small and medium-scale ventures  
*Conditional global loan to Turks and Caicos Islands Investment Agency* \_\_\_\_\_ 3.0 ▶

**South Africa**

Modernisation and technical upgrading of N1 linking Pretoria and Warmbaths to the north and N4 linking Pretoria and Botswana border to the west  
*Bakwena Platinum Corridor Concessionaire (Proprietary) Ltd* \_\_\_\_\_ 50.0 ❖

Financing for small and medium-scale infrastructure  
*Global loan to INCA - Infrastructure Finance Corporation Ltd* \_\_\_\_\_ 40.0 ❖

Financing for small and medium-scale ventures  
*Global loan to FirstRand Bank Ltd, Nedcor Bank Ltd and Standard Bank of South Africa Ltd* \_\_\_\_\_ 60.0 ❖



## Latin America and Asia

### Latin America 365.2

#### Brazil 171.1

Expansion and modernisation of natural gas distribution network in State of São Paulo  
COMGAS Companhia de Gás de São Paulo \_\_\_\_\_ 46.8 ❖

Expansion and modernisation of power transmission and distribution networks in State of Rio de Janeiro  
Light Serviços de Electricidade SA \_\_\_\_\_ 33.6 ❖

Construction of cold-rolling and hot-dip galvanising plant in State of Santa Catarina  
Vega do Sul SA \_\_\_\_\_ 58.0 ❖

Planting of eucalyptus forests in State of Bahia for producing pulpwood  
Veracel Celulose SA \_\_\_\_\_ 32.7 ❖

#### Argentina 123.9

Construction of gas-fired power plant in Buenos Aires metropolitan area  
Central Dock Sud SA \_\_\_\_\_ 77.3 ❖

Production of gearboxes for passenger cars in Córdoba  
Volkswagen Argentina SA \_\_\_\_\_ 46.6 ❖

## Balkans

### Croatia 146.0

Rehabilitation and modernisation of Croatian railway section of Pan-European Corridor Vc  
Republic of Croatia \_\_\_\_\_ 40.0 ❖

Technical upgrading of priority sections of national road network  
Hrvatske Ceste Doo \_\_\_\_\_ 60.0 ❖

Financing for small and medium-scale ventures  
Global loan to  
- Hypovereinsbank Croatia DD \_\_\_\_\_ 20.0 ❖  
- Hrvatska Banka Za Obnovu i Razvitak \_\_\_\_\_ 10.0 ❖  
- Privredna Banka Zagreb d.d. \_\_\_\_\_ 16.0 ❖

### Federal Republic Of Yugoslavia 66.0

Rehabilitation of transport infrastructure in Serbia and Montenegro: road repair, reconstruction of breakwater at port of Bar and infrastructure works at Belgrade international airport  
Federal Republic of Yugoslavia \_\_\_\_\_ 66.0 ❖

### Panama 54.2

Upgrading and extension of telecommunications installations  
Cable & Wireless Panama SA \_\_\_\_\_ 54.2 ❖

### Mexico 15.9

Construction of glass fibre production plant near Puebla, eastern Mexico  
Vetrotex America SA de CV \_\_\_\_\_ 15.9 ❖

## Asia 177.5

### Philippines 93.2

Construction of second integrated circuits assembly and test plant in Calamba, near Manila  
Philips Semiconductors Philippines Inc \_\_\_\_\_ 93.2 ❖

### China 56.2

Construction of toll expressway and ancillary roads between Nanning and Vietnamese border  
People's Republic of China \_\_\_\_\_ 56.2 ❖

### Indonesia 28.1

Financing for small and medium-scale ventures  
Global loan to Bank Rabobank International Indonesia Pt \_\_\_\_\_ 28.1 ❖

### Albania 47.0

Upgrading of power transmission and distribution networks  
Korporata Elektroenergetike Shqiptare SA \_\_\_\_\_ 30.0 ❖

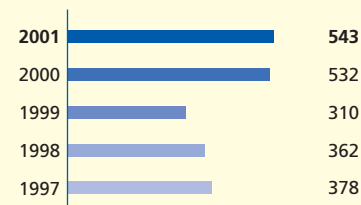
Rehabilitation of basic infrastructure of port of Durrës and reconstruction of breakwater  
Republic of Albania \_\_\_\_\_ 17.0 ❖

### Bosnia-Herzegovina 40.0

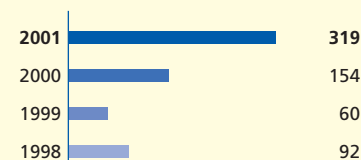
Rehabilitation of several railway sections of Pan-European Transport Corridors  
Bosnia-Herzegovina \_\_\_\_\_ 40.0 ❖

### FYROM 20.0

Financing for small and medium-scale ventures  
Global loan to Former Yugoslav Republic of Macedonia \_\_\_\_\_ 20.0 ❖



Assembly of integrated circuits



Modernisation of road network in Serbia and Croatia



# European Investment Fund

## Venture capital operations

800,1

(and target sectors of funds supported by the EIF)

<b>Belgium</b>	<b>23.7</b>	<b>France</b>	<b>87.1</b>
E-Capital (ICT, biotechnologies, health) _____	7.5	Auriga Ventures II (ICT, life sciences) _____	13.0
Fagus NV (Fortis Bank VC) (ICT, life sciences) _____	12.5	BIOAM (biotechnologies) _____	10.0 *
Privast Capital Partners (ICT, Internet, multimedia) _____	3.7 *	Finadvance Ventures I (technologies/regional) _____	1.6 *
<b>Denmark</b>	<b>23.5</b>	Fonds de promotion pour le Capital-risque (ICT, life sciences, new materials) _____	50.0
Danske e Ventures Seed K/S (ICT, multimedia) _____	13.4	Science & Innovation 2001 (technologies) _____	12.5
Symbion Capital I A/S (ICT, biotechnologies, life sciences) _____	10.1 *	<b>Ireland</b>	<b>20.0</b>
<b>Germany</b>	<b>79.2</b>	Trinity Venture Fund 2 (ICT, electronics, telecommunications) _____	20.0
BC Venture (technologies) _____	17.0	<b>Italy</b>	<b>55.0</b>
Brockhaus Private Equity GmbH & Co KG (TIMES) _____	10.0	Angelventures Serviços de Consultoria SA (technologies) _____	15.0
EquiNet Early Stage Fonds Nr 1 GmbH & Co KG (ICT, Internet) _____	2.2 *	Athena Private Equity Fund (technologies/regional) _____	15.0
Heidelberg Innovation BioScience Venture II (biotechnologies) _____	20.0	Fontech (ICT) _____	5.0 *
Polytechnos Ventures Fund II (ICT, telecoms, life sciences) _____	18.0	Fineco Capital SCA (generalist) _____	10.0
Technostart Ventures II (technologies) _____	12.0	Quadrivio New Old Economy Fund (technologies/regional) _____	10.0
<b>Greece</b>	<b>20.0</b>	<b>Luxembourg</b>	<b>2.3</b>
NBG Technology L.P. (ICT) _____	20.0	New Tech Venture Capital Fund (ICT, Internet, multimedia) _____	2.3 *
<b>Spain</b>	<b>70.0</b>	<b>Netherlands</b>	<b>15.0</b>
GED Iberian Fund (generalist) _____	10.0	Life Sciences Partners II B.V. (life sciences) _____	15.0
Highgrowth (ICT, biotechnologies) _____	10.0	<b>Austria</b>	<b>7.9</b>
Milenia L.P. (technologies) _____	30.0	GO Equity II LP (biotechnologies, telecoms, electronics) _____	7.9
Spinnaker Invest (technologies) _____	20.0	<b>Portugal</b>	<b>10.0</b>
		Caravela Fund B.V. (generalist) _____	10.0 *



Biotechnologies

Sector abbreviations:

ICT: Information and communication technologies

TIMES: Telecoms, Internet, multimedia, entertainment, services

\* Operations mounted with Community budgetary resources under the "European Technology Facility / Start-up"; the other operations mounted with own resources or EIF resources.



Information and communications technologies

<b>Finland</b>	<b>4.0</b>	<b>Bio Fund Ventures III LP</b> <i>(life sciences)</i> _____	20.4
<b>Grow How Rahasto I Ky</b> <i>(ICT, biotechnologies)</i> _____	4.0 *	<b>CIM Venture Fund for Creative Industries LP</b> <i>(content industries)</i> _____	7.4
<b>Sweden</b>	<b>43.7</b>	<b>Digital Networks-european Digital Infrastructure Fund 1</b> <i>(technologies)</i> _____	10.0
<b>Innkap 3 Partners KB</b> <i>(ICT, life sciences)</i> _____	15.0	<b>Gilde Europe Food &amp; Agribusiness Fund BV</b> <i>(biotechnologies, agribusiness)</i> _____	15.0
<b>Litorina Kapital 2001 KB</b> <i>(ICT, e-migration)</i> _____	9.5	<b>IMH Venture Capital Berlin GmbH</b> <i>(TIMES, life sciences)</i> _____	10.0
<b>Swedstart Life Science Fund KB</b> <i>(ICT, life sciences)</i> _____	9.6	<b>Prime Technology Ventures</b> <i>(ICT, telecoms, electronics)</i> _____	20.0
<b>Swedstart Tech Fund KB</b> <i>(ICT, life sciences)</i> _____	9.6	<b>Sofinnova Capital 4</b> <i>(ICT, life sciences)</i> _____	10.0
<b>United Kingdom</b>	<b>116.3</b>	<b>TechFund Capital Europe FCPR</b> <i>(ICT, technologies)</i> _____	3.8
<b>Scottish Equity Partners II</b> <i>(software, micro-electronics, biotechnologies)</i> _____	31.9	<b>View Point Ventures</b> <i>(technologies)</i> _____	10.0
<b>The First Cambridge Gateway Fund</b> <i>(ICT, telecoms, biotechnologies)</i> _____	13.8	<b>Accession countries</b>	<b>65.0</b>
<b>The UK High Technology Ltd</b> <i>(technologies)</i> _____	8.1	<b>Baltic Investment Fund III LP</b> <i>(generalist and ICT, distribution, logistics, industry)</i> _____	7.5
<b>The Viridian Growth Fund</b> <i>(generalist/regional)</i> _____	5.4	<b>Baltic SME Fund LP</b> <i>(generalist and ICT, distribution, logistics, industry)</i> _____	2.5
<b>UK Regional Venture Capital scheme</b> <i>(generalist/regional)</i> _____	57.1	<b>Baring Central Europe Fund</b> <i>(generalist)</i> _____	20.0
<b>Pan-European / multi-country funds</b>	<b>157.6</b>	<b>Innova/3 LP</b> <i>(spin-offs, management buy-ins, new technologies)</i>	20.0
<b>Add One</b> <i>(ICT, telecoms)</i> _____	30.0	<b>Raiffeisen CEE Private Equity</b> <i>(generalist)</i> _____	15.0
<b>Avlar Bioventures Fund II LP</b> <i>(biotechnologies)</i> _____	21.0		

# Guarantee operations

Category	Signatures
EIF risk: own resources	317.2
Growth and Environment	86.0
EIF management, Community budget risk:	
SME Guarantee Facility	554.8
<b>Total</b>	<b>958.0</b>

Product	Financial intermediary	Country	Commitment
Credit enhancement	FCF 2001 / Fortis	Belgium	15.0
	FCC GIAC 4 / CDC - IXIS	France	20.0
	Promise - K 2001 - 1 / Dresdner Bank	Germany	47.5
	Promise - G 2001 - 1 / BW Bank	Germany	41.3
	Lombarda Lease Finance 1	Italy	45.0
	FTPYM - 2 / BBVA	Spain	40.1
Insurance	Finans Nord	Denmark	54.0
	Caisse Nationale de Crédit Agricole	France	15.0
Structured finance	BC Mezzanine GmbH	Germany	10.7
	Merseyside SI Mezzanine Fund	United Kingdom	1.2
	Objective I Alliance MSIF III	United Kingdom	16.1
	Objective I Alliance Wales	United Kingdom	7.6
	Objective I Alliance Yorkshire	United Kingdom	3.7
Growth and Environment	Fortis	Belgium	5.0
	Fortis	Belgium	5.0
	ING Bank	Netherlands	5.0
	KBC Bank	Belgium	7.5
	Bank Austria	Austria	5.0
	Spar Nord Bank	Denmark	1.0
	Unibank A/S	Denmark	7.0
	Finnvera	Finland	10.0
	Finnvera	Germany	10.0
	Mediocredito Lombardo	Italy	12.5
BP Emilia Romagna	Italy	8.0	
Banco BPI	Portugal	10.0	
SME Guarantee Facility	Artigiancredit Lombardia	Italy	29.0
	Artigiancredito Toscano	Italy	23.5
	BBMKB	Netherlands	62.6
	Bürges	Austria	51.8
	Deutsche Ausgleichsbank	Germany	110.4
	Eurofidi	Italy	25.0
	Federfidi Lombarda	Italy	33.5
	Finnvera	Finland	8.3
	Growth Fund	Denmark	26.7
	Interconfidi Nordest	Italy	25.0
	Mediocredito Centrale	Italy	89.7
	SIAGI	France	12.5
	Artigiancredit Emilia Romagna	Italy	51.5
	Kreditanstalt für Wiederaufbau	Germany	5.3



R&D



Electronics technology





# European Investment Bank

## Statistical supplement

		Page
<b>Section I</b>	<b>Financing provided within the European Union (contracts signed)</b>	
Table A	Breakdown by country and objective in 2001	26
Table B	Breakdown by country and objective from 1997 to 2001	26
Table C	Breakdown by country and sector in 2001	27
Table D	Breakdown by country and sector from 1997 to 2001	27
Table E	Detailed breakdown by sector in 2001 and from 1997 to 2001	28
Table F	Breakdown by region in 2001 and from 1997 to 2001	29-30-31
<b>Section II</b>	<b>Financing provided outside the European Union (contracts signed)</b>	
Table G	Conventions, Agreements, Facilities, Financial Protocols and Decisions in force or under negotiation at 28 January 2002	32
Table H	Breakdown by country and sector In the Accession Countries in 2001	33
Table I	In the Accession Countries from 1997 to 2001	33
Table J	In the Partner Countries in 2001	34
Table K	Breakdown by country and sector from 1997 to 2001 In the Euro-Mediterranean Partnership Countries	34
Table L	In the ACP States and the OCT	35
Table M	In South Africa	36
Table N	In Asia and Latin America	36
Table O	In the Balkans	36
<b>Section III</b>	<b>Borrowings signed</b>	
Table P	Borrowings signed in 2001 - List of operations	37-38
Table Q	Borrowings signed in 2001 - Breakdown by currency before/after swaps	39
Table R	Borrowings signed (before swaps) in 2001 under medium-term note or debt issuance programmes	39
Table S	Borrowings signed (before swaps) from 1997 to 2001	40
Table T	Borrowings signed (after swaps) from 1997 to 2001	41
Table U	Resources raised in ECU/EUR from 1981 to 2001	41

**Table A: Individual loans provided within the European Union in 2001**  
Breakdown by country and objective <sup>(1)</sup>

(EUR million)

	Regional development	Human capital	European communications infrastructure	Environment and quality of life	Energy	Industrial competitiveness
Belgium	—	—	—	75	—	—
Denmark	281	231	733	137	50	—
Germany	2 440	999	300	692	199	904
Greece	1 608	406	923	100	143	30
Spain	2 986	48	1 234	1 013	638	130
France	951	—	841	323	—	485
Ireland	425	—	125	—	200	100
Italy	2 782	—	1 270	999	1 270	99
Luxembourg	10	—	—	10	—	10
Netherlands	—	—	400	174	—	—
Austria	120	150	72	168	—	182
Portugal	1 799	—	1 042	607	115	25
Finland	79	12	174	426	—	—
Sweden	456	—	130	320	28	200
United Kingdom	605	212	669	852	144	—
Other (Art. 18) <sup>(2)</sup>	—	—	—	39	135	—
<b>Total</b>	<b>14 542</b>	<b>2 057</b>	<b>7 913</b>	<b>5 937</b>	<b>2 923</b>	<b>2 165</b>

(1) As certain financing operations meet several objectives, the totals for the various headings cannot be meaningfully added together.

(2) Financing akin to operations within the European Union authorised under the second paragraph of Article 18(1) of the Bank's Statute.

**Table B: Individual loans provided within the European Union from 1997 to 2001**  
Breakdown by country and objective

(EUR million)

	Regional development	Human capital	European communications infrastructure	Environment and quality of life	Energy	Industrial competitiveness
Belgium	1 105	—	1 363	384	51	64
Denmark	1 875	349	3 202	600	328	106
Germany	8 843	2 579	2 859	4 600	1 118	1 658
Greece	5 785	494	3 356	1 186	580	107
Spain	11 719	556	7 279	3 510	1 908	135
France	3 791	56	3 268	1 818	—	1 137
Ireland	926	—	125	72	613	100
Italy	11 606	182	8 002	5 016	3 105	985
Luxembourg	210	—	293	130	80	130
Netherlands	20	—	568	892	57	57
Austria	546	150	480	606	449	511
Portugal	7 611	126	4 477	1 876	761	25
Finland	1 450	12	1 057	1 055	172	328
Sweden	1 290	57	1 563	1 299	530	399
United Kingdom	7 877	481	5 353	5 706	2 008	665
Other (Art. 18)	—	—	397	114	497	—
<b>Total</b>	<b>64 655</b>	<b>5 041</b>	<b>43 641</b>	<b>28 865</b>	<b>12 256</b>	<b>6 407</b>

**Table C: Loans provided within the European Union in 2001 <sup>(1)</sup>**  
Breakdown by country and sector

(EUR million)

	Infrastructure							Global loans (*)
	Total	Individual loans	Energy	Communications	Water management and sundry	Industry Services Agriculture	Health Education	
Belgium . . . . .	365	75	—	—	75	—	—	290
Denmark . . . . .	1 172	1 101	50	686	—	134	231	71
Germany . . . . .	6 017	3 170	199	360	67	1 544	999	2 847
Greece . . . . .	1 658	1 608	143	1 053	—	6	406	50
Spain . . . . .	4 559	3 269	638	2 021	58	505	48	1 290
France . . . . .	3 825	1 706	—	1 161	45	500	—	2 119
Ireland . . . . .	525	425	200	225	—	—	—	100
Italy . . . . .	5 488	3 112	1 270	860	296	686	—	2 376
Luxembourg . . . . .	10	10	—	—	—	10	—	—
Netherlands . . . . .	787	574	—	400	174	—	—	213
Austria . . . . .	820	420	—	72	16	182	150	400
Portugal . . . . .	1 799	1 799	115	1 532	18	135	—	—
Finland . . . . .	695	645	9	174	405	45	12	50
Sweden . . . . .	953	875	77	541	33	225	—	78
United Kingdom . . . . .	2 337	1 734	144	736	641	—	212	603
Other (Art. 18) . . . . .	174	174	165	—	10	—	—	—
<b>Total . . . . .</b>	<b>31 184</b>	<b>20 697</b>	<b>3 010</b>	<b>9 820</b>	<b>1 837</b>	<b>3 973</b>	<b>2 057</b>	<b>10 486</b>
(*) of which: - "Standard" global loans								7 931
- "Portfolio" global loans								2 555

**Table D: Loans provided within the European Union from 1997 to 2001 <sup>(1)</sup>**  
Breakdown by country and sector

(EUR million)

	Infrastructure							Global loans (*)
	Total	Individual loans	Energy	Communications	Water management and sundry	Industry Services Agriculture	Health Education	
Belgium . . . . .	3 091	1 885	51	1 363	323	149	—	1 206
Denmark . . . . .	4 536	4 341	306	3 346	73	267	349	195
Germany . . . . .	26 045	11 815	1 031	2 902	2 580	2 723	2 579	14 231
Greece . . . . .	6 271	5 786	580	4 006	550	156	494	486
Spain . . . . .	18 592	13 505	1 603	9 056	853	1 437	556	5 087
France . . . . .	16 908	6 378	—	4 508	203	1 611	56	10 529
Ireland . . . . .	1 454	926	613	225	72	16	—	528
Italy . . . . .	22 901	15 702	2 942	7 133	2 935	2 510	182	7 199
Luxembourg . . . . .	511	503	80	293	—	130	—	9
Netherlands . . . . .	2 156	1 460	—	568	835	57	—	695
Austria . . . . .	3 045	1 868	449	480	184	605	150	1 178
Portugal . . . . .	8 098	7 611	673	5 974	484	354	126	487
Finland . . . . .	2 668	2 332	151	1 045	426	699	12	336
Sweden . . . . .	3 695	3 531	585	2 079	255	555	57	165
United Kingdom . . . . .	15 626	12 637	2 008	5 577	3 048	1523	481	2 990
Other (Art. 18) . . . . .	1 058	958	526	397	34	—	—	100
<b>Total . . . . .</b>	<b>136 655</b>	<b>91 235</b>	<b>11 598</b>	<b>48 952</b>	<b>12 855</b>	<b>12 790</b>	<b>5 041</b>	<b>45 420</b>
(*) of which: - "Standard" global loans								35 271
- "Portfolio" global loans								10 149

(1) The portfolio of venture capital operations was transferred to the EIF on 1 January 2001.

**Table E: Loans provided within the European Union in 2001 and from 1997 to 2001**  
Detailed breakdown by sector

	(EUR million)			
	2001		1997-2001	
	Amount	% of total	Amount	% of total
<b>Energy and infrastructure</b>	<b>14 667</b>	<b>47.0</b>	<b>73 404</b>	<b>53.7</b>
<b>Energy</b>	<b>3 010</b>	<b>9.7</b>	<b>11 598</b>	<b>8.5</b>
Production	1 302	4.2	5 051	3.7
Electricity	1 039	3.3	3 358	2.5
Oil and natural gas	155	0.5	1 246	0.9
Heat	108	0.3	447	0.3
Transmission and supply	1 708	5.5	6 547	4.8
Electricity	1 442	4.6	4 758	3.5
Oil and natural gas	220	0.7	1 368	1.0
Heat	45	0.1	421	0.3
<b>Transport</b>	<b>7 855</b>	<b>25.2</b>	<b>37 263</b>	<b>27.3</b>
Roads, motorways	2 627	8.4	12 999	9.5
Air transport	1 014	3.3	6 995	5.1
Railways	1 648	5.3	8 853	6.5
Urban transport	1 618	5.2	5 230	3.8
Intermodal freight terminals and other	—	—	13	0.1
Exceptional structures	325	1.0	2 215	1.6
Maritime transport	623	2.0	958	0.7
<b>Telecommunications</b>	<b>1 965</b>	<b>6.3</b>	<b>11 689</b>	<b>8.6</b>
Networks, exchanges and international cables	1 195	3.8	6 510	4.8
Mobile telephony	700	2.2	4 757	3.5
Satellites, ground stations	70	0.2	421	0.3
<b>Water, sewerage, solid waste</b>	<b>939</b>	<b>3.0</b>	<b>6 806</b>	<b>5.0</b>
Water catchment, treatment and supply	468	1.5	4 053	3.0
Sewerage and waste management	471	1.5	2 753	2.0
<b>Urban infrastructure</b>	<b>898</b>	<b>2.9</b>	<b>6 049</b>	<b>4.4</b>
Urban renewal	898	2.9	4 048	3.0
Urban development schemes	—	—	2 000	1.5
<b>Industry, services, health, education, agriculture</b>	<b>6 030</b>	<b>19.3</b>	<b>17 831</b>	<b>13.0</b>
<b>Industry</b>	<b>2 917</b>	<b>9.4</b>	<b>10 718</b>	<b>7.8</b>
Transport equipment	1 095	3.5	4 008	2.9
Basic metals and metal products	585	1.9	1 378	1.0
Pulp, paper products; publishing and printing	189	0.6	1 370	1.0
Chemicals and chemical products	209	0.7	1 553	1.1
Refined petroleum products	15	0.1	276	0.2
Electrical engineering and electronics	688	2.2	1 217	0.9
Woodworking and wood products	95	0.3	214	0.2
Rubber and plastics	40	0.1	108	0.1
Food products and beverages	—	—	155	0.1
Other non-metallic mineral products	—	—	202	0.1
Machinery and equipment	—	—	236	0.2
<b>Services</b>	<b>981</b>	<b>3.1</b>	<b>1 997</b>	<b>1.5</b>
<b>Health, education</b>	<b>2 057</b>	<b>6.6</b>	<b>5 041</b>	<b>3.7</b>
Health	672	2.2	2 342	1.7
Education, training	1 386	4.4	2 699	2.0
<b>Agriculture, fisheries, forestry</b>	<b>75</b>	<b>0.2</b>	<b>75</b>	<b>0.1</b>
<b>Total individual loans</b>	<b>20 697</b>	<b>66.4</b>	<b>91 235</b>	<b>66.8</b>
<b>Total global loans</b>	<b>10 486</b>	<b>33.6</b>	<b>45 420</b>	<b>33.2</b>
<b>Grand total</b>	<b>31 184</b>	<b>100.0</b>	<b>136 655</b>	<b>100.0</b>

**Table F: Breakdown of loans by region in 2001 and from 1997 to 2001**

This analytical table is based on NUTS 1 or 2 regional classification, depending on the country concerned. Where possible, individual loans covering several regions have been subdivided. EUROSTAT 2000 estimates of per capita GDP expressed in terms of purchasing power parities (EUR15 = 100). 1999 unemployment rate (EUR15 = 10.1). 1998 population figures ('000).

	(Amounts in EUR million)				
	GDP per capita	Unemployment rate (%)	Population ( <sup>'000</sup> )	2001	1997-2001
<b>Belgium</b> . . . . .	<b>111</b>	<b>8.8</b>	<b>10 214</b>	<b>365</b>	<b>3 091</b>
Bruxelles-Brussel . . . . .	169	14.0	955	—	238
Vlaams Gewest . . . . .	115	5.6	5 927	75	657
Région wallonne . . . . .	88	13.4	3 333	—	489
Multiregional . . . . .	—	—	—	—	501
Global loans . . . . .	—	—	—	290	1 206
<b>Denmark</b> . . . . .	<b>119</b>	<b>5.6</b>	<b>5 330</b>	<b>1 172</b>	<b>4 536</b>
Hovedstadsregionen . . . . .	—	—	—	671	1 798
Oest for Storebaelt . . . . .	—	—	—	—	273
Vest for Storebaelt . . . . .	—	—	—	124	902
Multiregional . . . . .	—	—	—	306	1 367
Global loans . . . . .	—	—	—	71	195
<b>Germany</b> . . . . .	<b>108</b>	<b>8.9</b>	<b>82 087</b>	<b>6 017</b>	<b>26 045</b>
Hamburg . . . . .	186	7.9	1 703	30	544
Bremen . . . . .	144	13.0	679	50	469
Hessen . . . . .	131	6.7	6 044	—	115
Bayern . . . . .	123	5.0	12 121	615	1 278
Baden-Württemberg . . . . .	122	5.1	10 451	—	637
Nordrhein-Westfalen . . . . .	110	8.2	17 988	425	1 015
Berlin . . . . .	102	13.7	3 393	150	2 056
Schleswig-Holstein . . . . .	102	7.4	2 771	80	107
Niedersachsen . . . . .	99	8.2	7 882	—	250
Saarland . . . . .	99	8.5	1 073	48	402
Rheinland-Pfalz . . . . .	98	6.4	4 028	64	285
Brandenburg . . . . .	71	16.0	2 594	419	661
Sachsen . . . . .	71	16.2	4 475	358	774
Mecklenburg-Vorpommern . . . . .	71	17.5	1 794	195	666
Thüringen . . . . .	70	14.3	2 456	133	695
Sachsen-Anhalt . . . . .	68	19.9	2 663	585	968
Multiregional . . . . .	—	—	—	16	893
Global loans . . . . .	—	—	—	2 847	14 231
<b>Greece</b> . . . . .	<b>66</b>	<b>11.7</b>	<b>10 516</b>	<b>1 658</b>	<b>6 271</b>
Attiki . . . . .	74	12.5	3 450	812	3 424
Voreia Ellada . . . . .	63	12.4	3 404	195	908
Kentriki Ellada . . . . .	59	11.0	2 646	471	788
Multiregional . . . . .	—	—	—	130	665
Global loans . . . . .	—	—	—	50	486
<b>Spain</b> . . . . .	<b>81</b>	<b>16.2</b>	<b>39 418</b>	<b>4 559</b>	<b>18 592</b>
Madrid . . . . .	110	13.5	5 033	767	2 717
Comunidad Foral de Navarra . . . . .	106	8.6	530	—	87
Baleares . . . . .	100	7.2	741	21	262
Cataluña . . . . .	100	10.9	6 055	274	1 551
Pais Vasco . . . . .	99	14.8	2 046	443	879
La Rioja . . . . .	93	7.2	259	—	34
Aragon . . . . .	88	9.6	1 173	30	199
Comunidad Valenciana . . . . .	77	14.4	3 940	267	914
Canarias . . . . .	77	14.5	1 603	21	223
Cantabria . . . . .	76	15.8	526	16	52
Castilla-León . . . . .	74	15.8	2 489	294	556
Principado de Asturias . . . . .	72	18.4	1 055	31	201
Murcia . . . . .	67	14.6	1 104	48	140
Castilla La Mancha . . . . .	67	15.7	1 713	67	346
Galicia . . . . .	64	16.9	2 713	37	412
Andalucía . . . . .	58	27.1	7 218	445	1 233
Extremadura . . . . .	50	25.7	1 083	—	239
Multiregional . . . . .	—	—	—	508	3 462
Global loans . . . . .	—	—	—	1 290	5 087

**Table F: Breakdown of loans by region in 2001 and from 1997 to 2001 (continued)**

(Amounts in EUR million)

	GDP per capita	Unemployment rate (%)	Population (‘000)	2001	1997-2001
<b>France</b> . . . . .	<b>99</b>	<b>11.3</b>	<b>58 398</b>	<b>3 825</b>	<b>16 908</b>
Ile-de-France . . . . .	152	10.2	10 929	177	541
Alsace . . . . .	104	6.6	1 726	70	177
Rhône-Alpes . . . . .	101	10.3	5 625	60	483
Champagne-Ardenne . . . . .	92	11.8	1 345	40	40
Haute-Normandie . . . . .	91	12.2	1 780	147	234
Centre . . . . .	91	10.0	2 439	—	67
Provence-Côte d'Azur . . . . .	90	15.9	4 491	44	164
Bourgogne . . . . .	90	9.9	1 612	10	10
Aquitaine . . . . .	89	11.7	2 898	—	19
Midi-Pyrénées . . . . .	88	11.8	2 542	194	622
Franche-Comté . . . . .	87	8.3	1 117	36	167
Pays de la Loire . . . . .	87	9.4	3 210	12	109
Picardie . . . . .	84	13.7	1 857	56	282
Lorraine . . . . .	83	9.9	2 312	220	705
Bretagne . . . . .	83	9.3	2 896	—	160
Poitou-Charentes . . . . .	80	11.2	1 637	22	89
Limousin . . . . .	80	8.8	712	5	23
Nord - Pas-de-Calais . . . . .	79	15.8	3 997	265	871
Corse . . . . .	77	14.3	260	—	6
Languedoc-Roussillon . . . . .	76	17.7	2 283	—	135
Overseas Departments . . . . .	53	30.8	1 644	—	128
Multiregional . . . . .	—	—	—	348	1 348
Global loans . . . . .	—	—	—	2 119	10 529
<b>Ireland</b> . . . . .	<b>108</b>	<b>5.8</b>	<b>3 745</b>	<b>525</b>	<b>1 454</b>
<b>Italy</b> . . . . .	<b>101</b>	<b>11.7</b>	<b>57 646</b>	<b>5 488</b>	<b>22 901</b>
Trentino-Alto Adige . . . . .	136	3.9	933	—	8
Lombardia . . . . .	135	4.9	9 047	48	1 151
Valle d'Aosta . . . . .	130	5.6	120	—	50
Emilia-Romagna . . . . .	129	4.8	3 971	520	1 450
Veneto . . . . .	119	4.9	4 500	95	421
Piemonte . . . . .	117	7.9	4 288	90	906
Friuli-Venezia Giulia . . . . .	113	5.6	1 185	18	103
Lazio . . . . .	113	13.2	5 260	62	1 136
Toscana . . . . .	110	8.2	3 533	136	777
Liguria . . . . .	106	10.8	1 629	54	54
Marche . . . . .	101	6.5	1 458	75	829
Umbria . . . . .	98	7.1	834	79	520
Abruzzo . . . . .	84	10.6	1 278	40	287
Molise . . . . .	79	16.6	329	40	172
Sardegna . . . . .	76	21.9	1 653	89	270
Basilicata . . . . .	72	17.3	607	200	1 115
Puglia . . . . .	65	19.8	4 086	128	546
Sicilia . . . . .	65	24.8	5 093	184	754
Campania . . . . .	64	23.7	5 787	110	1 096
Calabria . . . . .	61	28.7	2 058	116	264
Multiregional . . . . .	—	—	—	1 030	3 794
Global loans . . . . .	—	—	—	2 376	7 199
<b>Luxembourg</b> . . . . .	<b>176</b>	<b>2.4</b>	<b>433</b>	<b>10</b>	<b>511</b>
<b>Netherlands</b> . . . . .	<b>113</b>	<b>3.3</b>	<b>15 812</b>	<b>787</b>	<b>2 156</b>
West-Nederland . . . . .	125	3.2	7 374	338	922
Zuid-Nederland . . . . .	107	3.3	3 388	236	336
Noord-Nederland . . . . .	105	5.4	1 653	—	20
Oost-Nederland . . . . .	96	3.0	3 299	—	182
Global loans . . . . .	—	—	—	213	695

**Table F: Breakdown of loans by region in 2001 and from 1997 to 2001 (continued)**

(Amounts in EUR million)

	GDP per capita	Unemployment rate (%)	Population (‘000)	2001	1997-2001
<b>Austria</b>	<b>112</b>	<b>4.1</b>	<b>8 092</b>	<b>820</b>	<b>3 045</b>
Ostösterreich	123	4.6	3 419	88	645
Westösterreich	111	3.5	2 906	80	253
Südösterreich	91	4.4	1 767	80	389
Multiregional	—	—	—	172	580
Global loans	—	—	—	400	1 178
<b>Portugal</b>	<b>75</b>	<b>4.7</b>	<b>9 989</b>	<b>1 799</b>	<b>8 098</b>
Lisboa e Vale do Tejo	95	6.1	3 330	343	1 459
Algarve	76	3.7	349	189	210
Alentejo	67	6.7	508	97	348
Norte	66	4.7	3 585	348	1 582
Centro	65	2.4	1 710	530	1 653
Madeira	58	3.4	261	—	149
Açores	52	3.7	246	30	37
Multiregional	—	—	—	263	2 173
Global loans	—	—	—	—	487
<b>Finland</b>	<b>102</b>	<b>11.5</b>	<b>5 166</b>	<b>695</b>	<b>2 668</b>
Uusimaa	141	7.0	1 371	32	278
Etelä-Suomi	93	12.3	1 820	131	1 005
Pohjois-Suomi	87	15.6	557	34	200
Väli-Suomi	84	12.3	703	30	196
Itä-Suomi	75	15.7	689	29	63
Multiregional	—	—	—	390	590
Global loans	—	—	—	50	336
<b>Sweden</b>	<b>102</b>	<b>7.6</b>	<b>8 858</b>	<b>953</b>	<b>3 695</b>
Stockholm	136	5.2	1 793	238	804
Smaland Med Öarna	100	6.2	800	—	108
Mellersta Norrland	98	10.3	382	31	85
Övre Norrland	98	9.9	517	150	278
Norra Mellansverige	96	9.5	841	75	106
Östra Mellansverige	93	7.8	1 491	51	158
Sydsverige	92	9.0	1 273	5	776
Västsverige	90	7.7	1 761	27	361
Multiregional	—	—	—	298	854
Global loans	—	—	—	78	165
<b>United Kingdom</b>	<b>102</b>	<b>6.1</b>	<b>59 501</b>	<b>2 337</b>	<b>15 626</b>
London	153	7.8	7 285	117	2 001
South East	113	3.2	8 078	8	748
East	104	3.9	5 419	4	144
Scotland	98	7.6	5 119	67	1 517
East Midlands	95	5.1	4 191	8	692
South West	94	4.2	4 936	9	677
West Midlands	93	9.3	2 627	353	1 066
North West	90	6.8	6 881	153	1 645
Yorkshire and Humberside	90	7.2	5 047	201	584
Wales	80	6.9	2 937	4	364
North East	79	9.9	2 581	4	291
Northern Ireland	77	9.5	1 692	5	188
Multiregional	—	—	—	800	2 720
Global loans	—	—	—	603	2 990
<b>Other (Art. 18)</b>	<b>—</b>	<b>—</b>	<b>—</b>	<b>174</b>	<b>1 058</b>
<b>Total</b>	<b>—</b>	<b>—</b>	<b>375 204</b>	<b>31 184</b>	<b>136 655</b>



**Table G: Conventions, Agreements, Facilities, Financial Protocols and Decisions in force or under negotiation at 28 January 2002**

Region or Country	Convention, Agreement, Facility, Financial Protocol or Decision	Year of expiry	EIB	EU	
			own resources envelope (EUR million)	budgetary resources envelope (EUR million)	
			Loans from own resources <sup>(1)</sup>	Risk capital operations <sup>(2)</sup>	Interest subsidies for EIB loans
<b>African, Caribbean and Pacific States (ACP)</b> <sup>(3)</sup>	2nd Financial Protocol to the Fourth Lomé Convention	Footnote <sup>(4)</sup>	1 658	1 300	yes
	Investment Facility under Cotonou Partnership Agreement	Footnote <sup>(5)</sup>	1 700	2 200 <sup>(6)</sup>	195 <sup>(7)</sup>
<b>Overseas Countries and Territories (OCT)</b> <sup>(8)</sup>	Council Decision	Footnote <sup>(4)</sup>	35	30	yes
<b>Republic of South Africa</b>	Council Decision	2007	825	—	no
<b>Mediterranean Countries</b> <sup>(9) (10)</sup>	Council Decision	2007	6 425	—	no
<b>Turkey</b>	Council Decision Turkish Earthquake Rehabilitation and Reconstruction Assistance (TERRA)	2003	600	—	no
<b>Turkey</b>	Council Decision EIB Special Action Programme in support of the consolidation and intensification of the EC-Turkey Customs Union	2004	450	—	no
<b>Central and Eastern Europe</b> <sup>(11)</sup>	Council Decision	2007	9 280	—	no
<b>Russia</b>	Council Decision	2004	100	—	no
<b>Asia and Latin America</b> <sup>(12)</sup>	Council Decision	2007	2 480	—	no
<b>EIB own resources lending facilities complementing lending under mandate</b>					
<b>Mediterranean Countries</b>	Mediterranean Partnership Facility	2004	1 000	—	no
<b>Pre-accession countries</b> <sup>(13)</sup>	Pre-Accession Facility II	2003	8 500	—	no

(1) Loans attracting interest subsidies from the European Development Fund in the case of projects in the ACP States and the OCT. Amounts required for interest subsidies are financed from grant aid.

(2) Granted and managed by the EIB.

(3) Africa: Angola, Benin, Botswana, Burkina Faso, Burundi, Cameroon, Cape Verde, Central African Republic, Chad, Comoros, Congo, Democratic Republic of Congo, Djibouti, Equatorial Guinea, Eritrea, Ethiopia, Gabon, Gambia, Ghana, Guinea, Guinea-Bissau, Ivory Coast, Kenya, Lesotho, Liberia, Madagascar, Malawi, Mali, Mauritania, Mauritius, Mozambique, Namibia, Niger, Nigeria, Rwanda, São Tomé e Príncipe, Senegal, Seychelles, Sierra Leone, Somalia, South Africa, Sudan, Swaziland, Tanzania, Togo, Uganda, Zambia, Zimbabwe.

Caribbean: Antigua and Barbuda, Bahamas, Barbados, Belize, Dominica, Dominican Republic, Grenada, Guyana, Haiti, Jamaica, St Kitts and Nevis, St Lucia, St Vincent and the Grenadines, Suriname, Trinidad and Tobago.

Pacific: Cook Islands, Fiji Islands, Kiribati, Marshall Islands, Micronesia, Nauru, Niue, Palau, Papua New Guinea, Samoa, Solomon Islands, Tonga, Tuvalu, Vanuatu.

(4) Will expire upon entry into force of the Cotonou Partnership Agreement.

(5) Will expire 5 years after the date of entry into force.

(6) Investment Facility from the European Development Fund, granted and managed by the EIB.

(7) May also take the form of technical assistance.

(8) Greenland; Mayotte, New Caledonia and Dependencies, French Polynesia, French Southern and Antarctic Territories, St Pierre and Miquelon, Wallis and Futuna; Aruba, Netherlands Antilles; Anguilla, British Antarctic Territory, British Indian Ocean Territory, British Virgin Islands, Cayman Islands, Falkland Islands, Montserrat, Pitcairn Island, St Helena and Dependencies, South Georgia and Sandwich Islands, Turks and Caicos Islands.

(9) Algeria, Cyprus, Egypt, Gaza-West Bank, Israel, Jordan, Lebanon, Malta, Morocco, Syria, Tunisia, Turkey.

(10) Balances remaining under earlier financial protocols or the entire amounts originally provided for may be drawn on concomitantly.

(11) Albania, Bosnia-Herzegovina, Bulgaria, Czech Republic, Croatia, Estonia, Federal Republic of Yugoslavia, Former Yugoslav Republic of Macedonia, Hungary, Latvia, Lithuania, Poland, Romania, Slovak Republic, Slovenia.

(12) Asia: Bangladesh, Brunei, China, India, Indonesia, Laos, Macao, Malaysia, Mongolia, Nepal, Pakistan, Philippines, Singapore, South Korea, Sri Lanka, Thailand, Vietnam, Yemen.

Latin America: Argentina, Bolivia, Brazil, Chile, Colombia, Costa Rica, Ecuador, El Salvador, Guatemala, Honduras, Mexico, Nicaragua, Panama, Paraguay, Peru, Uruguay, Venezuela.

(13) Bulgaria, Cyprus, Czech Republic, Estonia, Hungary, Latvia, Lithuania, Malta, Poland, Romania, Slovak Republic, Slovenia, Turkey.

**Table H: Financing provided in the Accession Countries in 2001**  
Breakdown by country and sector

(EUR million)

	Total	(of which Pre-Accession Facility)	Sector					Global loans
			Energy	Communications	Water management and sundry	Industry Services	Health Education	
<b>CENTRAL EUROPE</b>	<b>2 584</b>	<b>(2 210)</b>	<b>1</b>	<b>1 468</b>	<b>527</b>	—	<b>25</b>	<b>563</b>
Poland	1 144	(1 144)	—	617	349	—	25	153
Hungary	483	(443)	—	225	103	—	—	155
Czech Republic	390	(390)	—	195	70	—	—	125
Slovenia	223	(188)	1	187	5	—	—	30
Bulgaria	130	—	—	100	—	—	—	30
Slovak Republic	79	—	—	79	—	—	—	—
Lithuania	55	(5)	—	55	—	—	—	—
Romania	40	—	—	—	—	—	—	40
Estonia	35	(35)	—	5	—	—	—	30
Latvia	5	(5)	—	5	—	—	—	—
<b>MEDITERRANEAN</b>	<b>75</b>	<b>(75)</b>	—	—	—	—	<b>50</b>	<b>25</b>
Cyprus	50	(50)	—	—	—	—	50	—
Malta	25	(25)	—	—	—	—	—	25
<b>Total</b>	<b>2 659</b>	<b>(2 285)</b>	<b>1</b>	<b>1 468</b>	<b>527</b>	—	<b>75</b>	<b>588</b>
<i>(of which Pre-Accession Facility)</i>								
<b>CENTRAL EUROPE</b>	—	(2 210)	(1)	(1 164)	(527)	—	(25)	(493)
<b>MEDITERRANEAN</b>	—	(75)	—	—	—	—	(50)	(25)

**Table I: Financing provided in the Accession Countries from 1997 to 2001**  
Breakdown by country and sector

(EUR million)

	Total	(of which Pre-Accession Facility)	Sector					Global loans
			Energy	Communications	Water management and sundry	Industry Services	Health Education	
<b>CENTRAL EUROPE</b>	<b>11 485</b>	<b>(6 415)</b>	<b>362</b>	<b>7 277</b>	<b>1 730</b>	<b>777</b>	<b>25</b>	<b>1 315</b>
Poland	3 502	(3 037)	—	2 162	715	140	25	460
Romania	1 865	—	139	1 371	259	47	—	50
Czech Republic	1 855	(1 295)	—	1 195	420	—	—	240
Hungary	1 303	(1 168)	170	335	213	290	—	295
Slovak Republic	904	—	51	591	12	200	—	50
Slovenia	848	(703)	1	802	5	—	—	40
Bulgaria	703	—	—	490	53	100	—	60
Lithuania	196	(5)	—	175	21	—	—	—
Latvia	177	(95)	—	127	20	—	—	30
Estonia	132	(112)	—	30	12	—	—	90
<b>MEDITERRANEAN</b>	<b>413</b>	<b>(325)</b>	<b>130</b>	<b>100</b>	<b>30</b>	<b>0</b>	<b>50</b>	<b>103</b>
Cyprus	385	(300)	130	100	30	—	50	75
Malta	28	(25)	—	—	—	—	—	28
<b>Total</b>	<b>11 898</b>	<b>(6 740)</b>	<b>492</b>	<b>7 377</b>	<b>1 760</b>	<b>777</b>	<b>75</b>	<b>1 418</b>
<i>(of which Pre-Accession Facility)</i>								
<b>CENTRAL EUROPE</b>	—	(6 415)	(136)	(3 998)	(846)	(320)	(25)	(1 090)
<b>MEDITERRANEAN</b>	—	(325)	(100)	(100)	—	—	(50)	(75)

**Table J: Financing provided in the Partner Countries in 2001**  
Breakdown by country and sector

(EUR million)

	Resources							Sector	
	Total	own	budgetary	Energy	Communications	Water management and sundry	Industry Services	Global loans	
<b>EURO-MEDITERRANEAN</b>									
<b>PARTNERSHIP COUNTRIES</b>	<b>1 401</b>	<b>1 395</b>	<b>6</b>	<b>355</b>	<b>202</b>	<b>509</b>	—	<b>336</b>	
Turkey	370	370	—	—	72	99	—	200	
Morocco	280	280	—	90	100	90	—	—	
Algeria	225	225	—	—	—	225	—	—	
Tunisia	225	225	—	—	30	95	—	100	
Egypt	180	180	—	150	—	—	—	30	
Syria	115	115	—	115	—	—	—	—	
Mediterranean Group	6	—	6	—	—	—	—	6	
<b>ACP-OCT</b>	<b>520</b>	<b>188</b>	<b>332</b>	<b>260</b>	<b>16</b>	<b>65</b>	<b>52</b>	<b>127</b>	
Africa	436	158	278	240	1	65	44	86	
<i>Central and Equatorial</i>	144	88	56	144	—	—	—	—	
<i>Southern and Indian Ocean</i>	139	70	69	41	—	35	31	32	
<i>East</i>	85	—	85	55	1	—	4	25	
<i>West</i>	66	—	66	—	—	30	9	27	
<i>Multiregional</i>	2	—	2	—	—	—	—	2	
Caribbean	73	30	43	20	15	—	—	38	
OCT	3	—	3	—	—	—	—	3	
Multiregional	8	—	8	—	—	—	8	—	
<b>SOUTH AFRICA</b>	<b>150</b>	<b>150</b>	—	—	<b>50</b>	—	—	<b>100</b>	
<b>ASIA, LATIN AMERICA (ALA)</b>	<b>543</b>	<b>543</b>	—	<b>158</b>	<b>110</b>	—	<b>246</b>	<b>28</b>	
<b>Latin America</b>	<b>365</b>	<b>365</b>	—	<b>158</b>	<b>54</b>	—	<b>153</b>	—	
Argentina	168	168	—	77	—	—	91	—	
Brazil	127	127	—	80	—	—	47	—	
Panama	54	54	—	—	54	—	—	—	
Mexico	16	16	—	—	—	—	16	—	
<b>Asia</b>	<b>178</b>	<b>178</b>	—	—	<b>56</b>	—	<b>93</b>	<b>28</b>	
Philippines	93	93	—	—	—	—	93	—	
China	56	56	—	—	56	—	—	—	
Indonesia	28	28	—	—	—	—	—	28	
<b>BALKANS</b>	<b>319</b>	<b>319</b>	—	<b>30</b>	<b>223</b>	—	—	<b>66</b>	
Croatia	146	146	—	—	100	—	—	46	
Federal Republic of Yugoslavia	66	66	—	—	66	—	—	—	
Albania	47	47	—	30	17	—	—	—	
Bosnia-Herzegovina	40	40	—	—	40	—	—	—	
FYROM	20	20	—	—	—	—	—	20	
<b>Total</b>	<b>2 933</b>	<b>2 595</b>	<b>338</b>	<b>803</b>	<b>601</b>	<b>574</b>	<b>299</b>	<b>657</b>	

**Table K: Financing provided in the Euro-Mediterranean Partnership Countries from 1997 to 2001**  
Breakdown by country and sector

(EUR million)

	Resources							Sector	
	Total	own	budgetary	Energy	Communications	Water management and sundry	Industry Services	Global loans	
Turkey	1 162	1 150	12	—	72	594	—	497	
Morocco	944	897	47	185	355	193	130	81	
Egypt	856	824	32	228	90	175	230	133	
Tunisia	832	768	64	90	228	230	49	235	
Algeria	733	730	3	335	140	255	3	—	
Jordan	304	283	21	—	30	40	183	51	
Lebanon	191	191	—	11	20	100	—	60	
Syria	190	190	—	190	—	—	—	—	
Gaza-West Bank	148	131	17	35	20	40	27	26	
Mediterranean Group	6	—	6	—	—	—	—	6	
<b>Total</b>	<b>5 366</b>	<b>5 164</b>	<b>202</b>	<b>1 074</b>	<b>955</b>	<b>1 627</b>	<b>622</b>	<b>1 088</b>	

**Table L: Financing provided in the ACP States and the OCT from 1997 to 2001**  
Breakdown by country and sector

(EUR million)								
	Resources			Sector				
	Total	own	budgetary	Energy	Communications	Water management and sundry	Industry Services	Global loans
<b>AFRICA</b> . . . . .	<b>1 516.9</b>	<b>703.9</b>	<b>813.0</b>	<b>568.4</b>	<b>123.6</b>	<b>130.3</b>	<b>301.3</b>	<b>393.4</b>
<i>Southern Africa and Indian Ocean</i>	<i>610.8</i>	<i>338.9</i>	<i>271.9</i>	<i>223.4</i>	<i>44.4</i>	<i>100.3</i>	<i>139.8</i>	<i>102.9</i>
Mozambique . . . . .	136.0	64.4	71.6	29.1	9.0	—	85.0	12.9
Namibia . . . . .	123.0	118.5	4.5	92.3	14.4	6.3	2.0	8.0
Zambia . . . . .	82.0	—	82.0	32.0	—	—	7.0	43.0
Mauritius . . . . .	66.0	66.0	—	10.0	21.0	35.0	—	—
Lesotho . . . . .	54.0	54.0	—	—	—	54.0	—	—
Swaziland . . . . .	47.0	17.5	29.5	22.0	—	—	15.0	10.0
Madagascar . . . . .	45.0	—	45.0	25.0	—	4.0	8.0	8.0
Malawi . . . . .	28.0	6.5	21.5	—	—	—	18.0	10.0
Zimbabwe . . . . .	16.8	12.0	4.8	12.0	—	—	4.8	—
Regional . . . . .	8.9	—	8.9	—	—	—	—	8.9
Seychelles . . . . .	3.0	—	3.0	—	—	1.0	—	2.0
Comoros . . . . .	1.0	—	1.0	1.0	—	—	—	—
<i>West Africa</i>	<i>357.9</i>	<i>176.5</i>	<i>181.4</i>	<i>64.0</i>	<i>43.5</i>	<i>30.0</i>	<i>119.8</i>	<i>100.6</i>
Senegal . . . . .	111.6	72.0	39.6	—	18.0	16.0	54.6	23.0
Mauritania . . . . .	70.7	45.0	25.7	—	—	—	55.0	15.7
Ghana . . . . .	60.5	34.0	26.5	34.0	—	—	4.5	22.0
Regional . . . . .	56.8	20.0	36.8	30.0	—	—	—	26.8
Benin . . . . .	26.1	—	26.1	—	20.0	—	—	6.1
Burkina Faso . . . . .	15.0	—	15.0	—	—	14.0	1.0	—
Mali . . . . .	6.2	—	6.2	—	—	—	4.2	2.0
Côte d'Ivoire . . . . .	5.5	5.5	—	—	5.5	—	—	—
Nigeria . . . . .	5.0	—	5.0	—	—	—	—	5.0
Guinea . . . . .	0.5	—	0.5	—	—	—	0.5	—
<i>East Africa</i>	<i>303.3</i>	<i>84.5</i>	<i>218.8</i>	<i>137.0</i>	<i>24.7</i>	<i>—</i>	<i>13.9</i>	<i>127.8</i>
Kenya . . . . .	119.5	78.0	41.5	41.0	—	—	13.5	65.0
Tanzania . . . . .	78.8	—	78.8	55.0	12.8	—	—	11.0
Uganda . . . . .	63.1	6.5	56.6	—	11.0	—	0.3	51.8
Ethiopia . . . . .	41.0	—	41.0	41.0	—	—	—	—
Regional . . . . .	0.9	—	0.9	—	0.9	—	—	—
<i>Central and Equatorial Africa</i>	<i>215.8</i>	<i>104.0</i>	<i>111.8</i>	<i>144.0</i>	<i>11.0</i>	<i>—</i>	<i>27.8</i>	<i>33.0</i>
Cameroon . . . . .	95.5	34.0	61.5	64.7	—	—	15.8	15.0
Regional . . . . .	54.0	54.0	—	54.0	—	—	—	—
Chad . . . . .	25.3	5.0	20.3	25.3	—	—	—	—
Gabon . . . . .	22.0	11.0	11.0	—	—	—	12.0	10.0
Rwanda . . . . .	19.0	—	19.0	—	11.0	—	—	8.0
<i>Multiregional project</i>	<i>29.1</i>	<i>—</i>	<i>29.1</i>	<i>—</i>	<i>—</i>	<i>—</i>	<i>—</i>	<i>29.1</i>
<b>CARIBBEAN</b> . . . . .	<b>250.6</b>	<b>129.0</b>	<b>121.6</b>	<b>77.0</b>	<b>57.0</b>	<b>16.0</b>	<b>9.1</b>	<b>91.5</b>
Dominican Republic . . . . .	54.0	23.0	31.0	9.0	—	—	—	45.0
Barbados . . . . .	45.0	45.0	—	30.0	15.0	—	—	—
Jamaica . . . . .	42.0	30.0	12.0	—	42.0	—	—	—
Guyana . . . . .	20.5	—	20.5	20.0	—	—	—	0.5
Haiti . . . . .	20.0	—	20.0	—	—	16.0	—	4.0
Regional . . . . .	17.0	—	17.0	—	—	—	—	17.0
Dominica . . . . .	13.0	10.0	3.0	10.0	—	—	—	3.0
Trinidad and Tobago . . . . .	10.3	8.0	2.3	—	—	—	0.3	10.0
Belize . . . . .	8.8	—	8.8	—	—	—	8.8	—
Saint Lucia . . . . .	8.0	5.0	3.0	—	—	—	—	8.0
Suriname . . . . .	4.0	4.0	—	4.0	—	—	—	—
Saint Vincent and the Grenadines . . . . .	4.0	4.0	—	4.0	—	—	—	—
Saint Kitts and Nevis . . . . .	4.0	—	4.0	—	—	—	—	4.0
<b>PACIFIC</b> . . . . .	<b>16.0</b>	<b>—</b>	<b>16.0</b>	<b>—</b>	<b>5.0</b>	<b>—</b>	<b>2.3</b>	<b>8.7</b>
Vanuatu . . . . .	5.0	—	5.0	—	5.0	—	—	—
Samoa . . . . .	5.0	—	5.0	—	—	—	—	5.0
Fiji . . . . .	2.3	—	2.3	—	—	—	2.3	—
Kiribati . . . . .	2.0	—	2.0	—	—	—	—	2.0
Regional . . . . .	1.7	—	1.7	—	—	—	—	1.7
<b>ACP GROUP</b> . . . . .	<b>78.0</b>	<b>50.0</b>	<b>28.0</b>	<b>—</b>	<b>—</b>	<b>—</b>	<b>8.0</b>	<b>70.0</b>
<b>Total ACP States</b> . . . . .	<b>1 861.4</b>	<b>882.9</b>	<b>978.5</b>	<b>645.4</b>	<b>185.6</b>	<b>146.3</b>	<b>320.6</b>	<b>563.6</b>
<b>OCT</b> . . . . .	<b>35.0</b>	<b>24.5</b>	<b>10.5</b>	<b>9.5</b>	<b>5.0</b>	<b>—</b>	<b>—</b>	<b>20.5</b>
<b>Grand total</b> . . . . .	<b>1 896.4</b>	<b>907.4</b>	<b>989.0</b>	<b>654.9</b>	<b>190.6</b>	<b>146.3</b>	<b>320.6</b>	<b>584.1</b>

**Table M: Financing provided in South Africa from 1997 to 2001**  
Breakdown by sector

	Total	Sector				
		Energy	Communications	Water management and sundry	Industry Services	Global loans
South Africa . . . . .	776	102	145	45	25	459
<b>Total . . . . .</b>	<b>776</b>	<b>102</b>	<b>145</b>	<b>45</b>	<b>25</b>	<b>459</b>

**Table N: Financing provided in Asia and Latin America from 1997 to 2001**  
Breakdown by country and sector

	Total	Sector				
		Energy	Communications	Water management and sundry	Industry Services	Global loans
<b>Latin America . . . . .</b>	<b>1 396</b>	<b>397</b>	<b>325</b>	<b>57</b>	<b>483</b>	<b>134</b>
Brazil . . . . .	709	135	171	—	344	59
Argentina . . . . .	308	187	—	57	64	—
Mexico . . . . .	140	74	—	—	66	—
Panama . . . . .	104	—	104	—	—	—
Peru . . . . .	50	—	50	—	—	—
Regional (Andean Pact) . . . . .	40	—	—	—	—	40
Regional (Central America) . . . . .	35	—	—	—	—	35
Uruguay . . . . .	10	—	—	—	10	—
<b>Asia . . . . .</b>	<b>728</b>	<b>288</b>	<b>108</b>	<b>175</b>	<b>129</b>	<b>28</b>
Philippines . . . . .	240	72	25	50	93	—
Indonesia . . . . .	198	70	—	100	—	28
Thailand . . . . .	96	70	26	—	—	—
China . . . . .	81	—	56	25	—	—
Vietnam . . . . .	55	55	—	—	—	—
Bangladesh . . . . .	36	—	—	—	36	—
Pakistan . . . . .	21	21	—	—	—	—
<b>Total . . . . .</b>	<b>2 124</b>	<b>685</b>	<b>433</b>	<b>232</b>	<b>613</b>	<b>162</b>

**Table O: Financing provided in the Balkans from 1997 to 2001**  
Breakdown by country and sector

	Total	Sector				
		Energy	Communications	Water management and sundry	Industry Services	Global loans
Bosnia-Herzegovina . . . . .	160	60	100	—	—	—
FYROM . . . . .	150	—	130	—	—	20
Croatia . . . . .	146	—	100	—	—	46
Albania . . . . .	103	30	73	—	—	—
Federal Republic of Yugoslavia . . . . .	66	—	66	—	—	—
<b>Total . . . . .</b>	<b>625</b>	<b>90</b>	<b>469</b>	<b>—</b>	<b>—</b>	<b>66</b>

**Table P: Borrowings signed in 2001 - List of operations**

Month of issue	Subscription currency	Characteristics	Amount (million) Currency	Amount (million) EUR	Life (years)	Coupon (%)/ Structure
<b>Medium and long-term operations (before swaps)</b>						
<b>PUBLIC BORROWING OPERATIONS</b>						
January	EUR	(2)	3 000	3 000.0	5.2	4.875
	GBP		250	400.6	10.9	5.500
	GBP		75	120.2	24.3	5.500
	GBP		150	240.3	13.3	6.250
	GBP		100	160.2	27.9	6.000
	GBP		250	400.6	10.9	5.500
	GBP		75	120.2	20.4	5.375
	PLN	(1)	100	26.0	2.0	15.000
February	USD		2 000	2 149.4	5.0	5.625
	ZAR	(1)	100	14.2	5.9	11.000
	AUD	(1)	200	117.4	4.4	6.000
	EUR	(1)	97	97.0	4.0	4.200
	GBP		250	392.6	10.8	5.500
	PLN	(1)	100	26.3	2.0	15.000
	USD		500	538.0	2.9	5.000
	USD	(1)	500	538.0	3.8	5.375
	ZAR	(1)	100	13.9	5.9	11.000
	ZAR	(1)	100	13.9	5.8	11.000
March	EUR	(2)	1 000	1 000.0	7.0	5.000
	GBP		110	172.2	38.1	5.000
	GBP		100	156.6	31.2	5.625
	PLN	(1)	100	26.8	1.8	15.000
	ZAR	(1)	200	28.2	5.8	11.000
April	EUR	(2)	1 000	1 000.0	4.0	3.875
	GBP		50	80.7	31.1	5.625
	GBP		25	40.2	27.6	zero coupon
	GBP		75	121.0	36.9	zero coupon
	GBP		31	49.5	30.0	structured
	USD	(1)	51	57.7	7.0	5.000
	USD		2 000	2 264.5	3.0	4.750
	ZAR	(1)	100	14.2	10.0	10.500
May	EUR	(1)	30	30.0	10.5	structured
	GBP		75	121.1	31.1	5.625
	GBP		70	113.0	32.9	structured
	USD	(1)	500	563.3	3.6	5.375
	USD	(1)	500	563.3	3.6	5.375
	USD	(1)	500	563.3	3.7	5.625
June	HUF	(1)	20 000	78.8	2.0	9.125
	TWD		3 000	104.2	4.0	3.620
	TWD		5 000	173.6	5.0	3.720
	TWD		1 000	34.7	7.0	3.830
July	GBP		50	82.9	30.9	5.625
	GBP		50	82.9	29.0	structured
	GBP		100	165.8	2.4	7.000
	PLN	(1)	50	14.8	1.5	15.000
	USD	(1)	500	589.6	3.4	5.375
	USD	(1)	45	53.1	4.9	structured
	USD	(1)	185	218.2	3.0	4.100
	ZAR	(1)	100	14.6	5.0	9.000
August	GBP		100	162.8	3.3	6.000
	GBP		50	81.4	12.7	6.250
	GBP		100	162.8	10.3	5.500
	GBP		100	162.8	10.3	5.500
	USD		3 000	3 426.6	5.0	4.875
	USD	(1)	23	26.6	20.0	structured
	ZAR	(1)	50	6.9	5.0	9.000
	ZAR	(1)	50	6.9	9.6	10.500

**Table P: Borrowings signed in 2001 - List of operations** (continued)

Month of issue	Subscription currency	Characteristics	Amount (million) Currency	Amount (million) EUR	Life (years)	Coupon (%)/ Structure
September	EUR	(1)	20	20.0	5.0	structured
	EUR	(1)	10	10.0	5.0	structured
	GBP		100	159.1	4.3	6.125
	GBP		100	159.1	3.2	6.000
	GBP		250	397.8	2.2	7.000
	GBP		100	159.1	3.2	6.000
	USD		1 000	1 091.9	4.9	4.875
October	ZAR	(1)	100	13.0	4.9	9.000
	EUR	(1)	30	30.0	5.0	structured
	EUR	(1)	15	15.0	5.0	structured
	GBP		100	160.8	5.2	7.625
	GBP		100	160.8	2.1	7.000
	GBP		100	160.8	2.1	7.000
	ZAR	(1)	50	6.1	4.8	9.000
November	USD	(1)	30	32.9	5.9	structured
	GBP		100	161.0	5.1	7.625
	CHF		300	204.3	10.0	3.375
	CZK	(1)	541	16.1	11.2	zero coupon
	EUR	(2)	5 000	5 000.0	5.1	4.000
	GBP		150	241.4	3.0	6.000
	NOK	(1)	400	50.0	6.0	6.250
	PLN	(1)	91	24.6	10.1	zero coupon
	PLN	(1)	200	54.0	3.0	9.500
	PLN	(1)	137	37.0	10.0	zero coupon
	USD	(1)	30	33.2	5.0	structured
December	ZAR	(1)	100	11.7	4.7	9.000
	EUR	(1)	100	100.0	5.0	structured
	GBP		150	240.5	3.0	6.000
	GBP		100	160.3	6.0	7.625
	GBP	(1)	200	320.6	5.0	5.000
	GBP		250	400.8	2.0	7.000
	GBP		200	320.6	2.9	6.000
	USD	(1)	50	56.2	5.0	structured
	USD	(1)	95	106.9	3.0	structured
	USD	(1)	30	33.7	5.0	structured
	ZAR	(1)	100	10.9	4.6	9.000
ZAR	(1)	150	16.4	6.0	8.500	
			94 operations			31 160.8

(1) Operations launched under MTN or debt issuance programmes; (2) EARN

**PRIVATE BORROWING OPERATIONS**

3	EUR	(1)	96	96.2		structured
7	GBP	(1)	43	69.4		zero coupon
2	HKD	(1)	3 000	413.4		6.015-6.380
32	JPY	(1)	41 100	378.8		structured
2	USD	(1)	46	50.1		3.870-5.610
1	USD	(1)	15	16.8		zero coupon
5	USD	(1)	105	119.2		structured
			52 operations			1 143,8

N.B.: Zero coupon issues are calculated on the basis of the nominal amount multiplied by the net issue price.

**GRAND TOTAL**      **146 operations (\*)**      **32 304.7**

(\*) Effectively 148 transactions, given that certain operations were conducted in a number of tranches.

**Table Q: Borrowings signed in 2001 - Breakdown by currency before/after swaps**

	(EUR million)				
	Before swaps		Swaps	After swaps	
	Amount	%	amount	Amount	%
<b>MEDIUM AND LONG-TERM OPERATIONS</b>					
<i>European Union</i>	<b>17 261</b>	<b>53.4</b>	<b>11 337</b>	<b>28 597</b>	<b>88.9</b>
<b>EUR</b>	<b>10 398</b>	<b>32.2</b>	<b>11 137</b>	<b>21 535</b>	<b>66.9</b>
DKK			31	31	0.1
GBP	6 862	21.2	109	6 971	21.7
SEK	—	—	60	60	0.2
<b>Total Pre-in</b>	<b>6 862</b>	<b>21.2</b>	<b>200</b>	<b>7 062</b>	<b>22.0</b>
<i>Outside the European Union</i>	<b>15 044</b>	<b>46.6</b>	<b>- 11 580</b>	<b>3 575</b>	<b>11.1</b>
AUD	117	0.4	- 117	—	—
CHF	204	0.6	—	204	0.6
CZK	16	0.0	7	23	0.1
HKD	413	1.3	- 413	—	—
HUF	79	0.2	- 79	—	—
JPY	379	1.2	163	541	1.7
NOK	50	0.2	- 50	—	—
PLN	209	0.6	- 67	142	0.4
SKK	—	—	—	111	0.3
TWD	313	1.0	- 313	—	—
USD	13 092	40.5	- 10 608	2 484	7.7
ZAR	171	0.5	- 102	69	0.2
<b>TOTAL</b>	<b>32 305</b>	<b>100</b>	<b>- 133 (1)</b>	<b>32 172</b>	<b>100</b>
- of which: fixed	31 713	98.2	- 25 359 (2)	6 354	19.8
- of which: floating	591	1.8	25 226 (2)	25 818	80.2

(1) Exchange adjustments; (2) After fixed/ reverse floaters.

**Table R: Borrowings signed (before swaps) in 2001 under medium-term note or debt issuance programmes**

(Amounts in millions)				
	Number of transactions		Currency	EUR
<b>Total EU</b>	<b>18</b>			<b>788</b>
	<b>10</b>	<i>EUR</i>	<b>398</b>	<b>398</b>
	<b>8</b>	<i>GBP</i>	<b>243</b>	<b>390</b>
<b>Total non-EU</b>	<b>80</b>			<b>5 057</b>
	1	AUD	200	117
	1	CZK	541	16
	2	HKD	3 000	413
	1	HUF	20 000	79
	32	JPY	41 100	379
	1	NOK	400	50
	7	PLN	778	209
	22	USD	3 205	3 622
	13	ZAR	1 300	171
<b>Total</b>	<b>98</b>			<b>5 845</b>



**Table S: Borrowings signed (before swaps) from 1997 to 2001**

(EUR million)

	1997		1998		1999		2000		2001	
	amount	%	amount	%	amount	%	amount	%	amount	%
<b>1. Resources borrowed</b>										
<b>European Union</b>										
ECU/EUR (*)	1 300	5.6	3 500	11.6	11 646	41.1	6 607	22.8	10 398	32.2
DEM	2 651	11.5	2 854	9.5						
FRF	2 066	9.0	696	2.3						
ITL	5 301	23.0	4 219	14.0						
BEF	—	—	—	—						
NLG	525	2.3	—	—						
IEP	—	—	—	—						
LUF	99	0.4	49	0.2						
ESP	1 770	7.7	357	1.2						
PTE	354	1.5	74	0.2						
ATS	—	—	—	—						
FIM	17	0.1	—	—						
<b>Total Euro-11 (**)</b>	<b>14 082</b>	<b>61.0</b>	<b>11 749</b>	<b>39.0</b>	<b>11 646</b>	<b>41.1</b>	<b>6 607</b>	<b>22.8</b>	<b>10 398</b>	<b>32.2</b>
DKK	228	1.0	—	—	—	—	—	—	—	—
GBP	2 875	12.5	7 949	26.4	6 974	24.6	14 352	49.5	6 862	21.2
GRD	161	0.7	255	0.8	289	1.0	—	—	—	—
SEK	95	0.4	120	0.4	—	—	—	—	—	—
<b>Total: "Pre-in"</b>	<b>3 358</b>	<b>14.6</b>	<b>8 324</b>	<b>27.6</b>	<b>7 263</b>	<b>25.6</b>	<b>14 352</b>	<b>49.5</b>	<b>6 862</b>	<b>21.2</b>
<b>Total</b>	<b>17 441</b>	<b>75.6</b>	<b>20 073</b>	<b>66.6</b>	<b>18 909</b>	<b>66.7</b>	<b>20 959</b>	<b>72.3</b>	<b>17 261</b>	<b>53.4</b>
of which: fixed	13 571	58.8	19 720	65.4	17 709	62.5	20 266	69.9	16 985	52.6
of which: floating	3 870	16.8	353	1.2	1 201	4.2	694	2.4	275	0.9
<b>Outside the European Union</b>										
AUD	131	0.6	—	—	244	0.9	—	—	117	0.4
CAD	—	—	62	0.2	14	0.0	—	—	—	—
CHF	566	2.5	125	0.4	622	2.2	641	2.2	204	0.6
CZK	55	0.2	64	0.2	85	0.3	111	0.4	16	0.0
EEK	—	—	9	0.0	—	—	—	—	—	—
HKD	57	0.2	—	—	514	1.8	524	1.8	413	1.3
HUF	—	—	28	0.1	49	0.2	—	—	79	0.2
JPY	1 380	6.0	28	0.1	753	2.7	182	0.6	379	1.2
NOK	—	—	60	0.2	190	0.7	—	—	50	0.2
NZD	170	0.7	175	0.6	45	0.2	—	—	—	—
PLN	—	—	—	—	—	—	93	0.3	209	0.6
SKK	—	—	—	—	66	0.2	—	—	—	—
TWD	—	—	170	0.6	179	0.6	390	1.3	313	1.0
USD	3 011	13.0	9 005	29.9	6 447	22.8	5 975	20.6	13 092	40.5
ZAR	261	1.1	344	1.1	217	0.8	126	0.4	171	0.5
<b>Total</b>	<b>5 631</b>	<b>24.4</b>	<b>10 072</b>	<b>33.4</b>	<b>9 425</b>	<b>33.3</b>	<b>8 042</b>	<b>27.7</b>	<b>15 044</b>	<b>46.6</b>
of which: fixed	4 644	20.1	10 001	33.2	9 338	33.0	8 042	27.7	14 728	45.6
of which: floating	986	4.3	71	0.2	87	0.3	—	—	316	1.0
<b>TOTAL</b>	<b>23 071</b>	<b>100.0</b>	<b>30 144</b>	<b>100.0</b>	<b>28 334</b>	<b>100.0</b>	<b>29 002</b>	<b>100.0</b>	<b>32 305</b>	<b>100.0</b>
of which: fixed	18 215	79.0	29 720	98.6	27 046	95.5	28 308	97.6	31 713	98.2
of which: floating	4 856	21.0	424	1.4	1 288	4.5	694	2.4	591	1.8
<b>Medium and long-term operations</b>										
- Public borrowing operations	22 482	97.4	29 708	98.6	26 730	94.3	28 027	96.6	31 161	96.5
- Private borrowing operations	589	2.6	437	1.4	1 604	5.7	974	3.4	1 144	3.5
<i>of which medium-term notes</i>	<i>5 402</i>	<i>23.4</i>	<i>5 640</i>	<i>18.7</i>	<i>8 709</i>	<i>30.7</i>	<i>6 394</i>	<i>22.0</i>	<i>5 845</i>	<i>18.1</i>
<b>2. Euro debt exchange offer programme</b>										
	—	—	<b>1 318 (1)</b>	—	<b>961 (1)</b>	—	—	—	—	—
<b>GRAND TOTAL</b>	<b>23 071</b>	—	<b>31 463</b>	—	<b>29 295</b>	—	<b>29 002</b>	—	<b>32 305</b>	—

(\*) 1996: ECU; 1997-1998: EUR with issue price and coupon initially payable in ECU; from 1999: EUR

(\*\*) Euro-12 as from 2001 with integration of the GRD

(1) 1998: DEM FRF ITL; 1999: EUR FRF ITL

**Table T: Borrowings signed (after swaps) from 1997 to 2001**

(EUR million)

	1997		1998		1999		2000		2001	
	amount	%	amount	%	amount	%	amount	%	amount	%
<b>1. Resources raised</b>										
<b>European Union</b>										
ECU/EUR (*)	1 300	5.6	3 554	11.8	12 422	43.8	12 366	42.6	21 535	66.9
DEM	3 437	14.9	4 675	15.5						
FRF	2 590	11.2	847	2.8						
ITL	5 044	21.9	4 219	14.0						
BEF	—	—	—	—						
NLG	17	0.1	—	—						
IEP	58	0.3	—	—						
LUF	99	0.4	—	—						
ESP	2 599	11.3	1 102	3.7						
PTE	1 092	4.7	395	1.3						
ATS	—	—	—	—						
FIM	45	0.2	128	0.4						
<b>Total Euro-11 (**)</b>	<b>16 280</b>	<b>70.7</b>	<b>14 921</b>	<b>49.6</b>	<b>12 422</b>	<b>43.8</b>	<b>12 366</b>	<b>42.6</b>	<b>21 535</b>	<b>66.9</b>
DKK	134	0.6	30	0.1	186	0.7	108	0.4	31	0.1
GBP	2 875	12.5	8 069	26.8	6 974	24.6	11 105	38.2	6 971	21.7
GRD	161	0.7	255	0.8	15	0.1	—	—	—	—
SEK	189	0.8	120	0.4	60	0.2	185	0.6	60	0.2
<b>Total Pre-in</b>	<b>3 359</b>	<b>14.6</b>	<b>8 474</b>	<b>28.2</b>	<b>7 236</b>	<b>25.5</b>	<b>11 398</b>	<b>39.3</b>	<b>7 062</b>	<b>22.0</b>
<b>Total</b>	<b>19 639</b>	<b>85.3</b>	<b>23 395</b>	<b>77.7</b>	<b>19 658</b>	<b>69.3</b>	<b>23 764</b>	<b>81.8</b>	<b>28 597</b>	<b>88.9</b>
of which: fixed	10 242	44.5	13 956	46.4	4 641	16.4	4 200	14.5	5 930	18.4
of which: floating	9 397	40.8	9 439	31.4	15 017	53.0	19 564	67.4	22 667	70.5
<b>Outside the European Union</b>										
CHF	566	2.5	125	0.4	622	2.2	641	2.2	204	0.6
CZK	—	—	11	0.0	85	0.3	139	0.5	23	0.1
HUF	—	—	28	0.1	49	0.2	—	—	—	—
JPY	541	2.4	—	—	—	—	363	1.2	541	1.7
NOK	—	—	60	0.2	—	—	78	0.3	—	—
PLN	—	—	—	—	—	—	52	0.2	142	0.4
SKK	—	—	—	—	—	—	—	—	111	0.3
USD	2 211	9.6	6 451	21.4	7 825	27.6	3 891	13.4	2 484	7.7
ZAR	68	0.3	29	0.1	116	0.4	110	0.4	69	0.2
<b>Total</b>	<b>3 387</b>	<b>14.7</b>	<b>6 703</b>	<b>22.3</b>	<b>8 697</b>	<b>30.7</b>	<b>5 274</b>	<b>18.2</b>	<b>3 575</b>	<b>11.1</b>
of which: fixed	2 116	9.2	2 001	6.6	1 865	6.6	832	2.9	424	1.3
of which: floating	1 271	5.5	4 702	15.6	6 833	24.1	4 442	15.3	3 151	9.8
<b>TOTAL</b>	<b>23 025</b>	<b>100.0</b>	<b>30 098</b>	<b>100.0</b>	<b>28 355</b>	<b>100.0</b>	<b>29 038</b>	<b>100.0</b>	<b>32 172</b>	<b>100.0</b>
of which: fixed	12 358	53.7	15 957	53.0	6 506	22.9	5 032	17.3	6 354	19.8
of which: floating	10 668	46.3	14 141	47.0	21 850	77.1	24 006	82.7	25 818	80.2
<b>Medium and long-term operations</b>										
- Public borrowing operations	22 438	97.5	29 660	98.5	26 743	94.3	28 064	96.6	31 033	96.5
- Private borrowing operations	587	2.5	438	1.5	1 613	5.7	974	3.4	1 139	3.5
Of which medium-term notes	5 377	23.4	5 633	18.7	8 709	30.7	6 394	22.0	5 845	18.2
<b>2. Euro debt exchange offer programme</b>										
	—	—	1 318 (1)	—	961 (1)	—	—	—	—	—
<b>GRAND TOTAL</b>	<b>23 025</b>	<b>—</b>	<b>31 417</b>	<b>—</b>	<b>29 317</b>	<b>—</b>	<b>29 038</b>	<b>—</b>	<b>32 172</b>	<b>—</b>

(\*) 1996: ECU ; 1997-1998: EUR with issue price and coupon initially payable in ECU; from 1999: EUR

(\*\*) Euro-12 as from 2001 with integration of the GRD

(1) 1998: DEM FRF ITL ; 1999: EUR FRF ITL

**Table U: Resources raised in ECU/EUR from 1981 to 2001 (\*)**

(Amounts in million)

Year	Fixed-rate borrowings		Floating-rate borrowings			Total	Raised in ECU/EUR (A)	Total raised (B)	A/B as %
	Before swaps	After swaps	After swaps	Commercial paper	Certificates of deposit				
1981-1995	10 760	10 460	2 375	1 200	400	4 321	14 446	126 692	11.40
1996	650	500	—	—	—	—	500	17 553	2.85
1997	1 300	1 300	—	—	—	—	1 300	23 025	5.65
1998	3 500	2 850	704	—	—	704	3 554	30 098	11.81
1999	11 253	2 155	10 267	—	—	10 267	12 422	28 355	43.81
2000	6 507	1 742	10 624	—	—	10 624	12 366	29 038	42.59
2001	10 368	4 161	17 374	—	—	17 374	21 535	32 172	66.94
<b>Total</b>	<b>44 338</b>	<b>23 169</b>	<b>41 344</b>	<b>1 200</b>	<b>400</b>	<b>43 290</b>	<b>66 123</b>	<b>286 934</b>	<b>23.04</b>

(\*) Funds raised (excluding liquid holdings).

From 1997 to 1998, euro-denominated issues with issue price and coupon initially payable in ECU. Euro introduced as from 1999.

## Conversion rates

The conversion rates used by the EIB during each quarter for recording statistics of its financing operations - contract signatures and disbursements - as well as of its borrowings are those obtaining on the last working day of the previous quarter; in 2001, these were as follows:

		2001			
1 euro =		EUR			
Austrian Schilling	ATS	13.7603			
Belgian franc	BEF	40.3399			
Deutsche Mark	DEM	1.95583			
Spanish peseta	ESP	166.386			
Finnish markka	FIM	5.94573			
French franc	FRF	6.55957			
Greek drachma	GRD	340.75			
Irish pound	IEP	0.787564			
Italian lira	ITL	1 936.27			
Luxembourg franc	LUF	40.3399			
Netherlands guilder	NLG	2.20371			
Portuguese escudo	PTE	200.482			
		31.12.2000	31.03.2001	30.06.2001	30.09.2001
		1st quarter	2nd quarter	3rd quarter	4th quarter
		2001	2001	2001	2001
Danish krone	DKK	7.46310	7.46270	7.44440	7.43670
Pound sterling	GBP	0.624100	0.619200	0.603100	0.622000
Swedish krona	SEK	8.83130	9.15700	9.21250	9.73210
United States dollar	USD	0.930500	0.883200	0.848000	0.913100
Japanese yen	JPY	106.9200	110.740	105.370	109.020

The EIB wishes to thank promoters and agencies for the photographs illustrating this report:

For further information on EIB activity, please contact the Information and Communications Department, Adam McDonough, tel. (+352) 43 79 3147, fax (+352) 43 79 3189

## Publications

The EIB publishes a wide range of brochures aimed at both professionals and the general public.

These can be divided into different categories:

- **General**

Annual Report, Statute, EIB Information, video cassettes, What is the EIB Group?

- **Strategies**

Information policy, Corporate Operational Plan 2002-2004, current and future policy on lending in the Central European Accession countries, environmental policy.

- **Thematic brochures and procedures**

Published in 2001: Urban Development - EIB in the Cities; EIB Financing of Corporate Projects in the Accession Countries; The Project Cycle at the European Investment Bank; Development of Trans-European Transport Networks: the Way Forward; EIB Group support for SMEs.

- **Country fact sheets**

Describing EIB financing facilities available in different countries and geographical areas.

- **Technical studies**

Published in 2001: The European Audiovisual Industry; Financing Innovative Firms through Venture Capital.

- **Economic and Financial Studies**

Presenting the results of research carried out by EIB staff together with contributions from external scholars and specialists.

- **Ex-post Evaluation Studies**

Reports prepared by the EIB's Operations Evaluation Department.

Published in 2001: EIB Financing of Energy Projects in the EU and in Central and Eastern European countries; Evaluation of the risk capital operations carried out by the EIB in four ACP Countries; EIB Contribution to Regional Development.

The EIB primarily publishes these documents on its website:

[www.eib.org](http://www.eib.org)

Where no electronic version exists, publications can be obtained, if available, in their original format, free of charge, from the following address:

Information and Communications  
Department  
Info-Desk  
Tel.: (+352) 43 79 3122  
Fax: (+352) 43 79 3189  
e-mail: [info@eib.org](mailto:info@eib.org)

The EIF also publishes several brochures which can be divided into the following categories:

- **General**

Annual Report, Statutes, Rules of Procedure

- **Operational brochures**

These documents are available on the EIF's website:

[www.eif.org](http://www.eif.org)

## EIB Group addresses

### European Investment Bank

100, boulevard Konrad Adenauer  
L-2950 Luxembourg  
Tel. (+352) 43 79 - 1  
Fax (+352) 43 77 04

website: [www.eib.org](http://www.eib.org)

E-mail: [info@eib.org](mailto:info@eib.org)



*Department for  
Lending Operations in:  
Italy, Greece, Cyprus and Malta  
Via Sardegna, 38  
I-00187 Rome  
Tel. (+39) 06 47 19 - 1  
Fax (+39) 06 42 87 34 38*

*Athens Office:  
364, Kifissias Ave & 1, Delfon  
GR-152 33 Halandri/Athens  
Tel. (+30) 10 68 24 517 - 9  
Fax (+30) 10 68 24 520*

*Berlin Office:  
Lennéstrasse, 17  
D-10785 Berlin  
Tel. (+49 - 30) 59 00 479 - 0  
Fax (+49 - 30) 59 00 47 99*

*Brussels Office:  
Rue de la loi 227  
B-1040 Brussels  
Tel. (+32 - 2) 23 50 070  
Fax (+32 - 2) 23 05 827*

*Lisbon Office:  
Regus Business Center  
Avenida da Liberdade, 110 - 2°  
P-1269-046 Lisbon  
Tel. (+351) 21 34 28 989  
Fax (+351) 21 34 70 487*

*Madrid Office:  
Calle José Ortega y Gasset, 29  
E-28006 Madrid  
Tel. (+34) 91 43 11 340  
Fax (+34) 91 43 11 383*

### European Investment Fund

43, avenue J.F. Kennedy  
L-2968 Luxembourg  
Tel. (+352) 42 66 88 - 1  
Fax (+352) 42 66 88 - 200

website: [www.eif.org](http://www.eif.org)

E-mail: [info@eif.org](mailto:info@eif.org)

