




Fourty Years of FEBS

1964 - 2003



©2004 by FEBS

350 Main Street, Malden, MA 02148-50-20 USA
108 Cowley Road, Oxford OX 4 1JF, UK
550 Swanston Street, Carlton, Victoria 3053, Australia

All rights reserved. No part of this publication may be reproduced, stored in a retrieval system, or transmitted, in any form or by any means, electronic, mechanical, photocopying, recording or otherwise, except as permitted by the UK Copyright, Designs, and Pattern Act 1988, without the prior permission of the publisher.

First published 2004 by Blackwell Publishing Ltd

ISBN 1-4051-1764-8 (hardback)

Set in 9.5/12pt Sabon
by Graphiccraft Ltd, Hong Kong
Printed and bound in the United Kingdom
by TJ International Ltd, Padstow, Cornwall

For further information on
Blackwell Publishing, visit our website:
<http://www.blackwellpublishing.com>



***A FEDERATION OF THE SOCIETIES
OF BIOCHEMISTRY AND MOLECULAR BIOLOGY***

FOURTY YEARS OF FEBS

1964 to 2003

- A MEMOIR -

Horst Feldmann

Contents

| | |
|---|------------|
| Preface for the Second Edition..... | iii |
| Introduction..... | iv |
| Foreword..... | vii |
| 1 The Founding of FEBS and Early Developments | 1 |
| 1.1 The Foundation and Early Years of FEBS | 1 |
| 1.2 The First Ten Years of FEBS: Retrospect and Prospect | 10 |
| 2 FEBS - From the End of the 20th Into the Next Century | 15 |
| 2.1 FEBS, the First Twenty Years (1964-1984) | 15 |
| 2.2 Biochemistry in Europe - The Role of the Federation of Biochemical Societies (FEBS) | 19 |
| 2.3 FEBS - 25th Anniversary | 20 |
| 2.4 FEBS In The New Millennium | 22 |
| 3 FEBS Objectives and Bodies | 25 |
| 3.1 FEBS Activity Portfolio | 25 |
| 3.2 FEBS as an Organisation | 25 |
| 4 FEBS Meetings | 33 |
| 4.1 A General Overview | 33 |
| 4.1.1 Importance and Format | 33 |
| 4.1.2 Publications | 34 |
| 4.1.3 Satellite Meetings | 36 |
| 4.2 Reminiscences of a 'Frequent' Participant to FEBS Meetings | 41 |
| 5 FEBS Publications | 62 |
| 5.1 FEBS Publications Committee | 62 |
| 5.2 The European Journal of Biochemistry | 68 |
| 5.2.1 Editorial for EJB in 1999 | 81 |
| 5.2.2 The European Journal of Biochemistry in January 2003 | 83 |
| 5.3 FEBS Letters | 85 |
| 5.3.1 FEBS Letters | 85 |
| 5.3.2 The Early Days of FEBS Letters | 86 |
| 5.3.3 An Appreciation of Professor S.P. Datta, Managing Editor of FEBS Letters, 1968-1985.... | 88 |
| 5.3.4 FEBS Letters: 30 Years | 90 |
| 5.3.5 A Good-bye And Best Wishes for the Next Millennium From the Managing Editor | 93 |
| 5.3.6 FEBS Letters – Future Plans | 94 |
| 5.3.7 FEBS Letters in the New Millenium | 98 |
| 5.4 FEBS Bulletin | 100 |
| 5.5 FEBS Website | 101 |
| 5.6 FEBS Newsletter | 102 |
| 5.6.1 Good News: FEBS NewsLetter | 102 |
| 5.6.2 About FEBS NewsLetter and FEBS Information Platform | 102 |
| 6 Educational and Other Activities of FEBS | 104 |
| 6.1 FEBS Advanced Courses..... | 104 |
| 6.1.1 Aims and Guidelines | 104 |

| | | |
|----------|--|------------|
| 6.1.2 | FEBS Advanced Courses - Personal Views of Two Chairmen | 107 |
| 6.2 | FEBS Fellowships | 115 |
| 6.2.1 | General Aims and Programmes | 115 |
| 6.2.2 | The FEBS Fellowships Committee in the Period 1983-1992 | 117 |
| 6.2.3 | Success of the Exchange Programmes | 119 |
| 6.3 | The Scientific Apparatus Recycling Scheme (SARS) | 123 |
| 6.3.1 | The Scientific Apparatus Recycling Scheme (SARS) | 123 |
| 6.4 | New FEBS Activities Since 1999 | 127 |
| 6.4.1 | Working Group on Science and Society | 130 |
| 6.4.2 | Activities of the Working Groups on Ways of Improving Assistance to Central and Eastern European Countries | 131 |
| 6.4.3 | Working Group on Education in Biochemistry | 134 |
| 6.4.4 | Working Group on Young Scientists Careers | 135 |
| 6.4.5 | Working Group on Women in Science (WISE) | 136 |
| 7 | FEBS Awards | 139 |
| 7.1 | Sir Hans Krebs Lecture and Medal | 139 |
| 7.2 | FEBS Anniversary Prizes of the Gesellschaft für Biochemie und Molekularbiologie | 140 |
| 7.3 | Datta Lectureship Award | 141 |
| 7.4 | Theodor Bücher Lecture and Medal | 142 |
| 7.5 | FEBS Diplôme d'Honneur | 144 |
| 7.6 | FEBS Ferdinand Springer Lectureship | 145 |
| | Epilogue | 148 |
| | Annex 1 | 149 |
| 1.1 | FEBS Statutes, Rules and Guidelines ann. 2003 | 150 |
| 1.2 | FEBS Contact details | 183 |
| | Annex 2 | 186 |
| 2.1 | Plenary Lectures at the first FEBS Meetings | 186 |
| 2.2 | The first published FEBS Symposia | 187 |
| | Annex 3 | 197 |
| | FEBS Advanced Courses 1965 – 2003 | 197 |

Preface for the 'Second Edition'

In 2003, Blackwell Publishers, Oxford, published the FEBS Memoir on behalf of the Federation of European Societies for Biochemistry and Molecular Biology in book form. Unfortunately, all colour plates could be printed only in black and white. This 'second edition' - which is edited as a collection of PDF files - takes care of reproducing all original colour photographs, with some new photographs included. The text has been revised thoroughly and updated by data that became available after the book had been published. Thus the actual content extends to the end of the year 2003.

I would like to thank several colleagues who detected errors in the printed version or supplied additional material to make this account as authentic and comprehensive as possible.

Munich, July 2004

Horst Feldmann

Introduction

The Federation of European Biochemical Societies (FEBS) is an umbrella organisation that aims to promote, encourage and support biochemistry, molecular cell biology and molecular biophysics throughout Europe in a variety of different ways, through a wide portfolio of activities; FEBS funds advanced courses, provides various types of fellowships, publishes primary research through its publications – *FEBS Letters* and the *European Journal of Biochemistry* –, facilitates the exchange of information at an annual Congress, and awards prizes and medals in recognition of scientific distinction. Furthermore FEBS plays an active role in the European Research Area (ERA), and in supporting the career of young scientists, women in science, and education in biochemistry, via various working groups and committees. Last but not least, FEBS support colleagues in Central and Eastern Europe, e.g. by distributing surplus research materials.

FEBS came into official existence on 1 January 1964, with 18 adhering societies from Austria, Belgium, Bulgaria, Czechoslovakia, Denmark, Finland, France, Germany, Great Britain, Hungary, Italy, The Netherlands, Norway, Poland, Portugal, Spain, Sweden, and Switzerland. At the opening of the first meeting, the Society delegates to the FEBS Council, plus the officers of FEBS, autographed a copy of the statutes, as detailed in chapter 1. The statutes 'of the first hour' themselves filled only one page (see chapter one, figure 1.2). The statutes and guidelines of the year 2003 is a 32-page document (Annex 1). In the years to follow, as Biochemical Societies from other European countries applied for membership in FEBS, and FEBS it self engaged in new activities, the number of adhering bodies grew and the statutes had to pay attention to these developments. Around 1989/90, the Federation counted 27 member Societies, because FEBS aimed at intensifying contacts and cooperation preferably with Eastern European Societies. After the 'silent' revolution in the Eastern block, FEBS was further open to memberships from those countries that had acquired their independence, though sometimes it was not easy for Council to define how far to extend the 'European area'.

Today, with more than 40.000 members distributed among 42 countries, FEBS is one of the largest organisations in European life sciences. The members (the Constituent and Associated Societies of FEBS) as per 2003 are:

- Armenian Biochemical Society
- Austrian Society for Biochemistry and Molecular Biology
- Azerbaijan Society of Biochemists and Molecular Biologists
- Belarusian Biochemical Society
- Belgium Society for Biochemistry and Molecular Biology
- Bulgarian Society for Biochemistry, Biophysics and Molecular Biology
- Croatian Biochemical Society
- Biochemical Society of Cyprus
- Czech Society for Biochemistry and Molecular Biology
- Danish Society for Biochemistry and Molecular Biology
- Estonian Biochemical Society
- Finnish Society for Biochemistry, Biophysics and Microbiology
- Macedonian Biochemical Society
- French Society of Biochemistry and Molecular Biology
- German Society for Biochemistry and Molecular Biology
- The Biochemical Society
- Hellenic Society of Biochemistry & Molecular Biology



Figure 0.1: Member Societies of FEBS in 2003.

- Biochemical Society of Hungary
- Biochemical Society of Islands
- The Biochemical Society, Irish Area Section
- Israel Society for Biochemistry and Molecular Biology
- Italian Society for Biochemistry and Molecular Biology
- Latvian Biochemical Society
- Lithuanian Biochemical Society
- Moldavian Society of Biochemistry and Molecular Biology
- Moroccan Biochemical Society
- The Netherlands: The Netherlands Society for Biochemistry and Molecular Biology
- Norwegian Biochemical Society
- Polish Biochemical Society
- Portuguese Biochemical Society
- Romanian Society for Biochemistry and Molecular Biology
- The Russian Biochemical Society

- Slovak Society for Biochemistry and Molecular Biology
- The Slovenian Biochemical Society
- Spanish Society of Biochemistry and Molecular Biology
- Swedish Society of Biochemistry and Molecular Biology
- Swiss Society for Biochemistry
- Turkish Biochemical Society
- Tunisian Association of Biological Sciences
- Ukrainian Biochemical Society
- Yugoslav Biochemical Society

As the 40th Anniversary of the founding of FEBS is approaching, the Executive Committee decided that one way to celebrate this event would be to publish a Memoir covering major aspects of its foundation and early developments as well as presenting an overview on FEBS activities and contributions to support the ever growing disciplines of biochemistry, molecular cell biology and molecular biophysics throughout Europe.

Foreword



Guy Dirheimer

Past Chairman of the FEBS Executive Committee, 1999-2002

„Independence in interdependence“, this could be the motto of FEBS. FEBS is one of the only European scientific organizations to be auto-financed. It does not receive any governmental help or charity. Nevertheless, FEBS is in an excellent financial condition. This permits FEBS to choose its members and its scientific policy independently, without submitting to external pressure. This independence is however only possible because of the interdependence of FEBS' many members who democratically elect – via their delegates at the annual Council Meetings – the members of the FEBS Committees. These individuals sacrifice themselves, on a completely voluntary basis, sparing neither efforts nor time (and often without secretarial help), to the activities of FEBS, just because they consider that European Biochemistry and Molecular Biology deserves to be supported and developed.

FEBS is not a static organization, but a dynamic one, as this book by Horst Feldmann clearly reflects. At the beginning, the idea to create FEBS was followed by the adoption of its statutes and of the organization of the first FEBS Meeting 38 years ago. These events are perfectly described by W.J. Whelan in the first chapter of this book.

FEBS has much evolved since 1964. From 18 Constituent Societies it has now grown to 36 full members and 5 associate members. Its dynamism found expression since its inception in many activities. As early as 1965 the Advanced Courses were organized, and a FEBS Bulletin was published. Then, in 1967, the European Journal of Biochemistry, of which C. Liébecq was the first managing editor, was established. And then, in 1968, the establishment of FEBS Letters followed, a journal of which S.P. Datta assumed the responsibility for in 27 years with his well-known dynamism and enthusiasm. G. Semenza succeeded him for 14 years with competence and dedication. The two journals have a great international reputation and the successive editors in chief succeeded in fructifying and enhancing them. All European Biochemists and Molecular Biologists should be very keen to publish their best papers in them. In fact FEBS had practically no resources at its beginning, and its assets did not exceed 1000 British pounds in 1967. This situation changed thanks to the income of the two journals, and thanks to the rigour and know-how of the two successive treasurers of FEBS, S.P. Datta and J. Mowbray. The income permitted FEBS to develop new initiatives, essentially in favour of young scientists, who remain one of FEBS major concerns. In 1971 the Youth Travel Fund, which allows young scientists to attend the Advanced Courses, was initiated. Then followed establishment of the programme of FEBS Fellowships, of which I had the honour to be the first Fellowship officer in 1979. This programme has also evolved a lot since, as is shown in several chapters of this book. At the beginning it comprised only Short Term Fellowships, thereafter it enlarged with the creation of Summer Fellowships and Long Term Fellowships. Bursaries permitting young scientists to attend the FEBS Meetings were created in 1990. Finally, owing to the difficult situation of the young Biochemists and Molecular Biologists in some Central and Eastern European countries, „Collaborative Experimental Scholarships“, were established along with a „Follow-up Research Grant“, which was established in order to favour the installation of the long term fellows in their country of origin, as well as to struggle against the brain drain, which the fellowships could promote. However FEBS cannot substitute

for governments, and if decent salaries are not paid to young scientists and assistants in universities, the emigration will continue. We hope that the situation will improve in the future.

Another recent initiative of FEBS was the creation of a „Working Group to explore ways to improve assistance to Biochemists of Central and Eastern European Countries“ in 1999. This working group has already travelled to Rumania and Ukraine, where it has defined supplementary assistances to be added to those of the „Scientific Apparatus Recycling Scheme“, which was created in 1990, and to this day brilliantly managed by P. Campbell.

One major objective of FEBS is education, as is written in the first sentence of its Statutes. This naturally is reflected by the nature of many of the activities, which are carried out within the organisation. The setting up in 2000 of a „Working Group on Education in Biochemistry in Europe“ aims to accentuate this orientation too. Recently other initiatives have been taken with the creation of new working groups or committees. These include „Working Group on Careers of Young Scientists“, which focuses on helping young researchers (considered to be the fundamental duty of FEBS), a „Working Group on Women in Science“ and a „Science and Society Committee“.

FEBS does not like to withdraw into itself. Under the impulse of our dynamic Secretary General J. Celis the relations of FEBS with IUBMB have been developed with the organization of a common Congress in 2000, but other initiatives are also undertaken: Participation of FEBS in the „European Life Science Forum“, cooperation with UNESCO etc., as is detailed in one contribution to this book by J. Celis. FEBS is well on its way to become one of the leading organizations in the life sciences in Europe, to the benefit of all Biochemists and Molecular Biologists whose role in the achievement of these sciences will continue to grow in the century, which has just begun.

Written on the occasion of the 28th FEBS Meeting in Istanbul 2002.

1 The Founding of FEBS and Early Developments

1.1 The Foundation and Early Years of FEBS



W.J. Whelan

Department of Biochemistry, University of Miami School of Medicine, USA

It was Frank Young's and Peter Campbell's fault that I became involved in the formation of FEBS. I succeeded Campbell as Meetings Secretary of The Biochemical Society in 1959, Campbell becoming the Committee Secretary. As Meetings Secretary, he had already persuaded the Committee to look towards continental Europe in two ways. One was to encourage the continental societies to invite The Biochemical Society to hold joint meetings on their home ground.

The other was for The Biochemical Society to issue a general invitation to all European societies to have their members attend The Biochemical Society's summer meeting, which traditionally alternated between Oxford and Cambridge. Joint meetings in Finland in 1959 and France in 1960 had already been planned, and I set up further such meetings over the next several years, until 1965, in Belgium, The Netherlands, Sweden and Italy. These meetings were terminated when the annual FEBS meetings began, as their logical successors.

Hans Krebs and Frank Young, as the respective hosts at Oxford and Cambridge, willingly accepted the idea of larger audiences at the summer meetings, and a start was made at Cambridge in 1960 and Oxford in 1961. There followed immediately the Fifth International Congress of Biochemistry in Moscow in August 1961. By this time, through these various contacts, I was beginning to make good friends with fellow officers in the continental European biochemical societies. My further activities in Society affairs might have stopped at this time because I resigned my position as Meetings Secretary. I had begun to be bored with the routine of setting up each Society meeting, and arranging the printing, and I felt that if boredom was setting in, then I was not serving the Society. At the last Committee Meeting I attended as Meetings Secretary in December 1961, there was on the agenda a proposal that had originated with Young, namely that The Biochemical Society should appoint a foreign secretary. This was agreed, with the amendment on the suggestion of Henry Arnstein, that the post be called International Secretary. Arnstein in fact became my successor as Meetings Secretary. The suggestion was adopted by the Society at its annual general meeting the following March, and the Committee was kind enough to invite me to occupy this new post, which I gladly accepted because I felt that there was an opportunity here for creativity, in fostering intra-European relations. The summer meeting at Cambridge, to which the continental European biochemists were invited, had already been arranged, and I contacted as many European societies as I was aware of, suggesting that an informal discussion be held during the Cambridge meeting, with the idea of putting intra-European biochemical contacts onto a more established basis. A spur to the idea of more formal contact, and arranging meetings for European biochemists, came from the upcoming venues for the International Congresses of Biochemistry. At that time the congresses were the only open, general meetings available to biochemists, and with New York chosen for 1964 and Tokyo for 1967, it would not be until at least 1970 that another IUB Congress could be held in Europe. This was a distinct disadvantage to the younger biochemists.

The informal meeting was held, and I detected a great deal of enthusiasm towards the idea of such collaboration. Memories are hazy now, but I have a firm recollection of the support from Otto Hoffmann-Ostenhof for Austria and Jean Emile Courtois for France.

eastern European biochemical societies felt that the description of the organization as a federation was too strong a term, and might not lead to approval by their respective governments, in cases where governmental approval was necessary. I resisted this suggestion because I could already see the convenience of describing the organization as FEBS, and the lesser attraction of AEBS. No trouble on this score was, in fact, ever raised.




Figure 1.2: First meeting of FEBS Council at the National Liberal Club in London.

From left to right (clockwise around the table): (1) H. Veldstra (NL), (2) S. Bergström (S), (3) F. Lundquist (DK), (4) M. Brenner (CH), (5) W.F.J. Culbertson (Treasurer The Biochemical Society), (6) A. Sols (E), (7) K. Zakrewski (PO), (8) W.J. Whelan (Secretary-General, FEBS), (9) F.C. Happold (UK, Chairman, FEBS), (10) S.P. Datta (UK, Treasurer, FEBS), (11) S. Mason (Cook & Son, Ltd.), (12) S. Moore (IUB), (13) J.E. Courtois (F), (14) R.H.S. Thompson (Secretary-General, IUB), (15) H.V.R. Arnstein (Secretary, Biochemical Society), (16) E.H. Fischer (IL), (17) T.K. Nikolov (BU), (18) P.N. Campbell (Secretary, Biochemical Society), (19) V. Nurmikko (FI), (20) S.F. Comes da Costa (PT), (21) O. Hoffmann-Ostenhof (AU), (22) C. Liébecq (BE), (23) E. Auhagen (D), (24) S. Laland (N).

Keeping up the initiative of The Biochemical Society in promoting this venture, its Committee was persuaded that its annual meeting for March 1964 at University College London should in fact become the first FEBS Meeting. The Federation itself came into official existence on 1 January 1964 with 17 adhering societies, and at the opening of the first meeting, the Society delegates to the FEBS Council, plus the officers of FEBS, autographed a copy of the statutes (Figure 1.1).

The statutes, as worded at that time, provided that the host society would appoint the officers of FEBS for the year in question. Accordingly, Frank Happold, as Chairman of the Biochemical Society's Committee, became the first Chairman of FEBS. I became the Secretary of FEBS and Prakash Datta, the Treasurer. The Biochemical Society has usually held its annual general meetings at University College, where the Society was founded in March 1911. This meant, because of my previous activities, that I had already established a close collaboration with Datta as the man on the spot for arrangements for meetings at University College. In particular, the 50th Anniversary Meeting of The Biochemical Society at University College in March 1961 had brought us very close together.

The first Council Meeting of FEBS was held in London on Sunday, 22 March 1964, in The National Liberal Club (Figure 1.2), and I have two distinct memories from that meeting. The first was the very important decision to drop the word 'national' from the phrase 'national societies', which I had written into the original statutes as a description of the proposed members of FEBS. This was done at the suggestion of the biochemists from the GDR and GFR and was designed to eliminate any political or territorial considerations. The members of FEBS would simply be the societies, and in turn the society members. The other recollection is of E.H. Fischer, recently returned from a visit to Israel, and delegated by the Israel Biochemical Society to present an application to join FEBS, being unable to persuade the Council that Israel was part of Europe.



Figure 1.3: Keir, Campbell and Arnstein with a signed contract.

The meeting itself was highly successful in terms of attendance. We had thought that a print of 1000 for the programmes and abstracts would be more than adequate, but in fact the number of those attending slightly exceeded this figure. Fred Sanger arranged a symposium entitled 'Structure and Activity of Enzymes', which was subsequently published as FEBS Symposium No. 1, edited by T.W. Goodwin, J.I. Harris and B.S. Hartley, and has, I believe, been the best seller of all FEBS Symposia. The speakers were truly international, coming from Britain, France, Hungary, Czechoslovakia, The Netherlands, Sweden, Italy and the United

States. The only disappointment was that Sanger was stricken by influenza and unable to see the fruits of his handiwork. It is also a matter of very pleasant record that the first paper ever read at a FEBS Meeting was delivered by Feodor Lynen. The European flavour was further enhanced by Edgar Lederer delivering The Biochemical Society's Hopkins' Memorial Lecture during the meeting.

Someone who should be remembered from the early days is David Thomas, honorary consultant in typography to University College. He left his imprint on FEBS by designing the layout of the program of the first meeting, the charter flight brochures, the Bulletin, and the cover of the *European Journal of Biochemistry*. The familiar FEBS logo was his creation (Figure 1.4).



Figure 1.4: First FEBS logo

In the beginning, FEBS was founded only with the idea that the Societies might come together to hold regular meetings. There was even some doubt whether the meetings would be annual or biennial. For the further growth of FEBS, it was a happy coincidence that the Sixth International Congress of Biochemistry was taking place in New York in August 1964. I had developed an interest in

organizing reduced rate travel when helping British biochemists attend the Moscow IUB congress and the joint meetings with sister societies in Europe. The upcoming New York Congress was an even bigger opportunity and I was already planning charter flights for members of the British Society. FEBS had come into existence just in time to qualify as a charter organizer. Wearing my FEBS hat, I transferred the arrangements from the British Society to FEBS, and persuaded the French biochemists, who were organizing their own charter, to do likewise. This allowed us to open the charters to all, biochemists who were members of FEBS Societies. Societies whose membership was too small to justify an economical charter could now offer this to their members via FEBS, and in the event three charters were organized from London and one from Paris. By deliberate arrangement, biochemists from different countries sat next to each other on the aircraft, as a further means of developing intra-European contact on an individual basis. I have two particular memories of these charters. One was of receiving a phone call from Theodor Bücher's secretary in Munich, asking for a seat on one of the aircraft. I had a vague idea that Bücher was somewhat influential in biochemistry in the GFR, and as part of the process of making contact, I put him in a first-class seat next to Campbell. The contact that he then made with FEBS was perhaps to be significant in terms of later developments, which will be recounted. The other memory is of a rivalry between BOAC and Air France over the degree of hospitality to be accorded to charter passengers, which led to two of the BOAC charter planes returning to London being loaded to the roof with champagne. Lynen, one of the passengers, was highly appreciative of this gesture and took full advantage of it. He was subsequently photographed in a somewhat dazed state, on the tarmac at London Airport by Hugo Theorell. When Lynen's Nobel Prize was announced the following November, it was this photograph that Theorell gave to the waiting reporters, and which was to appear in the press and on television.

An informal Council meeting of FEBS was held in New York, at which came the beginnings of ideas other than simply holding meetings. I suggested that FEBS might issue a news bulletin, listing meetings and other types of announcement with which we are now familiar. This was agreed and the first bulletin was produced in time for distribution at the second FEBS Meeting in Vienna in April 1965.

I attended this second Council meeting no longer as an officer of FEBS. The officers were now, according to the statutes, appointed by the Austrian Society, and Hoffmann-Ostenhof was the Chairman. This was a memorable meeting. Three suggestions were made which have become permanent features of the FEBS scene. Arnstein proposed that FEBS should organize summer schools. He became, on this account, the summer schools' organizer and in turn persuaded Christian de Duve to hold the first such activity in Louvain in the summer of 1965. Pointing out that FEBS could do many more things than simply organize meetings, I suggested that officers might be appointed on a more permanent basis than had earlier been envisaged, and that while the Chairman of FEBS should be appointed each year by the host society for the meeting, there should be a secretary, not necessarily associated with the host society, who would act on a longer term basis and deal with activities other than the meetings. A second suggestion was that FEBS might venture into the field of publication. I had particularly in mind something

along the lines of *Biochemical and Biophysical Research Communications*”, which seemed a first-rate innovative idea with scope for imitation. Sub-committees were set up to consider both ideas and at the third Council meeting, held at the end of the week, I accepted the invitation to become the Secretary General of FEBS for a three-year period. The idea of a journal publication was referred to a sub-committee.

With the Bulletin and Summer Schools already augmenting FEBS activities, the stage was now set for the next development, that of publication. I should inject here the great pleasure I personally felt at the keenness of individual societies to invite FEBS to hold a meeting in their country, and a long list of invitations was quickly built up.

FEBS did not have the funds with which to meet the expenses of convening a meeting of the sub-



Figures 1.5 and 1.6: Delegates of FEBS departing for an informal meeting in New York, July 1964.

committee, but by various acts of individual enterprise, six members eventually met in Courtois's office in Paris in November 1965. These were Courtois, Hoffmann-Ostenhof, Uriel Littauer, Claude Liebecq, Pavao Mildner and myself. Peter Reichard could not attend but sent his views. Littauer had been sent by the Israel Biochemical Society to the Vienna meeting to renew the application for membership, and his powerful advocacy convinced FEBS, where conviction had been lacking the year before, that Israel was part of Europe.

The sub-committee made a recommendation, but not the proposal I had originally put forward. The majority opinion was that if a journal was to be launched, it should be of the conventional type, publishing the customary extended reports. We chose not to wait for the next Council meeting to approve the idea, but instead drew up a specification for the journal and sent it to various publishers, asking for their interest. We received a number of encouraging replies and were particularly impressed by the North-Holland Publishing Company, who was then developing their rapid photo-offset process. Also at this time, I had decided to propose to FEBS that a

treasurer should be appointed. While we did not have much income by way of society dues, if we were to go into the field of publication, there would be a lot of financial matters to handle. I could think of no one more suitable than Datta, who had performed this task for the first FEBS meeting and I already involved him informally in FEBS prior to the Council meeting in Warsaw, at which his name would be proposed, by taking him with Liébecq and me to Amsterdam to talk to North-Holland about the journal. This brought us in contact with the dynamic Bart van Tongeren of North-Holland, a most pregnant meeting.

The early years of FEBS were marked by a succession of happy coincidences. The coincidence that now comes to mind is of Bücher being invited to lecture at the Middlesex Hospital, and my receiving a message that he would like to talk to me during his visit to London. I agreed and roped in Arnstein and 'Cuth' Cuthbertson, the Treasurer of The Biochemical Society. During a convivial evening Bücher explained that he had become the President of the Gesellschaft für Physiologische Chemie, and was keenly interested in sponsoring cooperation of the type for which FEBS had been designed. Specifically, he wished to propose that instead of FEBS founding a new journal, he would use his best efforts to persuade his Society in turn to persuade Springer-Verlag to agree to convert the *Biochemische Zeitschrift* into the FEBS journal. I was delighted by this proposal for it seemed to me that we should not be in the business of creating new journals of the conventional type, and enlarging already numerous activities, but rather that we should become associated with an existing journal. Secretly I had hoped that the British Biochemical Society might have made this proposal in relation to the *Biochemical Journal*. The meeting with Bücher occurred in March 1966, and at the Council meeting in Poland the following month, the alternatives were proposed of founding a new journal, or of accepting Bücher's suggestion regarding the *Biochemische Zeitschrift*. It was the second suggestion that was adopted and the officers were empowered to negotiate with Springer-Verlag. At the same meeting the proposal for Datta to become the Treasurer was also accepted. Events then moved very rapidly. The negotiators for FEBS were Whelan, Datta, Liébecq and Hoffmann-Ostenhof, assisted by Bücher and Otto Westphal. At an initial meeting in Heidelberg, we came in contact with the kindly, understanding Dr. H. Mayer-Kaupf of Springer-Verlag. Also at this first meeting was a representative of the *Hoppe-Seyler Zeitschrift*, because an early idea was that both journals might merge into the FEBS journal. This was not to be. It was decided that it would be good to retain a German language journal in the form of *Hoppe-Seyler*, with the *Biochemische Zeitschrift* becoming the truly international FEBS journal. There was a second meeting in Heidelberg, notable for me by Liebecq's hair-raising driving between Frankfurt airport and Heidelberg. Subsequently meetings were held between Datta, Whelan, Liebecq and Hoffmann-Ostenhof in Brussels, and with Mayer-Kaupf in a hotel room at London airport, at which a contract was agreed. Liébecq was already appointed as Editor-in-Chief; Krebs became Honorary Chairman of the Editorial Board, and the rest is history.

I conclude with an account of my final year with FEBS before I left Britain in September 1967 to take up my present post at the University of Miami. The FEBS charter operation was again repeated for the Seventh International Congress of Biochemistry in Tokyo, with the added innovation that for the return journey there would not be a charter operation, but returning biochemists could travel by the normal service of the airline that had taken them to Tokyo by charter, and with unlimited stop-offs, so that full advantage of the return through the Far East could be had.

I decided to raise again the question of FEBS publishing a *BBRC-Ike* journal and there were two more happy coincidences to follow. One was that in June 1967 Bücher had invited me to Munich, to lecture to his medical students. On this visit I discussed the idea of the new journal with Bücher, and found him very enthusiastic. Part of his motivation seemed to stem from one of his colleagues having had a paper

rejected by *BBRC*. Bücher felt that it was time for competition. The second coincidence was that Bernard Horecker had been spending the summer in Stockholm, and I took advantage of this to invite him to be a chairman at a symposium that I was organizing as part of the Fourth FEBS Meeting in Oslo. Horecker was, and is, the Chairman of the Editorial Board of *BBRC*. The idea of the journal was proposed at a meeting of the FEBS Publications Sub-committee held prior to the first of the two Council meetings, and it was immediately evident that there was strong opposition. Nevertheless, it was presented to the Council, but because of similar divided opinions it was referred back to the Publications Sub-committee. There were three principal arguments against such a journal. The first was that it would not be possible to recruit an editorial board. The second was that there was not a market for such a journal. The third came from people who felt that short communications are ephemeral and simply overburden the literature, later being replaced by full reports. I felt a compulsion to try to secure approval of the proposal during that meeting. If I did not do so then I would lose any influence that I had, because I was resigning as Secretary-General prior to leaving for Miami. On this basis, therefore, answers to the main lines of opposition had to be found immediately. The answer to the first question was had by using all one's powers of persuasion on prominent European biochemists who were at the Oslo meeting, asking if they would join the editorial board of the new journal, for which a name was already to hand - *FEBS Letters*.

It was on this basis that the first editorial board came into being. I believe that every member of the board except Sydney Cohen and Boja Keil was someone who was at Oslo and who agreed to join on the spot, notably Krebs and Sanger. The next question, whether there was a market for such a journal, was answered by the fortunate presence of Horecker. He informed us that *BBRC* had been so successful that the editorial board was thinking of launching a companion journal, with the subject matter being divided between molecular biology on the one hand and biochemistry on the other. Horecker, on hearing our suggestion, said he would rather see a second such journal, the need for which he and his editorial board were already convinced of, started by a separate organization. Then there would not be a monopoly in the hands of one organization, but there would be competition and innovation. What we realized from this news was that if *FEES Letters* was not founded then and there, the potential market would become saturated by *BBRC* itself dividing into two journals. Obviously, this gave additional impetus to try to launch *FEBS Letters*.

The third argument raised against *FEBS Letters*, namely that the contents would be ephemeral, in fact proved to be a very positive helpful influence in shaping policy. As a result of discussions with the projected editorial board, it was agreed that it would be the policy of *FEBS Letters* that although its contents would consist of short communications with rapid publication, the board would insist that these were to be publications in a final form, not to be republished elsewhere. A meeting of the Publications Sub-committee was hurriedly summoned, to inform them of developments, and with one dissenting member, they agreed to support the proposal at the Council meeting on the next day.

A truly memorable discussion took place at that Council meeting. The opposition was still there, but less evident now. Bücher was a powerful protagonist, making the point that the journal could be brought into existence without FEBS being involved, but that the editorial board, willing to serve the journal, was in fact making a marriage proposal to FEBS, with *FEBS Letters* as the present from the bridegroom to the bride. However, the issue could still not be resolved, but the impasse was broken by Arnstein's suggestion that the proposal be referred to each of the individual Societies for a vote, using the argument that the Societies had not been able to consider the proposal and therefore that the delegates to the Council meeting did not have instructions. This was accepted, and it was agreed that unofficial approaches could be made to publishers to see whether, in fact, anyone was willing to put the capital into such a journal, because FEBS itself had no capital.

Immediately after the meeting, several publishers were approached with the idea that news could be brought to an unofficial meeting of FEBS Council delegates during the Tokyo Congress the next month. Despite our contacting four publishers, there was an inevitability that the photo-offset process, so expertly developed by North-Holland, was ideal for the rapid publication envisaged for *FEBS Letters*. The publishers' responses were brought to the meeting in Tokyo. The Societies had already been asked for their votes, and while some were negative, a clear positive majority vote was obtained. Datta, who had thrown all his weight behind the proposal, became the Managing Editor, and the first issue of *FEBS Letters* appeared in July 1968. I shall always be grateful to Datta that the paper I had submitted for this first issue, along with my colleagues Brenda Ryman and Norman Palmer, was inserted by him as the first paper to be published in that journal.

Looking back on those early, heady, first years of FEBS, two thoughts come to mind. The first is that of my good fortune in having had the opportunity to share in these memorable experiences. While I may have been propelled into a catalytic role in the founding of FEBS, I stay away from any idea of originality on my part. It was clear, from the first time that the idea of FEBS was mooted, that all that was required was the activation energy. The forces for collaboration were already there and the idea of such a European organization was developing in everybody's mind. FEBS also became the model for sister organizations; PAABS, in the Americas, and FAOB in Asia and Oceania. These three organizations now work closely with the International Union of Biochemistry and greatly assist IUB for the reason that the Union's contacts with individual biochemists are only possible via the societies. The regional organizations link IUB with the societies.

The second thought is that while I have related a succession of what I have called happy coincidences, the happy coincidence that towers above all other was that of my getting to know Prakash Datta and realizing what he might be able to do for FEBS. That, and his insatiable energy and enthusiasm, have been responsible more than any other single factor or person for the outstanding success of FEBS. The staggeringly successful financial fortunes that have come about through the journal publications are the result of Datta's astute management, and the way in which his engaging personality has made friends of everybody. As Treasurer, Managing Editor of *FEBS Letters*, Publisher of the FEBS Bulletin, and innovator in so many directions, he has truly become Mr FEBS, and long may he so continue.

Miami, 13 December 1973

FEBS LETTERS (1974) vol. 40 suppl., S154-S159

1.2 The First Ten Years of FEBS: Retrospect and Prospect



H.R.V. Arnstein

Department of Biochemistry, University of London King's College, Strand, London WC2R 2LS

A decade is, of course, too short a period for a thorough assessment of the significance and achievements of an organization like FEBS and in any case such a study should be undertaken by someone not too closely involved in its day to day affairs and therefore able to take a detached view. The 10th anniversary of FEBS is, however, an appropriate occasion to review its present activities and to discuss future developments. Looking back at the time immediately preceding the foundation of FEBS, I still remember vividly the enthusiasm which was generated everywhere by the idea of setting up an organization to promote co-operation among European biochemists. The time was clearly opportune for the initiative taken by **W.J. Whelan** in arranging first the preparatory meeting of delegates in Oxford in July 1963 and then the first Council meeting in London on 22 March 1964. As Meetings Secretary of The Biochemical Society I was not at that time actively involved in FEBS affairs though I attended various meetings as an observer. It was a unique opportunity to watch an international scientific organization take shape at an incredible pace under the dynamic influence of Bill Whelan who seemed



W.J. Whelan

to have in great measure the indispensable gift of obtaining agreement on a number of important ideas and proposals concerning FEBS activities, as well as insuring that decisions once made would be implemented efficiently. The fact that within three years of the foundation of FEBS it was possible to publish two major biochemical journals gives a good indication of the pace at which new developments were being carried out. What is perhaps equally remarkable is that at that time FEBS had practically no financial resources of its own and indeed in the original statutes there is no mention of any membership subscription or other funds to be used for running the Federation. Since it was originally planned that the Federation would be administered in turn by the different constituting societies responsible for organizing the FEBS meetings it was envisaged that any profits accruing from the annual FEBS meeting would be used by the host society to defray the administrative expenses. With the acceptance at the second Council meeting of a proposal to appoint a Secretary-General, and later a Treasurer, for a three-year term of office, a somewhat more permanent administration came into being and it was decided that constituent societies would pay a membership fee on the basis of 5p/member, which was increased to 10p in 1967. The total income of FEBS from this source was, however, still less than 1,000 pounds, a very modest sum for an organization soon to encompass essentially the whole of Europe.

Whilst Bill Whelan was heavily engaged in setting up the initial FEBS organisation and discussing the arrangement for publishing the *European Journal of Biochemistry*, I mentioned to him one day a proposal that FEBS should organize summer schools, which might serve not only to give advanced instruction in new techniques and other developments but also to bring together young biochemists from all over Europe and thus encourage future co-operation. Without hesitation he thought this seemed a good idea and that I could get on with it. The suggestion was, therefore, considered further at an informal meeting of FEBS delegates in New York in July 1964 and subsequently approved at the Vienna meeting



C. Liébecq

in April 1965. In New York it was suggested that Christian de Duve should be asked to organise the first course in Louvain and I think it was **Claude Liébecq**, who offered to make the initial approach. Since FEBS had no funds to support such a venture it was evident that each school would have to be financially self-supporting. In retrospect it seems to me that it was slightly crazy to start a new activity of this kind without any financial backing, but such was the momentum of FEBS and goodwill of the organizers that the idea of a school not succeeding and giving rise to a serious deficit simply did not loom very large in our discussions. In fact, the first summer school was held on 8 - 18 June 1965, that is less than a year after the proposal was first made.

It became my task, as Chairman of the newly set up FEBS Summer Schools Committee, to seek financial support and it is a pleasure to acknowledge the helpful response of a number of individuals and organisations. Through the good offices of Dr. A. Kepes in Paris ICRO was persuaded to make a substantial financial contribution to the cost of the Louvain course. Later, support was received from EMBO for several summer schools including a course in Uppsala on „The separation and fractionation of macromolecules and particles“, which is still held, though now entirely under the auspices of EMBO. Other organizations, which supported early summer schools, included the British Council, the Royal Society and the Council of Europe.

Although all these contributions were very welcome, and indeed of great importance, it was time-consuming to negotiate financial support separately for each course. Moreover, usually course organizers had to start planning the programme without knowing whether FEBS would be able to obtain any funds. Sometimes course organizers themselves were able to negotiate local financial support, but the burden of being responsible for both the scientific and the financial organization was more than one could continue to ask of organizers. I should like, however, to acknowledge their willingness to help FEBS in this way. By the time I succeeded Bill Whelan as Secretary General in 1967 and Peter Campbell became Chairman of the Summer School Committee there was the expectation that one day FEBS would have an independent income from its publications. Council readily agreed in principle that some of these funds would be allocated to the summer schools programme, but it was clear that the immediate problem could not be solved in this way. Fortunately, with the help of Theodor Bücher and Otto Westphal a successful approach was made to the Volkswagenstiftung who generously provided a grant of DM 50,000 in 1968 and subsequently a further grant of DM 100,000, which successfully bridged the gap until it became possible to provide support from FEBS funds.



P.N. Campbell

Under **Peter Campbell's** chairmanship of the Summer Schools Committee the number of summer schools increased from each two in 1966 and 1967 to usually four per year. Also, at his suggestion summer schools were renamed advanced courses, mainly because this description indicated more clearly that the courses were meant to be for postdoctoral biochemists and intending participants would thus find it easier to obtain travel grants from universities and other institutions. A second, though more trivial point was that in fact some courses had been held during winter months and, except for the poetic view of an eternal FEBS summer, the new name would therefore be more appropriate.



M. Gruber

In 1971, **Max Gruber** became chairman of the Advanced Courses Committee and continued to arrange a very successful programme. Many different topics have been covered by the 26 courses that have been held since the beginning of the scheme and altogether several hundred biochemists from all FEBS countries have taken part. Now that FEBS has an independent income from *FEBS Letters* and the *European Journal of Biochemistry* it has been possible not only to subsidize advanced courses, but also to set up a FEBS Youth Travel Fund which provides individual grants to young biochemists to help meet the ever-increasing travelling costs.

It was inevitable that the initial burst of activity in setting up FEBS and organizing the various major undertakings in the fields of charter travel, meetings, publications and summer schools would be followed by a period during which these activities would need to be fully developed and become firmly established. Although the second half of the first decade may thus be regarded as a time of consolidation, a number of new developments have in fact taken place during these years. Thus, a hospitality scheme for visit by children of members and the exchange of houses or apartments for a limited period was started in 1967. A scheme for exchanging laboratory protocols was originally organized by R. Crokaert in 1969 and again in 1972 and is now being continued by IUB under the aegis of Biochemical Education. More recently, an experimental scheme for the exchange of information on the teaching of biochemistry at the graduate level has been initiated by Giorgio Semenza at the Eidgenössische Technische Hochschule, Zürich.

A number of developments that have been made possible through the generosity of various benefactors deserve special mention. A donation from the Lord Rank Research Centre has been used to finance the Sir Hans Krebs Lecture that has been given since 1968 as one of the plenary lectures at the annual FEBS meetings. More recently, the publishers of the *European Journal of Biochemistry*, Springer-Verlag, have endowed an annual FEBS-Ferdinand Springer Lecture. Under this scheme, the lecturer visits at least two different FEBS countries, local arrangements for the lecture tour being the responsibility of the host society. Lastly, as from this year generous support from Eppendorf Gerätebau Netheler & Hinz GmbH and Boehringer Mannheim GmbH will enable FEBS to award Anniversary Prizes to two symposium contributors at annual FEBS meetings.

Of the major activities the regular FEBS meetings continue to provide the main opportunity for European biochemists to get together. In general, they have followed the established pattern but their size has been increasing steadily, and they are now as large as early International Congresses. Although it has been FEBS policy not to arrange the annual FEBS meetings in a year when an IUB Congress is held in Europe, a special FEBS meeting on Industrial Aspects of Biochemistry was organized in Dublin last year as an experiment. This was a smaller and more specialized meeting and its success may encourage other similar meetings.

The host societies continue to have sole responsibility for organizing the annual meetings. This seems to me a highly desirable arrangement since local conditions vary so much that it is conceivable that any central organization could do the job, unless the meetings were to be held in the same one or two places year after year. The suggestion has been made that this would be efficient and reduce the vast amount of preparatory work that is now done by the organizing committee of the host society. A major disadvantage, however, would be that such an arrangement would give rise to a stereotyped kind of

meeting whereas one of the most stimulating aspects of the present system is the diversity of places where FEBS meetings have been or will be held and the freshness and enthusiasm with which each one is organized.

When one considers the size of the FEBS meetings and all the problems involved in their organization it is remarkable how few serious difficulties there have been. Even though we live in troubled times the only occasion when a FEBS meeting came near to being in jeopardy was in 1969 when some of the universities in Spain were closed and the question was raised whether the meeting in Madrid should be held as planned. In the event, the meeting took place and was most successful. I believe the experience of dealing with this crisis ultimately strengthened FEBS and incidentally established useful general criteria for judging the practicability of holding international meetings in delicate political conditions (see *Nature* 1969, 221: 794).

As regards the publication of symposia arising from meetings, it was reaffirmed in 1972 that each society was free to make its own arrangements with publishers. Although the possibility of FEBS setting up its own publishing house has been discussed, there seems to be little advantage at present pursuing this idea, particularly in view of the difficulties experienced by many scientific periodicals in maintaining their circulation. Indeed, considering these circumstances it is clear that both the *European Journal of Biochemistry* and *FEBS Letters* have done exceptionally well to become established as major biochemical journals during difficult times and their editors deserve the highest praise for the success of their efforts. A recent development has been the publication last year of an *Index of Biochemical Reviews* as a special *FEBS Letters* supplement and it is hoped that this will be continued annually.

Mention should also be made here of the FEBS Bulletin produced twice yearly by Prakash Datta, who incidentally also prepares the Information Sheet now under IUB auspices. These publications are significant, for together with the circulars from the FEBS officers they provide important channels of communication with FEBS societies and through them with individual members.

Over the years, relations with several other international bodies have steadily improved and there is now excellent co-operation between FEBS, IUB and PAABS. Also, FEBS is represented on the board of the European Cell Biology Organization (ECBO) and contact has been made with the newly created Federation of Asian and Oceanic Biochemists (FAOB). There is no doubt that effective collaboration between the various international organizations interested in biochemistry and allied fields is highly desirable. An important step in this direction would be to establish closer co-operation with the European Molecular Biology Organization (EMBO), with which in the past there has only been sporadic contact.

As the time goes on and FEBS activities expand, the administrative burden will inevitably increase. At the moment, a small Executive Committee consisting of six officers has overall responsibility for FEBS between Council meetings, but the various activities I have described are organized on a decentralized basis. These arrangements have the advantage of being highly flexible and keeping the administration costs extremely low. Whereas a permanent FEBS secretariat might be convenient, it would be expensive and not necessarily more efficient. For these reasons, I think it would be a mistake to set up a permanent office but provision should be made in future for increased secretarial assistance to individual officers.

At one time there was some criticism that a small Executive Committee is inevitably not fully representative. A proposal to increase the membership to eight by the election of two additional members by FEBS Council was informally discussed, but subsequently not pursued. In my opinion, such a development

would have many advantages, not least the opportunity of giving more people experience of organising some of the FEBS activities whilst at the time relieving the officers of a certain amount of the administrative work.

By the end of the first decade, nearly all of the European biochemical societies, comprising some 18,000 biochemists, have become members of FEBS, the last to join being Iceland. The present Statutes were adopted at the tenth Council meeting in Zürich in 1970 after a number of alterations during the early years. At the same time, the tax position of FEBS was satisfactorily sorted out and the objects of FEBS are now officially recognized as scientific and non-profit making. For better or for worse the innocence of the original statutes concerning financial matters has disappeared and a central fund, composed of membership fees, royalties and other income is defined in Statute 6. Even so the Statutes remain but ten in numbers, and are brief as well as simple. FEBS has not been succumbed to bureaucracy and its objects remain unchanged, namely „to advance research and education in the science of biochemistry „... to hold and arrange instructional courses....“ to facilitate the exchange of scientific information between biochemists generally and especially European biochemists by holding of meetings and discussions and by other appropriate means“.

Much progress has been made towards achieving these objects, but I think that there is room for improvement. Thus there is still relatively little contact with some societies and the extent to which different constituent societies are keen to play an active part in FEBS varies greatly. It would be helpful if societies would suggest ideas more often, for example for advanced courses or other activities.

The past ten years do not appear to have diminished the need for FEBS nor has the original enthusiasm vanished. As an organization it is now firmly established and widely respected and the future prospects are bright.


Throughout the time I have been associated with FEBS' Prakash Datta has been a constant source of strength with his tremendous keenness and wise counsel. FEBS is indeed fortunate in having him as treasurer. For me, personally, the years in FEBS have been exhilarating and enjoyable, above all because of the opportunities of meeting and working with so many colleagues, from all the different societies, whose friendship I shall always value highly.

London, 5 February 1974

FEBS Letters (1974) vol. 40 (suppl.), S160-163.

2 FEBS - From the End of the 20th Into the Next Century

2.1 FEBS, the First Twenty Years (1964-1984)



M. Yomtov and G. Dirheimer

Former Secretary Generals of FEBS

One of the most important annual scientific events for biochemists in Europe is the Meeting of the Federation of European Biochemical Societies. This year's 16th full FEBS Meeting coincides with the 20th Anniversary of the Federation's foundation (FEBS Meetings are not held when there is an IUB Congress). Since FEBS Members are scientists and dedicated to higher things they seldom read FEBS circulars, minutes of Council Meetings and know little about the history, statutes, rules, and activities of FEBS, this article will, we hope, fill a gap.

FEBS was conceived in 1963 when a group of biochemists eager to further intra-European cooperation met on the initiative of The Biochemical Society (of the United Kingdom) during its Oxford meeting. W.J. Whelan had prepared draft Statutes which, appropriately modified and augmented, were sent to the European biochemical societies with an invitation to join a European biochemical organization tentatively named Federation of European Biochemical Societies.

The Annual General Meeting of the Biochemical Society in London in 1964 in fact became the first FEBS Meeting. The Federation itself came into official existence on 1 January 1964 and it consisted of 17 Constituent Societies. As provided for by the Statutes, the Host Society at that time appointed the officers of FEBS for the corresponding year. Its first chairman was F.C. Happold, W.J. Whelan was its Secretary-General and S.P. Datta its Treasurer. The first Council Meeting was held in London, on Sunday 22 March 1964, at the National Liberal Club. The London Meeting was the first of a succession of full and special FEBS Meetings and gave the Federation a good start.

According to the Statutes the aims of FEBS are to advance research and education in the science of Biochemistry and to publish, or arrange the publication of, the results of biochemical research and other information tending to advance Biochemistry. To these ends the Federation at first intended only to hold regular (annual or biannual) Meetings but soon new initiatives were proposed and adopted and now FEBS is committed to the following range of activities.

Meetings

FEBS holds a *full Meeting* every year in which the International Union of Biochemistry does not organize a Congress. In the years in which an IUBU Congress takes place outside Europe FEBS organizes a *Special Meeting* with a restricted programme. No Meeting is normally held when an IUB Congress takes place in Europe.

The financial arrangements for a FEBS Meeting and its organization are the responsibility of the Host Society. In some instances FEBS helps by lending money to the Host Society or by giving a guarantee against loss but in these cases it requires to be acquainted with the budget of the Meeting.

In order to facilitate the work of the Meeting organizers, and to pass on the experience of former organizers, the office of the Meetings Counsellor was created in 1978. S.G. van den Berg is the first holder of this office and has contributed greatly to the smooth running of Meetings.

The question as to whether it is worthwhile organizing such large and broad meetings as FEBS Meetings have become raised in, and discussed, by Council. The general opinion that emerged was that FEBS Meetings should continue to be held since they were thought to be very useful, especially for young biochemists. FEBS Meetings often provide the only opportunity for young people to present their results to, and discuss them with, a broad audience of specialists and also to meet outstanding scientists. FEBS Meetings are conducted in a friendly and congenial atmosphere and lead to lasting scientific and human relationships.

Advanced Courses and Lecture Tours

The idea that FEBS should organize Advanced Courses originated from H.R.V. Arnstein during the second Council Meeting in Vienna in 1965. He proposed sponsoring summer schools and a committee was formed under his chairmanship to look after their organization. C. de Duve was persuaded to run the first such school on 'Centrifugal Fractionation of Animal Cells; Theoretical Basis and Practical Procedures' in Louvain. Gradually the Committee broadened its activities and began also to sponsor symposia, workshops, round-table discussions, etc. and the summer schools were renamed Advanced Courses (since some of them were held in winter!). Arnstein chaired the committee for the period 1965-1967, followed by P.N. Campbell (1967-1970), and M. Gruber (1970-1977). After 1977, under the chairmanship of G. Bernardi, the Advanced Courses Committee increased its activities and adopted a new policy - to sponsor almost exclusively events of educational value and to refuse to fund symposia and other types of meetings beneficial mainly to well-established scientists. The new policy underlines the concern felt by FEBS for young biochemists, who alone are entitled to grants from FEBS Youth Travel Fund to attend FEBS Advanced Courses, of which about one hundred have been successfully held up to the present time.

The Committee also sponsors and organizes *Lecture Tours* by prominent scientists, both from within and outside Europe, who visit different 'FEBS' countries, where, besides giving lectures, they visit laboratories for discussions and consultations.

Publications

The first publication issued on behalf of FEBS was the volume of *Abstracts* of the first FEBS Meeting in 1964. Since then volumes of Abstracts have been issued by the organizers of all subsequent meetings.

In the early years it was traditional to publish the proceedings of *Symposia* held during FEBS Meetings. The first, entitled 'Structure and Activity of Enzymes', was edited by T.W. Goodwin, J.I. Harris, and B.S. Hartley and published by the Academic Press Inc. (London) in 1964; it immediately sold out. Since then 70 volumes have appeared with varying success. The reluctance of some invited speakers to provide manuscripts and the proliferation of volumes on the topics of many symposia has in recent years inhibited Host Societies from publishing the Symposia they have organized. Nevertheless Council has reiterated its view that the proceedings of selected and timely Symposia are useful and should still be published.

The *FEBS Bulletin*, listing meetings and other announcements of interest to members of FEBS was started in 1965 by W.J. Whelan and is supplied through the Constituent Societies.

FEBS is proud of the two major biochemical journals that it edits, these are: *European Journal of Biochemistry*, of which C. Liébecq has been the Editor-in-Chief since it first appeared in 1967; it is published on behalf of

FEBS by Springer-Verlag. The journal contains original papers on fundamental aspects of biochemistry and molecular biology and on new methods and concepts applicable to biochemical problems.

FEBS Letters is a journal for the rapid publication of short, essentially complete papers. Its first issue appeared in 1968 and S.P. Datta has been Managing Editor since then; it is published on behalf of FEBS by Elsevier Science Publishers.

Both journals have a high reputation and are considered to be among the leading biochemical journals in the World. It is important to note that they are financially very beneficial to FEBS, the income from them supports the larger part of the activities of FEBS.

All FEBS publications are supervised by the Publications Committee, the chairmen of which have been C. Liébecq (1966-72), B.G. Malmström (1972-72), S. Rapoport (1975-77), T.W. Goodwin (1978-83), and U.Z. Littauer (1984-1989).

Fellowships

The FEBS Fellowships programme started in 1979. Fellowships are to support usually short-term visits (up to three months) by members of any FEBS Constituent Society to laboratories in another 'FEBS' country for the purpose of carrying out experiments with special techniques or other forms of scientific collaboration or advanced training, and especially to support developments arising at short notice. The Fellowships Officer, who in 1984 was C. Gancedo, administers the programme. The first Fellowships Officer was G. Dirheimer (1979-83) under whom the programme got off to a good start and became very successful. In the course of five years 200 fellowships were granted out of 298 requested.

All 'FEBS' countries, except Iceland, have received or sent fellows, or both. Three fellowships were given to people not from a 'FEBS' country, two from Tunisia and one from Jordan. Most fellows have been young scientists with a PhD degree and they have been very appreciative in their reports and grateful for the opportunity their fellowship gave them.

In 1983 Council decided that fellowships should not be awarded to undergraduate students or those just starting research (a PhD degree or a publication in a major journal is a prerequisite), nor are senior scientists eligible.

Awards

The organizing committee of every FEBS Meeting since 1968 has had the pleasant though sometimes the quite difficult task of selecting the *Sir Hans Krebs Lecturer*. Thanks to a gift from the Lord Rank Research Centre, FEBS is able to invite a distinguished scientist to give a plenary lecture at each FEBS Meeting and the lecturer receives the Sir Hans Krebs Medal. The first recipient of this award was M.F. Perutz whose lecture was entitled 'X-Ray Analysis, Structure and Function of Enzymes'.

Every two years the Executive Committee wards *Diplomes d'Honneur* to biochemists who have been particularly involved in FEBS activities.

A committee especially appointed by Council normally awards two prizes each year to persons under the age of 40 years, selected from among the invited speakers at a FEBS Meeting, for their outstanding achievements in the field of Biochemistry. These prizes, known as *FEBS Anniversary Prizes of the Gesellschaft für Biologische Chemie* are provided from the interest on a generous capital donation from *Boehringer Mannheim GmbH* and *Eppendorf Gerätebau Netheler und Hinz GmbH*.

All FEBS activities are supervised by *Council*, which is composed of one delegate from each Constituent Society and the members of the Executive Committee. Council meets during every full FEBS Meeting and on other occasions, when necessary. Between meetings of Council the administration is vested in the *Executive Committee* which is composed of the Chairman (of Council), Immediate Past Chairman, Secretary General, Treasurer, Chairman of the Publications Committee, Chairman of the Advances Courses Committee, Fellowships Officer, and Meetings Counsellor.

To complete the list of officers, those not mentioned above include:

Chairmen: F.C. Happold (1964-65), O. Hoffmann-Ostenhof (1965-66), K. Zakrewski (1966-67), A. Pihl (1967-68), F. Sorm (1968-69), J.R. Villanueva (1969-71), T.K. Nikolov (1971-72), L.L.M. van Deenen (1972-74), F. Guba (1974-75), J.P. Ebel (1975-77), F. Lundquist (1977-78), S. Rapoport (1978-80), N. Sharon (1980-81), H.M. Keir (1981-83), C. Liébecq (1983-84), and Yu.A. Ovchinnikov (1984-86).

Secretaries-General: W.J. Whelan (1965-67), H.R.V. Arnstein (1967-74), L.L.M. van Deenen (1975-77), M. Yomtov (1978-83), and G. Dirheimer (1984-).

Treasurer: S.P. Datta (1964 and 1966-).

It is a pity that in this short article it is impossible to pay tribute to all those biochemists involved in the foundation and successful development of FEBS. It is unthinkable, however, not to mention that the present image of FEBS is largely due to the creative imagination and persistence of W.J. Whelan, its first Secretary-General, to the personality of S.P. Datta, its Treasurer, and to the perseverance and thoughtfulness of H.R.V. Arnstein, its Secretary-General during the longest and most decisive period of its existence.

There is no doubt that during its first 20 years FEBS has matured and is now an organization that has greatly contributed to the development of Biochemistry in Europe and the World. There is also no doubt that FEBS, though mature, has preserved its youthful vigour and will continue its useful activities in the development of science for the benefit of mankind.

We are convinced that a large number of those who had have a hand in engineering the success of FEBS will be happy to meet again at the Anniversary Meeting, this time in Moscow and we wish with them, the organizers, and all the participants an interesting and successful meeting.

M. Yomtov
G. Dirheimer
June 1984

FEBS Letters (1984) Volume 171, number 1, 1-4

2.2 Biochemistry in Europe - The Role of the Federation of Biochemical Societies (FEBS)



G. Dirheimer

Secretary-General of FEBS from 1984 - 1989

Cooperation in Science is essential if research is to be efficiently pursued. All the techniques and competence cannot be found in a single laboratory or even in a single institute or country. Furthermore, the explosive development of biological sciences in the last 3-4 decades means that a single individual cannot have a detailed appreciation of all the discoveries about cells and organisms. Thus discussion with colleagues becomes a „sine qua non“ of research. This became evident to the scientists working in Europe in the field of Biochemistry in the early sixties. In an attempt to foster intra-European relations and to put intra-European biochemical contacts on a more established basis they arranged meetings for European biochemists. This led to the creation of FEBS, which was conceived in 1963 at a gathering of biochemists convened on the initiative of The Biochemical Society of the United Kingdom during its Oxford meeting. The Federation itself came into existence on the 1st of January 1964 with 17 adhering societies. Yugoslavia and Israel joined in 1964, USSR in 1967, Rumania in 1968, Greece in 1969, Iceland in 1972 and finally Turkey in 1978, so that FEBS has now 27 Constituent Societies comprising more than 39,000 members.

In the beginning, FEBS was formed only with the idea that the Societies might come together to hold General Meetings. These Meetings provide the main opportunity for European biochemists to get together, and their size has been increasing steadily. FEBS Meetings are conducted in a friendly and congenial atmosphere and lead to lasting scientific and human relationships. They have been held in almost all European countries. In 1989, the 19th FEBS Meeting will be in Rome.

Soon after its foundation, FEBS started organising Summer Schools. Christian de Duve held the first such activity in Louvain in summer of 1965. A Committee was formed and the Summer Schools were renamed Advanced Courses. Up to the present, 166 Advanced Courses have been held. FEBS sponsor almost exclusively events of educational value and refuse to fund symposia and other types of meetings where the principal beneficiaries are well-established scientists. This policy underlines the concern felt by FEBS for young biochemists, which alone are entitled to grants from the FEBS Youth Travel Fund: 278 Travel Fund Awards were made in 1988 to young scientists for a total of 186,000 dollars. The Advanced Courses Committee also sponsors and organizes Lecture Tours by prominent scientists both from within and outside Europe, who visit different FEBS countries, where, besides giving lectures, they visit laboratories for discussion and consultation.

It was as early as 1965 that a suggestion was made that FEBS might venture into the field of publication. Two journals are published by FEBS: The *European Journal of Biochemistry* and *FEBS Letters* which are both now established as major biochemical journals. *FEBS Letters* was created as a journal for rapid publication of short but complete papers. Its first issue appeared in 1968 and since then it has perfectly fulfilled its objectives; the overall publication time is 9.7 weeks, i.e. about two months.

The most recent FEBS programme, the Fellowships, started in 1979. Fellowships are usually to support short-term visits (up to two months) by members of any FEBS Constituent Society to laboratories in another FEBS country for the purpose of carrying out experiments with special techniques or for other forms of scientific collaboration or advanced training, and especially to support developments arising at short notice. This programme rapidly has become very successful: in the course of five years 200 fellowships

originating both from Western and Eastern European countries have been granted.

Last year FEBS started a Long-term Fellowships programme. This is a very ambitious, but absolutely necessary activity in Europe because, due to administrative constraints, it is not possible, in many European countries to manage grants, like in the USA. Very often there are no salaries included in these grants and no possibility of converting bench money, or money for apparatus, to post-doctoral fellowships. This activity will however be very expensive and as FEBS is not supported by public (governmental) funds, the money has to be found from its own resources.

FEBS devoted about 600,000 dollars last year to its scientific activities. This corresponds essentially to the income from the two FEBS journals. It is therefore important that the number of subscriptions to *EJB* and *FEBS Letters* increase. On the occasion of the 25th Anniversary of FEBS there is to be a special offer to personal subscribers for each of these journals. It will cost only 198 dollars for *EJB* and 185 dollars for *FEBS Letters* for a year. It is hoped that this will increase the number of subscribers, which at present is 2050 for *EJB* and 1700 for *FEBS Letters*.

The aim of FEBS as time goes on is to expand its activities to the benefit of Biochemistry, attempting to build bridges across the political and linguistic barriers in Europe.

Chimicaoggi - gennaio-febraio 1989, 9-10

2.3 FEBS - 25th Anniversary



Athanasios Evangelopoulos

Address by the Hellenic Biochemical and Biophysical Society

In trying to write the history of a successful scientific Organisation like FEBS from a global point of view, one has to consider the forces behind this effort, which made FEBS the most prominent Scientific Federation in European Science. Those that have followed the progress of FEBS the last 25 years step by step know that the success was not a miracle but the result of idealism, hard work, perfect planning and solid objectives of leading European Biochemists. FEBS is the best example of how scientists-dreamers can influence scientific and even social progress in a geographic area of this small planet, if they act collectively with defined objectives.

FEBS as an experiment demonstrates also that they are not financial matters that determine progress in Science and Society, but the mobilization of human resources to serve noble ideals and well studied objectives.

The sixties was the period when European Science realized that the initiative in research of Biochemistry and Molecular Biology was rapidly passing to USA from Europe, where many of the early key discoveries have been made. The brain drain that followed convinced leading scientists in the European Countries that Europe could only play its accustomed role in Biochemistry if the individual countries work together, increase their scientific interaction by exchanging information and unite their national resources. The previous logic resulted not only in the creation of FEBS but also to CERN, EMBO, EMBC, EMBL etc.

In contrast to the other European Organizations, FEBS and its leadership had to face additional insoluble problems to perform its activities. In the peak of the cold war era between western and eastern European states, FEBS managed to bring together Biochemists from both fronts of the cold war areas and succeeded to have yearly successful Meetings of the Federation of European Biochemical Societies. The success of the yearly Meetings and the FEBS Bulletin was the beginning then followed by the European Journal of Biochemistry and FEBS Letters.

Writing the history of FEBS from a country in southeast Europe like Greece on behalf of the Hellenic Biochemical and Biophysical Society, one should also write about the influence of FEBS in national Biochemistry as well as Biochemistry in the Balkan area. FEBS Advanced Courses Committee, FEBS Fellowships Committee and FEBS Youth Travel Fund opened the doors of the Country to young Greek Biochemists to visit European Laboratories and perform experiments which were impossible to be done in the Country under the existing then local conditions. The FEBS Youth Travel Fund supported young Biochemists to participate in Conferences, Symposia and Lecture Courses in other European Countries, which gave to them new horizons in Biochemistry. The landmark of FEBS activities for the benefit of the Hellenic Biochemical Community was the FEBS Meeting on April 25-29, 1982, when 1.200 Biochemists from all over the world gathered to Athens to meet and discuss with the Biochemical Community of the Country recent progress in Biochemistry.

In the Balkan area, with the initiative of the Balkan Biochemical Societies and under the auspices of FEBS, Balkan Biochemists were gathered for 3 days in Athens between April 13-14, 1977, to start the every second year Meetings „Balkan Biochemical and Biophysical Days“ (BBBD). The effort was very successful for the progress of Biochemistry, since it managed to overcome local problems and create collaborations between Laboratories and individual Biochemists in the area. The 9th BBBD, which will take place in Thessaloniki May 21-23, 1992, demonstrates the success of the endeavour. BBBD Meetings were already convened more than once in Varna, Belgrade, Istanbul, Dubrovnic, Cluj-Napoca, Athens, Thessaloniki.

FEBS through its Advanced Courses Committee and Youth Travel Fund with NATO Scientific Affairs Division and EMBO were the moving force to establish the yearly summer conferences on „Molecular and Cell Biology“ in the Island of Spetsai, Greece. Since the sixties, annual Meetings on Molecular Biology, Cell Biology, Bioenergetics, Immunology etc are taking place in Spetsai. About 50 Summer Schools have been organized until now in the Island (three are planned for 1992, August 3-10, August 17-29, August 30-September 11). Collective efforts of leading European Biochemists and Molecular Biologists for about 30 years raised the Scientific Conferences in the Island of Spetsai to a European Summer Centre for efficient knowledge transfer in Biological Sciences well known all over the world.

What are the perspectives of the activities of FEBS in the post cold war area of the United Europe? We are living in a continent with great potentialities and very difficult problems to solve in different areas. Nationalism appears to be the most difficult one. While borders are breaking down in the West in order to increase interaction, development and productivity of various states to make integrated Europe competitive inter-nationally, in scientific, techno-logical, and industrial matters, in Eastern Europe nationalism is becoming the moving force of changes that lead, sometime, the creation of new small European states with questionable ability of survival in the new competitive world.

It might be time for FEBS with its experience of bridging differences between Western and Eastern European Scientific Societies to provide its services for the scientific, technological and social integration of Europe from Atlantic to Urals. We have to provide to the European scientists, students and societies ideas and perspectives that are more sound and appealing than the nationalistic ones. The situation is critical, but if

we work collectively as we have done for the last 25 years we are going to succeed.

The Council of the Hellenic Biochemical & Biophysical Society

President: Orestes Tsolas, Ph.D., Professor of Biological Chemistry, Laboratory of Biological Chemistry, University of Ioannina Medical School, GR - 451 10 Ioannina, Greece.

Secretary General: A.E. Evangelopoulos, Ph.D., Research Director, Institute of Biological Research & Biotechnology, The National Hellenic Research Foundation, 48 Vassileos Constantinou Ave., 11 6 35 Athens, Greece.

2.4 FEBS In The New Millennium



Julio Celis

Secretary General of FEBS

We are now in the new millennium, and FEBS must be ready to tackle the challenges that are being posed by the rapid explosion of technology and information in the life sciences, as well as by the evolution of ideas as a new generation of scientists takes charge. There are not only economic challenges, derived from the rapid pace of science and the development of sophisticated and expensive instruments, but there is also the urgent need to create strategies and mechanisms to nurture the careers of young scientists who will be the leaders of the future. FEBS has not the resources to be a significant contributor to these economic challenges, and therefore we must concentrate our efforts on catalysing initiatives, both at the national and the European level, to ensure that Europe remains at the forefront of the life sciences in this new millennium.

We are well aware that research in biology is becoming multidisciplinary and it is clear to us that we must join forces with other organizations to acquire a global vision for the life sciences. We need to coordinate our efforts, share our experiences and collaborate in areas of common interest, such as education, the impact of science on society, annual meetings, etc. The latter is crucial, as there is an urgent need to have meetings in Europe that achieve critical mass and provide opportunities for young scientists to network. FEBS, together with the European Molecular Biology Organization (EMBO) and the European Molecular Biology Laboratory (EMBL), have taken the initiative in this respect by establishing, together with several other organizations, the European Life Sciences Forum (<http://www.elsf.org>). The aim of the Forum is to stimulate scientists to take a more active role in strategic and science policy issues, to enable us to speak with a unified voice and to take joint action in matters of common interest. By consulting the scientific community at large, we plan to generate a bottom-up approach and, most importantly, to create a vision for the life sciences in this new millennium that in due course can be put forward for support by politicians and funding agencies. A paper concerning the 6th framework programme is already available on the ELSF website for discussion. FEBS is also very supportive of the idea of establishing E-Biosci in Europe, as electronic publications will become an essential part of future communication among scientists.

FEBS has applied to become a Regional Associated Member of IUBMB and plans to help drive the collaboration worldwide in areas of common interest. We already organize joint meetings, but we need to do more. In this respect, a working group was recently established to consolidate our commitments and to explore further areas for collaboration. Within FEBS, Central and Eastern European countries have serious problems,

as far as research funding, technology, infrastructure and training are concerned. Owing to low salaries and lack of support, most post-doctoral fellows do not return home to work and, therefore, deprive their country of vital human resources. Recently, at the request of the Romanian delegate to Council, FEBS agreed to form a Working Group to explore ways of improving assistance to Eastern Europe. On a visit to Romania, and after discussions on the situation in Poland, Ukraine and the Czech Republic, the Working Group made a series of recommendations for action to Council that we believe will benefit a large number of scientists. There is a clear need to provide assistance for PhD students to visit laboratories in Western Europe, and for organization of more practical and lecture courses in the area. These measures aim to provide both novel technology and networking assistance to achieve (virtual) critical mass in these parts of Europe. The Working Group also agreed that FEBS should continue its efforts to catalyse improvements in Central and Eastern Europe by providing bridges where possible between scientists, science policy-makers and funding agencies. In this respect, FEBS is willing to assemble panels of scientific advisors to evaluate and formulate strategic plans. Implementing these proposals will be a significant escalation of the FEBS initiative, the Scientific Apparatus Recycling Scheme (SARS), which was established many years ago and has enabled the distribution of surplus research material via the Constituent Societies in Central and Eastern Europe.

No Society or Organization can be successful without the active engagement of its members, and FEBS is no exception. In this age of global information, we are committed to providing more and faster information to our members, by keeping an up- to-date website. Your comments and suggestions for new initiatives would be greatly appreciated.

Birmingham, July 2000

(Excerpt of the Introduction to the Programme of the 18th International Congress of Biochemistry and Molecular Biology).

2.5 Role of FEBS in Establishing the European Research Area (ERA)



Julio Celis

Secretary General of FEBS

At the last FEBS Council meeting, which took place in Istanbul on October 25, 2002, it was decided to expand the activities of FEBS, by establishing a Working Group that will be actively engaged in the realisation of the European Research Area (ERA), a vision championed by Commissioner Philippe Busquin that aims at fostering the integration and co-ordination of science in Europe. The member countries at the European Council meeting in Lisbon in June 2000 endorsed the concept. At this particular meeting, the European Union (EU) Heads of Governments agreed to make the EU the most competitive and dynamic knowledge based economy in the world, capable of sustained economic growth providing more and better jobs and greater social cohesion. In addition, it was agreed that research activities at national and EU level, must be better integrated and co-ordinated to make them as efficient and innovative as possible, and to ensure that Europe offers attractive prospects to the best brains. At this stage, ERA acquired politically operational status. At the Barcelona summit in 2002, the head of governments pledged to increase the R&D and Innovation in the Union to approach 3% of GDP by year 2010.



Figure 2.1: Co-operation in European Science

Instruments to achieve ERA comprise so far the EU Framework Programme 6 (FP6), and a potential European Research Council (ERC; ERC could mean one or several research councils), which was discussed thoroughly at a recent conference in Copenhagen organised by the Danish Presidency of the EU. The need for such funding instruments arose mainly due the fact that most of the FP6 budget is dedicated to industrial development, and thus there is a need to increase support for basic research. To ensure the participation of the scientific community in the initial stages of the ERC discussions, FEBS, the European Molecular Biology Organisation (EMBO), and the European

Life Sciences Forum (ELSF) hosted a joint meeting in February 2003, to discuss the need and priorities of the ERC initiative. UNESCO will host the meeting.

There is no doubt that FEBS could play a major role in establishing ERA, as our membership scatters across many countries in Europe. Thus, our organisation should prove vital in building the constituency of science, in addressing national and regional dimensions of policy imbalances, as well as in contributing to the training and career of young scientists. FEBS role should be envisaged in collaboration with other scientific and intergovernmental organisations as well as with various other players in the European scene as outlined in the scheme.

3 FEBS Objectives and Bodies

3.1 FEBS Activity Portfolio

Since it was founded in 1964, the main objective of FEBS has been to advance basic research and education in biochemistry, molecular and cellular biology, and molecular biophysics. Briefly, its present activities include:

- Practical and lecture based Advanced Courses.
- Long-term, Short-term and Summer fellowships, as well as collaborative Experimental scholarships.
- An annual Congress.
- Scientific Journals and several means of publicizing information (including a website and a bimonthly newsletter).
- Medals and prize lectureships for outstanding contributions to biochemistry and molecular biology.
- FEBS has developed a special niche in supporting scientists in Central and Eastern European countries, via a Scientific Apparatus Recycling Scheme (SARS).
- Active engagement in the establishment of the European Research Area (ERA).

These many activities that FEBS has developed over the years, would not have been possible without the FEBS members' continued support of, and publication in, the two FEBS journals. Equally, the indefatigable engagement of the members and chairmen of the various FEBS Committees and the rather newly shaped Working Groups have great merit in these efforts. Presently FEBS relies on the teamwork of the following

Committees and Working Groups:

- Fellowships Committee.
- Publications Committee.
- Advanced Courses Committee.
- Science and Society Committee.
- Working Group on Young Scientists' Careers.
- Working Group on Women in Science.
- Working Groups on Ways of Improving Assistance to Central and Eastern European Countries.
- Working Group on FEBS Future Financial Structure.
- Working Group on Teaching Biochemistry in Europe.
- Working Group on ERA.

The responsibilities that reside with the Committees and their achievements in the past years are detailed in the following sections. A brief outline of the tasks of the more recently established Working Groups will be given in chapter 6.4.

3.2 FEBS as an Organisation

FEBS is governed by a Council composed of one delegate from each of the adhering (Constituent or Associated) Societies plus the members of the Executive Committee. The Council meets during the annual FEBS Congress, under the chairmanship of a member of the Society hosting that Meeting; the Council Chairman also chairs the Executive Committee until replaced at the next FEBS Meeting. In years when there is an IUBMB Congress in Europe or a Special FEBS Meeting because the IUBMB Congress is outside

Europe, the Chairman of the past FEBS Meeting convenes the Council during that IUBMB Congress or Special Meeting.

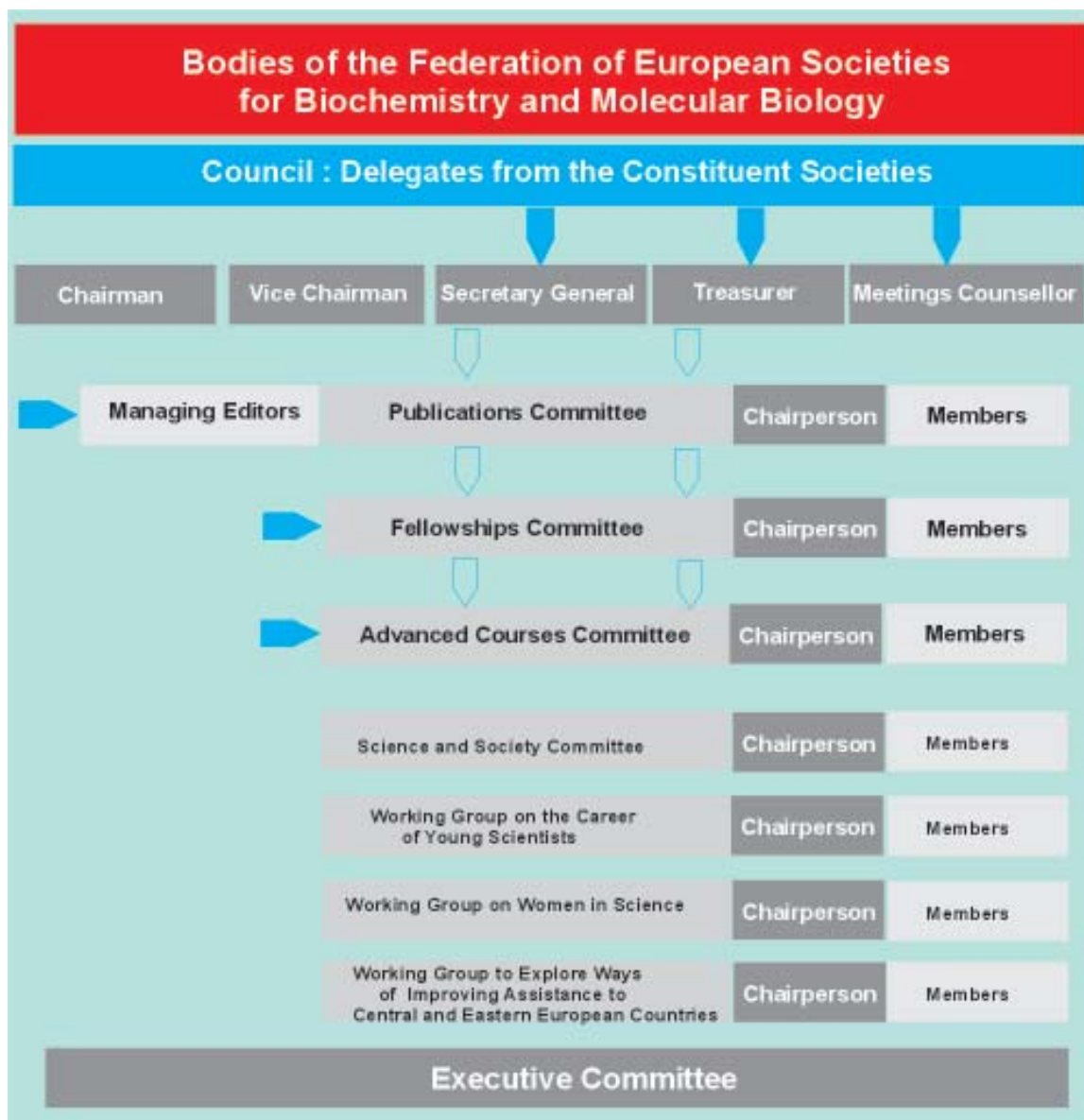


Figure 3.2.1: FEBS administration and bodies.

The Executive Committee is composed of the Chairman, the Vice Chairman, the Secretary General, the Treasurer, the Meetings Counsellor, and the Chairpersons of the Advanced Courses Committee, the Fellowships Committee, the Publications Committee, the Science and Society Committee, the Working Group of Women in Science, and the Working Group of Young Scientists Careers. Apart from the Chairman and Past Chairman, the officers are appointed for 3-year term by Council. In recognition of his outstanding contribution to FEBS, Council has appointed S.P.Datta as a Life Member of the Executive Committee. Members of the three Committees are appointed by Council to serve for a term of 4 years.

Table 3.2.1 and 3.2.2 present an overview on the Chairmen, FEBS Officers, and other personalities, who have served the Federation for certain periods of time since its foundation in 1964.

Table 3.2.1 Members of the FEBS Executive Committee**FEBS Chairmen**

| | | |
|-------------|----------------------------|-----------------|
| 1964 – 1965 | Frank Happold | United Kingdom |
| 1965 – 1966 | Otto Hoffmann-Ostenhof | Austria |
| 1966 – 1967 | K. Zakrzewski | Poland |
| 1967 – 1968 | Alexander Pihl | Norway |
| 1967 – 1969 | Frantisek Sorm | Czechoslovakia |
| 1969 - 1971 | J.R. Villanueva | Spain |
| 1971 – 1972 | Todor Nikolov | Roumania |
| 1972 – 1974 | Laurens L.M. van Deenen | The Netherlands |
| 1974 – 1975 | Ferenc Guba | Hungary |
| 1975 – 1976 | Jean-Pierre Ebel | France |
| 1977 - 1978 | Frank Lundquist | Denmark |
| 1978 – 1979 | Samuel Rapoport | Germany (DDR) |
| 1980 – 1981 | Nathan Sharon | Israel |
| 1981 – 1983 | Hamish Keir | United Kingdom |
| 1983 – 1984 | Claude Liébecq | Belgium |
| 1984 – 1986 | Yuri Ovchinnikov | Russia |
| 1986 – 1987 | Karl Decker | Germany |
| 1987 – 1989 | Vito Turk | Slovenia |
| 1989 – 1990 | Doriano Cavallini | Italy |
| 1990 – 1992 | Peter Friedrich | Hungary |
| 1992 – 1993 | Norma Ryan | Ireland |
| 1993 – 1995 | Lars Thelander | Sweden |
| 1995 – 1996 | Joachim Seelig | Switzerland |
| 1996 – 1998 | Carlos Gancedo | Spain |
| 1998 – 1999 | Brian Clark | Denmark |
| 1999 – 2002 | Guy Dirheimer | France |
| 2003 - | Claudina Rodrigues-Pousada | Portugal |

Secretary Generals

| | | |
|-------------|-------------------------|-----------------|
| 1965 – 1967 | William J. Whelan | United Kingdom |
| 1968 – 1974 | Henry R.V. Arnstein | United Kingdom |
| 1975 – 1977 | Laurens L.M. van Deenen | The Netherlands |
| 1978 – 1983 | Moritz Yomtov | Bulgaria |
| 1984 – 1989 | Guy Dirheimer | France |
| 1990 – 1998 | Vito Turk | Slovenia |
| 1999 - | Julio Celis | Denmark |

Treasurers

| | | |
|-------------|------------------|----------------|
| 1964 – 1990 | Prakash S. Datta | United Kingdom |
| 1991 - | John Mowbray | United Kingdom |

Meetings Counsellors

| | | |
|-------------|------------------------|-----------------|
| 1978 – 1987 | Simon G. van den Bergh | The Netherlands |
| 1988 – 1996 | Horst Kleinkauf | Germany |
| 1997- | Joan Guinovart | Spain |

Chairmen Fellowships Committee

| | | |
|-------------|----------------|--------|
| 1979 – 1983 | Guy Dirheimer | France |
| 1984 – 1992 | Carlos Gancedo | Spain |
| 1993 – 2001 | Israel Pecht | Israel |
| 2002 - | Maciej Nalecz | Poland |

Chairmen Publications Committee

| | | |
|----------------|-------------------|----------------|
| 1966 – 1972 | Claude Liébecq | Belgium |
| 1972 – 1974 | Bo G. Malmström | Sweden |
| 1975 – 1977 | Samuel Rapoport | Germany |
| 1978 – 1983 | Trever W. Goodwin | United Kingdom |
| 1984 – 1989 | Uriel Z. Littauer | Israel |
| 1990 (Interim) | Vito Turk | Slovenia |
| 1990 – 1996 | Karl Decker | Germany |
| 1997 - | Willy Stalmans | Belgium |

Chairmen Advanced Courses Committee

| | | |
|-------------|---------------------|-----------------|
| 1965 – 1967 | Henry R.V. Arnstein | United Kingdom |
| 1967 – 1970 | Peter N. Campbell | United Kingdom |
| 1970 – 1977 | Max Gruber | The Netherlands |
| 1978 – 1986 | Giorgio Bernardi | France |
| 1987 – 1995 | Horst Feldmann | Germany |
| 1996 – 2004 | Karel Wirtz | The Netherlands |

Chairman of the Science and Society Committee

| | | |
|--------|----------------|-------|
| 2002 - | Federico Mayor | Spain |
|--------|----------------|-------|

Chairman of the Working Group to Explore Ways of Improving Assistance to Central and Eastern European Countries (WOGA)

| | | |
|--------|---------------|--------|
| 1999 - | Guy Dirheimer | France |
|--------|---------------|--------|

Working Group on Education in Biochemistry

| | | |
|--------|------------|--------|
| 1999 - | J. Wallach | France |
|--------|------------|--------|

Member of the Executive Committee for a one time 3 year appointment:**Working Group on the Career of Young Scientists**

| | | |
|--------|---------------|---------|
| 2002 - | Marja Makarow | Finland |
|--------|---------------|---------|

Working Group on Women in Science

| | | |
|--------|--------------|--------|
| 2003 - | Sissel Rogne | Norway |
|--------|--------------|--------|

Table 3.2.2 Other Appointments**Chairmen of the Editorial Board of the European Journal of Biochemistry**

| | | |
|-------------|------------------|----------------|
| 1967 – 1988 | Claude Liébecq | Belgium |
| 1989 – 1998 | Philipp Christen | Switzerland |
| 1999 - | Richard Perham | United Kingdom |

Managing Editors of FEBS Letters

| | | |
|-------------|-----------------|----------------|
| 1964 – 1985 | Prakash Datta | United Kingdom |
| 1986 – 2000 | Giorgio Semenza | Switzerland |
| 2000 – 2001 | Matti Saraste | Germany |
| 2001 - | Felix Wieland | Germany |

Editors of FEBS Bulletin

| | | |
|-------------|---------------|----------------|
| 1965 – 1983 | Prakash Datta | United Kingdom |
| 1984 – 2001 | Jan Skoda | Czech Republic |

Counsellor of SARS

| | | |
|--------|----------------|----------------|
| 1990 - | Peter Campbell | United Kingdom |
|--------|----------------|----------------|



Figure 3.2.2: Chairmen of the FEBS Executive Committee. From top to bottom and from left to right: Frank Happold, Otto Hoffmann-Ostenhof, K. Zakrzewski, Alexander Pihl, Frantisek Sorm, J.R. Villanueva, Todor Nikolov, Laurens L.M. van Deenen, Ferenc Guba, Jean-Pierre Ebel, Frank Lundquist, Samuel Rapoport, Nathan Sharon, Hamish Keir, Claude Liébecq, Yuri Ovchinnikov, Karl Decker, Vito Turk, Doriano Cavallini, Peter Friedrich, Norma Ryan, Lars Thelander, Joachim Seelig, Carlos Gancedo, Brian Clark, Guy Dirheimer, Claudina Rodrigues-Pousada.

As can be seen from these Tables, one of the above Committees and several Working Groups have only recently been installed. The obligations and functions of the FEBS Officers and the Committees as well as their compositions are detailed in the Statutes (Annex 1); descriptions of their activities can also be found in the later chapters.



Figure 3.2.3. Secretary Generals of FEBS. From top to bottom and from left to right: William J. Whelan, Henry R.V. Arnstein, Laurens L.M. van Deenen, Moritz Yomtov, Guy Dirheimer, Vito Turk, and finally Julio Celis, the Secretary General ann. 2003.



Figure 3.2.4. FEBS Treasurers, Prakash S. Datta and John Mowbray. FEBS Meetings Counsellors, Simon van den Bergh, Horst Kleinkauf, Joan Guinovart.



Figure 3.2.5. Chairmen of the FEBS Fellowships Committee: Guy Dirheimer, Carlos Gancedo, Israel Pecht, Maciej Nalecz.



Figure 3.2.6. Chairmen of the FEBS Advanced Courses Committee, Henry Arnstein, Peter Campbell, Max Gruber, Giorgio Bernardi, Horst Feldmann, Karel Wirtz.



Figure 3.2.7. Chairmen of the FEBS Publications Committee, Claude Liébecq, Bo Malmström (picture not available), Trever W. Goodwin, Uriel Littauer, Vito Turk, Karl Decker, Willy Stalmans.



Figure 3.2.8. New Members of the FEBS Executive Committee appointed for a three-year period: Federico Mayor (Chairman of the Science and Society Committee), Marja Makarow (Working Group on the Career of Young Scientists), Sissel Rogne (Working Group on Women in Science, WISE).

The pictures below show some photographs from annual meetings of the FEBS Executive Committee.



Figure 3.2.9: FEBS Executive Committee Meeting in Vienna (1965). From left to right: Peter Reichard, Unknown, Uriel Littauer



Figure 3.2.10: FEBS Executive Committee Meeting in Moscow (1984). Visible: C. Liébecq, Y. Ovchinnikov (Chairman), G. Dirheimer, Secretary to the Secretary General, Prakash Datta, Simon van den Bergh.



Figure 3.2.11: FEBS Executive Committee Meeting in Prague (1988). G. Dirheimer, V. Turk, K. Decker, C. Gancedo, H. Feldmann.



Figure 3.2.12: FEBS Executive Committee Meeting in Rome (1989). C. Gancedo, U. Littauer, Secretary to the Secretary General, G. Dirheimer, D. Cavallini, V. Turk.



Figure 3.2.13: FEBS Executive Committee Meeting, Budapest 1990. Sitting P. Datta, D. Cavallini. Standing: H. Kleinkauf, J. Mowbray, K. Decker, G. Dirheimer, V. Turk, H. Feldmann, C. Gancedo.

Figure 3.2.14: Party at P. Friedrich's home. H. Feldmann, Mrs. Turk, V. Turk, Juana Maria Gancedo, C. Gancedo, Secretary to the Secretary General, J. Mowbray.



Figure 3.2.15: Executive Committee Meeting, Ljubljana 1998, J. Guinovart, J. Mowbray, B. Clark, K. Wirtz, Z. Vadnjak, J. Celis, B. Wheland, V. Turk, Igor Kregar, C. Gancedo, I. Pecht, W. Stalmans.

4 FEBS Meetings

4.1 A General Overview

4.1.1 Importance and Format

Since the foundation of FEBS in 1964, FEBS Meetings (to be renamed 'FEBS Congresses from 2004 onwards) have been one of the most visible activities of the Federation. From that time on, FEBS Meetings were held annually in countries that have a Constituent Society of the Federation (Table 4.1). In accordance with the FEBS Statutes, each of the meetings was organised by a local Society, on behalf of FEBS, and they always aimed to be a collaboration with other Life Science Societies. Only when the IUBMB Meeting is being held in Europe is the Meeting a FEBS/IUBMB Meeting. If the IUBMB Meetings (in a three year's turn) are held outside Europe, FEBS had decided in 1973 to organise in parallel Special Meetings in countries that have a Constituent Society of the Federation.

The general format of these venues has largely been kept over the years, though details have been modified to meet the actual requirements. The scientific events of a FEBS Meetings usually cover six days in total and will comprise:

- Plenary or Main Lectures (about 50 min), which normally also accommodate the Named Lectures: Sir Hans Krebs Lecture; the Datta Lecture; the Theodor Bücher Lecture; the EMBO Lecture; the IUBMB Lecture and the PABMB Lecture.
- Parallel Symposia (Mornings on days 2 to 6), each of which involves 4-5 state-of-the-art lectures (25-30 min).
- Parallel Workshops (Afternoons on days 2,3 and 5) each of which involves 4-5 lectures (20-30 min).
- Posters Sessions.
- A Commercial Exhibition.

(In Annex 2 you will find a list of the Plenary Lectures presented at the first FEBS Meetings.)

The actual number of parallel sessions was, in part, dependent upon the characteristics of the Congress Venue. Normally, a Meeting includes:

- A Social Programme.
- A Programme for Accompanying Persons.
- A Public Awareness Programme open to the public (preferably as evening events).
- A Programme for Bursary recipients.

In recent years, FEBS has offered a grant of EUR 50,000 to the organisers and half of this sum has been available to the Organisers one year before the Meeting on the advice of the Meetings Counsellor. FEBS has also provided EUR 50,000 for Bursaries to support participation by young researchers.

In order to get a good attendance, the Registration Fee for the Meeting has been kept within reasonable reach of most European biochemists. A Reduced Registration Fee (50%) has been available for young participants (under 31 years old at the time of the Meeting). The rates, subsidised in part by the FEBS grant, were normally only applied to scientists working in academia: those working in industry were asked to pay an appropriately higher registration fee.

Table 4.1 FEBS Meetings (Figure 4.1.1)

| | | | |
|----------|------|-----------------------|--------------------|
| 1 | 1964 | London | March 23- 25 |
| 2 | 1965 | Vienna | April 21 - 24 |
| 3 | 1966 | Warsaw | April 4 - 7 |
| 4 | 1967 | Oslo | July 3 - 7 |
| 5 | 1968 | Prague | July 15 - 20 |
| 6 | 1969 | Madrid | April 7 - 11 |
| 7 | 1971 | Varna | September 20 - 25 |
| 8 | 1972 | Amsterdam | August 20 -25 |
| Special | 1973 | Dublin | April 15 - 19 |
| 9 | 1974 | Budapest | August 25 - 30 |
| 10 | 1975 | Paris | July 20 -25 |
| | 1976 | <i>IUB: Hamburg</i> | |
| 11 | 1977 | Copenhagen | August 14 - 19 |
| 12 | 1978 | Dresden | July 2 - 8 |
| Special | 1979 | Dubrovnik | April 17 -21 |
| 13 | 1980 | Jerusalem | August 24 - 29 |
| 14 | 1981 | Edinburgh | March 29 - April 4 |
| Special | 1982 | Athens | April 25 - 29 |
| 15 | 1983 | Brussels | July 24 - 29 |
| 16 | 1984 | Moscow | June 25 - 30 |
| Special | 1985 | Algarve | April 21 - 26 |
| 17 | 1986 | Berlin | August 24 - 29 |
| 18 | 1987 | Ljubljana | June 28 - July 3 |
| | 1988 | <i>IUB: Prague</i> | |
| 19 | 1989 | Rome | July 2 - 7 |
| 20 | 1990 | Budapest | August 19 -24 |
| | 1991 | <i>IUB: Jerusalem</i> | |
| 21 | 1992 | Dublin | August 9 -14 |
| 22 | 1993 | Stockholm | July 4 -9 |
| Special | 1994 | Helsinki | June 26 - July 1 |
| 23 | 1995 | Basel | August 13 - 18 |
| 24 | 1996 | Barcelona | July 7 - 12 |
| Special | 1997 | Amsterdam | June 29 - July 3 |
| 25 | 1998 | Copenhagen | July 5 - 10 |
| 26 | 1999 | Nice | June 19 -24 |
| IUB/FEBS | 2000 | Birmingham | July 19 - 24 |
| 27 | 2001 | Lisbon | June 30 – July 5 |
| 28 | 2002 | Istanbul | October 20 - 25 |
| Special | 2003 | Brussels | July 3 - 8 |
| 29 | 2004 | Warsaw | June 26 – July 1 |

4.1.2 Publications

During the first years, until about 1983, the Symposia at the FEBS Meetings were published in book form (see Annex 1). In recent years, the Statutes demand that accepted abstracts of paid-up delegates have to be published in the proceedings of the Meeting. For some time, it has been customary that The European Journal of Biochemistry and FEBS Letters edit Special Issues presenting selected contributions of invited

Lecturers whose contributions are in focus with timely topics of the Meeting. The Organising Committee has at an early date to make contact with the Managing Editor of FEBS Letters with a view to organising a Special Issue of that journal in connection with the Meeting. The Organising Committee is to notify the Chairman of the Editorial Board of EJB and the Managing Editor of FEBS Letters as soon as the lecturers have accepted their invitations to lecture. These Special Issues are distributed to the participants of the Meeting free of charge. From 1965 onwards, it is customary for the Sir Hans Krebs Lecture to be published in EJB, The FEBS Journal and the Datta Lecture in the Special Issue of FEBS Letters. Organisers have to inform those awarded these lectureships about their obligation to submit the manuscripts in due time.

Along with all necessary information related to the Meeting, the participants will find a Book of Abstracts that will contain the abstracts for the invited lectures, accepted abstracts and is indexed by author and keywords. To date, abstracts are also made available on-line at a designated website (see www.febs.org for further details) a few weeks before the Meeting and may be left for consultation once concluded. FEBS has reserved the right to publish the Book of Abstracts as a supplement for one of its own journals or to



Figure 4.1.1: FEBS Meetings.

arrange for specialist electronic publishing. Where the local Society wished to publish the Book of Abstracts as a special issue of its own journal, prior consent was required from the FEBS Executive Committee.

4.1.3 Satellite Meetings

In conjunction with several FEBS Meetings, satellite meetings organized by the respective hosting Societies were held, mostly in places near the location of the major convention centre.

At the Lisbon meeting during summer 2001, the Council of FEBS decided that a FEBS Forum for Young Scientists will be organized on a regular basis as a satellite meeting of the Annual Meeting.


Makarow (chair), Finland.



The first FEBS Forum for Young Scientists was held from 18-20.10, 2002 in Istanbul, Turkey, in conjunction with the 28th International FEBS Meeting. It was intended to gather PhD students and recently graduated PhDs who are members of a FEBS Constituent Society. Organizers of this venue were: Marja Makarow (Helsinki, Finland), Tomris Özben (Antalya, Turkey) and Nina Saris (Helsinki)



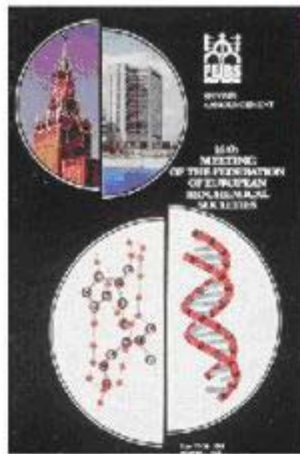
The sessions were composed of twenty presentations chosen from submitted abstracts, and three didactic plenary talks by authorities in the fields of molecular machines for folding, degradation and membrane translocation of proteins.

4.1.4 Meetings Documentation

Over the years, FEBS has collected specimen of advertisement (first and second announcements), abstracts and programmes from the various Meetings. A selection of covers representative for these venues is shown in Figure 4.1.2 on the following pages.









FEDERATION OF EUROPEAN BIOCHEMICAL SOCIETIES
 21st World Meeting
 21st World Meeting
 21st World Meeting



Organized by the Hungarian Biochemical Society Budapest, Hungary



Final Programme
 Book of Abstracts
 and
 Commemorative Edition



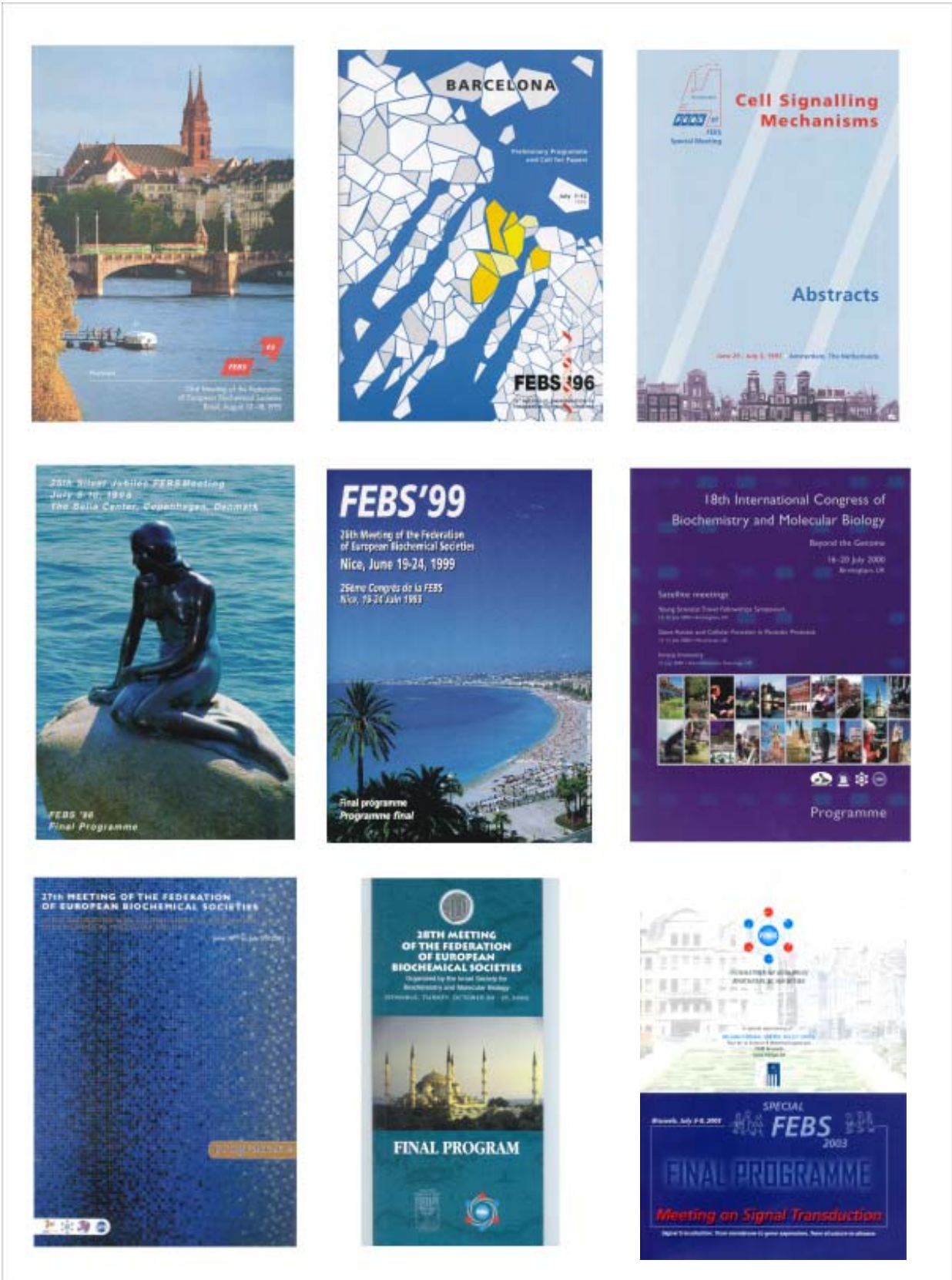


Figure 4.1.2: Selected covers from the annual FEBS Congresses.

4.2 Reminiscences of a 'Frequent' Participant to FEBS Meetings



Horst Feldmann

Chairman of FEBS Advanced Courses Committee, 1987-1995.

In the past forty years FEBS has held 28 Annual Meetings and seven Special Meetings throughout Europe. In several instances, particular FEBS Constituent Societies were engaged in organising these venues more than once. I attended many of the Meetings and still have kept documents from these times (unfortunately not many photographs), which may help to reconstruct some salient features of these events. I am grateful to various colleagues who kindly supplied material to present interesting facets of FEBS Meetings.

Warsaw 1966

The third FEBS Meeting was organised by the Polish Biochemical Society, and the Palace of Culture and Science in the centre of Warsaw was chosen as the convention site (Figure 4.2.1). Sessions were held in the Congress Hall and in smaller lecture halls at the 4th, 6th and 12th floor of the Palace built in the confectioner's style.

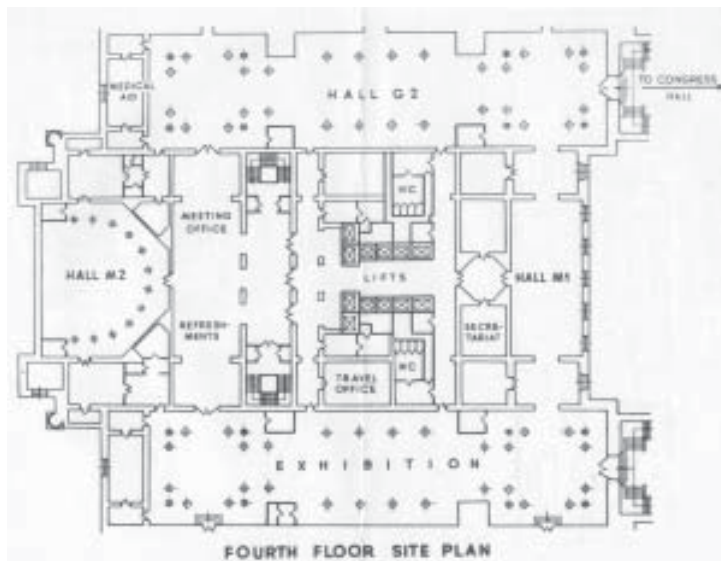


Figure 4.2.1: (a) Floorplan from the Warsaw Congress Centre. (b) Extra stamp issued for the Warsaw Meeting.

The programme was scheduled in four (mostly parallel) Sections: G – Properties and Function of Genetic Elements (Symposium contributions and communications); P – Biochemistry of Blood Platelets (Colloquium contributions and communications); M – Biochemistry of Mitochondria (Colloquium contributions and communications); and F – Free papers. In the Symposium 'Genetic Elements', contributions during the first three days were devoted to timely topics, such as the Genetic Code, molecular structures of nucleic acids (especially tRNAs), cytoplasmic DNAs, bacterial transformation, and virus replication.

Though supplies at that time were short and restoration of the picturesque Old Town had just been begun, the organisers did their best to offer an attractive social programme: we could enjoy a performance of Gounod's Faust at the Warsaw Opera House (Teatr Wielki) and admire the completely renovated Chateau of Wilanów. After we had discovered the splendid restaurant 'Krokodyl' situated at the Old Market Place, we forgot our disappointment of the first evening on which we were not able to find suitable nourishment at our hotel 'Saski'. Even the restaurant at Hotel Europejski had closed down after 9:30. But we were happy to find the bar serving good beer.



Institut für Genetik
der Universität zu Köln
Kewenig 119,
50001 - Köln



Figure 4.2.2: Congress Centre in Oslo. Site map.

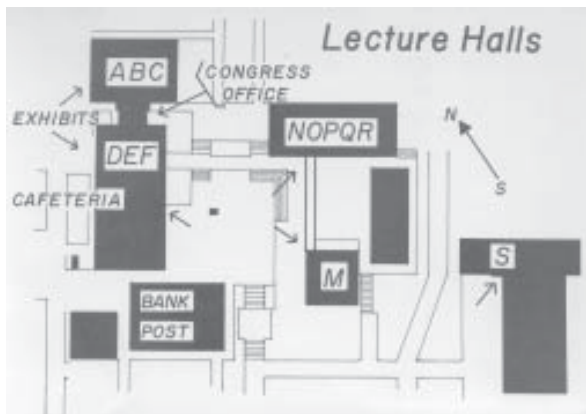


Figure 4.2.3: Congress Centre in Oslo. Floorplan.

Oslo 1967

The fourth FEBS Meeting was scheduled on the invitation of the Norwegian Society for Biochemistry and Physiology and was held during early July at the Congress Center located north from Oslo at Blindern (Figures 4.2.2 and 4.2.3). The young participants were accommodated in two nearby large student hotels, the Studentbyens Sommerhotell and Nord-norske Student- og elevhjem. All three locations could be reached by the same electric train with its downtown terminal located near the National Theatre.

The Meeting was organized into six Symposia - Enzyme Activity, Virus Replication, Transfer RNA, Fatty Acids, Glycogen Metabolism, Endoplasmic Reticulum -, each of which included a number of Open Communications related to these topics. Nearly 600 papers were presented. At the opening session, Peter Reichard presented the Plenary Lecture on the biosynthesis of deoxyribonucleotides. Major themes were the activities and allosteric interactions of various enzymes, the biochemistry of virus replication, studies on protein biosynthesis, tRNAs and 5S RNA, as well as other nucleic acids, fatty acid and lipid metabolism, glycogen metabolism, endoplasmic reticulum in animal cells.

The social programme included an informal reception at the Congress Centre, a reception at the City Hall, and a boat tour around Oslo. The younger participants (and as I realized also the senior ones) were grateful that free snacks and drinks were offered at these venues, because they

had to experience that the prices even for (real) beer were at least five times higher in Norwegian restaurants than elsewhere.

Prague 1968

For the fifth meeting in Prague, eight topical subjects had been selected which were discussed in mostly full-day Symposia, some of which had to be run in parallel: (1) Enzyme structure and activity, (2) Isoenzymes, (3) Structure and biosynthesis of gamma globulin, (4) Metabolism of peptide hormones, (5) Antimetabolites as tools in biochemical investigations, (6) Biochemistry of connective tissue, (7) Structure and function of mitochondria, (8) Drugs and chemical action of their metabolites. Remarkably, altogether some 1200 oral presentations were scheduled, about half of which were concerned with the main topics while the rest were so-called free communications. The highlights of the Opening Session were the first Sir Hans Krebs Lecture presented by Max Perutz on 'X-Ray analysis, structure and function of crystalline proteins', and a concert given by the State Philharmonic Orchestra.

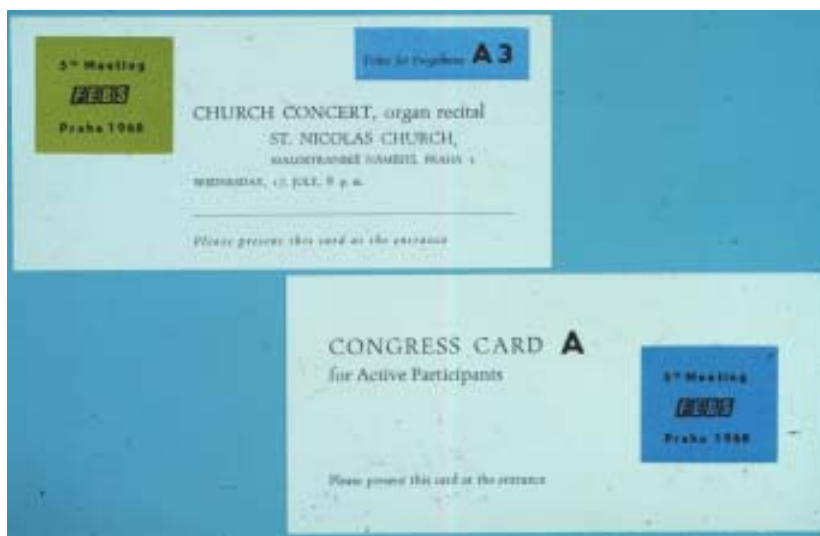


Figure 4.2.4: Admission cards from the Prague Meeting.

The Meeting took place in a pleasant and relaxed atmosphere. Prague had managed already to restore a great number of its attractive buildings such as churches, palaces and art deco houses. The restaurants not only served excellent meals, but much to our surprise at unbelievably cheap prices: at the Prague 'Kleinseite' we enjoyed a three courses meal including best Pilsner beer for less than one Deutsche Mark!

With the social programme, the organisers had done their best to show to the participants the

historical places and monuments of this marvellous city, we were invited to visit the Hradschin, the Old Town with the Jewish quarter, concerts in many churches (traditional events during summer time in Prague) (Figure 4.2.4), the World Exhibition Centre, see a performance at the famous theatre 'Laterna Magica', and make a tour to the nearby 'Karlsfeste'. Nobody realized that some weeks later the Prague Spring would end abruptly in an unbelievable disaster during the shocking and sad days of August 1968.

Madrid 1969



Figure 4.2.5: Commemorative stamps issued for the Madrid Meeting.

The 6th Meeting was organised by the Spanish Biochemical Society under the auspices of the Spanish Research Council and held at the University City of Madrid. Four Symposia, each spanning two or three days, were devoted to the following topics: (1) Biosynthesis of Macromolecules – structure and function of ribosomes; translation of genetic message; morphogenesis of viruses. (2) Metabolic Regulation – control of gene expression; gluconeogenesis and related pathways; enzymically interconvertible forms of enzymes. (3) Mechanism of Enzyme Action – active sites and modulation of

enzyme activity. (4) Membranes: Structure and Function – structure of cell membranes and active transport. Additionally, five Colloquia (on enzyme pathology, biochemical evolution, molecular biology of differentiation, molecular bases of antibiotic action, and molecular neurobiology were held, intermingled with Free Communications.

I vividly recollect some very special features to this Meeting. The Spanish Post had edited an extra stamp for 150 Pesetas, which was presented on a special envelope showing the Genetic Code (Figure 4.2.5). Salvatore Dali, who was a good friend to Severo Ochoa, had designed the cover of the Programme. I later saw the original draft at the Centro de Investigaciones Biologicas in Madrid during a Yeast Genetics Course and had a chance to document two further 'scientific' gouaches, which Dali had dedicated to Ochoa in 1975/6 (Figure 4.2.6).



Figure 4.2.6: Two gouaches by Salvador Dali dedicated to Ochoa.

FEBS Meetings 1970 to 1980

In the years to follow, I had to spare out most of the annual FEBS Meetings. I was engaged in building up my own research group and had to devote much of my time to educational and organisational duties at our institute and our faculty. As a good compensation, I became involved in the organisation of many national and international meetings and courses. During this time, it was difficult for me, also for financial constraints, to attend general meetings, instead I had to concentrate on special meetings. The only documents from this time I keep in my collection are letter envelopes from the FEBS Meetings in **Copenhagen 1977** and in **Jerusalem 1980**, which Uriel Littauer kindly provided and which show the special stamps by which these venues were celebrated (Figure 4.2.7).



Figure 4.2.7: Stamps from the Jerusalem (left) and Copenhagen (right) Meetings.

Dresden 1978

The 12th FEBS Meeting was organised by the Biochemical Society of the German Democratic Republic. One has to recollect that at that time two German Biochemical Societies existed, which had strictly separated

after the creation of two German States. The organisers had composed a huge programme. It included eight Symposia, eight Colloquia, eight Round Table Discussions, and half-day Poster sessions covering 79 different themes. The abstract books listed nearly 4000 contributions. Just to mention the Symposia, they were devoted to the following topic issues: (1) DNA-Protein interactions in the organisation and function of biological systems; (2) Gene expression; (3) Protein structure and assembly; (4) Structure and function of enzymes; (5) Energy transformation in mitochondria and cells; (6) Processing and turnover of proteins and

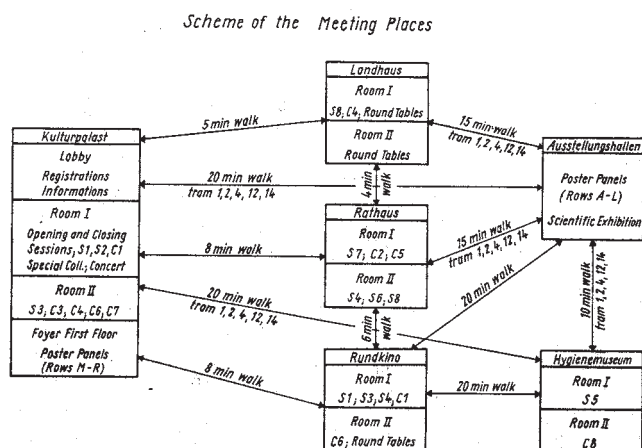


Figure 4.2.8: Strategic map of the Dresden Meeting facilities.

organelles in the cell; (7) Cyclic nucleotides in cell regulation; (8) Regulation of secondary and plant hormone metabolism. Unfortunately, the sessions were split up among six different locations, which were scattered throughout the city and could be reached only by up to 20 min walks or a ride by tram.



Figure 4.2.9: Commemorative stamp from the Dresden Meeting.

The major events, such as the Opening and Closing Ceremonies, took place in the new Dresden Congress Centre (Kulturpalast). The Sir Hans Krebs Lecture was presented by P. Mitchell on 'Compartmentation and Communication in Living Systems'. There were a number of attractions in the social programme: free visits to the Dresden musea which in part

had been restored such as the Semper Gallery, the collection of mathematical and astronomical instruments, the Meißen porcellaine collection, the Albertinum, the 'Green Vault', and the Chateau of Pillnitz. The farewell party was arranged on a number of pleasure boats of the 'White Fleet' taking all participants for a four hours trip on the Elbe.

Other aspects of the stay in Dresden were not so pleasant. The younger participants were accommodated in student hostels throughout, where four to eight of them had to share a very spartan bedroom. The organisers had taken care to strictly separate West from East German students, and I remember that the farewell party was an 'unavoidable' occasion for us to meet. The supply of reasonable restaurants was extremely short. Advanced reservations had to be made but it could happen that these places were overcrowded or that people were simply not admitted when they arrived. Fortunately, clever colleagues had found an escape from such restrictions: we gathered at the InterConti Hotel, which sold 'everything' for hard currency and provided live music gratis.

It is worth mentioning, however, that attendants from West Germany (FRG) encountered a special privilege: they were permitted to travel by car and after the congress to make one-day visits to other cities, Naumburg, Meißen, Weimar, or Leipzig.

Moscow 1984

The 16th FEBS Meeting was held in Moscow, which I could not attend. I otherwise had a chance to visit Moscow several times during the 80's in connection with the Soviet-German Bilateral Symposia on Molecular Biology that were held every two years, alternating between a German university town and an Academy Institute in an interesting area of Russia. The two photographs (Figures 4.2.10 and 4.2.12) shown here



Figure 4.2.10: Liébecq, Yomtov and Datta waiting at Moscow Airport



Figure 4.2.12: Audience at the Opening of the Moscow FEBS Meeting.



Figure 4.2.11: Stamp of the Moscow Meeting.

thus are the only documents from the Moscow FEBS Meeting I could include in my collection.

Algarve 1985

The Special FEBS Meeting organised that year by the Portuguese Biochemical Society was devoted to 'Metal Ions, Proteins and Membranes' and held at the Congress Centre of Hotel Alfa-Mar at Albufeira (Figure 4.2.13). This was an ideal location for a small FEBS Meeting. At the end of April, Portugal was still empty from tourists and many of the participants after the meeting took the chance to travel through this beautiful and hospital country and to enjoy so fantastic places as Sagres, Lisbon, or Sintra.



Figure 4.2.13: Opening of the Algarve Special Meeting by the Portuguese Minister of Cultural Affairs.

Berlin 1986

The 17th FEBS Meeting was held in Berlin (Figures 4.2.14 and 4.2.15). However, because of the particular status of the town the organizers had to advertise the venue as being held in Berlin West.



Figure 4.2.14: Snapshots from the Berlin Meeting.



Figure 4.2.15: Guy Dirheimer, Marianne Grunberg-Manago and Piere Ebel at the Berlin Meeting.

Ljubljana 1987

The Union of Biochemical Societies of Yugoslavia had decided to hold this FEBS Meeting in the friendly town of Ljubljana. Most of the members of the Organising and Scientific Committee were from Ljubljana. The programme listed 18 Symposia and Colloquia: Genome organisation, Gene expression, Protein synthesis, Structure and function of proteins and peptides, Enzymology, Metabolic regulation, Simple and complex Lipids, Biomembranes, Neurobiochemistry, Bioenergetics, Growth and differentiation of cells, Hormones, Immunochemistry, Biochemistry of Viruses, Medical Biochemistry, Biotechnology, Molecular Design and engineering of proteins, Plant biochemistry. The Meeting was held in the new Congress and Cultural Centre of Ljubljana (Cankarjev Dom). The Report of the FEBS Secretary General was printed in the Programme booklet (Figure 4.2.16).

FEBS ACTIVITIES IN 1986
REPORT BY THE SECRETARY GENERAL

FEBS MEETINGS

The Gesellschaft für Biologische Chemie has been the host Society and organizer of the 17th FEBS Meeting in Berlin (West) August 24-29, 1987. This was very successful, 2370 people attended the meeting, 1084 young scientists at reduced prices. The first Prakash DATTA Lecture was given at this meeting by F. MELCHERS from Basel. FEBS thanks all the German organizers, especially H. KLEINKAUF, President of the Organizing Committee.

ADVANCED COURSES AND YOUTH TRAVEL FUND

The Advanced Courses Committee, under G. BERNARDI's Chairmanship, organized 12 courses in 1986. They were held in 7 different European Countries (Belgium, France, German Democratic Republic, Greece, Hungary, Rumania and USSR). 286 young scientists got a FEBS Youth Travel Fund to attend these courses (an increase of 50% as compared to 1985). Support from FEBS towards Advanced Courses and Youth Fund was respectively 318.380 DM and 349.397 DM.

FELLOWSHIPS

During 1986 the FEBS Fellowships Committee chaired by C. GANCEDO handled 67 applications. 44 fellowships were awarded. The fellows originated from the following countries: Czechoslovakia 6, Bulgaria, Great Britain, Greece, Spain 4, Denmark 3, France, Netherlands, Poland 2, Austria, Belgium, FRG, GDR, Hungary, Israel, Italy, Norway, Sweden, Turkey, USSR, Yugoslavia and Tunisia 1. The receiving laboratories were located in Great Britain 15, France 10, FRG 5, Switzerland 3, Belgium 2, Italy 2, Sweden 2, Denmark 1, Finland 1, Netherlands 1, Rumania 1. The average length of stay was 45 days. The total expenses was of 178.966 DM.

A new activity of FEBS is the awarding of summer fellowships. Eight of them were given to applicants originating from France (3), Spain (2), Belgium (1), Ireland (1) and United Kingdom (1). The fellows went to London (3), Berlin (1), Dundee (1), Freiburg (1), Utrecht (1) and Vienna (1).

FEBS FERDINAND SPRINGER LECTURE

This lecture made possible by a contribution from Springer-Verlag publishers of European Journal of Biochemistry, was given in 1986 by W. SCHAFFNER from the Zurich Institut für Molekularbiologie in Sofia, Munich, Utrecht, Amsterdam and Gemboux.

FEBS PUBLICATIONS

Our two journals European Journal of Biochemistry (Chairman of the Editorial Board: C. LIEBECQ) and FEBS Letters (Managing Editor: G. SEMENZA) continue to be successful. FEBS BULLETIN is edited by J. SKODA in Praha. The Publications Committee under U.Z. LITTAUER's Chairmanship, is responsible for overseeing the publications activities of FEBS.

Since most of FEBS activities are only possible because of the income generated by its two journals, I most strongly urge you all to continue to support our journals by publishing your best work in them and encouraging others to do the same. In this way you can help FEBS work on behalf of European Biochemistry.

G. Dirheimer

(printed in the Programme booklet of the FEBS Meeting in Ljubljana, 1987)

Figure 4.2.16: Report of the FEBS Secretary General in the Programme booklet.

IUB Prague 1988

The International Meeting of Biochemistry organized by the Union of Biochemistry was held 1988 at the Congress Centre of Prague, so there was no Special FEBS Meeting that year. However, FEBS Council, the FEBS Executive Committee and other FEBS Committees convened at this occasion to hold their annual sessions. To inform all participants about FEBS activities, we had installed a particular FEBS stand that was aimed at presenting an overview on recent, current and future developments (Figure 4.2.17). It was also designed to celebrate the 20th anniversary of FEBS Letters, one of the two FEBS journals that came into existence in 1968.



Figure 4..2.17: Impressions from the FEBS Stand in Prague on the occasion of the 20th Anniversary of FEBS Letters.

Rome 1989

The 19th FEBS Meeting organised by the Società Italiana di Biochimica (Figure 4.2.19) was held in Rome at the Palazzo dei Congressi located in a residential area South West of Rome, the Universal Exposition of



Figure 4.2.18: The EUR Exhibition Centre in Rome.



SOCIETÀ ITALIANA DI BIOCHIMICA
First Announcement

Figure 4.2.19: Second Announcement for Rome.

Rome (EUR) that had been conceived in the thirties (Figure 4.2.18). The scientific programme comprised 23 Symposia including four plenary lectures and 90 working and poster sessions. The following topics had been chosen: Genome organisation and evolution - Gene expression and regulation - Growth and differentiation - Proteins - Enzymes - Biochemistry of immunresponse - Evolutionary biochemistry - Biochemistry and molecular biology of plants - Biomembranes - Receptors and signal transduction - Bioenergetics - Cell and tissue biochemistry - Metabolism and regulation - Cell-cell interaction -



Figure 4.2.20: Stamps from the Rome FEBS Meeting.

Neurobiochemistry - Biochemical pharmacology - Medical and clinical biochemistry - Biochemistry under extreme life conditions - Emerging topics in nutritional biochemistry - Environmental biochemistry - Biochemistry in technology - Novel and advanced techniques in biochemistry - Biochemical education. Additionally, nine Satellite Meetings were

held after the congress in different places around Italy. A very attractive venue in the social programme was an open-air performance of Puccini's „Tosca“ at the Terme di Caracalla. As the time of the Meeting marked the onset of sequencing the Human Genome, a special round table discussion on problems and perspectives of this project was set up. The Italian Post had edited a special stamp for this venue.

Budapest 1990

The 20th FEBS Meeting was organised by the Hungarian Biochemical Society. Three Congress venues had been chosen: the Opening and Closing Ceremonies as well as the five plenary lectures took place at the Budapest Convention Center, while the scientific sessions were held at the University of Economic Sciences of Budapest and at the Technical University of Budapest, these places being located in short walking distance.

The Scientific Programme Committee had concocted a rich scientific menu that was served in altogether 25 Symposia, 28 Colloquia, 5 Workshops and three Poster Sessions – but fortunately had reserved a whole afternoon to offer to all participants a free sight-seeing tour through wonderful Budapest. Other venues of the social programme will stay unforgettable as well: A grand reception at the National Gallery of Arts on the evening of 20th of August followed by big fireworks that night and the Hungarian Farewell Dinner. The significance of this particular St. Stephen's Day celebrated on 20th of August becomes evident from an article (Figure 4.2.21) contributed by a young journalist to a special Meeting's newspaper (edited at a FEBS Meeting for the first time): the organisers had aimed at including into the congress an extraordinary event, the first national holiday after the breakdown of the communist era. One could easily feel the relief of the Hungarian people, which became also obvious from the fact that the Technical University, former „Karl-Marx-University“, had been instantly renamed, and the monument of Marx at the entrance hall had been covered over and over with Hungarian tricolours by the students.

IUB Jerusalem 1991

Like three years before, the Congress of the International Union of Biochemistry was held in the European area, thus no Special FEBS Meeting was organised that year. All FEBS Officers and the delegates of Council were invited to Jerusalem to attend the Congress and to meet for their annual conventions.

Dublin 1992

For the 21st FEBS Meeting, the Irish Area Section of the Biochemical Society had applied to hold this venue in association with the Quarter Centenary Celebrations of Trinity College Dublin. As space was limited at the grounds of Trinity College (they were still in progress of setting up new and modern facilities), the Meeting could only accommodate a limited number of participants as well as of sessions. Altogether, some 26 Symposia on topical themes were offered. Each day, five of these were held in parallel. The beautiful setting of Trinity College made the meeting both enjoyable and relaxing. The participants could find time to visit the famous Trinity Library (housing over one million of books the most notable being the Book of Kells), see the pleasant city and the lovely surrounding countryside. Most remarkable and hitherto an exception to FEBS Meetings was the fact that a lady, Norma Ryan, acted as the President, giving everybody the nice feeling of Irish hospitality and friendliness.

Stockholm 1993

As a Congress venue for the 22nd FEBS Meeting, the Swedish Society for Biochemistry and Molecular Biology had chosen the area of the Stockholm Exhibition Centre, located a little outside of the city but easily reachable from there by suburban trains. The Organising Committee had set up 27 Symposia, some of which were divided into three sessions. Four to six of these sessions were run in parallel, accompanied

20th of August

Apart from its scientific significance, the timing of the 20th FEBS Meeting offers a unique opportunity to the organizers to introduce Hungary a little bit in depth to the participants. As it is quite uncommon that scientists attending a meeting are celebrated by fireworks, inevitably questions will be asked about the significance of the 20th of August.

The story began in 895 AD when the pagan Magyar tribes settled here at the end of a long journey from their original homeland somewhere in Central Asia. (According to their original plans they would have moved further westward had they not been stopped by the German Empire; this would have saved us much trouble later in history. But one could not escape geopolitical realities even in the 9th century.) Having arrived to a Christian Europe, the Magyars' only chance to survive was to abandon their original tribal religion and put an end to nomadism. This was realized first by Duke Geza, although personally he considered himself powerful enough to believe in, two religions: the ancient tribal one and the new Christianity. (The few Christian missionaries around him suspected that he did not believe in anything at all.) As a careful political move, he had his son Vajk baptized, to whom on this occasion the name Stephen (after the first Christian martyr) was given. Heir to Geza, Stephen became Duke in 997. He was coronated on Christmas day 1000 AD with a crown sent by Pope Sylvester II.

The coronation of King Stephen was of great significance. Symbolically, the Pope recognized him as a Christian king and gave him support to convert the Magyars into good Christians. Moreover, receiving a crown from the Pope meant the independence of Hungary, since if Stephen had accepted a crown from, say, the Emperor of Germany, he would have been regarded as a mere vassal. Therefore his crown, also known as the Holy Crown of Hungary, has remained the symbol of Hungarian independence ever since. Stephen completed the Christianization of Hungary and built the framework of the Hungarian state. He was a truly religious man; although his efforts to create a then modern state required cruel measures, his laws were considered humane by his time's standards.

Not so long after Stephen's death in 1038, his descendant King Laszlo I arranged for his canonization not only on religious grounds but presumably also to pay tribute to the founder of the

Hungarian kingdom. St. Stephen became the first Hungarian saint in 1083. Catholic saints have special days on which they are celebrated: St. Stephen's day is the 20th of August.

For Hungarians the importance of this day is well beyond that of a Catholic holiday. Being the founder of the independent Hungarian state, St. Stephen is revered as one of our national heroes. 20th of August reminds us Hungarians of our national identity which we could preserve over 1000 years, surviving a not particularly merciful history.

The importance of the 20th of August is such that even the Communists, although fuelled by their usual enthusiasm to eradicate all patriotic feelings from the nation, did not dare to abolish its celebration completely. On the 20th of August, 1949 the new Constitution of Hungary, compiled following the guidelines of Stalin's Soviet Constitution, came into force and this careful timing gave an excellent pretext for the celebration of St. Stephen's Day as Constitution Day. (Yes, with military parade and fireworks.) By tradition, this is also the day when the first bread is baked from the newly harvested crop: this has also been adopted by the Communist mythology, probably to calm down the peasants. Later it was not considered awkward even to remember St. Stephen as well; this way the Hungarians were given a "three-in-one" national holiday.

The end of the Communist rule in Hungary was symbolised, among other hints, by the appearance of some of the prominent personalities of the previous regime last year in the procession held by the Catholic church regularly on St. Stephen's Day. (In this procession the king's right hand, an invaluable relic, is shown around; otherwise it is on display in the Basilica of St. Stephen in Budapest.)

The 20th FEBS Meeting was carefully organized so that it takes place after the "peaceful revolution".

Therefore all of you are kindly invited to celebrate St. Stephen's Day, for the first time without any distortion of its traditional meaning, together with us. Do not worry, just leave the patriotic feelings to the Hungarians, we will be satisfied if you enjoy the fireworks.

Andras Aszodi born on 20th of August, 1964

Figure 4.2.21: A page from the FEBS Meeting News.

by poster presentations that could be shown during the whole time of the congress and were discussed on three afternoons.

Helsinki 1994

Although the FEBS Meeting that year was a Special Meeting organised by the 'Societas Biochemica, Biophysica et Microbiologica Fenniae' on Biological Membranes, it attracted nearly 600 participants from all over Europe. Probably, this success was last but not least supported by the wish to experience Helsinki, the 'white town' which at the time of the venue (end of June) offered sunshine nearly until mid-night. The Opening Ceremony took place at the Great Hall of the venerable downtown University of Helsinki, while the 24 Sessions were held (in parallel) at three locations of the Dipoli Congress Building at Espoo. These sessions accompanied by poster sessions had been organised around six major topics: Structure and function of membrane proteins – Membrane carbohydrates – Lipids in membrane organisation and function – Protein targeting and export – Cell signalling – Cell adhesion. The organisers had taken care not only to compose an attractive scientific programme but also to create a most enjoyable social atmosphere. To get a 'taste of Finnish Summer' all participants were taken for an extended cruise through Helsinki harbour and the archipelago to the Island Museum of Seurasaari, where a tremendous buffet dinner was served at the Seurasaari restaurant.

Basel 1995

The host of the 23rd FEBS Meeting was the Swiss Society of Biochemistry. All sessions took place at the

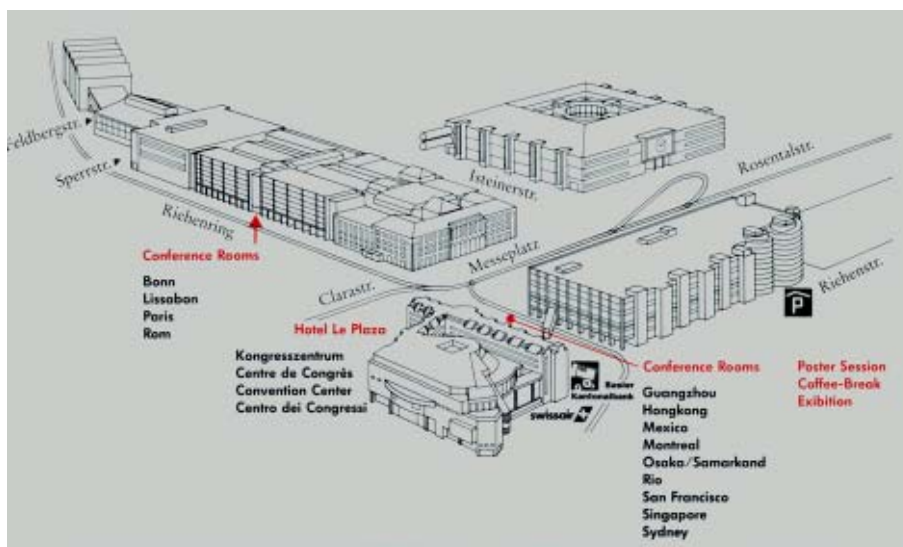


Figure 4.2.22: Meeting at the Basle Convention Area.

Convention Center Basel (Figure 4.2.22), in two of its buildings. Curiously, the ten conference halls used for the Opening and Closing Ceremonies, the plenary lectures, and the parallel sessions were named after important cities: Bonn (!), Lisbon, Montreal, Osaka, Paris, Rio, Rome, San Francisco, Singapore, Sydney. In all, 64 interesting Symposia were held. Posters to each of the topics were presented during three afternoons.

Barcelona 1996

The 24th FEBS Meeting was hosted by the Sociedad Espanola de Bioquimica y Biologia Molecular. The scientific programme of the meeting had been planned to cover current topics in Biochemistry and Molecular Biology in a novel format. The organisers had aimed at combining the advantages of traditional, large congress with the benefits of smaller, more specialized meetings. Symposia on five of the most compelling

topics in Molecular and Cellular Biology (Molecular and metabolic aspects of disease – Structure-function relationships in macromolecules – Signal transduction and cell proliferation – Genome organisation and expression – Molecular aspects of development and differentiation) were scheduled, each of which continued throughout the five days of the meeting to cover subjects thoroughly. Different Symposia were to meet in Joint Sessions to allow permeability of concepts in the frontier areas. 12 Workshops on three afternoons were designed to cover new trends in more specific fields. Particular attention was paid to the Poster Sessions: the posters could not only be discussed 'in situ' but all abstracts had been made available beforehand on the internet WWW page of the meeting.

Copenhagen 1998

This year saw the 25th Silver Jubilee FEBS Meeting. It was organised by the Danish Society for Biochemistry and Molecular Biology and held at The Bella Center at the periphery of Copenhagen. The meeting was aimed at gathering leading international experts for the presentation of the most advanced research on a broad range of topics: 41 Symposia, five each held in parallel during eight morning and afternoon sessions were to reflect this endeavour. Additionally, seven Plenary Lectures and three Popular Lectures by eminent scientists were scheduled. Posters pertinent to the same topics were on display in three sections during three days. Though all activities could take place under one roof, the participants accommodated at the city centre had to take a rather long ride to reach the congress area. The friendly and relaxed atmosphere of downtown Copenhagen – visiting Tivoli or one of the many pleasant restaurants or pubs, compensated this.

Nice 1999

The FEBS Meeting organised by the French Society for Biochemistry and Molecular Biology was held at the magnificent Acropolis Congress Centre of Nice. The venue was financially supported by a large number of

governmental, local and private institutions. The meeting was scheduled similarly to the one in Copenhagen. 19 Symposia subdivided into two to three sessions each were run in parallel, at eight different lecture halls of the congress centre during eight mornings and afternoons. Wednesday afternoon was reserved to five Satellite Meetings for interested participants. Posters accompanying the Symposia were presented on three different days. The organisers had not promised too much, when they

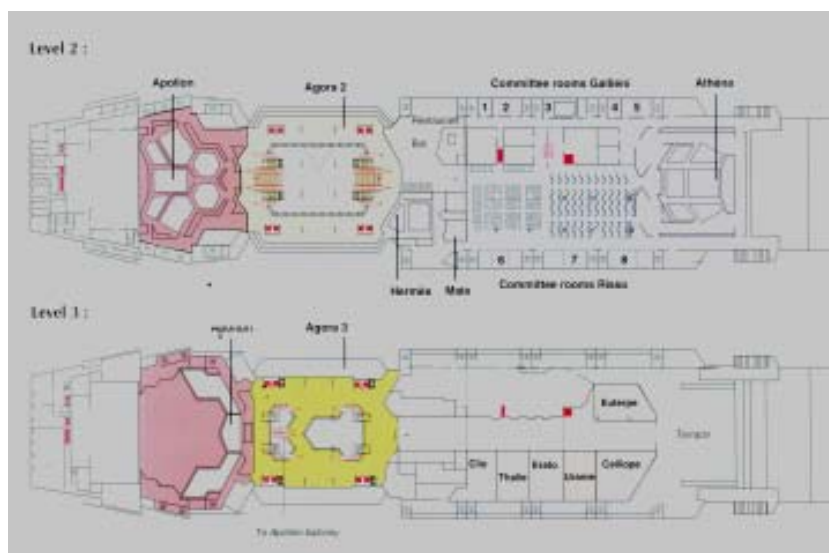



Figure 4.2.23: Floorplan of the 'Acropolis' Convention Centre in Nice.

expected that all participants, coming from 55 different countries and among them about 100 young scientists endowed with a FEBS Youth Travel Fellowship, would enjoy the excellent scientific programme and appreciate the elegant atmosphere of the Acropolis. Nearly unnecessary to say that beautiful Nice, the 'Queen of the Riviera', offered so many attractions to the participants that they might not even have been

Advertisements

Publicité

26^e Congrès de la FEBS
Nice
19-24 juin 1999



Conférenciers pléniérs
 S. PRUSINER • M. BARBADIC • K. SIMMONS
 M. VAN MONTAGIE • J.E. WALKER

Programme scientifique
 Il comprendra 19 symposiums composés chacun 1-5 sessions d'une demi-journée chacune.

- 1 Génome.
- 2 Synthèse de l'ADN et réparation.
- 3 Cycle cellulaire, mort cellulaire et dégradation dans le cancer.
- 4 Organisation des membranes: règles et concepts.
- 5 La monde des ARN.
- 6 Contrôle transcriptionnel de l'expression des gènes.
- 7 Synthèse protéique.
- 8 Transport et maturation des protéines.
- 9 Acide vésiculaire.
- 10 Glycobiologie.
- 11 Les lipides dans la structure et la fonction des cellules.
- 12 Le monde de la mitochondrie.
- 13 Récepteurs et signaux associés.
- 14 Transport membranaire et effets osmotiques.
- 15 Biologie végétale.
- 16 Neurosciences.
- 17 Extrémophiles.
- 18 Adhésion cellulaire et cytosquelette.
- 19 Mécanismes moléculaires des maladies.

Le 2^e numéro de Congrès à Paris :
 Elle comprend le titre des 232 conférences et les Formulaires d'inscription.
 Pour se le procurer s'adresser à:
 Congrès Louis Pasteur, FEBS'99
 19 rue du Maréchal Lefebvre - 67100 Strasbourg
 ou par email à : dirheim@ibmc.u-strasbg.fr

Un Forum des Jeunes Chercheurs et un Forum English/Japanese/Chinese/Estropians se déroulent en même temps que le Congrès de la FEBS.
 Renseignements : <http://ijc.igec.cnrs.fr>

Une Exposition de matériel scientifique, moderne et stable avec les salles de conférences et les communications affichées, se fera pendant le Congrès.

La date limite d'envoi des résumés de posters est le 28 février 1999.

Site Web
<http://coli.polytechnique.fr/febs99>

© POUR LA SCIENCE - N° 255 JANVIER 1999

26th FEBS Meeting



Nice, France, 19-24 June, 1999

The scientific programme includes plenary lectures, symposia (subdivided in half-day sessions), and poster sessions. This programme aims to combine the advantages of the traditional, large congresses, with the benefits of the smaller and more specific meetings. Therefore most of the symposia have been subdivided into sessions and will continue throughout several days of the meeting, so that topics can be covered thoroughly. In addition, the first speaker of each session will give a short state-of-the-art review of the subject so that non-specialists can benefit fully from the different sessions. The wide range of topics will cover both specific problems in Biochemistry and Molecular Biology and also biochemical aspects of Cellular Biology, Pharmacology and Medicine. Poster sessions, scheduled daily, will be located in close proximity to the technical exhibition and lecture rooms. The Meeting, taking place in the unique setting of Nice-Côte d'Azur, will aim to provide a stimulating environment for the exchange of new information, promote discussion and encourage the establishment of future collaborations. The organisers look forward to your participation and to welcoming you and your family.

Further information: FEBS banners for scientists under the age of 31 years will be available.
 To receive the Second Announcement with the preliminary programme, list of speakers, titles of conferences, meeting schedule, social programme and the abstract, registration, hotel and tour reservation forms please apply to:

Technical Secretariat:
Congrès Louis Pasteur - FEBS'99
 19, rue du Maréchal Lefebvre
 67100 Strasbourg
 Fax : (+33) 3 88 39 53 18
 E-mail: dirheim@ibmc.u-strasbg.fr

Abstract deadline: February 28th
 Deadline for application to FEBS banners: January 31st

For latest information consult the web-page:
<http://coli.polytechnique.fr/febs99>

Plenary lectures

S. Prusiner (USA), M. Barbadic (Spain), K. Simmons (EMBL), M. Van Montagne (Belgium), J.E. Walker (UK)

Symposia

1. Genomes: 1.1: New genomes; 1.2: Genome analysis and evolution; 1.3: Gene targeting, gene therapy.
2. DNA metabolism and repair: 2.1: Control of DNA replication; 2.2: DNA recombination, repair and plasmids.
3. Cell cycle, cell death and regulatory dysfunction in cancer: 3.1: Cell cycle; 3.2: Cell cycle and cancer; 3.3: Progression of death.
4. Role in macromolecular organization: 4.1: Structural motifs, dynamics and function in proteins; 4.2: Macromolecular recognition and assembly.
5. The RNA world: 5.1: RNA editing and trafficking; 5.2: RNA editing and other.
6. Transcriptional control of gene expression: 6.1: Structure and function of 6.S. Gene regulation by nucleosomes and hormones; 6.4: Molecular recognition.
7. Protein synthesis: 7.1: The eukaryotic machinery; 7.2: Translational control and
8. Protein transport and maturation: 8.1: Protein degradation; 8.2: Structure
9. Vesicular trafficking: 9.1: Molecular mechanisms of secretion; 9.2: Studies
10. Glycobiology: 10.1: Functions of glycoproteins; 10.2: Structure and function
11. Lipids in cell structure and function: 11.1: Lipids in membrane function.
12. The mitochondrial world: 12.1: Mitochondrial biogenesis, function and pro
13. Receptors and associated signals: 13.1: Neurotransmitter receptors; 13.2: Role in regulatory processes; 13.4: Growth factor receptors; 13.5: The multi
14. Membrane transport and associated diseases: 14.1: Ion channels; 14.2: I
15. Plant biology: 15.1: Growth regulation and signalling in plants; 15.2: Plant org
16. Bioanalysis: 16.1: Enzymatic mechanisms and analysis; 16.2: Molecular
17. Extrémophiles
18. Cell adhesion and cytoskeleton: 18.1: Molecular mechanisms of cell adhesion
19. Molecular mechanisms of disease: 19.1: Molecular mechanisms in ner

SCIENCES DE LA VIE FEBS'99

19-24 juin, Nice (06)
 26^e Congrès de la Fédération des sociétés européennes de biochimie, 18 symposia, chacun organisé en 1 à 5 sessions d'une demi-journée chacune. 6 sessions sont organisées en parallèle tous les matins. Palais des congrès «Acropolis». Envoi des résumés avant le 21 janv.

Contacts : secrétaire du Congrès, Strasbourg
 Fax : 03 88 39 53 18
 Pr G. Dineken
 Fax : 03 88 60 22 18
Dirheim@ibmc.u-strasbg.fr
<http://coli.polytechnique.fr/febs99>

Neurosciences

6-13 mars, La Plagne (73)
 19^e Séminaire hivernal des neurosciences européennes. Champ des médicaments moléculaires et cellulaires à la neurologie et la psychiatrie clinique en

«tous les aspects de la chimie du bore et ses dérivés. Pour recevoir le 2^e communiqué, prendre contact au plus tard début janv. S'inscrire avant le 15 juin.
 Contact : Joseph Bauer et Jean-François Huet, ICSM/UMR CNRS 6871, Rennes.
 Tél : 02 99 38 67 30.
 Fax : 02 99 38 34 87.
ab600@univ-rennes1.fr
<http://www.univ-rennes1.fr/ab600>

GFCEI 99

22-25 mars, Abbeville (80)
 Réunion annuelle du Groupe français d'Etude des composés d'intercalation (GFCEI), organisée par l'Institut des matériaux de Nantes. Ce congrès recouvre tous les aspects de la chimie d'intercalation. S'inscrire dès maintenant.
 S'inscrire dès maintenant.
 Contacts : P. Pélissier, R. Bachelier, IFMV Chimie des solides.
 Tél : 02 40 37 30 36/11
 Fax : 02 40 37 39 95.
GFCEI99@cmi.univ-nantes.fr
<http://www.cmi.univ-nantes.fr/GFCEI99.html>

26th FEBS MEETING
June 19-24, 1999 - Nice, France
 Second announcement is now available.
 Visit our Web site for detailed information:
<http://coli.polytechnique.fr/febs99>
 (This page will be updated continuously)

NATURE | VOL 396 | 10 DECEMBER 1998

LE JOURNAL DE FEBS | JANVIER 1999

Figure 4.2.24: Composed advertisements for the Nice FEBS Meeting.

able to taste all of them: the superb seafront boulevard(s), the elegant hotels and architecture follies of the 'Belle Epoque', the picturesque Old Town, the beaches, and the numerous famous musea (Matisse, Chagall, Dufy.....). Not to be missed: the specialities of the Nicois cuisine. Whoever could afford to join one of the excursions had a chance to visit such exorbitant places as Antibes, Monaco, St. Paul de Vence, and others.

I am most grateful to Guy Dirheimer, who provided some photographs (Figures 4.2.24 through 4.2.28) to document this unforgettable venue, the last FEBS Meeting at the end of the second millennium.



Figure 4.2.25: The Nice 'Acropolis'.



Figure 4.2.26: Main Organizers.



Figure 4.2.27: Signatures in the guest book.



Figure 4.2.28: The organizing crew.

Birmingham 2000

For the changing millennium, the International Union of Biochemistry and Molecular Biology (IUBMB) and FEBS had joined their efforts to organise a common venue, the 18th International Congress of Biochemistry and Molecular Biology (Figure 4.2.29). The hosting corporation was the Biochemical Society and the meeting took place at the International Convention Centre (ICC) of Birmingham, a representative new building in the middle of the nicely restored area of the Birmingham canals. The programme combined nine Plenary Lectures (The Severo Ochoa Lecture -The Kunio Yagi Lecture – The Sir Hans Krebs Lecture – The Osamu

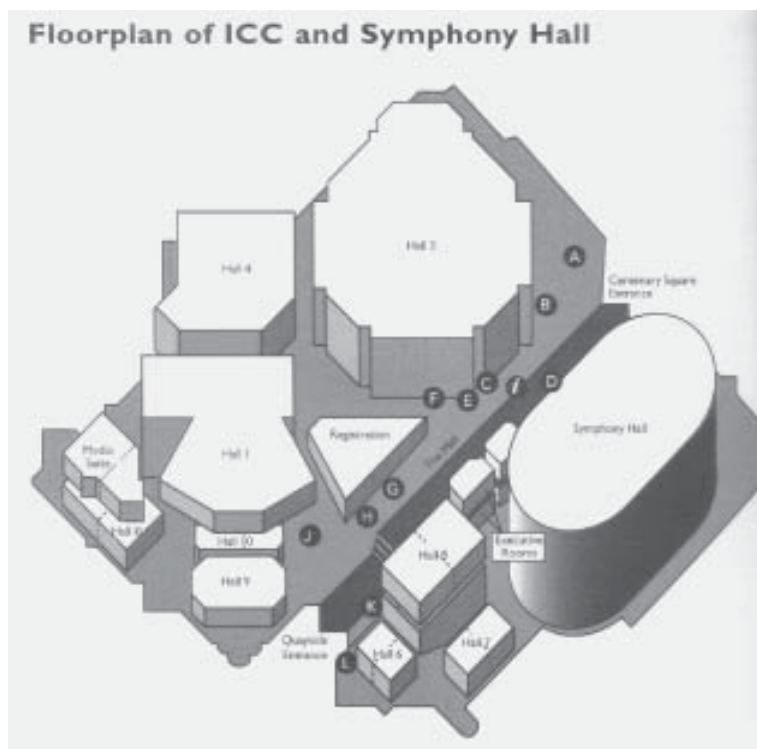


Figure 4.2.29: The Birmingham Convention Centre.

Hayashi Lecture - The Chester Beatty Lecture - The EMBO Lecture - The E.C. Slater lecture - The PABMB Lecture - The Datta Lecture), 50 parallel Speaker Sessions at four mornings and afternoons each, Education Sessions, History Sessions, and Poster Sessions. 680 papers and 1660 posters were presented in these Sessions. In addition, three Satellite Meetings were held after the Congress.

An article by the Secretary General of FEBS on the importance of this Meeting and the newly established cooperation among Life Sciences Organisations has been published in the meeting's programme and has been included in chapter 2.

Lisbon 2001

The 27th FEBS Meeting, the first meeting in the new century, was held in Lisbon, organised by the Portuguese Biochemical Society in collaboration with the Pan-American Association for Biochemical Molecular Biology. The venue was hosted at the marvellous Lisbon Congress Centre overlooking the river Tejo in a famous area of the city -Junqueira/Belém, close to the historical quarter where the magnificent Jerónimos Monastery and Tower of Belém are located.

The Organising Committee chaired by Claudina Rodrigues-Pousada had done a wonderful job by setting up an attractive scientific programme as well as a most enjoyable ambiente. 48 parallel Speaker Sessions and Workshops had been scheduled. The seven Symposia subdivided into up to five sessions were devoted to topical themes: Bioinformatics, functional genomics and proteomics - Cell dynamics - Signal transduction pathways - Cellular stress responses - Developmental biology - Molecular basis of diseases. A novelty was that posters could be displayed for two full days; they were discussed in two Poster Sessions. A speciality of this meeting: opulent meals were served at the Congress Centre. Though not even mentioned in the programme, the organisers had arranged for a fantastic farewell party at San George, the castle high above Lisbon, which guaranteed a marvellous view over the whole town.

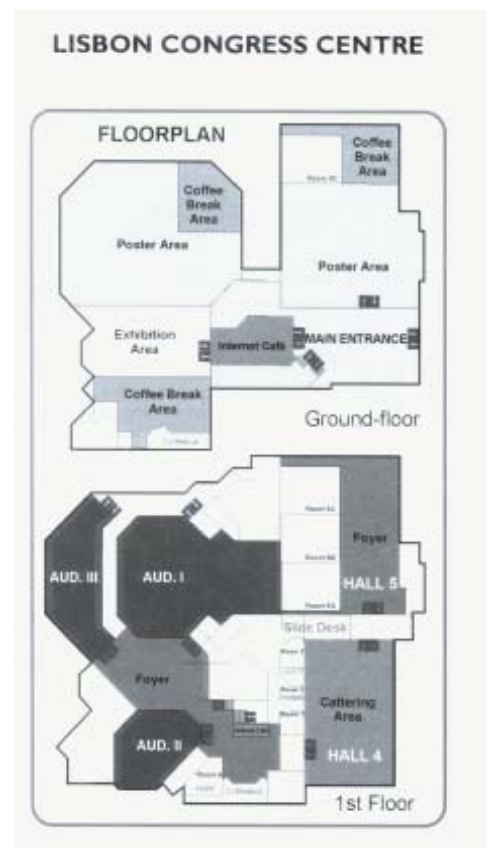


Figure 4.2.30: The Lisbon Congress Centre.

Claudina Rodrigues-Pousada kindly provided the collection of photographs from the Lisbon Meeting (Figure 4.2.31).



Figure 4.2.31 (previous page): Pictures from the Lisbon FEBS Meeting. From Left to right and top to bottom: (1) The Organizing Committee at work; (2) FEBS Executive Committee members with Minister Mariano Gago; (3) Opening ceremony – in memoriam Matti Saraste; (4) Incoming mail for participants; (5) Concert at the opening ceremony; (6) Fado at the farewell party – singers with Karel Wirtz, Claudina Pousada, and Guy Dirheimer.

Istanbul 2002

The 28th FEBS Meeting was held at the Convention Centre at Hilton Hotel, Istanbul (Figures 4.2.32 to 4.2.35). Originally, the natural choice for the site of this meeting organized by the Israel Society for Biochemistry and Molecular Biology (Chair Israel Pecht) had been Jerusalem. However, as the organizers were confronted with severe difficulties already during the two years of planning, the initial choice had to be abandoned as early as March 2001. They then decided to move to the Red Sea resort of Eilat, a city more remote from the tragic events. But again, in December 2001, the Organizing Committee was forced to reconsider Eilat, in the wake of some of the worst acts of terror in Jerusalem and Haifa. Fortunately, the



Figure 4.2.32: Guy Dirheimer (FEBS Chairman) opening the Meeting.



Figure 4.2.33: Jean Poysségur, the winner of the Krebs Medal (middle) with Israel Pecht, chairman of the Organizing Committee (left) and John Mowbray, FEBS Treasurer (right).



Figure 4.2.34: The FEBS stand with the two FEBS secretaries, Inge Detlefsen and Louise McSeveny, and the author of this book.



Figure 4.2.35: John Mowbray, Claudina Rodrigues-Pousada, and Uriel Littauer.

Turkish Biochemical Society offered their help to host the meeting at Istanbul, the closest and most attractive city that could provide the required facilities. The 42 Symposia, each five of which were run in parallel, were preferably devoted to topical developments: the exceptionally powerful combination we witness in recent years, of genetic information with three-dimensional structures – the explosion of genetic data and the means to use it, which has already made an impact on our daily lives – the notion that our knowledge leads to remarkable practical implications and carries with it intricate ethical problems – new exciting aspects of the structure and modes of action of complex systems.

The Meeting was preceded by the first FEBS Forum for Young Scientists, which took place at Hotel Ceylan Inter-Continental, Istanbul, from 18 to 20 October, 2002. This venue organised by M. Makarow (Finland), T. Özben (Turkey) and N. Saris (Finland) comprised five sessions concentrating on Signal transduction and protein phosphorylation, Protein folding, Translocation and intracellular transport of proteins, Genomics and proteomics, and Molecular medicine and clinical chemistry.

Definitely, all visitors of this meeting had to invest a tremendous effort to explore this huge city (over 12 million inhabitants!) bridging two continents and offering overwhelmingly fascinating aspects of today's 'oriental' life.

Brussels 2003

The Special FEBS Meeting in Brussels, organized by the Belgian Society of Biochemistry and Molecular Biology, gathered a large scientific community around Signal Transduction. The Meeting was held from 3 to 8 July in several neighbouring buildings of the famous Brussels Exhibition and Conference Centre, the 'Brussels Expo', that in 1958 had already hosted the World Exhibition, for which the Atomium had been constructed. The venue located at Heysel was easy to reach from the centre of Brussels by bus or metro.

The meeting, covering signal transduction from membrane to gene expression and from structure to disease, was organized into seven General Lectures, thirteen blocks of Specialized Lectures, and 18 Parallel Workshops, not to forget the Poster Sessions dividing up the multitude of posters to be shown and discussed. The participants also had ample opportunity to visit the many attractive sites of the 'capital of Europe' and to enjoy Brussels fine food. Special tours were offered to visit other legendary Belgian cities, like picturesque Brugge, the old city of Hanseatic merchants, with its marvellous houses and famous canals.



Figure 4.2.36: Access Map to the Brussels Expo.

Warsaw 2004



In 2004, from June 26 through July 1, Warsaw will host a FEBS Meeting for the second time: the 29th FEBS Congress is organized by the Polish Biochemical Society. As mentioned earlier, the 3rd FEBS Meeting had taken place in this city in 1966. That year marked the 1000th Anniversary of the founding of the Polish State, and this year Poland will finally be integrated into the European Union. Additionally, a most attractive feature of this venue will be the celebration of the 40th Anniversary of FEBS. The Organizers have developed a very promising and well thought scientific programme and will organize various sight-seeing tours so that the participants can enjoy to visit, for example, Krakow, the old capital of Poland. Here is the inviting address:

Dear Colleagues,

On behalf of the Scientific and Organizing Committee I am delighted to invite you to the 29th International Conference of the Federation of European Biochemical Societies (FEBS 2004) which will take place in Warsaw, Poland, June 26 - July 1, 2004.

The conference should provide opportunities for exchange of the latest ideas on molecular basis of biological processes in selected areas of biochemistry and molecular biology.

A rich scientific programme will include lectures by outstanding researchers in the field and stimulate discussions among research groups.

We will also offer an attractive social programme.

We hope that you will be able to attend the 29th FEBS congress and are looking forward to welcoming you in Warsaw,

Jolanta Barañska
Chairperson

A report on this Congress has to be reserved for the next FEBS Memoir.

5 FEBS Publications

5.1 FEBS Publications Committee

A Publications Committee taking care of the two FEBS Journals and other publicizing activities was established as early as 1966. It is headed by a Chairman appointed by Council and composed of five members elected by Council, the FEBS Secretary General, the FEBS Treasurer (both ex officio), the Managing Editors of the two journals, all with voting rights. Members without voting rights are the Honorary Chairmen of FEBS Letters, the Editor of the FEBS Bulletin (as long as it was in operation), and more recently the FEBS Webmaster. Since 1999 the publishing directors of the two FEBS journals have also been invited to report at the Meetings of the Publications Committee. The chairmen of the Publications Committee were already introduced in chapter 3.2. Unfortunately, there is little or no information available on the members that have actively contributed to the committee's successful work during its whole time of existence, except for the past decade (Table 5.1.1).

The present Chairman, Willy Stalmans, kindly provided the snapshots taken at the meeting of the Publications Committee on May 4, 2002 in Leuven. Unfortunately, photographs from earlier meetings of the Publications Committee are not available.



Figure 5.1.1: The Publications Committee in May 2002. Starting at the left one spots sequentially: Felix Wieland, managing editor of FEBS Letters; Athel Cornish-Bowden, member of the Committee; Willy Stalmans, chairman of the Committee; Felix Goñi, member of the Committee; Bas van der Hoek, Publishing Director, Elsevier Fundamental Life Sciences (since June 2002 replaced by Arthur Koedam); Robert Campbell, President, Blackwell Publishing; Richard Perham, chairman of the editorial board of EJB; Inge Detlefsen, secretary to Julio Celis (took care of the minutes); Iain Mowbray, FEBS treasurer; Simon Rallison, Science Publishing Director, Blackwell Publishing; Amanda McLean-Inglis, Journal Publisher: Science, Blackwell Publishing; Wates Edward, UK Production Director, Blackwell Publishing; Antonio Xavier, member of the Committee; Marten Wikström, member of the Committee (half-hidden); Julio Celis, Secretary General of FEBS.

Table 5.1.1: FEBS Publications Committee 1969 through 1990

| | | | |
|-------------|------------------------|----------------|--------|
| 1969 - 1971 | Liébecq Claude | BE, Liège | Ch/EJB |
| | Arnstein Henry R.V. | UK, London | SG |
| | Datta S.P. | UK, London | T/FL |
| | Shugar David | PO, Warsaw | SC |
| | Franeek Frantisek | CZ, Prague | |
| | Monier Roger | F, Villejuif | |
| | Reichard Peter | S, Stockholm | |
| 1972 | Whelan William J. | UK, London | |
| | Malmström Bo G. | S, Göteborg | Ch |
| | Arnstein Henry R.V. | UK, London | SG |
| | Datta S.P. | UK, London | T/FL |
| | Liébecq Claude | BE, Liège | EJB |
| | Shugar David | PO, Warsaw | SC |
| | Franeek Frantisek | CZ, Prague | |
| 1973 | Monier Roger | F, Villejuif | |
| | Karlsson Peter | D, Marburg | |
| | Malmström Bo G. | S, Göteborg | Ch |
| | Arnstein Henry R.V. | UK, London | SG |
| | Datta S.P. | UK, London | T/FL |
| | Liébecq Claude | BE, Liège | EJB |
| | Shugar David | PO, Warsaw | SC |
| 1974 | Franeek Frantisek | CZ, Prague | |
| | Karlsson Peter | D, Marburg | |
| | Fasella Paolo | I, Rome | |
| | Malmström Bo G. | S, Göteborg | Ch |
| | Van Deenen Laurens | NL, Utrecht | SG |
| | Datta S.P. | UK, London | T/FL |
| | Liébecq Claude | BE, Liège | EJB |
| 1975 | Shugar David | PO, Warsaw | SC |
| | Karlsson Peter | D, Marburg | |
| | Fasella Paolo | I, Rome | |
| | Rapoport Samuel | D, Berlin | Ch |
| | Rapoport Samuel | D, Berlin | SG |
| | Van Deenen Laurens | NL, Utrecht | T/FL |
| | Datta S.P. | UK, London | EJB |
| 1976 | Liébecq Claude | BE, Liège | |
| | Karlsson Peter | D, Marburg | |
| | Fasella Paolo | I, Rome | |
| | Shugar David | PO, Warsaw | |
| | Goodwin Trevor | UK, Liverpool | |
| | Rapoport Samuel | D, Berlin | Ch |
| | Van Deenen Laurens | NL, Utrecht | SG |
| 1977 | Datta S.P. | UK, London | T/FL |
| | Liébecq Claude | BE, Liège | EJB |
| | Shugar David | PO, Warsaw | |
| | Goodwin Trevor | UK, Liverpool | |
| | Baltscheffsky Margarda | S, Stockholm | |
| | Chapeville Francois | F, Paris | |
| | Josefsson Lars | DK, Copenhagen | |
| 1978 | Goodwin Trevor | UK, Liverpool | Ch |
| | Yomtov Moritz | BU, Sofiya | SG |
| | Datta S.P. | UK, London | T/FL |
| | Liébecq Claude | BE, Liège | EJB |
| | Shugar David | PO, Warsaw | |
| | Baltscheffsky Margarda | S, Stockholm | |
| | Chapeville Francois | F, Paris | |

| | | | |
|------|-------------------------|----------------|------|
| | Josefsson Lars | DK, Copenhagen | |
| | Helmreich Ernst | D, Würzburg | |
| 1979 | Goodwin Trevor | UK, Liverpool | Ch |
| | Yomtov Moritz | BU, Sofiya | SG |
| | Datta S.P. | UK, London | T/FL |
| | Liébecq Claude | BE, Liège | EJB |
| | Shugar David | PO, Warsaw | |
| | Baltscheffsky Margarda | S, Stockholm | |
| | Chapeville Francois | F, Paris | |
| | Josefsson Lars | DK, Copenhagen | |
| | Helmreich Ernst | D, Würzburg | |
| | Skoda Jan | CZ, Prague | |
| 1980 | Goodwin Trevor | UK, Liverpool | Ch |
| | Yomtov Moritz | BU, Sofiya | SG |
| | Datta S.P. | UK, London | T/FL |
| | Liébecq Claude | BE, Liège | EJB |
| | Baltscheffsky Margarda | S, Stockholm | |
| | Chapeville Francois | F, Paris | |
| | Josefsson Lars | DK, Copenhagen | |
| | Helmreich Ernst | D, Würzburg | |
| | Skoda Jan | CZ, Prague | |
| 1981 | Goodwin Trevor | UK, Liverpool | Ch |
| | Yomtov Moritz | BU, Sofiya | SG |
| | Datta S.P. | UK, London | T/FL |
| | Liébecq Claude | BE, Liège | EJB |
| | Baltscheffsky Margarda | S, Stockholm | |
| | Chapeville Francois | F, Paris | |
| | Helmreich Ernst | D, Würzburg | |
| | Skoda Jan | CZ, Prague | |
| | Fottrell Patrick | Galway | |
| 1982 | Goodwin Trevor | UK, Liverpool | Ch |
| | Yomtov Moritz | BU, Sofiya | SG |
| | Datta S.P. | UK, London | T/FL |
| | Liébecq Claude | BE, Liège | EJB |
| | Skoda Jan | CZ, Prague | |
| | Fottrell Patrick | Galway | |
| | Hofmann Eberhard | D, Leipzig | |
| | Järnefelt Johan | FI, Helsinki | |
| | Littauer Uriel Z. | IR, Rehovot | |
| 1983 | Goodwin Trevor | UK, Liverpool | Ch |
| | Yomtov Moritz | BU, Sofiya | SG |
| | Datta S.P. | UK, London | T/FL |
| | Liébecq Claude | BE, Liège | EJB |
| | Fottrell Patrick | Galway | |
| | Hofmann Eberhard | D, Leipzig | |
| | Järnefelt Johan | FI, Helsinki | |
| | Littauer Uriel Z. | IR, Rehovot | |
| 1984 | Littauer Uriel Z. | IR, Rehovot | Ch |
| | Dirheimer Guy | F, Strasbourg | SG |
| | Datta S.P. | UK, London | T/FL |
| | Liébecq Claude | BE, Liège | EJB |
| | Fottrell Patrick | Galway | |
| | Hofmann Eberhard | D, Leipzig | |
| | Järnefelt Johan | FI, Helsinki | |
| | Ballesta Juan P. Garcia | E, Madrid | |
| | Dolapchiev Luben B. | BU, Sofiya | |
| 1985 | Littauer Uriel Z. | IR, Rehovot | Ch |
| | Dirheimer Guy | F, Strasbourg | SG |
| | Datta S.P. | UK, London | T/FL |
| | Liébecq Claude | BE, Liège | EJB |
| | Fottrell Patrick | Galway | |
| | Hofmann Eberhard | D, Leipzig | |
| | Järnefelt Johan | FI, Helsinki | |
| | Ballesta Juan P. Garcia | E, Madrid | |
| | Dolapchiev Luben B. | BU, Sofiya | |

| | | | |
|------------------|--------------------------------|----------------|----------|
| 1986 | Littauer Uriel Z. | IR, Rehovot | Ch |
| | Dirheimer Guy | F, Strasbourg | SG |
| | Datta S.P. | UK, London | T |
| | Liébecq Claude | BE, Liège | EJB |
| | Semenza Giorgio | CH, Zürich | FL |
| | Järnefelt Johan | FI, Helsinki | |
| | Ballesta Juan P. Garcia | E, Madrid | |
| | Dolapchiev Luben B. | BU, Sofiya | |
| | Jaenicke Lothar | D, Cologne | |
| | Ostrowski Wlodzimierz | PO, Krakow | |
| 1987 | Littauer Uriel Z. | IR, Rehovot | Ch |
| | Dirheimer Guy | F, Strasbourg | SG |
| | Datta S.P. | UK, London | T |
| | Veeger Cees | NL, Wageningen | EJB |
| | Semenza Giorgio | CH, Zürich | FL |
| | Ballesta Juan P. Garcia | E, Madrid | |
| | Dolapchiev Luben B. | BU, Sofiya | |
| | Jaenicke Lothar | D, Cologne | |
| | Ostrowski Wlodzimierz | PO, Krakow | |
| | Karlsson Karl-Anders | S, Göteborg | |
| 1988 | Liébecq Claude | BE, Liège | Observer |
| | Mowbray John | UK; London | Observer |
| | Littauer Uriel Z. | IR, Rehovot | Ch |
| | Dirheimer Guy | F, Strasbourg | SG |
| | Datta S.P. | UK, London | T/EJB |
| | Semenza Giorgio | CH, Zürich | FL |
| | Dolapchiev Luben B. | BU, Sofiya | |
| | Jaenicke Lothar | D, Cologne | |
| | Ostrowski Wlodzimierz | PO, Krakow | |
| | Avila Jesus | E, Madrid | |
| 1989 | Christen Philipp | CH, Zürich | |
| | Liébecq Claude | BE, Liège | Observer |
| | Mowbray John | UK; London | Observer |
| | Littauer Uriel Z. (first half) | IR, Rehovot | Ch |
| | Turk Vito (second half) | SLO, Ljubljana | Ch |
| | Dirheimer Guy | F, Strasbourg | SG |
| | Datta S.P. | UK, London | T |
| | Semenza Giorgio | CH, Zürich | FL |
| | Christen Philipp | CH, Zürich | EJB |
| | Jaenicke Lothar | D, Cologne | |
| 1990 | Ostrowski Wlodzimierz | PO, Krakow | |
| | Avila Jesus | E, Madrid | |
| | Friedrich Peter | HU, Budapest | |
| | Bremer Jon | N, Oslo | |
| | Liébecq Claude | BE, Liège | Observer |
| | Mowbray John | UK; London | Observer |
| | Turk Vito | SLO, Ljubljana | Ch |
| | Turk Vito | SLO, Ljubljana | SG |
| | Datta S.P. | UK, London | T |
| | Semenza Giorgio | CH, Zürich | FL |
| Christen Philipp | CH, Zürich | EJB | |
| Avila Jesus | E, Madrid | | |
| Friedrich Peter | HU, Budapest | | |
| Bremer Jon | N, Oslo | | |
| Decker Karl | D, Freiburg | | |
| Kostka Vladimir | CZ, Prague | | |
| Mowbray John | UK; London | Observer | |

Ch, Chairman; SG, Secretary-General; T, Treasurer; EJB, Managing Editor of EJB; FL, Managing Editor of FEBS Letters, SC, Symposium Coordinator.

**Table 5.1.2 Members of the FEBS Publications
Committee since 1992**

1992

Decker Karl (DE, Freiburg im Br.) chairman
Turk Vito (SI, Ljubljana) ex officio
Mowbray Iain (GB) ex officio
Datta S. Prakash (GB) hon ch FL *
Škoda Jan (CZ) FEBS Bull *
Christen Philipp (CH, Zürich) ch EJB
Semenza Giorgio (CH) ch FL
Buckingham Richard (FR, Paris)
Bremer Jon (NO, Oslo)
Pecht Israel (IL, Rehovot)
Kostka Vladimir (CS, Prague)
Friedrich Peter (H, Budapest)

1993

Decker Karl (DE, Freiburg im Br.) chairman
Turk Vito (SI, Ljubljana) ex officio
Mowbray Iain (GB) ex officio
Datta S. Prakash (GB) hon ch FL *
Škoda Jan (CZ) FEBS Bull *
Christen Philipp (CH, Zürich) ch EJB
Semenza Giorgio (CH) ch FL
Finazzi-Agrò Alessandro (IT, Rome)
Stalmans Willy (BE, Leuven)
Buckingham Richard (FR, Paris)
Pecht Israel (IL, Rehovot)
Kostka Vladimir (CS, Prague)

1994

Decker Karl (DE, Freiburg im Br.) chairman
Turk Vito (SI, Ljubljana) ex officio
Mowbray Iain (GB) ex officio
Datta S. Prakash (GB) hon ch FL *
Škoda Jan (CZ) FEBS Bull *
Christen Philipp (CH, Zürich) ch EJB
Semenza Giorgio (CH) ch FL
Finazzi-Agrò Alessandro (IT, Rome)
Paces Vaclav (CZ, Prague)
Prydz Hans (NO, Oslo)
Stalmans Willy (BE, Leuven)
Buckingham Richard (FR)
Kostka Vladimir (CS) *§

1995

Decker Karl (DE, Freiburg im Br.) chairman
Turk Vito (SI, Ljubljana) ex officio
Mowbray Iain (GB) ex officio
Datta S. Prakash (GB) hon ch FL *
Škoda Jan (CZ) FEBS Bull *
Christen Philipp (CH, Zürich) ch EJB
Semenza Giorgio (CH) ch FL
Finazzi-Agrò Alessandro (IT, Rome)
Paces Vaclav (CZ, Prague)
Prydz Hans (NO, Oslo)
Stalmans Willy (BE, Leuven)
Buckingham Richard (FR)

1996

Decker Karl (DE, Freiburg im Br.) chairman
Turk Vito (SI, Ljubljana) ex officio
Mowbray Iain (GB) ex officio
Datta S. Prakash (GB) hon ch FL *
Škoda Jan (CZ) FEBS Bull *
Christen Philipp (CH, Zürich) ch EJB
Semenza Giorgio (CH) ch FL
Raué Hendrik „Dick“ (NL, Amsterdam)
Finazzi-Agrò Alessandro (IT, Rome)
Paces Vaclav (CZ, Prague)
Prydz Hans (NO, Oslo)
Stalmans Willy (BE, Leuven)

1997

Stalmans Willy (BE) chairman
Turk Vito (SI, Ljubljana) ex officio
Mowbray Iain (GB) ex officio
Datta S. Prakash (GB) hon ch FL *
Škoda Jan (CZ) FEBS Bull *
Christen Philipp (CH, Zürich) ch EJB
Semenza Giorgio (CH) ch FL
Raué Hendrik „Dick“ (NL, Amsterdam)
Rossignol Bernard (FR, Paris)
Paces Vaclav (CZ, Prague)
Prydz Hans (NO, Oslo)
Ott Peter (CH, Bern)

1998

Stalmans Willy (BE) chairman
Turk Vito (SI, Ljubljana) ex officio
Mowbray Iain (GB) ex officio
Datta S. Prakash (GB) hon ch FL *
Škoda Jan (CZ) FEBS Bull *
Perham Richard (GB, Cambridge) ch EJB§
Christen Philipp (CH, Zürich) ch EJB §
Semenza Giorgio (CH) ch FL
Raué Hendrik „Dick“ (NL, Amsterdam)
Rossignol Bernard (FR, Paris)
Järv Jaak (EE, Tartu)
Sies Helmut (DE, Düsseldorf)
Ott Peter (CH, Bern)

1999

Stalmans Willy (BE) chairman
Celis Julio (DK) ex officio
Mowbray Iain (GB) ex officio
Datta S. Prakash (GB) hon ch FL *
Škoda Jan (CZ) FEBS Bull *
Perham Richard (GB) ch EJB
Saraste Matti (DE) ch FL *§
Semenza Giorgio (CH) ch FL
Raué Hendrik „Dick“ (NL, Amsterdam)
Rossignol Bernard (FR, Paris)
Järv Jaak (EE, Tartu)

Sies Helmut (DE, Düsseldorf)

Ott Peter (CH, Bern)

2000

Stalmans Willy (BE) chairman

Celis Julio (DK) ex officio

Mowbray Iain (GB) ex officio

Datta S. Prakash (GB) hon ch FL *

Škoda Jan (CZ) FEBS Bull *

Perham Richard (GB) ch EJB

Saraste Matti (DE) ch FL

Semenza Giorgio (CH) ch FL *§

Goñi Felix (ES, Bilbao)

Rossignol Bernard (FR, Paris)

Järv Jaak (EE, Tartu)

Sies Helmut (DE, Düsseldorf)

Ott Peter (CH, Bern)

2001

Stalmans Willy (BE) chairman

Celis Julio (DK) ex officio

Mowbray Iain (GB) ex officio

Datta S. Prakash (GB) hon ch FL *

Škoda Jan (CZ) FEBS Bull *&

Perham Richard (GB) ch EJB

Saraste Matti (DE) ch FL **

Ott Peter (CH) webmaster *

Goñi Felix (ES, Bilbao)

Wikström Marten (FI, Helsinki)

Järv Jaak (EE, Tartu)

Sies Helmut (DE, Düsseldorf)

Glockshuber Rudolf (CH, Zürich)

2002

Stalmans Willy (BE) chairman

Celis Julio (DK) ex officio

Mowbray Iain (GB) ex officio

Datta S. Prakash (GB) hon ch FL *

Semenza Giorgio (CH) hon ch FL *

Perham Richard (GB) ch EJB

Wieland Felix (DE) ch FL

Ott Peter (CH) webmaster *

Goñi Felix (ES, Bilbao)

Wikström Marten (FI, Helsinki)

Xavier Antonio (PT, Oeiras)

Cornish-Bowden Athel (FR, Marseille)

Glockshuber Rudolf (CH, Zürich) +

2003

Stalmans Willy (BE) chairman

Celis Julio (DK) ex officio

Mowbray Iain (GB) ex officio

Datta S. Prakash (GB) hon ch FL *

Semenza Giorgio (CH) hon ch FL *

Perham Richard (GB) ch EJB

Wieland Felix (DE) ch FL

Ott Peter (CH) webmaster *

Goñi Felix (ES, Bilbao)

Wikström Marten (FI, Helsinki)

Xavier Antonio (PT, Oeiras)

Cornish-Bowden Athel (FR, Marseille)

Duszynski Jerzy (PL, Warsaw)

All above marked with an asterisk () without voting rights; § incoming chairman; § outgoing chairman; ** died March 21, 2001; & retired April 2001; + retired May 2002*



Figure 5.1.2: Snapshots taken at the Publications Committee meeting in May 2002.

5.2 The European Journal of Biochemistry



Figure 5.2.1: Chairmen of the Editorial Board of the European Journal of Biochemistry. From left to right: C. Liébecq, 1967-1988 P. Christen, 1988-1998 R.N. Pelham, 1999 -



Figure 5.2.2: Cover of EJB from its foundation until 1998. The photograph shows a specimen from 1987.

The *European Journal of Biochemistry*

exists to publish full-length original papers on fundamental aspects of biochemistry, molecular and cell biology, and molecular biophysics. It originated in 1967 when, with the support of the German Gesellschaft für Biologische Chemie, it replaced the old *Biochemische Zeitschrift* (founded in 1906). To secure publication in the journal, a paper must report a new phenomenon, unravel a new molecular mechanism, throw new light on an old observation, raise an important new concept, or report a new method of widespread interest.

The Journal prides itself on its speed of publication. Full papers that require no or only modest revision are generally published in less than 4 months, and Priority Papers (essentially full-length articles reporting something deemed to be of immediate importance) where an editorial decision is normally given in two to three weeks, can take as little as two months. The journal also publishes review articles, both solicited and unsolicited. For the past year, EJB has been operating a fully online submission and review system, which is driving down publication time still further, and papers are published online ahead of the hard copy of the journal. In keeping with FEBS policy, all articles are made available on the web free of charge one year after publication and, as a service to the community, all reviews are published online free of charge and without delay from the time of final acceptance.

The Journal is published in conjunction with Blackwell Publishing in Oxford and appears twice a month. Full details are available at the journal website (www.ejbiochem.com) or via the HighWire platform

(www.ejbiochem.org). The online submission and review system can be accessed at <http://ejb.manuscriptcentral.com>. And, of course, enquiries can always be addressed to the Editorial Office, 98 Regent Street, Cambridge CB2 1DP, UK. (Tel.: +44 (0)1223 369020; Fax: +44 (0)1223 369090; e-mail: ejb@camfebs.co.uk).

With kind regards,
Claude Liébecq

A brief history of the *European Journal of Biochemistry* on the occasion of its 25th anniversary

Claude LIÉBECQ, past chairman

(Received January 8, 1992) – EJB 92 0021

The activities of the Federation of European Biochemical Societies (FEBS) developed stepwise but fairly rapidly.

In the summer of 1963, the British Biochemical Society had invited delegates of the European biochemical societies to meet in Oxford. The assembly proposed that a Federation of European Biochemical Societies be set up. The Federation was launched 1 January 1964 with the late Frank C. Happold as first chairman.

The first meeting of the Federation was held in London in March 1964. William J. Whelan acted as secretary of the meeting and S. Prakash Datta acted as treasurer. They were later appointed Secretary General and Treasurer of the Federation and therefore became involved in the subsequent creation and running of the two FEBS journals.

The year 1965 saw the first 'FEBS Summer School' organized in Louvain by Christian de Duve.

Otto Hoffmann-Ostenhof succeeded Happold as chairman of FEBS and organized its second meeting in Vienna in the spring of 1965. Whelan suggested there that FEBS might venture into the field of publication. A subcommittee of the Council was appointed and invited to report to the Council within a year.

At the third FEBS meeting, held in Warsaw in the spring of 1966, the Council accepted the recommendation that a FEBS journal be launched. The first issue of the *European Journal of Biochemistry* (thereafter named 'the Journal') appeared in March 1967.

The year 1968 saw the first issue of the second FEBS journal, named *FEBS Letters* and devoted to the fast publication of short communications.

Thus, in just five years, the initial activities of the Federation were already established. The financial success of the two FEBS journals made possible the subsequent development and funding of the FEBS Advanced Courses, the creation of the Youth Travel Fund and of the FEBS Fellowships.

The subcommittee of the FEBS Council, appointed to examine the feasibility of launching a FEBS journal, consisted of Jean Courtois, Otto Hoffmann-Ostenhof, Uriel Z. Littauer, Pavao Mildner, Peter Reichard, William J. Whelan and myself. It met in Courtois' office in Paris in November 1965.

The recommendation was made to found a conventional journal for the publication of regular extended papers rather than short communications which had been Whelan's original idea. A decentralized structure was proposed, in which each editor was to be responsible for a specific field. Names were listed for such functions and, addressing me at the end of the meeting, Whelan said: "You will be the editor-in-chief."

This was unexpected and a great surprise, to me at least. My wife remembers however that Littauer had told her at the final dinner in a castle near Vienna half-a-year before: "I have a job for your husband; I think he will like it."

I had had some experience in publication while editing the proceedings of the meetings of the Belgian Biochemical Society and the *Proceedings of the Third International Congress of Biochemistry* (Brussels, 1955) published as a book by Academic Press. I accepted the proposal as a challenge without realizing how much it would eventually affect my life.

What happened next turned out to be of great importance. As I was not involved in the discussion, I shall paraphrase Whelan's account of it in the 10th FEBS-anniversary supplement of *FEBS Letters* (*FEBS Lett.* 40, S154–S159 (1974)). Whelan writes that Theodor Bücher, invited to lecture at the Middlesex Hospital in March 1966, had, during a convivial evening, explained that he had become the President of the German *Gesellschaft für Biologische Chemie* and was keenly interested in sponsoring cooperation of the type for which FEBS had been designed. Specifically, he wished to propose that instead of FEBS founding a new journal, he would use his best efforts to persuade his Society, in turn, to persuade Springer-Verlag to agree to convert the *Biochemische Zeitschrift* into the FEBS journal. This proposal was very well received by Council when it met a few weeks later in Warsaw under the chairmanship of Kazimierz Zakrzewski.

Negotiations with Springer-Verlag started immediately. Datta, Whelan and myself represented the Federation. Heinz Götze, at the time *Mitinhaber des Springer-Verlags* and Hermann Mayer-Kaupp, *Wissenschaftlicher Verlags-Direktor* represented the Publisher. An agreement was rapidly reached. The possibility of including *Hoppe-Seyler's Zeitschrift für Physiologische Chemie* into the new scheme was envisaged a little later, but abandoned¹.

¹ We met the delegates of the journal and of their publishers, Walter de Gruyter, in Heidelberg. We only had dinner with them as they had just informed Springer-Verlag of their decision not to join us to keep alive a German biochemical journal where most of the activities of the *Gesellschaft für Biologische Chemie* are still reported. I mention this because I remember having been terribly impressed by the size and appearance of these two gentlemen, Peter Karlson and Joachim König. I have since met Karlson regularly at the annual meetings of the commissions on biochemical nomenclature and found him friendly and pleasant.

Correspondence to C. Liébecq, Quai Marcellin 14/011, B-4020 Liège 2, Belgium.

Abbreviations. CBN, IUPAC-IUB Commission on Biochemical Nomenclature; CEJ, Commission (later named Committee) of Editors of Biochemical Journals of IUB; FEBS, Federation of European Biochemical Societies; IUB, International Union of Biochemistry, recently renamed International Union of Biochemistry and Molecular Biology (IUBMB); IUPAC, International Union of Pure and Applied Chemistry.



Fig. 1. The creation of the Journal and its early history. Upper line. Claude Liébecq, delegate of the Belgian Biochemical Society, and Kazimierz Zakrzewski, delegate of the Polish Biochemical Society, attend the second meeting of FEBS Council in Vienna (1965) at which the creation of a FEBS journal was proposed by Whelan (Zakrzewski chaired Council in Warsaw the following year, when the creation of the Journal was decided); Theodor Bücher, President of the (West) German Biochemical Society who suggested that the new FEBS journal might be the successor of *Biochemische Zeitschrift*; Datta and Whelan, together with Brenda Ryman, arrive on the campus of Oslo University in 1967 to attend the fourth meeting of FEBS where the *European Journal of Biochemistry* was displayed for the first time (Brenda recorded the minutes of the Council meetings). Lower line. The negotiators: S. Prakash Datta, Treasurer of FEBS; Hermann Mayer-Kaupf, director of the Science Division at Springer-Verlag; William J. Whelan, Secretary General of FEBS.

Independently of financial considerations, it was agreed that our Journal would not replace *Biochemische Zeitschrift* but would 'continue' its tradition; this is mentioned at the beginning of all issues of the Journal.

The 'continuation' meant, of course, that some members of the Editorial Board of *Biochemische Zeitschrift* would have to join the Editorial Board of the new journal, while others would eventually be invited to join its Advisory Board.

The first Editorial Board consisted of Corrado Baglioni, Jacques Berthet, Aleksander E. Braunstein, François Chapeville, Georges N. Cohen, Lars Ernster, Ulf Henning, Otto Hoffmann-Ostenhof, Anthony T. James, Ephraim Katchalski, Martin Klingenberg, Uriel Z. Littauer, Sandro Pontremoli, Brian R. Rabin, Samuel M. Rapoport, Peter Reichard, Josef Rudinger, David Shugar, Anne-Marie Staub, Kurt Wallenfels, Otto Westphal and myself.

Its first meeting took place in Heidelberg on the 26th and 27th of July 1966. The Board invited Sir Hans Krebs to become Honorary Chairman of the Editorial Board and appointed an Advisory Board. The original decentralized struc-

ture was completely abandoned by the assembly, which decided that the sole editor-in-chief would accept or refuse papers after consultation of appropriate referees, members of the boards or not. The Board adopted the present name of the Journal (*FEBS Journal* had been favoured by the Publisher), its cover, designed by David Thomas, honorary consultant in typography to University College London, its layout², its editorial policy (essentially unchanged since) and handling of manuscripts.

My collaboration with Springer-Verlag has a precise name: Hermann Mayer-Kaupf who has become a friend. He had been trained as a chemist under Heinrich Wieland in Freiburg i.Br. and in Munich where he had obtained his Ph.D. I soon appreciated his experience and his judgment; he was fair and honest in his advice while remaining loyal to his employer.

² I remember Littauer insisting that the illustrations should have no grid as had been the tradition in *Biochemische Zeitschrift* and that titles such as 'Prof. Dr. Dr. med. h.c.' be omitted from the postal addresses printed at the end of papers.



Fig. 2. The first Editorial Board of the Journal. In alphabetical order, from left to right and from top to bottom: Corrado Baglioni (Napoli), Aleksander E. Braunstein (Moskva), François Chapeville (Gif-sur-Yvette), Georges N. Cohen (Gif-sur-Yvette), Lars Ernster (Stockholm), Ulf Henning (Tübingen), Otto Hoffmann-Ostenhof (Wien), Anthony T. James (Sharnbrook), Ephraim Katchalski (Rehovot), Martin Klingenberg (Marburg), Claude Liébecq, editor-in-chief (Liège), Uriel Z. Littauer (Rehovot), Sandro Pontremoli (Ferrara), Brian R. Rabin (London), Samuel M. Rapoport (Berlin), Peter Reichard (Stockholm), Josef Rudinger (Praha), David Shugar (Warszawa), Anne-Marie Staub (Paris), Kurt Wallenfels (Freiburg i. Br.) and Otto Westphal (Freiburg i. Br.). Not shown: Jacques Berthet (Louvain).



Fig. 3. Honorary chairmen of the Editorial Board. Sir Hans Krebs, Oxford (1966–1981); Frederick Sanger, Cambridge (1985–).

The Editorial Board accepted my proposal to appoint him 'Special Adviser to the Editor-in-chief', a rôle which he assumed even after his retirement³.

It had clearly been an advantage to 'continue' a well-established journal rather than start *de novo*; we had 1450 institutional and 350 personal subscriptions by the middle of June 1967 when I first reported to the Council of FEBS in Oslo.

There was a risk, however, that the German contribution would be excessive. The first manuscript was received in September 1966; it came from Marburg and was written in German. By the end of May 1967, we had received 165 manuscripts, one-third only coming from German-speaking countries. Half of them were already in English; the use of the German language spontaneously faded in four to five years. Next came the contribution from France; it represented one-tenth of the total. One-fifth of them only were in English; the use of the French language faded more slowly⁴.

The first volume of the Journal contained a few invited papers, received from S. Ochoa, President of the International Union of Biochemistry, and from B. L. Horecker and E. C. Slater, editors of *Archives of Biochemistry and Biophysics* and of *Biochimica et Biophysica Acta*, respectively.

The volume also contained the description of the 'protein sequencer', by P. Edman and G. Begg. We owed this favour to a trip Samuel M. Rapoport had made to Australia a few months before; he had visited the St-Vincent's School of Medical Research in Melbourne and convinced Edman to offer his contribution for the first issue of the Journal. This soon became one of *Current Contents*' 'citation classics'. It helped establish the reputation of the Journal at once.

³ On that particular occasion, I told him: *Sie haben die Erfahrung und die Qualität der deutschen wissenschaftlichen Verlagswesen der FEBS zu Verfügung gestellt. Diese Industrie hat wahrscheinlich auch Ihre Fehler, aber Sie haben dafür gesorgt, daß wir sie nie bemerkt haben ... Ich bin sicher, daß Ihre erfolgreichen Anstrengungen auf fruchtbaren Boden gefallen sind, und der Zusammenarbeit zwischen dem Springer-Verlag und FEBS einen zuversichtlichen und glücklichen Geist eingegeben hat, der nach Ihrem Ausscheiden fortbestehen wird.*

⁴ The Journal still accepts manuscripts written in French or German.

As I had joined the IUPAC-IUB Commission on Biochemical Nomenclature (CBN) a few years before, and as Hoffmann-Ostenhof was its chairman, the volume contained three documents on biochemical nomenclature. The Journal has since published all the nomenclature documents prepared by the successive commissions on biochemical nomenclature of the International Union of Biochemistry (IUB), jointly with the International Union of Pure and Applied Chemistry (IUPAC) in many cases⁵.

In 1968, the Journal applied for corresponding membership of the IUB Commission of Editors of Biochemical Journals (CEBJ). The commission had been created at the time of the 5th International Congress of Biochemistry (Moscow, 1961) when the *Report of the Commission on Enzymes* was presented to the congress. Marcel Florkin, President of IUB, believed that the recommendations of the report would not be followed if they were not accepted by the editors of the major biochemical journals. IUB therefore created its Commission of Editors⁶ to consult them. The recommendations were accepted by the Commission. The latter was later consulted regularly on the drafts of the nomenclature documents before approval for publication by IUB.

The Commission met in Bellagio (at the beautiful Villa Serbelloni, owned by the Rockefeller Foundation) in the spring of 1968. It reorganized its structure; a core of ten so-called 'major' journals of general biochemistry became full members and a much larger group of other journals were corresponding members. Our journal was recognized as one of the 'major' journals. E. C. Slater was appointed president of the commission and I became its secretary.

Our editorial office was initially located in my laboratory at the 'Rue des Bonnes-Villes'. It was moved to an apartment at the 'Boulevard de la Constitution' in September 1970 where it remained until the end of September 1988 when it was transferred to its present location in Zurich.

It had been agreed with Springer-Verlag that we would be responsible for the copy-editing of the manuscripts. We therefore looked for a copy-editor and were lucky to secure the collaboration of Sheila A. Brooks, a former Ph. D. student of Datta at University College London. She came to Liège for an interview in July 1967, proved her willingness to collaborate with a continental biochemist by accepting to eat frogs' legs in a restaurant and started working immediately. Sheila is still preparing about a third of the papers accepted by the Zurich office and will celebrate the 25th anniversary of her collaboration with the Journal next summer. I offer her my warmest thanks for her excellent work.

Sheila drafted the Instructions for the copy-editing of the manuscripts, still used by those editing the manuscripts in Zurich. She knows the nomenclature documents better than I

⁵ Their list may be found in Table 1 of the Journal's 'Information for Authors'. The Journal has either printed the Recommendations directly, offering one-side prints for offset reproduction in other journals, or reproduced them from previous printing in other journals. This has been common practice among member journals of the IUB Committee of Editors of Biochemical Journals (CEBJ). The Journal has also published the numerous 'supplements' to successive editions of *Enzyme Nomenclature*, the latter published in book form elsewhere.

⁶ The commission consisted of the editors of *Annual Review of Biochemistry*, of *Archives of Biochemistry and Biophysics*, of the *Biochemical Journal*, of *Biochimica et Biophysica Acta*, of *Biokhimiya*, of the *Bulletin de la Société de Chimie Biologique*, of *Hoppe-Seyler's Zeitschrift für Physiologische Chemie* and of the *Journal of Biological Chemistry*. Other journals joined later as corresponding members.

Volume 1 Number 1 March 1967

FEBS

European Journal of Biochemistry

Honorary Chairman of the Editorial Board: Sir Hans Krebs (Oxford)

Editor-in-Chief: Claude Liébecq (Liège)

Editorial Board: C. Baglioni (Naples), J. Berthet (Louvain), A. E. Braunstein (Moscow), F. Chapeville (Gif-sur-Yvette), G. N. Cohen (Gif-sur-Yvette), L. Ernster (Stockholm), U. Henning (Tübingen), O. Hoffmann-Ostenhof (Vienna), A. T. James (Sharnbrook), E. Katchalski (Rehovoth), M. Klingenberg (Marburg/Lahn), C. Liébecq (Liège), U. Z. Littauer (Rehovoth), S. Pontremoli (Ferrara), B. R. Rabin (London), S. M. Rapoport (Berlin), P. Reichard (Stockholm), J. Rudinger (Prag), D. Shugar (Warsaw), A.-M. Staub (Paris), K. Wallenfels (Freiburg i. Br.), O. Westphal (Freiburg i. Br.)

Advisory Board: H. R. V. Arnstein (London), J. Asselineau (Toulouse), M. Avron (Rehovoth), G. F. Azzone (Padua), W. Bernhard (Villejuif), G. S. Boyd (Edinburgh), Th. Bücher (Munich), D. Cavallini (Rome), R. M. C. Dawson (Babraham/Cambridge), A. Ehrenberg (Stockholm), P. Fasella (Rome), T. W. Goodwin (Liverpool), J. I. Harris (Cambridge), H. Holzer (Freiburg i. Br.), G. Ivanovics (Szeged), L. Jaenicke (Cologne), A. Kepes (Paris), A. Klug (Cambridge), W. Klyne (London), S. G. Laland (Blindern/Oslo), V. Luzzati (Gif-sur-Yvette), F. Lynen (Munich), B. G. Malmström (Gothenburg), A. Pihl (Oslo), J. Polonsky (Gif-sur-Yvette), J. Porath (Uppsala), D. B. Roodyn (London), M. Schramm (Jerusalem), M. Seia (Rehovoth), P. Slonimski (Gif-sur-Yvette), A. Sols (Madrid), J. R. Tata (London), A. Tissières (Geneva), H. H. Ussing (Copenhagen), W. J. Whelan (London), J.-M. Wiame (Brussels), Th. Wieland (Frankfort/M.), H. G. Zachau (Cologne).

Special Advisor to the Editor-in-Chief: H. Mayer-Kaupp (Heidelberg)

Published by Springer-Verlag Berlin Heidelberg New York
on behalf of the Federation of European Biochemical Societies

European J. Biochem.

March 1, 1967

Fig. 4. Cover of the first issue of the Journal, March 1967. Signatures of S. P. Datta, B. G. Malmström, C. Liébecq, H. Mayer-Kaupp, Sir Hans Krebs, A. Pihl (chairman of FEBS in 1967), U. Z. Littauer and W. J. Whelan.



Fig. 5. Meeting of the officers of IUB and of the members of CBN and of CEBJ in Bellagio (1968). From left to right. Sitting: William Klyne (CBN), Waldo E. Cohn (secretary of CBN), Otto Hoffmann-Ostenhof (chairman of CBN), Pierre Desnuelle (secretary general of IUB), Hugo Theorell (president of IUB), Frank C. Young (treasurer of IUB), John T. Edsall (*Journal of Biological Chemistry* and outgoing president of CEBJ), W. V. Thorpe (outgoing secretary of CEBJ), Sergei I. Severin (*Biokhimiya*), and Bernard L. Horecker (CBN and *Archives of Biochemistry and Biophysics*). Standing: Joseph S. Fruton (CBN), Edwin C. Webb (CBN), Peter Karlson (CBN), Borivoj Keil (CBN), Claude Liébeq (CBN and *European Journal of Biochemistry*, new secretary of CEBJ), Aleksander E. Braunstein (CBN and *Molekulyarnaya Biologiya*), S. Veibel (observer at the CBN meeting), E. C. Slater (CBN and *Biochimica et Biophysica Acta*, new president of CEBJ), Alfred Dillmann (*Hoppe-Seyler's Zeitschrift für Physiologische Chemie*), W. N. Aldridge (*Biochemical Journal*), Edmond H. Fischer (*Biochemistry*) and John C. Kendrew (*Journal of Molecular Biology*). Present at the meeting but not on this photograph: François Percheron (*Bulletin de la Société de Chimie Biologique*).

do. She lives in Bristol⁷ where she maintains useful contacts with the biochemists of its university. We sent her to refresher courses and conferences to enable her to keep abreast of new developments.

We had other copy-editors in addition to her: Mary Fox, Jane Sugarman and Diana Steeds, all working under Sheila's supervision. All manuscripts written in English were edited in England until 1988. The manuscripts written in German were edited by Margarete Bülow, a former pupil of Heinrich Wieland, recommended by Mayer-Kaupf. She had been working for Tropon-Werke in Cologne. The manuscripts written in French were edited in Liège.

The number of manuscripts exceeded 50 per month at the beginning of 1971. We needed the help of a young biochemist to become editorial secretary. We advertised the position in *Nature* and received a single application from a young man named Parmjit S. Sood. He had been trained as a biochemist at Chelsea College of Technology in London. He lived in the U.S.A. at the time of his application. Fortunately Shugar, a

member of our Editorial Board, often commuted between Warsaw, where he was established, and Canada, his country of origin. He interviewed the candidate and found him suitable for the job. Sood joined our office in July 1971 and remained four years with us. He was very efficient and we liked him very much⁸. He left for a business career.

We received five or six applications when we appointed our second editorial secretary, Alan S. Beedle, a former Ph. D. student of Trevor W. Goodwin at the University of Liverpool. He stayed from August 1975 until the end of October 1979. He was a reliable and hard worker. He competently compiled the 1978 edition of *Biochemical Nomenclature and Related Documents* which our office prepared for the International Union of Biochemistry. He left to join the Biochemical Society where he is now editorial manager of the *Biochemical Journal*.

Gabor Igloi, his successor, of Hungarian origin, had completed his Ph.D. at the University of York. He came from Friedrich Cramer's laboratory at the Max-Planck-Institut für

⁷ Sheila's husband worked on the Concorde project when a long postal strike hit Britain some 15 years ago. This proved very useful as he arranged for his company to fly Sheila's mail to the Rolls-Royce office in Paris wherefrom it was forwarded to Springer-Verlag in Heidelberg. We carried the accepted manuscripts once a week to University College London wherefrom an inter-university mail service brought them to Bristol University.

⁸ The only problem was that, being of Indian origin, he had learned geography in Kenya where his parents lived at that time. He did not know much of the European continental geography and had the unfortunate tendency to place all the German cities in the Federal Republic. We bought an atlas to help him discover the cities of the German Democratic Republic.



Fig. 6. The managing editors of the *Journal*. In alphabetic order, from left to right and from top to bottom: Giorgio Bernardi, Paris (1977–1987); Philipp Christen, Zürich (1988–); Michael J. Clemens, London (1988–); J. Ieuan Harris, Cambridge (1976–1978); Cornelis W. Hilbers, Nijmegen (1989–); Eberhard Hofmann, Leipzig (1987–); Louis Hue, Bruxelles (1988–1990); Lothar Jaenicke, Köln (1976–1985); Pierre Jollès, Paris (1979–1989); Hans Jörnvall, Stockholm (1990–); Claude Liébeq, Liège (1966–1989); Walter Neupert, München (1987–1991); David G. Nicholls, Dundee (1986–); Gösta Pettersson, Lund (1989–); Hans-Dieter Söling, Göttingen (1986); Cees Veeger, Wageningen (1975–1988); Johannes F. G. Vliegenthart, Utrecht (1990–). Not shown: August Böck, München (1992–); Hugo Fasold, Frankfurt a. M. (1992–); Jean Girard, Meudon (1991–); Wolfram Zillig, Martinsried (1976).





Fig. 7. Some of the early members of our editorial or advisory boards. Giovanni F. Azzone (Padova), Wilhelm Bernhard (Villejuif), George S. Boyd (Edinburgh), Richard Braun (Bern), Theodor Bücher (München), Rex U. C. Dawson (Babraham), Karl Decker (Freiburg i. Br.), Walter C. Fiers (Gent), Georgiy P. Georgiev (Moskva), Jean-Marie Ghuyssen (Liège), Trevor W. Goodwin (Liverpool), H. Géry Hers (Louvain/Bruxelles), Helmut Holzer (Freiburg i. Br.), Kasper Kirschner (Basel), William Klyne (London), Belisario P. Lisboa (Stockholm/Hamburg), Feodor Lynen (München), Peter Mitchell (Bodmin), Dirk Pette (Konstanz), Jens G. Reich (Berlin), Michael Sela (Rehovot), Alberto Sols (Madrid), Frantisek Sorm (Praha), Aleksander S. Spirin (Pushchino), Jamshed R. Tata (London), Theodor Wieland (Frankfurt a. M./Heidelberg) and Hans G. Zachau (München).

Experimentelle Medizin in Göttingen when he joined us in October 1979. Very able and distinguished, we all liked him at the office. He left in May 1981 to go back to research in Freiburg i. Br. His wife, Marilyn Igloi-Glaisher, is now editing the occasional manuscripts written in German.

The fourth editorial secretary, Sarah L. Meredith, of Welsh origin, had taken a bachelor degree in Aberdeen and the equivalent of a master degree in Strasbourg. She joined us in April 1981. She devised and developed the computer programme introduced in 1988 for the handling of manuscripts, the routine mail and the statistical documentation. She was unable, for family reasons, to accept Philipp Christen's invitation to run the editorial office in Zurich. She is now working for Pan-European Publishing Company, a division of Elsevier Librico.

John W. Aitken, a Ph.D. and a native of Scotland, is the present editorial manager of the Journal in Zurich. He actually started when the office was still in Liège, to get acquainted with the work. We had received more than 50 applications when we advertised the position in the spring of 1988.

We had probably more than 30 secretaries or typists in the course of more than 20 years of activity in Liège. Their turnover rate was rather high. I only wish to mention our last two secretaries who collaborated with me for more than 15 years, namely Nicole Arnould and Anny Dubois. I thank them for their valuable and faithful contribution, noting in particular that they helped train part of the new staff, thus ensuring the smooth transfer to Zurich.

Important changes for the editorial handling of manuscripts started in 1975 and developed rapidly. It had become difficult for me and for the editorial secretary to select the best possible referees in fields with which we were not familiar enough. I therefore asked the Publications Committee of FEBS to appoint associate editors. I am grateful to Bo G. Malmström, its chairman at the time, for his support in this respect.

Cees Veeger was appointed to deal with physico-chemical and enzymology papers in 1975. This was followed, in 1976, by the appointment of J. Ieuan Harris for protein chemistry papers, of Lothar Juenicke for chemistry and biology papers and of Wolfram Zillig for molecular biology papers. The latter resigned and was replaced by Giorgio Bernardi who also handled papers dealing with molecular genetics. Pierre Jollès was appointed, after the death of Harris, to handle papers dealing with proteins and glycoproteins.

We eventually formed a board of managing editors which I chaired. The group remained unchanged until 1986 and ensured the successful diversification of the Journal at a time when newly created journals started competing for European



Fig. 8. Our chief copy-editor, Sheila A. Brooks.

papers in the fields of molecular and cellular biology. FEBS should be proud of their invaluable contribution. I thank them for their devoted and friendly collaboration.

I also wish to thank the numerous colleagues who accepted the invitation to join our editorial and advisory boards. Their names are listed in the Appendix. They provided about one-half of all the reports received at the editorial office. The other half came from hundreds of outside referees listed and thanked annually in the first January issue of the Journal. We are most indebted to all of them.

The Journal maintained a centralized office but the fate of submitted manuscripts had become the responsibility of the various managing editors. The wish to decentralize the secretarial machinery was occasionally advocated by some editors but soon abandoned as the result of experimental trials⁹. A permanent office is necessary since manuscripts and corrected proofs arrive at any time of the year, whereas individual editors may be away for lecturing tours or attending congresses.

The publications Committee of FEBS observed that the rôle of the Editorial Board of the Journal had become somewhat redundant as we now had a board of managing editors able to discuss matters of scientific policy and to appoint the

⁹ The idea was definitively abandoned when the handling of manuscripts was computerized in the office and complemented by Telefax communications with the editors.



Fig. 9. At the 17th FEBS meeting in Berlin West (1986). The stand of the *European Journal of Biochemistry*. Sitting: Sarah L. Meredith, editorial secretary.

members of the Advisory Board. The Editorial Board was therefore disbanded at the end of 1983.

The Publications Committee also fixed an age limit of 65 years for the managing editors. It later decided that their terms of office should be restricted to two times five years. This led to the progressive renewal of the group of managing editors. All had been replaced at the end of 1989.

Because biochemistry, in the wide sense of the word, continued to expand in various directions, editors rotating out have often been replaced by two persons. Philipp Christen, the present chairman, has in fact rebuilt an Editorial Board, now composed of eleven members: August Böck (München), Michael J. Clemens (London), Hugo Fasold (Frankfurt a.M.), Jean Girard (Meudon), Cornelis W. Hilbers (Nijmegen), Eberhard Hofmann, reviews editor (Leipzig), Hans Jörnvall (Stockholm), David G. Nicholls (Dundee), Gösta Pettersson (Lund), Johannes F. G. Vliegenthart (Utrecht) and himself, chairman (Zürich). The Board has an honorary chairman, Frederick Sanger (Cambridge), who succeeded Sir Hans Krebs and an honorary member, myself, occasionally taking the risk of offering 'honorary suggestions'. This Editorial Board differs from the original one in that each of its members has a specific editorial responsibility.

The Journal has published more than 12000 regular papers in 25 years. It has also published most of the Sir Hans Krebs lectures and other plenary lectures given at the FEBS meetings with the exception of the Datta lectures which are published in *FEBS Letters*.

A limited number of 'Letters to the editors' were published some years ago, but this activity was discontinued for lack of interest. The first one, however, provided evidence for the only case of fraud we know of in an earlier paper published in the Journal.

More successful is the publication of some 70 reviews since 1987. This was made possible by the unwearied efforts of Eberhard Hofmann, reviews editor appointed to this effect.

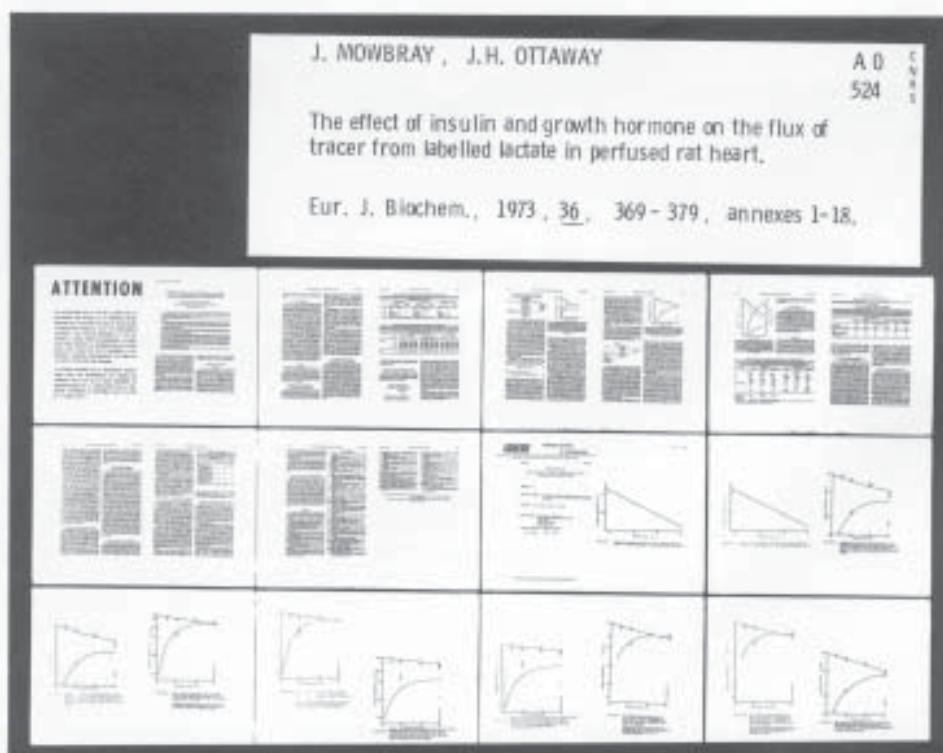



Fig. 10. A microfiche of the *Archives originales du Centre National de la Recherche Scientifique*. The microfiches reproduced the published pages of the paper and the annexes consisting of auxiliary material of interest to a more limited number of readers. They could be ordered as microfiches or as full-size photographs of the successive pages. The scheme was abandoned when I discovered that no microfiche had been sold, although I have been told that some had been ordered. The Journal now prints this auxiliary material in 'very-small print'.

Fanfare on FEBS



FEBS, un air d'été

A CLAUDE LIERCOQ, notre cher et très estimé éditeur en chef,
à l'occasion de ses 60^e anniversaire
et en reconnaissance de ses efforts multiples et infatigables pour
EUROPEAN JOURNAL OF BIOCHEMISTRY

Springer-Verlag
Heidelberg, le 28 septembre 1988

© FEBS Association pour les Publications de l'EBJ, Springer-Verlag, Heidelberg

Fig. 11. Fanfare for FEBS. Springer-Verlag offered the 'Fanfare for FEBS' to the Federation on the occasion of my 60th birthday. FEBS owns the right to use it at all FEBS meetings.

Springer-Verlag reprints the reviews in book form (the *EJB Reviews*) annually since 1989.

There has never been a limit – either upper or lower – to the length of the published papers. The *Journal* hardly published short papers, as FEBS had created *FEBS Letters* for this purpose. We have always kept close contacts with Prakash Datta, managing editor of *FEBS Letters*, to avoid undue competition in the quest for editors in particular. Datta attended most of the meetings of our editorial board and of our board of managing editors. Would he please accept my warmest thanks for 25 years of most friendly cooperation?

As treasurer of FEBS he also provided the editorial office with the money necessary for its expenses. Together with him, we negotiated a new and far more favourable agreement with Springer-Verlag which took effect in January 1980. The substantial profits of the *Journal's* operation now represent about one-third of the net income of FEBS.

The *Journal* owes its success to its authors first, to its editors and advisors, to its copy-editors, to the staff of the editorial office, of the publisher and of the printer, Wiesbadener Graphische Betriebe. I thank them all as they have enabled me to enjoy a wonderful experience.

Sorry to have been too personal.

APPENDIX

Members of our boards: editors and advisors

I apologize for possible omissions.

E. Appella (Bethesda, Maryland, USA), Ruth Arnon (Rehovot, Israel), H. R. V. Arnstein (London, England), J. Asselineau (Toulouse, France), F. W. Avilés (Barcelona, Spain), S. Avrameas (Paris, France), M. Avron (Rehovot, Israel), G. F. Azzone (Padova, Italy), C. Baglioni (Napoli, Italy/Cambridge, Massachusetts, USA/Albany, New York, USA), R. Banerjee (Paris, France), Barbara E. C. Banks (London, England), E. K. F. Bautz (Heidelberg, Germany), A. Bax (Bethesda, Maryland, USA), H. Beaufay (Bruxelles, Belgium), L. D. Bergelson (Moskva, Russia), A. Bernardi (Gif-sur-Yvette, France), G. Bernardi (Strasbourg, France/Paris, France), W. Bernhard (Villejuif, France), U. Bertazzoni (Pavia, Italy), J. Berthet (Louvain, Belgium), H. Betz (Heidelberg, Germany/Frankfurt a. M., Germany), T. A. Bickle (Basel, Switzerland), A. Billiau (Leuven, Belgium), H. Bloemendal (Nijmegen, The Netherlands), A. Böck (München, Germany), L. Boross (Budapest, Hungary), F. Bossa (Camerino, Italy/Roma, Italy), G. S. Boyd (Edinburgh, Scotland), E. M. Bradbury (Portsmouth, England/Davis, California, USA), R. Braun (Bern, Switzerland), A. E. Braunstein (Moskva, Russia), R. C. Bray (Brighton, England), J. Bremer (Oslo, Norway), M. A. Bretscher (Cambridge, England), R. C. L. Brimacombe (Berlin, Germany), H. Buc (Paris, France), T. Bücher (München, Germany), Margaret E. Buckingham (Paris, France), P. H. W. Bitterworth (London, England), E. Carafoli (Modena, Italy/Zürich, Switzerland), D. Cavallini (Roma, Italy), M. Chabre (Vulbonne, France), P. Chambon (Strasbourg, France), F. Chapeville (Gif-sur-Yvette, France/Paris, France), P. Christen (Zürich, Switzerland), M. J. Clemens (London, England), K. J. Clemenson (Bern, Switzerland), G. N. Cohen (Gif-sur-Yvette, France/Paris, France), J. W. Cornforth (Brighton, England), A. Cornish-Bowden (Birmingham, England/Marseille, France), R. Cortese (Heidelberg, Germany), C. Crane-Robinson (Portsmouth, England), R. R. Crichton (Louvain-la-Neuve, Belgium), M. Crompton (London, England), K. Dalziel (Oxford, England), R. M. C. Dawson (Babraham, England), K. Decker (Freiburg i.Br., Germany), G. H. De Haas (Utrecht, The Netherlands), J. Demaille (Montpellier, France), P. De Meyts (Bruxelles, Belgium/La Jolla, California, USA), B. Dobberstein (Heidelberg, Germany), W. Doerfler (Köln, Germany), L. B. Dolapchiev (Sofiya, Bulgaria), J. O. Dolly (London, England), H. Durchschlag (Regensburg, Germany), J. Duszynski (Warszawa, Poland), H. Düster (Zürich, Switzerland), J. P. Ebel (Strasbourg, France), A. Ehrenberg (Stockholm, Sweden), H. Eisenberg (Rehovot, Israel), R. J. Ellis (Coventry, England), L. Ernster (Stockholm, Sweden), P. Fasella (Roma, Italy/Bruxelles, Belgium), H. Fasold (Frankfurt a. M., Germany), T. Feizi (Harrow, England), W. C. Fiers (Gent, Belgium), J. Filipki (Paris, France), J. Finne (Kuopio, Finland/Turku, Finland), A. Fontana (Padova, Italy), B. Fournet (Villeneuve-d'Ancq, France), F. Franek (Prahá, Czechoslovakia), H. Frauenfelder (Urbana, Illinois, USA), E. Frederico (Liège, Belgium), D. G. Gallwitz (Göttingen, Germany), C. Gancedo (Madrid, Spain), P. B. Garland (Dundee, Scotland/Sharnbrook, England), G. P. Georgiev (Moskva, Russia), G. Gerisch (Martinsried, Germany), S. Ghisla (Konstanz, Germany), J. M. Ghysen (Liège, Belgium), J. Girard (Meudon, France), F. Goñi (Bilbao, Spain), T. W. Goodwin (Liverpool, England), G. Gottschalk (Göttingen, Germany), D. B. Gower (London, England), L. A. Grivell (Amsterdam, The Netherlands), H. Grosjean (Rhode-Saint-Genèse, Belgium), A. A. Hadjiolov (Sofiya, Bulgaria), Anne-Lise Haenni (Paris, France), D. O. Hall (London, England), D. G. Hardie (Dundee, Scotland), J. I. Harris (Cambridge, England), D. Hayes (Paris, France), Edith Heilbronn (Stockholm, Sweden/Sundbyberg, Sweden), L. Hellmeyer (Bochum, Germany), C. H. Heldin (Uppsala, Sweden), E. Helmreich (Würzburg, Germany), P. Hemmerich (Konstanz, Germany), F. W. Hemming (Nottingham, England), U. Henning (Tübingen, Germany), Agnès Henschen-Edman (Martinsried, Germany), H. G. Hers (Louvain, Belgium/Bruxelles, Belgium), J. Higgins (Philadelphia, Pennsylvania, USA), C. W. Hilbers (Nijmegen, The Netherlands), H. Hiltz (Hamburg, Germany), B. Hirt (Lausanne, Switzerland/Epalinges, Switzerland), O.

Hoffmann-Ostenhof (Wien, Austria), E. Hofmann (Leipzig, Germany), F. Hofmann (Heidelberg, Germany/Homburg, Germany), H. Holzer (Freiburg i.Br., Germany), F. Hucho (Berlin, Germany), L. Hue (Bruxelles, Belgium), R. C. Hughes (Edinburgh, Scotland), G. Ivanovics (Szeged, Hungary), Monique Jacob (Strasbourg, France), L. Jaenicke (Köln, Germany), R. Jaenicke (Regensburg, Germany), K. H. Jakobs (Heidelberg, Germany/Essen, Germany), A. T. James (Sharnbrook, England), P. Jollès (Paris, France), H. Jörnvall (Stockholm, Sweden), T. Jovin (Göttingen, Germany), K. Jungermann (Göttingen, Germany), A. Kahn (Paris, France), M. Ya. Karpeisky (Moskva, Russia), E. Katchalski-Katzir (Rehovot, Israel), J. E. Kay (Brighton, England), T. Keleti (Budapest, Hungary), A. Kepes (Paris, France), K. Kirschner (Basel, Switzerland), M. Klingenberg (Marburg, Germany/München, Germany), J. P. Klinman (Berkeley, California, USA), H. Klostermeyer (Kiel, Germany/Freising-Weihenstephan, Germany), Sir Aaron Klug (Cambridge, England), W. Klyne (London, England), G. L. E. Koch (Cambridge, England), W. N. Konings (Haren, The Netherlands), L. Kováč (Bratislava, Czechoslovakia/Ivanka, Czechoslovakia), R. Kraayenhof (Amsterdam, The Netherlands), Sir Hans Krebs (Oxford, England), G. Kreil (Salzburg, Austria), C. G. Kurland (Uppsala, Sweden), U. G. Lagerkvist (Göteborg, Sweden), S. G. Laland (Oslo, Norway), M. Lazdanski (Marseille, France/Nice, France), C. J. Leaver (Edinburgh, Scotland), L. Lehle (Regensburg, Germany), A. Levitzki (Jerusalem, Israel), J. M. Lhoste (Orsay, France), C. Liebecq (Liège, Belgium), S. Lindskog (Göteborg, Sweden/Umeå, Sweden), B. P. Lisboa (Stockholm, Sweden/Hamburg, Germany), Elwira Lisowska (Wrocław, Poland), U. Z. Littauer (Rehovot, Israel), R. Lontie (Leuven, Belgium), Marie-Henriette Loucheux-Lefebvre (Lille, France), O. Läderitz (Freiburg i.Br., Germany), V. Luzzati (Gif-sur-Yvette, France), F. Lynen (München, Germany/Martinsried, Germany), S. Magnusson (Århus, Denmark), B. G. Malmström (Göteborg, Sweden), G. Marhaix (Rhode-Saint-Genèse, Belgium), K. Martinek (Praž, Czechoslovakia), C. Milstein (Cambridge, England), P. Mitchell (Bodmin, England), W. M. Möller (Leiden, The Netherlands), R. Monier (Villejuif, France), M. Monsigny (Orléans, France), K. Mosbach (Lund, Sweden), Y. Nagai (Tokyo, Japan), W. Neupert (München, Germany), E. A. Newsholme (Oxford, England), D. G. Nicholls (Dundee, Scotland), K. Nierhaus (Berlin, Germany), Y. Nishizuka (Kobe, Japan), D. Oesterbelt (Würzburg, Germany/Martinsried, Germany), P. Overath (Köln, Germany/Tübingen, Germany), A. Paraf (Thiverval-Grignon, France/Monnaie, France), B. Parthier (Halle, Germany), D. J. Patel (New York City, New York, USA), T. A. J. Payens (Ede, The Netherlands), I. Pecht (Rehovot, Israel), D. Peite (Konstanz, Germany), G. Pettersson (Lund, Sweden), A. Pihl (Oslo, Norway), L. A. Pinna (Padova, Italy), R. J. Planta (Amsterdam, The Netherlands), Judith Polonsky (Gif-sur-Yvette, France), S. Pontremoli (Ferrara, Italy/Genoa, Italy), J. Porath (Uppsala, Sweden), A. Prunel (Paris, France), A. P. Pugsley (Paris, France), Antoinette Pugsley (Marseille, France), B. R. Rabin (London, England), P. J. Randle (Oxford, England), S. M. Rapoport (Berlin, Germany), T. A. Rapoport (Berlin, Germany), L. Rask (Uppsala, Sweden), J. G. Reich (Berlin, Germany), P. Reichard (Stockholm, Sweden), J. Rétey (Karlsruhe, Germany), M. Revel (Rehovot, Israel), J. Ricard (Marseille, France), E. Rickli (Bern,

Switzerland), R. Rigler (Stockholm, Sweden), J. F. Riordan (Boston, Massachusetts, USA), D. B. Roodyn (London, England), J. Rudinger (Praž, Czechoslovakia/Zürich, Switzerland), H. Rüterjans (Frankfurt a.M., Germany), Cecilia Saccone (Bari, Italy), F. Sanger (Cambridge, England), M. V. Saraste (Helsinki, Finland), A. Schellenberger (Halle, Germany), M. Schramm (Jerusalem, Israel), P. R. Schimmel (Cambridge, Massachusetts, USA), M. C. Scrutton (London, England), M. Sela (Rehovot, Israel), G. Semenza (Zürich, Switzerland), A. Sentenac (Gif-sur-Yvette, France), V. Sgaramea (Pavia, Italy), S. Shaltiel (Rehovot, Israel), N. Sharon (Rehovot, Israel), D. Shugar (Warszawa, Poland), H. Sies (Düsseldorf, Germany), A. E. Sippel (Heidelberg, Germany), V. Skarić (Zagreb, Croatia, Yugoslavia), V. P. Skulachev (Moskva, Russia), P. Slonimski (Gif-sur-Yvette, France), Claudine Sluse-Goffart (Liège, Belgium), K. Soda (Kyoto, Japan), H. D. Söling (Göttingen, Germany), D. G. Söll (New Haven, Connecticut, USA), A. Sols (Madrid, Spain), F. Šorm (Praž, Czechoslovakia), A. S. Spirin (Pushchino, Russia), Anne-Marie Staub (Paris, France), J. Stenflo (Malmö, Sweden), F. S. Steven (Manchester, England), H. Sund (Konstanz, Germany), J. M. Tager (Amsterdam, The Netherlands/Bary, Italy), W. Tamser (Regensburg, Germany), J. R. Tata (London, England), R. K. Thauer (Marburg, Germany), Jean O. Thomas (Cambridge, England), R. Thomas (Rhode-Saint-Genèse, Belgium), K. N. Timmis (Genève, Switzerland), R. Timpl (Martinsried, Germany), K. F. Tipton (Cambridge, England/Dublin, Ireland), A. Tissières (Genève, Switzerland), I. P. Trayer (Birmingham, England), A. Trebst (Bochum, Germany), D. Trentham (Bristol, England/Philadelphia, Pennsylvania, USA/London, England), R. Tsanev (Sofiya, Bulgaria), H. Tschesche (Bielefeld, Germany), V. Ullrich (Homburg, Germany/Konstanz, Germany), H. H. Ussing (København, Denmark), K. van Dam (Amsterdam, The Netherlands), J. Vandekerckhove (Gent, Belgium), D. Vazquez (Madrid, Spain), C. Veeger (Wageningen, The Netherlands), P. Venetianer (Szeged, Hungary), A. Verbert (Villeneuve-d'Ascq, France), C. A. Vernon (London, England), P. V. Vignais (Grenoble, France), J. F. G. Vliegenhart (Utrecht, The Netherlands), K. von Figura (Münster, Germany/Göttingen, Germany), L. V. von Stedingk (Stockholm, Sweden), K. Wallenfels (Freiburg i.Br., Germany), J. P. Waller (Gif-sur-Yvette, France/Palaisseau, France/Gif-sur-Yvette, France), Winifred F. Watkins (London, England/Harrow, England), J. H. Weil (Strasbourg, France), O. Westphal (Freiburg i.Br., Germany), W. J. Whelan (London, England/Miami, Florida, USA), V. P. Whittaker (Göttingen, Germany), J. M. Wiame (Bruxelles, Belgium), O. Wieland (München, Germany), T. Wieland (Frankfurt a.M., Germany/Heidelberg, Germany), M. Wiewirowski (Poznan, Poland), M. Wikström (Helsinki, Finland), M. Wilchek (Rehovot, Israel), R. J. P. Williams (Oxford, England), D. H. Williamson (Oxford, England), E. Wintersberger (Wien, Austria), K. W. A. Wirtz (Utrecht, The Netherlands), Brigitta Wittmann-Liebold (Berlin, Germany), L. Wojtczak (Warszawa, Poland), A. V. Xavier (Lisboa, Portugal), M. G. Yates (Brighton, England), G. T. Young (Oxford, England), P. Yot (Paris, France), H. G. Zachau (Köln, Germany/München, Germany), W. Zillig (Martinsried, Germany), H. Zuber (Zürich, Switzerland).

5.2.1 Editorial for EJB in 1999

Richard Perham

Chairman of the Editorial Board



1999 sees some major changes in the *European Journal of Biochemistry*. First, my predecessor as Chairman of the Editorial Board, Professor Philipp Christen of the University of Zürich, retired from the post in July 1998. I felt privileged by the invitation from the Federation of European Biochemical Societies to succeed him. During the 10 years of Philipp's stewardship of the journal, *EJB* has responded to many new developments in the subject and the changing circumstances of the academic publishing world. FEBS is deeply grateful. Likewise, I record my thanks to

Dr Jane Roscoe, our new Editorial Manager, who has helped me set up the Editorial Office in Cambridge and has managed the transfer of responsibilities from Zürich with no serious disruption to the smooth service offered to our authors.



Fig.5.2.1.1: Cover from EJB for the FEBS Meeting in 2001

Another major change is that of our publishing partners. Since its inception in 1967, the journal has been associated with Springer-Verlag of Heidelberg, who have given to it over 30 years of dedicated service. I take this opportunity to express my sincere appreciation of the help and advice, not to mention the hospitality, of Dr Dieter Czeschlik and his staff. It was not a decision taken lightly by the Publications Committee of FEBS to place the journal in different hands, but we now welcome a new - and we hope long and productive - association with Blackwell Science. Blackwell Science is one of the world's leading publishers of academic journals, used to working with learned societies, and well placed to

respond to the changes, foreseen and unforeseen, that we may wish to undertake.

So, what is happening now? The *European Journal of Biochemistry* will remain an international journal devoted to the rapid publication of full-length papers describing original research in the areas of biochemistry, molecular and cell biology, and molecular biophysics. But we will be broadminded in our

interpretation of these terms and keen to pursue exciting new developments in any area of the life sciences that can reasonably claim a proper molecular basis. Preference will be given to papers that advance new concepts or develop new experimental approaches. To help with these new developments, we are recruiting additional members of the Editorial Board to join the existing Editors, all of whom are outstanding experts in their respective specialties. We will be paying special regard to the needs of readers and contributors from outside Europe and especially in North America and the Pacific.

There are significant changes in the outward appearance of the journal, but most importantly there are big advances in our publication schedule. In normal circumstances, we plan to have an evaluation of a conventional paper within 6 weeks of receipt and, with the commitment to rapid publication by Blackwell Science, a time from acceptance to publication of only a further 6 weeks. We believe this remarkable speed of handling, achieved without loss of the traditionally high standards of the journal in copy-editing, typesetting and printing, will be unmatched among major journals devoted to full-length papers. To this we are adding the benefits of no page charges, 50 free reprints, and the possibility of including colour figures free of charge where the Editor judges it to be valuable and necessary.

Another big advance comes with the electronic version of the journal available through the Blackwell Science service *Synergy* (<http://www.blackwell-science.com/synergy>) from 1 January 1999 and on the *HighWire* platform, in conjunction with other prominent journals in related areas of the subject, from 1 March 1999 (<http://highwire.stanford.edu/>). Both Blackwell Science and HighWire Press will provide free access for 3 months to the electronic editions of *EJB*. Associated with this, we have agreed that the electronic version of any paper published via the Blackwell Science service may have any relevant figure in colour free of charge at the author's request.

Although the primary purpose of the journal is to publish original research reports, the reviews and mini-reviews that *EJB* has published in recent years have proved to be very popular and these will be continued and expanded. Professor Ferdinand Hucho, a current member of the Editorial Board, has assumed general responsibility for reviews, and we look forward to a flow of exciting topics, both submitted by and solicited from potential authors. In 1999 we will provide free access to all review articles published in the journal via the electronic edition available via Blackwell Science.

The *European Journal of Biochemistry* is a FEBS journal, published on behalf of the Federation of European Biochemical Societies. It has a long and distinguished history [1]. With the changes outlined above, we trust that it will continue to grow as an important international forum for the rapid dissemination of exciting new results in the molecular life sciences. Remember: a leading journal taken world-wide with a remarkable schedule of rapid publication, no page charges, 50 free reprints, free colour figures where necessary, a highly accessible electronic version with the possibility of free colour figures on request, and a helpful staff in the Editorial Office in Cambridge to deal with your needs. We look forward to receiving some of your best work now and in the years to come.

[1] Liébecq, C. (1992) A brief history of the *European Journal of Biochemistry* on the occasion of its 25th anniversary. *Eur. J. Biochem.* 204, 421-432 (see above).

5.2.2 The European Journal of Biochemistry in January 2003



Richard Perham

Chairman of the Editorial Board

The *European Journal of Biochemistry* has evolved substantially since 1998, not least in its coverage of the new growthpoints of the subject. Most obviously, perhaps, we have strengthened our presence in the areas of structural biology, molecular cell and developmental biology, neurobiology and bioinformatics.

The Editorial Board has changed likewise. In addition to the retirement of Philipp Christen as Chairman, other long-serving members have also departed. Among them we count Hugo Fasold (Frankfurt, Germany), Jean Girard (Meudon, France), Cornelis Hilbers (Nijmegen, The Netherlands), Hans Jörnvall (Stockholm, Sweden), Gösta Pettersson (Lund, Sweden), Johannes Vliegenthart (Utrecht, The Netherlands) and Andrew Wang (Taipei, Taiwan). To all of them, and some of them had served the journal with distinction for many years, FEBS owes a big debt of gratitude. In their place, and in part expanding the Board to address the new challenges and interests, we have welcomed: Rolf Apweiler (Hinxton, UK), Carmen Birchmeier (Berlin, Germany), Wolfgang Hillen (Erlangen, Germany), Nobutaka Hirokawa (Tokyo, Japan), Jan Johansson (Uppsala, Sweden), John Kuriyan (Berkeley, CA, USA), John Lowe (Ann Arbor, MI, USA), John Markley (Madison, WI, USA), Andre Menez (Saclay, France), Hidde Ploegh (Boston, MA, USA), Lynn Regan (New Haven, CT, USA), Hermona Soreq (Jerusalem, Israel), Harald



Figure 5.2.2.2: Cover from EJB in 2003.

Stenmark (Oslo, Norway), Nicholas Tonks (Cold Spring Harbor, NY, USA), Anna Tramontano (Rome, Italy), Gabriele Varani (Seattle, WA, USA) and Hans Westerhoff (Amsterdam, The Netherlands). Alan Wolffe (Richmond, CA, USA) was briefly a member of the Board but died tragically in a road accident in May 2001 shortly after his appointment. It is pleasing to record that several members of the 1998 Board remain to provide their own valuable insight and breadth of interests: Ferdinand Hucho (Berlin, Germany), who also

acts as Reviews Editor, Christopher Proud (Dundee, UK), and Masahiro Sugiura (Nagoya, Japan).

The impact of electronic journal publishing does not appear to have been as pronounced or as rapid as some were predicting 5 years ago. That is not to say that it has not been important or profound. To judge from the data acquired by Blackwell Publishing and HighWire Press, the online edition of EJB is developing a worldwide penetration far beyond the obvious confines of the hard copy sales. As a matter of policy and as a service to the community at large, in 2002 FEBS took the decision to make all EJB articles available free of charge on the web one year after publication. The review articles indeed are now available free of charge online immediately after publication. With its electronic version developing so well and with this sensible and liberal policy adopted by FEBS, EJB appears to be well placed to contend with the challenge of free-of-charge web-based journals, which have been strongly advocated by some scientists and which are being strongly promoted by some commercial and charitable organizations. Rapid and reliable peer-reviewing will be essential ingredients for continuing success.

The introduction of online submission and review in March 2002 was well received; so much so that the journal rapidly moved to essentially only accepting submissions made online by the autumn of 2002. An updated version of the system, incorporating improvements arising out of the first year's experience, is being planned for introduction during 2003 and should help to overcome such difficulties as were experienced by authors and reviewers and the Editors and Editorial Office. The favourable reception given to the publication of papers online before the make-up of the hard copy of the journal, another step forward introduced in 2002, has also been gratifying. We look forward to a further innovation that is being planned for 2003, namely the provision of a website, again free of charge, whereby mathematical models in papers dealing with such topics published in EJB can be accessed by those interested in trying out the models described.

The Editorial Office staff of EJB work hard behind the scenes to ensure the success of the journal. In 2000, Dr Jane Roscoe, who as the first Editorial Office Manager did so much to help set up the office, left Cambridge for a post elsewhere for domestic reasons. Her successor is Ms Louise Sanders, who continues to be ably abetted by the Deputy Manager, Dr Vanessa Wilkinson. Mrs Margaret Rawlings and Ms Karen Richardson, two of our original Editorial Secretaries, have also moved on to posts elsewhere and their places been taken by Mrs Ilana Wooster and Ms Laraine Kerr, respectively, who join Ms Jane Bartolozzi. The journal could not function without the valued support of its office staff and this has been particularly true during the arduous time of introducing the new online submission system. Finally, as to the future, at their meeting in Cambridge in October 2002, the Board looked carefully at the state of scientific reporting in the post-genome era. They noted that it is increasingly easy to investigate a situation or property known to exist in one particular organism and to ask whether it exists in another organism, whether the 'same' enzyme has the 'same' properties, whether the 'same' control mechanism operates, and so on. Occasionally such work has merit and the Board agreed that it should be considered favourably for publication in EJB. However, the Board also took the view that any paper in the journal must report a new phenomenon, unravel a new molecular mechanism, throw new light on an old observation, raise an important new concept, or report a new method of widespread interest. The Board believe that these criteria are essential if we are to serve our authors and readers well in an era of burgeoning information. The success of the journal is crucial to the financial support of FEBS. The Board are aware of this and will continue to do all in their power to promote the journal as a major and constructive outlet for high-quality work in the molecular life sciences.

5.3 FEBS Letters



Figure 5.3.1: *Managing Editors of FEBS Letters*. From left to right: S.P. Datta, 1968 –1985; G. Semenza, 1986 -2000; M. Saraste, 2000 – 2001; F. Wieland, 2001 – .

FEBS Letters - since its inception in July 1968 publishes concise reports in biochemistry, biophysics and molecular biology where the over-riding criterion is that the communication must be of sufficient immediate importance to the work of other investigators to merit urgent publication. As well as research papers, which

must be essentially, complete and final reports, the journal contains topical mini-reviews, meetings reports, commentaries and hypotheses. The average time from submission to appearance in print is currently around 54 days.

FEBS Letters is jointly published with Elsevier Science publishers in Amsterdam and appears now bi-weekly. Its first Managing Editor was the founder, Professor S. P. Datta. In 1986, after the retirement of Professor Datta, Professor G. Semenza from the ETH Zürich was nominated Managing Editor, which position he kept until the year 2000. His successor was Professor M. Saraste from the EMBL in Heidelberg, who deceased in March 2001. Since then, Professor F. Wieland from the Biocenter in Heidelberg serves as the Managing Editor. Information on the journal and guidelines for authors are available from the FEBS Letters Editorial Office, Biochemie-Zentrum Heidelberg, Im Neuenheimer Feld 328, 69120 Heidelberg, Germany.

5.3.1 FEBS Letters



Fig.5.3.2: FEBS Letters 10 Years

S.P. Datta

Managing Editor

The decision to start *FEBS Letters* was taken in 1967 as is related by W .J .Whelan in this issue (pp. 154-159): The *modus operandi* decided upon was that papers might be submitted to any of the Editors who might accept them on his own responsibility, after consulting a referee if he wished. If, however, the first Editor wanted to reject a paper then he had to be supported by a second Editor. This system has continued to operate satisfactorily.

That there was a need for another journal for rapid publication of short, essentially complete, papers is shown by the rapid expansion that has occurred since July 1968, when the first issue was published. Up to the present 38 volumes of 360 pages have come out. In 1973 about 1323 manuscripts were submitted to the Editors. Although the majority (over 75%) of the papers published come from Europe the journal is truly international and contains papers

from all over the world. The Editors, similarly, are a very international group, being spread from Moscow and Rehovot to Madison, Wisconsin, and Buenos Aires. Although the Journal will publish papers in English, French or German, by far the greatest number are in English.

Apart from short original papers FEBS Letters has published a number of Review Letters and Meeting Reports. The aim of these has been to provide non-specialists with a convenient way of keeping abreast of developments in various fields. This activity, it is hoped, is of particular value to teachers of Biochemistry.

The main rewards for the Managing Editor have been establishing friendships with the Editors, of which we have had 24, and having contacts with countless authors. The continual flow of papers submitted has never allowed him to wonder how the next issue was to be put together. While it would be wrong to say that there have never been difficulties, FEBS's relations with the publishers have always been good and it is grateful to many individuals at North-Holland for their continuing efforts. Particular thanks must go to E. van Tongeren and M. Frank at North-Holland who entered into the venture with such enthusiasm and to Miss Anna Straker in the Managing Editor's office who has kept everything in order there.

FEBS Letters (1974) vol. 40 suppl., S174.

5.3.2 The Early Days of FEBS Letters

S.P. Datta

The first issue of *FEBS Letters* appeared in July 1968, twenty years ago. The prime mover in persuading FEBS to start a 'letters' journal was W. J. Whelan who was Secretary General of FEBS in 1967 and who suggested to the FEBS Council in Oslo in July 1967 that FEBS should publish a journal like *Biochemical and Biophysical Research Communications*. There was considerable opposition and the Council, at its first



Fig. 5.3.3: FEBS Letters. Volume 100.

meeting in Oslo, in effect told Whelan that it would be impossible to collect an Editorial Board. He had two days in which to prove them wrong and succeeded in that time in enlisting the support of Hans Krebs, Fred Sanger and a number of others who were willing to serve as Editors. The first 'meeting' of Editors took place in Alex Pihl's house in Oslo, where his unfortunate lady had to provide the assembled company with only half-thawed-out smörebröd to sustain them. Anyway, the Council at its second meeting in Oslo was persuaded that there might be something in the idea of a letters journal and the Secretary General was detailed to seek the views of Constituent Societies, whose representatives at the Oslo Council Meetings had not been briefed on the idea.

Following discussions through the summer of 1967, and at the IUB Congress in Tokyo in that year, it became apparent that there was support in FEBS for such a journal and various publishers were approached. To the FEBS Publications Sub-Committee the best proposition was from North-Holland which was run at that time by Daan Frank and Bart van Tongeren. Their suggestion was that we should deviate from the *BBRC* format and have all papers retyped, their main argument being that at that time there was not sufficient typewriter 'hardware' in Europe to make direct reproduction of typescripts generally successful.

Because Bill Whelan left Europe towards the end of 1967 to take up an appointment in the USA, the task of Managing Editor of *FEBS Letters* fell to me, a position I held from 1968 until 1985. During this time the journal increased enormously in size from 491 pages in the second half of 1968 to 5550 pages in 1985. I was, of course, greatly assisted by the Editors who helped during those years. It would be invidious to mention any by name. However, I shall make one exception of Theodor Biicher who had at heart the idea of European biochemistry despite his somewhat Prussian outlook and entered into the spirit of a European enterprise. All helped enormously, largely because they were conscious of taking part in such an enterprise - to show that *European* biochemistry was a force to be reckoned with.



Figure 5.3.4: Early covers from *FEBS Letters*.

In those early days one way to persuade potential Editors to join *FEBS Letters* was by using them as referees and always remembering to acknowledge their reports with well-chosen picture postcards. One potential Editor agreed to join us because I promised to send him a picture postcard for every paper he dealt with, a promise I mostly kept.

We did not confine ourselves to publishing research papers but soon included short reviews, hypotheses, and discussion papers. These became the responsibility of Henry Arnstein who continues to run this very successful part of the journal. Another suggestion by Arnstein was that *FEBS Letters* should publish an annual Index of Biochemical Reviews. The first one of these appeared in 1973, covering the years 1971-1972, and the Index has appeared annually since that time. Over the years a number of supplements have appeared, the first in 1969 on Computing Techniques in Biochemistry was based on a FEBS Advanced Course organized by J.H. Ottaway in Edinburgh. Another supplement in February 1976, edited by Freddie Gutfreund, marked the centenary of the coining of the word 'enzyme' by Kühne and in 1980 Hans Kornberg put together a supplement to mark Hans Krebs' 80th birthday.

In October 1985 Giorgio Semenza took over from me as Managing Editor and the journal continues to flourish under his guidance.

Editors who served *FEBS Letters* between 1968 and 1988:

H.R. V. Arnstein, London, England
B.A. Askonas, London, England
M. Avron, Rehovot, Israel
E. Bock, Copenhagen, Denmark
T. Bücher, Munich, FRG
J .E. Celis, Aarhus, Denmark
P. Chambon, Strasbourg, France
B. Chance, Philadelphia, PA, USA
J .P .Changeux, Paris, France
F. Chapeville, Paris, France
P. Cohen, Dundee, Scotland
S. Cohen, London, England
S.P. Datta, London, England
P. L. Dutton, Philadelphia, USA
J .P .Ebel, Strasbourg, France
O.L. Farkas, Szeged, Hungary
H. Outfreund, Bristol, England
A.L. Haenni, Paris, France
J. Hanoune, Creteil, France

E. Helmreich, Würzburg, FRG
B. Hess, Dortmund, FRG
H. Holzer, Freiburg, FRG
S. Jard, Paris, France
N.K. Jerne, Basel, Switzerland
L.N. Johnson, Oxford, England
B. Keil, Paris, France
D.O. Knorre, Novosibirsk, USSR
J.R. Knowles, Cambridge, MA, USA
H.L. Kornberg, Leicester, England
A. Kotyk, Prague, Czechoslovakia
H.A. Krebs, Oxford, England
H.A. Lardy, Madison, WI, USA
L.F. Leloir, Buenos Aires, Argentina
B.O. Malmström, Göteborg, Sweden
A.P. Mathias, London, England
A.D. Mirzabekov, Moscow, USSR
Y. Nishizuka, Kobe, Japan
J. Nunez, Bicetre, France
Yu.A. Ovchinnikov, Moscow, USSR

5.3.3 An Appreciation of Professor S.P. Datta, Managing Editor of *FEBS Letters*, 1968-1985

H.R. V. Arnstein

To start and successfully develop a new scientific periodical of the highest quality is a formidable task and in this competitive world there are few recent examples of journals that have succeeded in achieving the same recognition by research workers as *FEBS Letters* in the short span of less than two decades. The success of *FEBS Letters* is no doubt due to several factors: the surge of activity that followed the foundation of the Federation of European Biochemical Societies in 1964, the support of many constituent Societies and individuals in the Federation, the ability of the publishers to achieve rapid publication without sacrificing style or quality of production, but above all the single-minded dedication, enthusiasm and hard work of the first Managing Editor, Prakash Datta, whose retirement from the post he has held since *FEBS Letters* was

launched in 1968 marks the end of an era. Fortunately, his wisdom and experience will not be completely lost to FEBS as he is continuing not only as Treasurer of the Federation but also as Honorary Chairman of the Editorial Board of FEBS Letters.

Having known Prakash Datta as a colleague and friend for more than 25 years and worked with him on the Committee of the Biochemical Society, on the Executive Committee of FEBS when I served as Secretary-General, and on the Editorial Board of FEBS Letters I am certain that neither FEBS nor FEBS Letters would have become so successful so quickly but for his contributions to both organizations. To assemble a distinguished FEBS Letters Editorial Board at the outset and to get it to function harmoniously was no mean achievement. Equally, to maintain and even improve the quality of the journal over the years required the kind of constant attention to both policy and detail for which only a few people are willing and able to find time and energy. The Managing Editor's workload has been perhaps ten times greater than that of anyone else on the Editorial Board, but somehow Prakash Datta has always managed to deal speedily with new manuscripts or papers sent to him as second editor. His efficiency in keeping manuscripts moving through the editorial channels always set a fine example. Another characteristic over the years has been his willingness to remain receptive to new ideas and thus the journal has continued to evolve. Unflappable in difficult situations, generous and always fair even under pressure, his decisions have invariably been constructive and to the point and his advice on matters great and small worth taking into consideration.



Figure 5.3.6: Celebrate covers from FEBS Letters.

As I contemplate what being an editor of FEBS Letters has meant to me, I recall with pleasure the various postcards that I, and others, received occasionally. These communications from the Managing Editor usually included some pertinent comments and greetings, which somehow seemed to arrive at moments when one's editorial morale might be flagging, for example as a result of an unusually large influx of manuscripts during the summer vacation when one would rather be on holiday than engaged in editing papers. This informality in running the journal was also evident at meetings of the Editorial Board, which were always relaxed, but efficiently organized and business-like. There is no doubt that this approach was very successful

in creating and maintaining a remarkable unity of purpose amongst editors and an atmosphere in which personal friendships flourished. I still feel that meetings of FEBS editors always have been very much like reunions of old friends.

This very brief account is intended as a tribute not a valediction since, as already mentioned, Prakash Datta will continue to remain closely associated with FEBS. In 1985, on the 21st Anniversary of the Federation, both FEBS and Mr FEBS are still going strong. Long may they continue to do so. London, November 30, 1985

FEBS Letters (1986) vol. 194, viii




Figure 5.3.7: More celebrate covers from FEBS Letters.

5.3.4 FEBS Letters: 30 Years



Editorial by G. Semenza

The first issue of FEBS Letters appeared in July 1968. Thirty years, it is said, is the bloom of age. It is also the age when one can look back to the past and, at the same time, plan for the future.

The beginnings of the Federation of European Biochemical Societies (FEBS) and of FEBS Letters have been described on earlier occasions [1-5], and I can do no better now. The journal has been a scientific success from the beginning, and subsequently a financial success, undoubtedly due to a number of reasons - not the least the all-pervasive spirit of European collaboration within FEBS itself. A prime example of this spirit was the Managing Editor, S. Prakash Datta, with his 'insatiable energy and enthusiasm', his far-sighted management and 'the way in which his engaging personality has made friends of everybody' (to use the words of W. Whelan [1]).

When I took over from Prakash (1986) I tried to follow his path [6], as I fully shared, and still share, his European spirit. Running this journal, we all know, is one of the ways of fostering biochemistry in Europe. But, as all Editors of a quality journal know all too well, we have to take, along with popular decisions, also unpopular and unpleasant ones: rejecting a paper is unpleasant both for us and for the authors - even if, *in principle*, everybody agrees with Beaumarchais that 'sans la liberté de blamer il n'existe pas d'éloge flatteur'.

FEBS Letters continues to thrive in all aspects, however imprecise each of these may individually be. The (often maligned, but always used) impact factor keeps increasing (Fig. 1) and, if corrected for the length of the papers, brings FEBS Letters at the level of J. Biol. Chem., i.e., ahead of most international biochemical and molecular-biological journals. Our citation half-life also is essentially the same as that of J. Biol. Chem. As compared to last year, we have stepped up four levels in the impact factor list of biochemical and biological periodicals. Other criteria also concur in showing that FEBS Letters is healthy: among others, we receive more and more papers, which unfortunately forces us to 'approve but not publish' even some sound papers. The journal cannot grow indefinitely in size and in costs!

Undoubtedly, among the reasons for our journal's success are: fast publication time (7.7 weeks, or 38.5 working days, date of dispatch minus the date of receipt of the manuscript, or its revised version, if applicable; Fig. 2); serious reviewing and editing processes, quality of printing, etc. Combining speed with quality is not an easy matter and it takes dedication and hard work of **all** parties involved: editors, secretaries, publishers, printers, etc. Last but not least, the co-operation of the authors is essential for a smooth operation; their manuscripts should not only be of good scientific quality, but also follow as closely as possible our 'Notes to authors' and conform to our editorial policy, as reported on cover page 2 of each issue.

Technically, also, we have improved the speed by which we reach our scientific audience. The Tables of Contents, Abstracts, and general information on our journal have now been available for some time cost-free via the Internet. This means that the abstracts of accepted papers are available approximately one week before publication, or 5-6 weeks after the date of receipt of the accepted manuscript.

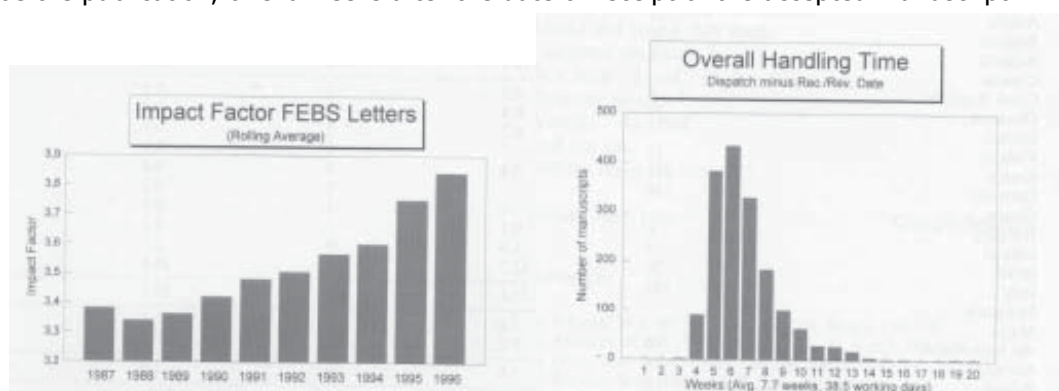


Figure 5.3.8: Overall publication time of all communications published in 1997 (volumes 400-420): date of dispatch from warehouse minus date of receipt of revised manuscript or first editor's date of receipt when no revision was involved. Average publication time: 38.5 working days; 7.7 weeks.

In addition, as of November 1997 the **full** text of FEBS Letters articles can be found in PDF. Access, however, is restricted to individuals working at organizations, which subscribe to FEBS Letters. This service is strictly for personal use. Still, we hope that you will find it useful. We have plans to develop this service further. As soon as it becomes technically feasible, this will be done. (2003, the most recent URL to this service is <http://www.elsevier.com/febs/show/>).

As indicated above, the *raison d'être* of FEBS is that of fostering biochemistry, particularly in Europe. A major goal is that of helping and promoting young biochemists. The income of FEBS, which is a 'charity', is generated essentially by its two journals, FEBS Letters and the European Journal of Biochemistry. It is used for fellowships, Advanced Courses, etc. In this spirit we try to be as co-operative as possible with authors and libraries alike; we levy no page charges, offer 50 free off-prints, ask no charge for half-tone figures; our charge for color reproduction is moderate, and so is whatever increase in subscription rate we may have to ask for. Consistently for the past thirty years, we have tried to be at the leading edge of modern biochemistry, which presently includes, for example, the borderline towards molecular and cell biology, and the impressive amount of biochemical and biological knowledge which total genome sequencing is making available. (Readers may have noticed that we have published both research letters and minireviews in this expanding area in 1997 and 1998.) Naturally, in doing so, we do not forget, and do not want to forget, the other areas of biochemistry.

We have the unique luck of living in an exciting period of unprecedented expansion and deepening of our knowledge in life sciences. Our journal - and all of us who invest so much time and effort into making it an efficient vehicle for disseminating some part of this fascinating knowledge - thank the authors who have actually generated it. They, indeed more than anyone else, deserve the credit for the success that FEBS Letters has been for the past thirty years and hopefully will be for the next 300!

Let me draw to a close by quoting an American poet, Steven Crane [7], who happened to be the granduncle of a respected biochemist:

*I saw a man pursuing the horizon;
round and round they sped.
I accosted the man.
'It is futile', I said,
'You can never -',
'You lie' -he cried
And ran on.*

Will we reach the horizon?

Zürich, June 1998

References

- [1] Whelan, W.J. (1974) FEBS Lett. 40, Suppl. 154-159.
- [2] Arnstein, H.R.V. (1974) FEBS Lett. 40, Suppl. 160-163.
- [3] Datta, S.P. (1974) FEBS Lett. 40, Suppl. 174.
- [4] Whelan, W.J. (1986) FEBS Lett. 194, v-vii.
- [5] Arnstein, H.R.V. (1986) FEBS Lett. 194, viii.
- [6] Semenza, G. (1986) FEBS Lett. 194, ix.
- [7] quoted by Crane, R.K. (1983) in 'Comprehensive Biochemistry' (Vol. 35), 'Personal Recollections, I' (Semenza. G.. Ed.) Elsevier, Amsterdam, pp.43-67.



Figure 5.3.9: Special Issues of FEBS Letters for the Meetings in 2000 and 2001.

5.3.5 A Good-bye And Best Wishes for the Next Millennium From the Managing Editor



Editorial by Giorgio Semenza

Dear readers, dear authors,

Having served as the Managing Editor of this journal for 14 years, I will soon pass this task over to Prof. Matti Saraste, EMBL, Heidelberg.

During these 14 years FEBS Letters has continued to proceed in the successful pathway initiated and developed in the 18 years since its conception, under the guidance of its founder and first Managing Editor, Prof. S.P. Datta. It is remarkable, in these years of hard competition (also among journals), that a publication can continue to be an increasing success for so long, as judged by various mutually agreeing criteria. The most recent impact factor of FEBS Letters that of 1998 shows yet a further increase: it is now 3.581. More and more manuscripts are being submitted to our journal - in 1999 there were approx. 3500 submissions. This has forced all our Editors to increase their rejection rate, which is now approx. 51%; we are sorry that sound pieces of work could not be published, but unfortunately the size of the journal, and its cost, cannot increase indefinitely. Many of us, in the process, have lost quite a few friends!

FEBS Letters' average publication time has been further reduced: it is now approx. 4.5 weeks, the production time at Elsevier being 3.5 weeks: The full text of accepted papers now appears in electronic form some 5 days after they have reached Elsevier.

In financial terms the journal has also been a success. It contributes very sizeably to the support of the fellowships, advanced courses etc. of FEBS, which is a charity, i.e. a non-profit making organisation. In this respect our journal has also contributed and is contributing to the education and support of young biochemists.

Clearly, the success of a journal is not - cannot be - the merit of one person alone. This is true for FEBS Letters also. The unflagging dedication and fairness of all Editors throughout the years, the friendly and efficient co-operation of our partners at Elsevier (Drs P. Jackson, R. van Charldorp, M. Tanke, B. van der Hoek and A. van der Werf - to name only those with whom we have had day-to-day contact), and the support of the FEBS officers, have been essential components in the success of the journal during 'my' years. But thanks are also due to all those who, in one capacity or another, are or have been associated with FEBS Letters, particularly to Dr J. Weber, whose dedication and knowledge have been essential in the operation of the Zurich editorial office. And, last but not least, the authors themselves must be thanked: it is the quality of their papers that has made the quality of the journal.

The present, decentralised mode of operation of FEBS Letters sets a heavy burden on each Editor's shoulders; it has reached (and probably surpassed) the limit reasonably compatible with other activities. My successor plans - as indicated on our web site already -to make changes in the mode of operation of the journal: I am sure that, under the guidance of Matti Saraste, FEBS Letters will thrive on and will continue to cope successfully with the mounting competition, including that of the solely electronic journals.

I am sure that the 1000 new years beginning Jan. 1st will witness further success of our, i.e. your, journal.

Zurich, Dec. 1999

FEBS Letters (1999) 464, 194

On July 14, 2000, the present Chairman of the Publications Committee, Willy Stalmans, had organized a fare-well party for Giorgio Semenza at the Birmingham Modern Museum. To return special thanks to Giorgio, he received the covers of two 'Very Special Issues' of FEBS Letters (Figs. 5.3.10 and 5.3.11).

5.3.6 FEBS Letters – Future Plans

Matti Saraste



Managing Editor from 2000- 2001

The following illustrates my first plans concerning *FEBS Letters*. In my view, the editorial operation needs to be changed in order to increase the impact factor further and to secure uniform standards such as similar rejection rates of all editors. The easiest way to implement these needs is to impose a central control on all manuscripts. In addition, the editing of manuscripts should become more transparent both to the editors and the readership of *FEBS Letters*.

The Journal. As before, *FEBS Letters* will publish research letters, mini-reviews and hypotheses that have the established format (default: five printed pages). An increasing number of mini-reviews will be solicited but spontaneous submission will also be accepted after a proper review. In the case of mini-reviews, other headings such as „Genomics“ can be used when appropriate. Colour printing in mini-reviews should be strongly encouraged and made free of charge. The journal will continue publication of book reviews. A new section „Correspondence“ could be included. This would include „Commentaries“ which are occasionally

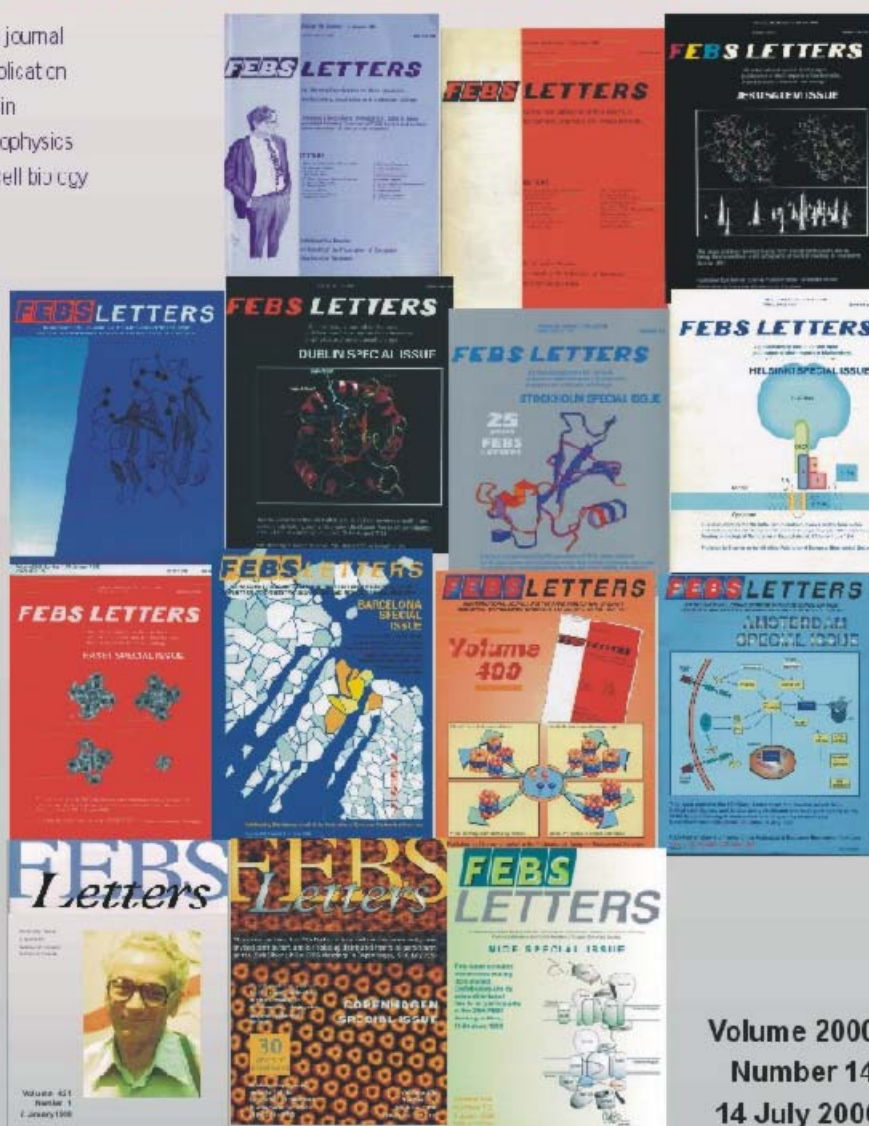


Figures 5.3.10 and 5.3.11 (over): 'Very Special Issues' of FEBS Letters dedicated to Giorgio Semenza at his retirement as Managing Editor of FEBS Letters.

FEBS *Letters*

VERY SPECIAL ISSUE

An international journal
for the rapid publication
of short reports in
biochemistry, biophysics
and molecular cell biology



**Volume 200
Number 14
14 July 2000**

published. The main purpose would be (1) to attract response to the research letters and reviews and (2) to provide a forum for short texts that do not represent proper mini-reviews or hypothesis letters (cf. „Scientific correspondence“ in *Nature*). The journal could also include a section for „FEBS News“ -information on courses, meetings, fellowships etc.

Electronic publishing creates new pressure for the clarity of titles and abstracts. The editors will be urged to pay attention to this matter.

New policies concerning the publication of nucleotide and protein sequences have to be implemented. DNA and RNA sequences will be published only when this is essential for the understanding of the results or discussion. Otherwise, they will be included as entries to databases or reference to a home page. A similar policy will apply to elaborate sequence alignments, assignment of NMR spectra and other voluminous material, which only needs to support the reviewing process.

Central Office. The main change is that the editorial handling of the manuscripts will be centralized for all submissions. The exception is the solicited reviews (see below) which will be handled by the editor who makes the invitation.

The central office at EMBL will carry out the first review of manuscripts. It will return about 20 % of the submitted papers to the authors giving policy reasons. The rest will be distributed to the editors and handled according to the current protocol. The individual editors maintain their right to accept papers alone. *The name of the editor will appear at the end of the printed paper.* At the current rate of submission, the office expects to receive about 3000 manuscripts per annum, or 60 per week. The screening and further processing of these manuscripts requires that the office has an Editorial Manager and a Secretarial Assistant. This staff and the Editor will evaluate the borderline manuscripts by searches in the electronic library and by local consultations, select the appropriate editors for further handling and forward the papers to them, carry out all initial correspondence with the authors, keep the central register of all manuscripts, have facilities for handling of electronic submissions, provide supplementary material („FEBS News“) for the journal and prepare press releases, monitor individual rejection rates and circulate this information among the editors. Note that the date of reception that will be printed is the date when the acting editor receives the manuscript.

Editorial Board. We shall need 20-24 editors with expertise in different fields of biochemistry, biophysics, molecular and cell biology for the handling of ca. 2500 manuscripts per annum. The central office will make an effort to distribute the manuscripts evenly and break any geographical or institutional liaisons (for instance, papers originating from the Eastern Europe will be mainly handled by editors in Western countries). New editors need to be recruited in the areas of molecular cell biology, signal transduction and nucleic acid/protein interactions, in particular.

Central office will be in charge of the minireview/hypothesis section with the help of the selected members of the Editorial Board. These editors are asked to organize thematic ensembles of reviews by invitation, and oversee the handling of spontaneous submissions in collaboration with the central office. A member of the Editorial Board, or an outside Guest Editor, will be appointed to assemble the annual Special Issue.

The individual rejection rates of the editors are currently very different. The central office will monitor these rates 3-4 times a year and distribute this information to all editors.

Heidelberg, June 17, 1999

Due to tragic circumstances, Matti Saraste deceased in March 2001, only two years after he had been appointed Managing Editor of *FEBS Letters*. At the same time, the EMBL at Heidelberg lost a brilliant scientist of its staff and *FEBS Letters* Editorial Board the encouraging successor of Giorgio Semenza.

5.3.7 FEBS Letters in the New Millenium



Felix Wieland

Managing Editor of FEBS Letters

Following Giorgio Semenza's retirement, Matti Saraste of the European Molecular Biology Laboratories (EMBL) in Heidelberg took over as the new managing editor of *FEBS Letters*. Matti introduced some profound changes in the way the journal was run. In order to distribute each editor's workload evenly and standardize the editorial process, he decided to centralize the submission system. This ensured that a manuscript was sent to the handling editor with the nearest area of expertise, rather than to the editor who was geographically closest to the submitting authors.

This new operation involved intensive screening of the manuscripts and therefore required the establishment of a professional full-time staff. The timely handling of manuscripts also enabled the centralized editorial office to return those papers not appropriate for publication in *FEBS Letters* directly to the authors within a few days. While it is too soon to see how these changes will influence the impact factor of the journal, the rejection rate has risen over the past few years. This indicates an even further improvement in the already high caliber of papers published in *FEBS Letters*.

After the tragic death of Matti Saraste in 2001, the central editorial office, staffed with two editorial assistants and a secretary, needed a new managing editor. Given that the editorial office had just moved from Zurich one and a half years earlier, the FEBS Publications Committee decided to keep the office in Heidelberg and appoint me as managing editor in June 2001. Staying in line with Matti's vision of the journal, we kept the basic structure of the centralized editorial office the same. We were, however, faced with a couple of technical challenges. As I am affiliated with the Biochemie-Zentrum Heidelberg (BZH), located on the University of Heidelberg's campus, the editorial office could no longer be housed at the EMBL. The EMBL administration was very supportive of *FEBS Letters* and I would like to thank them for not pressuring us to move until we found space at the university campus. We are also grateful to Professor Hans-Guenther Sonntag, Dean of Medical Faculty at the University of Heidelberg, for providing office space at the BZH. This enabled us to relocate the editorial office to the university in January 2003. Additionally, the composition of the editorial office staff has recently changed - Connie Lee, our assistant managing editor, accepted an offer to work as an editor of *EMBO-Journal* and we have hired Kara Bortone, a structural biochemist, to replace her. Together with our assistant editor Eva-Maria Emig and our editorial assistant Anne Mueller, *FEBS Letters* is further evolving by implementing a new electronic submission system. Currently we receive over 95% of our submissions electronically via e-mail, but we will begin using an automated submission system in the next few months. This customized system will further streamline the handling process between the central office, our editors and referees – thus providing our authors with the most professional, scholarly and high-speed peer review system possible.

Implementing this modern submission system will enable the editorial office to focus on new projects, thereby attracting cutting-edge science and further increasing the impact factor and attractiveness of the journal. One such project is an annual prize to be awarded for the best paper published in *FEBS Letters* by an outstanding young scientist. We have also started a new column entitled „Jeff's View“, in which Jeff

Schatz, a highly distinguished biochemist of international standing, contributes his thoughts on life science related issues. These contributions have been enthusiastically received and have sparked the discussion of scientific politics. Another focal point of the journal is our „special issues“, a concept which originated from the publication of talks given at the annual FEBS Congress. Under the supervision of Matti Saraste, the office began producing three to four special issues yearly, serving as a collection of reviews and papers on the latest developments in the biological sciences. As these issues are quite popular, we will continue publishing them along with the highest quality research papers and reviews - serving as a reflection of what the FEBS organization embodies.



Figure 5.4.1: Front page from the first issue of the FEBS Bulletin (April 1965).

5.4 FEBS Bulletin



Figure 5.4.2:
Jan Škoda.

For many years, **FEBS Bulletin** was used as an instrument to communicate information on FEBS activities, meetings of constituent Societies, and international meetings and courses, which were of interest to a broader readership among biochemists and molecular biologists. This Bulletin had been established by Prakash Datta and for many years was run by Professor **Jan Škoda** from the Institute of Organic Chemistry and Biochemistry, Czech Academy of Sciences. It was compiled and published in the form of a poster which was distributed twice yearly *via* the Societies. With the upcoming age of the Internet, the Bulletin was supplemented by a FEBS website, and more recently (in 2002), it has been replaced by the FEBS Newsletters.

FEBS The Federation of European Biochemical Societies Information Bulletin
Produced biannually in 35 000 copies

No. 69 April 2000

Second Circular now available

18th International Congress of Biochemistry and Molecular Biology

Beyond the genome: Understanding and exploiting molecules and cells in the third millennium

BIRMINGHAM UK
16-20 July 2000

Plenary Speakers:

- Suzanne Cory (Australia) • Anne Ephrussi (Germany) • Dirk Görlich (Germany)
- Luis Herrera-Estrella (Mexico) • George Poste (UK) • Stanley Prusiner (USA)
- Paul Sigler (USA) • J. Craig Venter (USA) • John Walker (UK)

| Registration fees – Pre 1 May 2000 | | After 1 May 2000 |
|--|------|------------------|
| University/Academic/ | | |
| Government institutions | £120 | £170 |
| Standard (non-academic) delegate | £240 | £290 |
| Young scientists* and students | £50 | £00 |
| *Young scientists – under 31 years of age at July 2000 | | |

Hurry – Register before 1 May 2000 for reduced fees!

Second and Final Circular
The second circular is now available.
To receive a copy, including information about speakers, registration, the Congress venue, poster presentations, grants, accommodation, travel, satellite meetings, social programme and trade exhibition contact:

18th IUBMB Congress
Biochemical Society, 59 Portland Place
London W1N 3AJ, UK
Tel: +44 171 580 5530, Fax: +44 171 637 7626
e-mail: info@iubmb2000.org

Full details available at: www.iubmb2000.org

MEETINGS OF CONSTITUENT SOCIETIES
The Biochemical Society, UK;

FEBS Advanced Courses 2000

Figure 5.4.3: Part of a recent FEBS Bulletin.

5.5 FEBS Website



A FEBS website was established already in 1995, and to this day it is kindly maintained by Professor Peter Ott, a member of the FEBS Publications Committee.

The website is regularly updated and publicizes information on FEBS and its organization; news on the Annual FEBS Congresses, Advanced Courses, job opportunities, collaborator events, and other venues. Also, FEBS Statutes and Guidelines are available here. The URL to the website is <http://www.febs.org>.

Figure 5.5.1: Webmaster Peter Ott.

The screenshot shows the homepage of the FEBS website. At the top left is the FEBS logo, a circular emblem with the acronym 'FEBS' in the center. To its right is the full name 'Federation of European Biochemical Societies'. Below the logo is a vertical navigation menu with buttons for 'Home', 'About FEBS', 'Site Map', 'Organization', 'Activities', 'FEBS Publications', 'Febs Newspages', 'E-Mail Registration', 'Become a Member', 'Statutes + Guidelines', and 'Recent Updates'. The 'About FEBS' button is highlighted. The main content area features a 'Next FEBS Congress' announcement for Brussels, Belgium, from 2-8 July 2003, accompanied by a photograph of a building. A text box below this provides background information on the organization's founding in 1954 and its membership. There are two 'FEBS Newsletter' links, one for the 4/2002 issue and another to register. Contact information for the FEBS Secretariat is provided, including the address at the Institute of Cancer Biology and Danish Centre for Human Genome Research in Copenhagen, Denmark, along with phone, fax, and email details. A disclaimer states that the pages are maintained on behalf of FEBS by Prof. Peter Ott. At the bottom, a large blue banner announces the 'SPECIAL FEBS 2003 second announcement Meeting on Signal Transduction' in Brussels, July 3-4, 2003, with a note that information is regularly updated and prevails over any other source.

Figure 5.5.2: Layout of the FEBS website (November 2002).

5.6 FEBS Newsletter

On top of the FEBS website, FEBS has a newsletter. The establishing and the aims of the **FEBS Newsletter** are well illustrated by an editorial in its first edition that appeared in April 2002.

5.6.1 Good News: FEBS NewsLetter



Editorial by Julio E. Celis

Secretary General of FEBS

Following a proposal by the Finnish Constituent Society, FEBS has created a NewsLetter to keep you informed on a regular basis (every second month) of current developments relevant to the wide variety of activities carried out by the organisation (<http://www.febs.org/>). When implemented in full, the NewsLetter will provide information on issues related to scientific activities in individual countries, about fellowships, exchange programmes, education, jobs, science and society, the career of young scientists, women in science, networking activities, collaborations with other organisations, as well as highlights from our Annual Meeting.

The NewsLetter will also serve as a forum for current discussions as to whether there is a need for Research Council of Europe in our area of involvement. The creation of the European Research Area by Philippe Busquin, Commissioner of Research of the European Union, is expected to have a major impact on the quality and competitiveness of research in Europe and accordingly, this first NewsLetter provides you with information concerning the launching of Framework Programme 6 (FP6). It is important to respond to the call for Expression of Interest (EoI) for the two main Instruments (i. e. Networks of Excellence and Integrated projects) as future calls will be based on the input they will receive.

In addition, this NewsLetter includes information about the European Life Science Forum, messages from the editors of our two journals, EJB and FEBS Letters, as well as a warm invitation from the Israeli organisers to participate in the 28th FEBS meeting that will take place in Istanbul, October 20-25, 2002. Finally, I encourage you to register in the FEBS website (http://febs.org./email_registration.asp), as this will ensure that you receive the NewsLetter regularly.

Please do not hesitate to contact us if you are interested in contributing to the NewsLetter (E-mail to: newsletter@febs.org). Finally, I would like to take this opportunity to thank Jes Forchhammer for preparing the first issue of the NewsLetter. Jes has worked for FEBS for a few months, but he is now ready to retire. We are grateful for his services and we wish him all the best in the years to come.

5.6.2 About FEBS NewsLetter and FEBS Information Platform



Camilla Krogh Lauritzen,

Information Manager,

FEBS Secretariat

I joined the FEBS Secretariat in Copenhagen on June 3 2002, in replacement of Professor Jes Forchhammer.

I have an interdisciplinary background that includes a MSc. in Molecular Biology and a B.A. in Communication, and experience within knowledge transfer and knowledge transfer management. Before joining FEBS, I worked within the R&D section of Novo Nordisk.

My responsibilities as FEBS Information Manager implies tasks related to the maintenance and on-going development of FEBS information Platform (the website and the newsletter), as well as tasks related to concepts like *Corporate Communication* and *Corporate Branding*.

Central to FEBS is to ensure the availability and usability of information of general interest and relevance to its many members of FEBS. In this context the FEBS NewsLetter, which I am the editor of, and the FEBS website managed by my good colleague (and collaboration partner) Peter Ott, plays a major role.

Like the FEBS website, the FEBS NewsLetter has as its objective to act as a forum for knowledge sharing and debate. As such, both the website and this newsletter aims to do more than 'just' keep its readers updated on various activities, highlights, career opportunities, up-coming events etc. Another aspect that the two elements in the FEBS Information Platform share, are that they highly welcome input from the members of FEBS. So, please feel welcome to address any questions or suggestions to the FEBS Information Platform to the FEBS Secretariat (secretariat@febs.org) or directly to me (camilla@febs.org).

FEBS NewsLetter is published every second Monday in every second month (starting January), and is available at FEBS website (<http://www.febs.org/News/News.htm>).

E-mail notifications including an URL to the relevant webpage are sent to members of FEBS, whose e-mail address are known to FEBS Secretariat.



September 2002 (3/2002)

| | |
|---|----|
| FEBS – Collaboration across countries..... | 2 |
| Highlights..... | 3 |
| Article: The 6th Framework Programme – a brief status..... | 3 |
| Article: The 28th FEBS Meeting | 4 |
| Article: Why should FEBS be concerned about women in science?..... | 5 |
| Scientific report on FEBS advanced course 01-11..... | 6 |
| Article: Some Reflexions on the Scientific Apparatus Recycling Scheme (SARS)..... | 7 |
| The Noticeboard..... | 8 |
| Opportunities..... | 9 |
| The WWW of up-coming events..... | 10 |
| FEBS Forum for Young Scientists—The programme for the 28th FEBS meeting..... | 11 |

Figure 5.6.1: First page of an edition of FEBS NewsLetter in 2002.

6 Educational and Other Activities of FEBS

6.1 FEBS Advanced Courses

6.1.1 Aims and Guidelines

As outlined by Henry Arnstein in his article „The first ten years of FEBS“ (chapter 1), the idea to organise FEBS Courses arose as early as in 1964. It was felt that FEBS should organize summer schools, which might serve not only to give advanced instruction in new techniques and other developments but also to bring together young biochemists from all over Europe and thus encourage future co-operation. The first chairman of the newly set up FEBS Summer Schools Committee became Henry Arnstein, and in fact the first summer school was held in 1965. Under Peter Campbell's chairmanship of the Summer Schools Committee, the number of summer schools increased from each two in 1966 and 1967 to usually four per year. Also, at his suggestion summer schools were renamed advanced courses, mainly because this description indicated more clearly that the courses were meant to be for postdoctoral biochemists and intending participants would thus find it easier to obtain travel grants from universities and other institutions.

While the early advanced courses had to be financed through generous support by a number of grant-giving institutions, it became possible after FEBS had an independent income from *FEBS Letters* and the *European Journal of Biochemistry*, not only to subsidize advanced courses, but also to set up a FEBS Youth Travel Fund which provides individual grants to young biochemists to help meet the ever-increasing travelling costs.

According to the FEBS Statutes, FEBS Advanced Courses are supervised by a FEBS Advanced Courses Committee, which is composed of the Chairman elected by Council, five members elected by Council and, ex officio with voting rights, the FEBS Secretary General and the FEBS Treasurer.

The duties of this Committee include:

1. To solicit proposals for FEBS Advanced Courses on relevant scientific topics in Biochemistry and Molecular Biology and in related scientific disciplines.
2. To consider proposals for Advanced Courses, to select suitable ones, and to arrange an annual programme of Advanced Courses within the total sum available for this activity.
3. To report, through the Executive Committee, to FEBS Council on the Courses arranged during the previous year and on their success.

The major aims of the FEBS Advanced Courses Programme are outlined in their Guidelines:

1. FEBS will support Advanced Courses, especially practical courses although lecture courses may also be supported, on relevant, current scientific topics in Biochemistry and Molecular Biology and in related scientific disciplines.
2. The Advanced Courses Committee welcomes suggestions from scientists willing to organize such Advanced Courses. FEBS will also co-sponsor courses that are supported by other grant-giving bodies.
3. The upper limit of a grant for any particular Course will be determined by FEBS Advanced Courses Committee in consultation with the FEBS Treasurer, within the total sum allocated by Council.
4. The attention of Course organizers is drawn to the possibility that students (under the age of 31) may apply for financial support from the FEBS Youth Travel Fund (YTF) to participate in a FEBS Course. The Course organizer(s) should select appropriate candidates for such support.

5. After approval, the Advanced Course grant is contingent on the Course Organiser(s) undertaking the following commitments: a scientific report on the Course **must** be sent to the Chairman of FEBS Advanced Courses Committee at the end of the Course; a financial account documenting the income and expenditure in connection with the Course **must** be sent to the FEBS Treasurer at the end of the Course.

Youth Travel Funds are only given in the context of courses. When applying for a course, the applicant must make it clear to the course organiser if he/she wishes to apply for such a grant. The Scheme for Administration of the Fund obeys the following rules:

1. The applicant should normally be a person who is a member of one of the FEBS Constituent Societies and who will be under the age of 31 years at the time of the Course. Money may be granted to biochemists and molecular biologists of developing countries within the FEBS area of interest.
2. Awards are only made to persons travelling from another Country to attend an Advanced Course sponsored or co-sponsored by FEBS. The Advanced Courses Committee will decide the maximum number of awards available at each Course.
3. The amount of the award is related to the distance in the European area between the applicant's place of work and the venue of the Course.
4. The awards are made by the Treasurer in consultation with the Course Organizer concerned who is asked to put the applications in order of priority and to make every effort to provide additional assistance out of his local budget.

The officers who chaired the Advanced Courses Committee during the past 40 years are shown in figure 6.1.1., and a list of the Committee members for the past 20 years, are listed in table 6.1.1. Details of the courses held since 1965 are presented in Annex 3.



Henry Arnstein
(1965 – 1967)



Peter Campbell
(1967 – 1970)



Max Gruber
(1970 – 1977)



Giorgio Bernardi
(1978 - 1986)



Horst Feldmann
(1987 – 1995)



Karel Wirtz
(1996 – 2004)

Figure 6.1.1: Chairmen of the FEBS Advanced Courses Committee.

Table 6.1.1 Members of the Advanced Courses Committee, since 1986

| | Place and Year of Appointment | From | To |
|---|--|-------------|-----------|
| Miguel A. de la Rosa (Spain) | Istanbul (2002) | 01.01.03 | 31.12.06 |
| Nesrin Kartal Özer (Turkey) | Istanbul (2002) | 01.01.03 | 31.12.06 |
| Jean-Luc Souciet (Strasbourg) | Lisbon (2001) | 01.01.02 | 31.12.05 |
| Karel Wirtz (Utrecht), Chairman | Lisbon (2001) | 01.01.02 | 31.12.04 |
| Knut-Jan Andersen (Bergen) | Birmingham (2000) | 01.01.01 | 31.12.04 |
| Wilhelm Ansorge (Heidelberg) | Nice (1999) | 01.01.00 | 31.12.03 |
| Jan Barciszewski (Poznan) | Nice (1999) | 01.01.00 | 31.12.03 |
| Karl Kuchler (Vienna) | Nice (1999) | 01.01.00 | 31.12.03 |
| Dimitrios Kyriakidis (Thessaloniki) | Nice (1999) | 01.01.00 | 31.12.03 |
| Karel Wirtz (Utrecht), Chairman | Copenhagen (1998) | 01.01.99 | 31.12.01 |
| Helena Santos | Copenhagen (1998) | 01.01.99 | 31.12.02 |
| Richard Giegé (Strasbourg) | Amsterdam (1997) | 01.01.98 | 31.12.01 |
| Sergio Papa (Bari) | Barcelona (1996) | 01.01.97 | 31.12.00 |
| Tomris Özben (Turkey) | Barcelona (1996) | 01.01.97 | 31.12.00 |
| Karel Wirtz (Utrecht), Chairman | Basel (1995) | 01.01.96 | 31.12.98 |
| Maciej Nalecz (Warsaw) | Basel (1995) | 01.01.96 | 31.12.99 |
| Balázs Sarkadi (Szeged) | Basel (1995) | 01.01.96 | 31.12.99 |
| Victor Small (Salzburg) | Basel (1995) | 01.01.96 | 31.12.99 |
| Orestes Tsolas (Ioannina) | Helsinki (1994) | 01.01.95 | 31.12.98 |
| Miguel Guerrero (Sevilla) | Stockholm (1993) | 01.01.94 | 31.12.97 |
| Ben De Kruijff (Utrecht) | Stockholm (1993) | 01.01.94 | 31.12.97 |
| Elmars Grens (Riga) | Dublin (1992) | 01.01.93 | 31.12.96 |
| Anne-Lise Haenni (Paris) | Dublin (1992) | 01.01.93 | 31.12.96 |
| Horst Feldmann (München), Chairman | Dublin (1992) | 01.01.93 | 31.12.95 |
| Sergio Papa (Bari) | Jerusalem (1991) | 01.01.92 | 31.12.95 |
| Karl Tryggvason (Helsinki) | Jerusalem (1991) | 01.01.92 | 31.12.95 |
| Anasthasios Evangelopoulos (Athens) | Budapest (1990) | 01.01.91 | 31.12.94 |
| Horst Feldmann (München), Chairman | Rome (1989) | 01.01.90 | 31.12.92 |
| Slobodan Barbaric (Zagreb) | Rome (1989) | 01.01.90 | 31.12.93 |
| Karel Wirtz (Utrecht) | Rome (1989) | 01.01.90 | 31.12.93 |
| Julio Celis (Aarhus) | Prague (1988) | 01.01.89 | 31.12.92 |
| Paulette Vignais (Grenoble) | Prague (1988) | 01.01.89 | 31.12.92 |
| Jürgen Lasch (Halle) | Ljubljana (1987) | 01.01.88 | 31.12.91 |
| Vittorio Sgaramella (Pavia) | Ljubljana (1987) | 01.01.88 | 31.12.91 |
| Horst Feldmann (München), Chairman | Berlin (1986) | 01.01.87 | 31.12.89 |
| Levi Kääriäinen (Helsinki) | Berlin (1986) | 01.01.87 | 31.12.90 |
| Günter Kreil (Salzburg) | Algarve (1985) | 01.01.86 | 31.12.89 |
| Costas Sekeris (Athens) | Algarve (1985) | 01.01.86 | 31.12.89 |
| Giorgio Semenza (Zürich) | Moscow (1984) | 01.01.85 | 31.12.88 |
| Antonio Xavier (Lissabon) | Moscow (1984) | 01.01.85 | 31.12.88 |

6.1.2 FEBS Advanced Courses - Personal Views of Two Chairmen

Horst Feldmann, München

Chairman of FEBS Advanced Courses Committee, 1987-1995



The four articles memorizing the 10th, 20th and 25th anniversaries offer an exciting view of the first years after foundation of the Federation of European Biochemical Societies in 1964 as well as its activities and achievements during the years to follow, underlining the importance and merits of an organisation like FEBS in the concert of international efforts „to advance research and education in the science of biochemistry and molecular biology“.

Asking myself why it was the early sixties FEBS came into existence, I reckon that this was exactly the period after the war, when young scientists in Europe, many of them having just finished their academic education or having started a research career, sought a forum to establish contacts with their colleagues from other European countries. Thus, it was a far-sighted decision and a rewarding initiative of the founders of FEBS in setting up an organisation to promote co-operation among European biochemists, by organizing annual meetings and fostering advanced courses that would not only serve to provide training in new experimental strategies but also to bring together young biochemists from all over Europe. Clearly, this concept was to bear fruit: it provided an excellent opportunity among young researchers to exchange their ideas and views, both in scientific and in political terms. I think that scientists have contributed a great deal to overcome national barriers, at a time to build contacts between people from 'Western' and 'Eastern' countries, and to promote the idea of a European Union. I even dare say that in this respect scientists were even ahead of the current political developments.

I became aware of FEBS through their early meetings held in Warsaw, Oslo and Prague. They provided excellent opportunities for a 'beginner' to follow novel developments in biochemistry and molecular biology and to present his own results in short talks. In the years to follow, I had to build up my own research group. I was engaged in educational and organisational duties at our institute and our faculty. As a good compensation, I became involved in the organisation of many national and international meetings and courses. During this time, it was largely impossible for me, also for financial constraints, to attend too many general meetings. Rather participation in specialized venues had to have a preference.

In 1983, I was fortunate to be nominated by the Gesellschaft für Biologische Chemie for membership in the Advanced Courses Committee (ACC) of FEBS. The chairman of the ACC at that time was Giorgio Bernardi, who had taken over from Max Gruber in 1978. Giorgio succeeded in continuously raising the number of courses held per year from only a few in the beginning to more than a dozen, before he had to retire in 1986.

Being elected chairman of the ACC by Council in 1986 and starting in 1987, I was lucky to work with a Committee the members of which were enthusiastic in contacting colleagues from all over Europe, who would be willing to run a FEBS Course. Though the funds for FEBS Courses were raised to 1 Mio Deutsche Mark per annum, we had to set certain limits for the amount of money given as a support to each course. So it was highly appreciated if organizers were able to invite co-sponsorship from other grant giving institutions. One particular advantage of running a FEBS Course, however, was that **Youth Travel Grants** were provided to assist attendance at these by younger scientists. As half of the FEBS Courses budget was designed for this purpose, up to 25% of the participants in a lecture course and all of the participants in a practical course could profit from this type of support. In accordance with FEBS' general policy, fellowships



Figure 6.1.2: ACC Meeting, Athens 1990. From left to right, around the table: Costas Sekeris, Horst Feldmann, John Mowbray, Vittorio Sgaramella, Levi Kääräinen, Julio Celis, Paulette Vignais, Jürgen Lasch.



Figure 6.1.3: ACC Meeting, Athens 1991. From left to right: Jürgen Lasch, Horst Feldmann, Thanos Evangelopoulos, Karel Wirtz, Julio Celis, Slobodan Barbaric, Vittorio Sgaramella, Paulette Vignais, John Mowbray.

were preferably awarded to young scientists from Eastern European countries, who otherwise would have had little chance to receive funds from their national institutions. Another aspect connected to this issue is that the ACC sought to invite colleagues from these countries to organize FEBS Courses at their home institutions, an encouragement that in fact paid out successfully.

During my time as chairman, the ACC consisted of ten members: eight colleagues from different Constituent Societies as well as the FEBS Secretary General and the FEBS Treasurer. This arrangement has been kept since, but fortunately more colleagues from former Eastern countries are members of the ACC now. The ACC meets twice a year, normally during a weekend to reduce travel costs, one of the members hosting the others at his/her home institution. The evaluation of the applications though simplified by circulating them to the members of the committee well in advance and decision making usually take one and a half days. Overriding criteria for approval are significance and timeliness of the topic and a well-balanced budget. In recent years, the ACC received enough applications to sort out inappropriate ones. Priority was given to practical courses, because the committee felt that this type of venue would be of greatest benefit to young researchers who had no other opportunities to experience

novel laboratory techniques or to learn techniques, which they wanted to apply in new projects. Thus the practical courses complete the intentions of the FEBS fellowships' programme. In 1995, for example, the ratio of practical to lecture courses could be raised to 12 out of 17. Indeed, some of the practical courses were so successful that the organizers and the ACC decided to repeat them, sometimes in a series in subsequent years. I gratefully recollect that for one particular course the organizers repeatedly undertook to transfer all special equipment and instruments needed for this course to a place that had no supplies of this kind. The significance of the Advanced Courses Programme is also documented by the fact that students themselves, the Young Scientists movement, took the initiative to organize a successful series of courses entitled 'Young Scientists view of molecular biology and biotechnology'. Personally, I am most



grateful to FEBS that they have supported the Spetses Summer Schools on Molecular Biology from 1983 to 1995 in a co-sponsorship with NATO and EMBO, and have decided to give full financial aid to these well-known venues together with EMBO from 1996 onwards.

Figure 6.1.4: ACC Meeting Athens 1991. From left to right: John Mowbray, Horst Feldmann, Julio Celis, Slobodan Barbaric, Thanos Evangelopoulos, Jürgen Lasch, Vittorio Sgaramella, Paulette Vignais, Karel Wirtz.

Fig. 6.1.5: ACC Meeting Paris 1992. From left to right, around the table: Thanos Evangelopoulos, Paulette Vignais, Sergio Papa, Horst Feldmann, John Mowbray, Karel Wirtz, Slobodan Barbaric, Julio Celis, Karel Tryggvason.



Figure 6.1.6: ACC Meeting, Amsterdam 1992. From left to right, around the table: Paulette Vignais, Horst Feldmann, Julio Celis, Karel Wirtz, Thanos Evangelopoulos, Sergio Papa, Slobodan Barbaric, Vito Turk, John Mowbray, Karl Tryggvason.

Figure 6.1.7: ACC Meeting, Amsterdam 1992. On a sailing tour on the Ysselmeer. From left to right: Julio Celis, Horst Feldmann, John Mowbray, Slobodan Barbaric, Vito turk, Paulette Vignais, Thanos Evangelopoulos.





Figure 6.1.8. Participants of the FEBS Lecture Course 94-14 in Ascona, February 1994: The Young Scientist's View of Molecular Biotechnology.



The photographs to follow show the participants of some of the successfully repeated FEBS Courses run during my time.

Figure 6.1.9. Participants of the Spetses Summer School 'Mechanisms in Eukaryotic Gene Regulation', 1992 (FEBS Course 92-08).

I am thankful to FEBS that they offered me an opportunity to work for the Advanced Courses Programme. The years in FEBS were always exciting and enjoyable. I was glad to meet and to work with so many nice and enthusiastic colleagues from so many different countries, above all the members of the Executive and the Advanced Courses Committees, but not to forget, the organizers of the FEBS Courses and the numerous student participants at courses which I had a chance to attend. I vividly remember the splendid atmosphere at the Committee meetings governed by hospitality and friendship and many exhilarating episodes that occurred at these occasions.

In a way, I miss all these activities, but I am grateful that despite my retirement I have an opportunity to keep contact with the friends from my time at FEBS. It is a pleasant feeling to know that the ACC is in best hands with my successor, Karel Wirtz from the University of Utrecht.



Figure 6.1.10: Participants of the Spetses Summer School 'Mechanisms in Eukaryotic Gene Regulation', 1996 (FEBS Course 96-04).



Figure 6.1.11: FEBS Course on Yeast Genetics and Molecular Biology, Strasbourg 1999.

Karel Wirtz, Utrecht

Chairman of FEBS Advanced Courses Committee



It was Laurens van Deenen, Secretary General of FEBS during the period 1975 - 1977, who suggested to the Netherlands Society for Biochemistry that I be put forward as a candidate for the ACC. Elected at the Council meeting in Rome (1989) I became a member of this committee in 1990. From the very beginning I liked the jovial atmosphere of the committee and the high standards set by the chairman Horst Feldmann. He was meticulous in dealing with the various proposals and made absolutely sure that each year the courses programme was attractive for a wide spectrum of young researchers. For me it was a great opportunity to make a contribution to the success of the FEBS Advanced Courses program. It also gave me a chance to make the committee members familiar with the capricious nature of Dutch wind and water. Having been asked to organize an ACC meeting in Amsterdam a 60-foot sailing barge of the early 1900's was chartered. This ship offered a bunk for each member and a spacious room under deck where we could discuss and review the applications. Arrived on Friday late afternoon we sailed from Amsterdam harbour the next morning to cross the IJsselmeer. During an 8-hours sailing trip we finished the agenda while a two-men crew made sure we reached the port of Hoorn at the north side of this large body of water. On Sunday morning we had to hoist the sails again to return to Amsterdam. On our way back, - the wind had picked up to force 7 while heavy showers tested our endurance- Horst being in the kitchen to prepare lunch, lost his balance to become encased knee-deep in macaroni. Somehow he still managed to produce a tasty meal.



Figure 6.1.12: ACC Meeting, 9 May 1998. (A) Dinner in Amsterdam before 'embarking'. From left to right around the table: Maciej Nalecz, Karel Wirtz, Tomris Özben, Balasz Sakardi, Sergio Papa, Richard Giegé, Vic Small, John Mowbray.



Figure 6.1.13: ACC Meeting, 9 May 1998. (B) The Committee on the floating hotel 'Moehe Zorn'. First row (from left to right): Richard Giegé, Maciej Nalecz, Tomris Özben, Orestes Tsolas; second row: Albert Norrland, Karel Wirtz, Balasz Sakardi; third row: Sergio papa, John Mowbray.

After a long day of hard work having finally reached Amsterdam, just before disembarking one committee member came crashing down on the slippery deck and severely damaged his rib cage.



Figure 6.1.14: ACC Meeting, Amsterdam 29 April 2000. (A) Ready to embark. From left to right: Jan Barciszewski, John Mowbray, Tomris Özben,



Figure 6.1.15: ACC Meeting, Amsterdam 29 April 2000. (B) Dinner at Hoorn at the end of the day. From left to right, around the table: Richard Giegé, John Mowbray, Karel Wirtz, Karl Kuchler, Jan Barciszewski, Dimitris

Although some may have thought that I put the committee unnecessarily in harm's way this hapless event was not held against me as the Executive Committee accepted my candidacy to succeed Horst as the Chairman of ACC. Unanimously elected by council in Basel (1995) I began my chairmanship in 1996 facing the challenging task to meet the high standards set by my predecessor. With the indispensable help and input of the seven-member ACC we have succeeded in continuing to organize an attractive and varied lecture and practical courses programme during the first two periods of my chairmanship (1996-2001). An important development was the approval by council in Birmingham (2000) that the maximum grant for a practical course be raised to Euro 35,000 (formerly Euro 30,500) and for a lecture course to Euro 28,000 (formerly Euro 25,500). In total the council approved an increase in the annual Advanced Courses budget to Euro 635,000 (formerly Euro 510,000). In line with the recommendation of the FEBS Working Group on Central and Eastern Europe the

council also approved an additional budget of Euro 100,000 to organize annually two practical courses in that region for the express purpose to transfer knowledge and advanced technology to local young researchers. An attractive feature of this new initiative is that the course organizers may include in their budget a request for special equipment up to Euro 20,000. As the organizers are allowed to keep this equipment FEBS in its own modest way also helps to upgrade the infrastructure of institutes giving these courses.

In 1997 a special FEBS Meeting on the topic 'Cell Signalling Mechanisms' was held in Amsterdam. This meeting was highly successful both in the number of participants (a total of 1330 with 500 persons under the age of 31), the way the participants contributed to the programme (all afternoon sessions consisted of mainly selected oral presentations) and financially in that the FEBS grant of Euro 50,000 was refunded in full. As chairman of this meeting I strongly believe that special meetings are bound to be successful as long as the topics are carefully selected and only the best people in the field are invited as lecturers. It was, therefore, gratifying that the council in Lisbon (2001) approved a proposal of the Netherlands Society for Biochemistry and Molecular Biology that in addition to the annual FEBS meeting, 1-2 special meetings/workshops can be organized under the auspices of FEBS. Assuming that these meetings will be financially sound, the budget of Euro 100,000 approved by council, will be most likely used for FEBS Youth Travel grants.

Given the sound financial status of FEBS it is of great importance that funds have been made generously available by council to the Advanced Courses programme so that young motivated researchers can optimally develop their talents and become a member of the global scientific family. It is highly rewarding to have the opportunity as chairman of the ACC to help realize these high goals.

6.2 FEBS Fellowships

6.2.1 General Aims and Programmes

The FEBS Fellowships programme started in 1979, originally aimed at supporting short-term visits (up to three months) by members of any FEBS Constituent Society to laboratories in another FEBS member country for the purpose of carrying out experiments with special techniques or other forms of scientific collaboration or advanced training, and especially to support developments arising at short notice.

The programme is administered by the Fellowships Officer (later renamed Committee Chairman) assisted by a Fellowships Committee composed of five members elected by Council and, ex officio with voting rights, the FEBS Secretary General and the FEBS Treasurer.



Guy Dirheimer (1979-1983) Carlos Gancedo (1984-1992) Israel Pecht (1993-2001) Maciej Nalecz (2002 -)

Figure 6.2.1: Chairmen of the Fellowships Committee.

The first Fellowships Officer was G. Dirheimer (1979-1983) under whom the programme got off to a good start and became very successful. In the course of five years 200 fellowships were granted out of 298 requested. All FEBS member countries have received or sent fellows, or both. Most of these fellows have been young scientists with a PhD degree and they have been very appreciative in their reports and grateful for the opportunity their fellowship gave them. In 1983, Council decided that fellowships should not be awarded to undergraduate students or those just starting research (a PhD degree or a publication in a peer-reviewed international journal is a prerequisite), nor were senior scientists eligible.

In the years to follow, and thanks to the prospering income of FEBS, the Fellowships programme could be developed. At present, three types of fellowships are available – short-term fellowships, long-term fellowships, and summer fellowships – for which the FEBS Statutes define general and specific guidelines.

Generally, FEBS Fellowships are intended to allow members of a FEBS Constituent Society (except for Summer Fellowships) to work in a laboratory in a different FEBS country from that in which the Fellow normally resides or works. Applications from developing countries in the FEBS area of interest may be considered but full funding of the travel costs may not be given. Applicants (except those for Summer Fellowships) should have been a member of a FEBS Constituent Society for at least one year and have a PhD or be an author of at least one publication in an international scientific journal. Applications from senior scientists will not be considered. FEBS Fellowships may not be used to complement another fellowship. No grant will be given by FEBS to the institute receiving the Fellow to cover research costs or bench fees. FEBS does not recognise recipients of its Fellowships as agents or employees and accepts no liability for their actions and activities, or for their health and safety. It is the responsibility of the Fellow to ascertain that the host institute is fully covered by the appropriate insurances. Medical and travel insurance are not provided by FEBS.

Table 6.2.1. Members of the Fellowships Committee, 1984- 2003

| | Place and Year of Appointment | From | To |
|--|--|-------------|-----------|
| Arnoud Ducruix (Paris) | Istanbul (2002) | 01.01.03 | 31.12.06 |
| Jaak Järv (Tartu) | Lisbon (2001) | 01.01.03 | 31.12.06 |
| Alexey Bogdanov (Moscow) | Lisbon (2001) | 01.01.02 | 31.12.05 |
| Maciej Nalecz (Warsaw) Chairman | Lisbon (2001) | 01.01.02 | 31.12.05 |
| Alberto di Donato (Naples) | Nice (1999) | 01.01.00 | 31.12.03 |
| Ferdinand Hucho (Berlin) | Nice (1999) | 01.01.00 | 31.12.03 |
| Israel Pecht (Rehovot) Chairman | Copenhagen (1998) | 01.01.99 | 31.12.01 |
| Ingolf Figved Nes (Norway) | Copenhagen (1998) | 01.01.99 | 31.12.02 |
| André Sentenac (Gif-sur-Yvette) | Amsterdam (1997) | 01.01.98 | 31.12.01 |
| Vincenzo Bocchini (Naples) | Basel (1995) | 01.01.96 | 31.12.99 |
| Magnus Ingelmann-Sundberg (Stockholm) | Basel (1995) | 01.01.96 | 31.12.99 |
| Israel Pecht (Rehovot) Chairman | Basel (1995) | 01.01.96 | 31.12.98 |
| Joachim Seelig (Basle) | Helsinki (1994) | 01.01.95 | 31.12.98 |
| Sylvain Blanquet (Palaiseau) | Stockholm (1993) | 01.01.94 | 31.12.97 |
| Israel Pecht (Rehovot) Chairman | Dublin (1992) | 01.01.93 | 31.12.95 |
| Gudmundur Eggertsson (Reyjavik) | Jerusalem (1991) | 01.01.92 | 31.12.95 |
| W.V. Shaw (Leicester) | Jerusalem (1991) | 01.01.92 | 31.12.95 |
| C. Bron (Switzerland) | Budapest (1990) | 01.01.91 | 31.12.94 |
| Anna Farago (Spain) | Rome (1989) | 01.01.90 | 31.12.93 |
| Carlos Gancedo (Madrid), Chairman | Rome (1989) | 01.01.90 | 31.12.92 |
| Walter Fiers (Gent) | Ljubljana (1987) | 01.01.88 | 31.12.91 |
| Israel Pecht (Rehovot) | Ljubljana (1987) | 01.01.88 | 31.12.91 |
| Carlos Gancedo (Madrid), Chairman | Berlin (1986) | 01.01.87 | 31.12.89 |
| R.H. Burdon (Glasgow) | Berlin (1986) | 01.01.87 | 31.12.90 |
| Ferdinando Palmieri (Italy) | Algarve (1985) | 01.01.86 | 31.12.89 |
| Erhard Wintersberger (Vienna) | Brussels (1983) | 01.01.84 | 31.12.87 |
| A. Fargo (Hungary) | Brussels (1983) | 01.01.84 | 31.12.87 |
| Carlos Gancedo (Madrid), Chairman | Brussels (1983) | 01.01.84 | 31.12.86 |

FEBS Short-Term Fellowships are for short-term visits (not longer than two or, in exceptional cases, three months), for the purpose of scientific collaboration, advanced training or employing techniques not available at the usual place of work; they are not awarded for attendance at courses, symposia, meetings or congresses. Travel costs will provide for a second-class rail fare or an economy flight if the rail journey exceeds 18 hrs.

FEBS Long-Term Fellowships are intended to support one-year visits for the purpose of advanced training, usually post-doctoral research. These Fellowships may be renewed for up to further two years. The amount of the Fellowship will depend on the cost of living in the host country and will include travelling expenses. Family assistance may also be provided, the amount of which shall be determined in consultation with the Treasurer. Candidates should normally be less than 35-years old.

In conjunction with the long-term Fellowships programme, a Fellowship Follow-up Research Fund has been installed. The aim of this Fund is to help young scientists who have been recipients of a FEBS Long-Term Fellowship to start work on return to their country of origin. The award will provide a single sum of

money which may be used to buy small pieces of equipment and specific consumable items but not to provide a salary or to defray travel, conference, publication or similar expenses. The maximum amount awarded will be determined in consultation with the FEBS Treasurer.

FEBS Summer Fellowships are intended to provide experience to young promising students in an institution within the FEBS area visiting a country different from that where the applicant studies. The total amount of money allocated for each Fellowship will be determined by FEBS Fellowships Committee in consultation with the FEBS Treasurer. The applicants should have been working or studying during the preceding year in a university or similar institution in the FEBS area and should usually not be older than 26 at the time of application.

During recent years, a new initiative called „Collaborative Experimental Scholarships for Central and Eastern Europe“ came into existence. These scholarships are restricted to students engaged in research for a doctoral thesis in the currently depressed economies of Central and Eastern Europe. Their aim is to support short visits to well-founded laboratories in Western Europe for the purpose of carrying out experimental procedures which would be impossible in the student’s home country because of lack of resources. Applicants should be a member of a FEBS Constituent Society. These Scholarships are for several short-term visits (normally not longer than two or three months), for the purpose of scientific collaboration, advanced training or employing techniques not available at the usual place of work. It is expected that there will not normally be more than two visits, at least one year apart, during the period of research for a thesis. Students who have been in receipt of a FEBS Summer Fellowship may be restricted to one further visit to the Western laboratory. The Scholarships are intended to cover travel and subsistence costs for the student only; expenses incurred by dependants are not provided for. Travel costs will provide for a second-class rail fare or an economy flight.

6.2.2 The FEBS Fellowships Committee in the Period 1983-1992



Carlos Gancedo

Past Chairman of the Fellowships Committee

I left the FEBS Fellowships Committee more than ten years ago. As such, now is not the time to do a balance of the work of the Committee - something that Council did in each of its meetings -, but instead the time to remember some developments that took place during my time as Chairman of the Committee. Developments that may be deemed of some historical value in a moment of accelerated forgetfulness.

At the time I took the office, the financial situation of FEBS was becoming solidly established thanks to the success of its publications *European Journal of Biochemistry* and *FEBS Letters*; this situation allowed to consider an increase of the money earmarked for Fellowships. At that time only the Short-term Fellowships existed. These fellowships allowed the travel of young scientist to a foreign laboratory to learn a new technique, or to perform experiments that could not be done in their own laboratory. The importance of these fellowships in a Europe, in which many scientists were unable to get funding to travel abroad, cannot be overemphasized. Moreover the fact of the fellowships being allocated by a scientific supranational body, in which Eastern and Western countries were represented, made it impossible to invoke obscure political motivations against them. Perhaps the young scientists of today are facing other types of problems, and may find it difficult to imagine this situation; however it existed not so long ago.

The increase in the number of fellowships required certain uniformity in the presentation of the applications. This was achieved by the use of a standard application form and a deeper involvement of the members of the Committee in the evaluation of the applications and the final decision. A smooth review process was established in which in general every application was judged by two members of the Committee and the decision taken after not more than two months; remember that at that time no electronic mail was available and that fax machines only began their expansion and were used only in special cases. The increase in activity of the Fellowships Committee was well received among the FEBS Membership and a steady increase of the number and quality of applications began. Keeping always in mind the quality of the applications, the Committee made a special effort to favour applications of countries with severe difficulties to fund the travel of their scientists. Also a small number of fellowships went to countries, which without being members of FEBS, were considered an area of interest of the Federation. A look at the minutes of the different Council meetings, where the activities of the Committee were presented, reveals this non-written policy.

The health of the FEBS finances and the input of ideas of the FEBS Treasurer, Prakash Datta, made the Committee consider the launching of a new type of fellowships that became an immediate success, the Long-Term Fellowships. A small number in the beginning, their number increased progressively in the next years and also their characteristics and endowment made them increasingly attractive. All Committee members were involved in the final decision of the awards and the discussions to this end were always courteous and scientifically fruitful.

Another idea of Prakash' were the Summer Fellowships aimed at students who were either starting their projects or considering to start one. These fellowships allowed these students to grasp how science was made in laboratories different from their own at an important time in their careers.

My task during this time was facilitated by the work of the different members of the Committee who with their personal involvement made a smooth functioning of it possible. If there is some credit for the work of these years they deserve most of it. As Chairman of the Fellowships Committee I took part in the meetings of the Executive Committee where an interesting interaction with members of other Committees took place. For our Committee it was particularly important to interact with the Advanced Courses Committee to examine topics of current interest and ideas about future developments in a time of great change in Biochemistry.

Looking back from a personal perspective I see my time of service in the Fellowships Committee as one that enriched my experience and that allowed me to be in touch with different aspects of science activities. I hope that the European biochemical community could see also this time as one that resulted in the benefit of the FEBS members.

Carlos Gancedo, Madrid February 2003

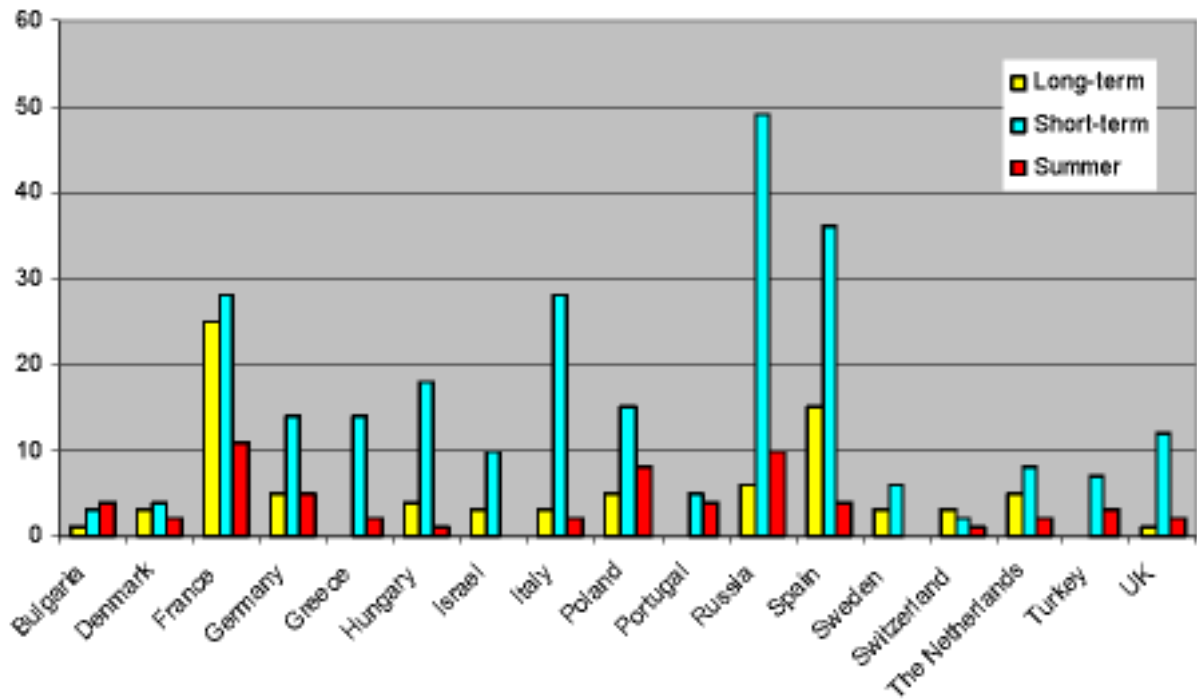


Figure 6.2.2: FEBS Fellowships, 1993 - 2001.

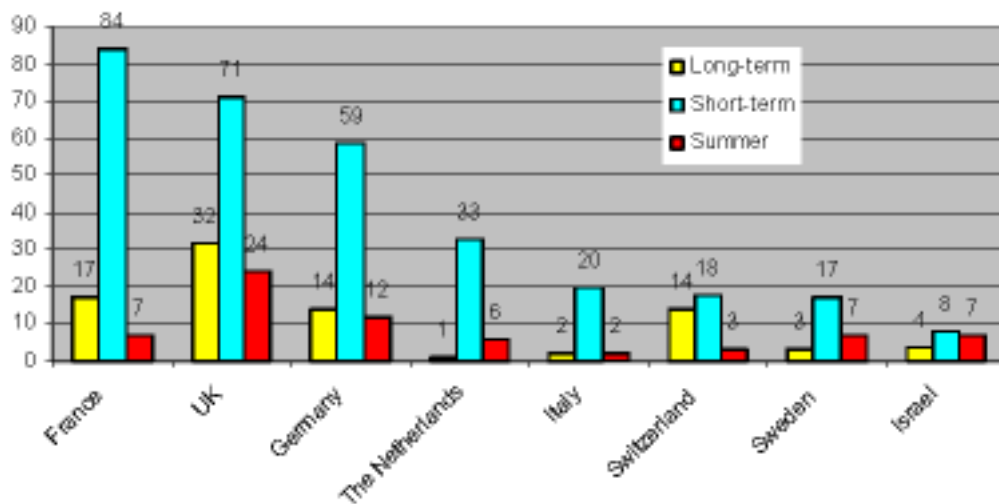


Figure 6.2.3: Host countries for FEBS Fellowships, 1993 - 2001.

6.3 The Scientific Apparatus Recycling Scheme (SARS)

The aim of the Scientific Apparatus Recycling Scheme (SARS), initiated in 1990 is to take reliable apparatus and scientific journals donated by active laboratories as surplus to requirements and transfer them to laboratories in countries which are less well equipped and which face problems in acquiring research materials at current prices. The collected apparatus, in working order, is offered at regular intervals via lists sent to FEBS Constituent Societies. Orders for items in these catalogues are dispatched free-of-charge in batches to the Societies concerned. Since 1992 batches of equipment and journals have been sent to Hungary, Poland, Romania, Lithuania, Bulgaria, Czech Republic, Latvia, Ukraine and Russia, and when other Central and East European countries became members of FEBS these were included (Tab. 6.3.1). Some items, which are not in demand by European countries, have been sent with financial support from the Nuffield Foundation to African countries, which are even less well equipped (Tab. 6.3.2).

6.3.1 The Scientific Apparatus Recycling Scheme (SARS)



Peter N. Campbell,
University College London

I have for long during my career as a teacher and researcher been obsessed by the waste of experimental apparatus in our laboratories. I know that others have shared that view both here in the UK and also in the USA where my friends have often expressed their dismay. Perhaps these thoughts are uppermost in the minds of the older generation that started doing their research just after the war in 1946 when we had little apparatus. I recall that as we got new equipment we used to show it to our foreign visitors even before we spoke about our research.

Table 6.3.1: SARS loads from 1992 to March 2002

| Receiving | | |
|------------------|-------------------|--------------------------------------|
| Society | Amount (£) | |
| Armenia | 6 464 | INTAS* paid 3 257 |
| Bulgaria | 3 691 | |
| Croatia | 4 937 | |
| Cyprus | 348 | |
| Czech Republic | 3 968 | |
| Estonia | 4 110 | one load costing 1734 did not arrive |
| Georgia | 4 030 | INTAS paid 1 232 |
| Hungary | 1 181 | |
| Latvia | 4 611 | |
| Lithuania | 25 942 | |
| Macedonia | 5 003 | |
| Moldova | 7 089 | INTAS paid 1 862 |
| Poland | 3 324 | |
| Romania | 22 139 | |
| Russia | 17 478 | INTAS paid 6 884 |
| Slovakia | 5 917 | |
| Slovenia | 1 219 | |
| Turkey | 5 985 | |
| Ukraine | 20 284 | INTAS paid 595 |
| Total | 147 720 | EUR 240 000 |

* INTAS is short for „International Association for the promotion of co-operation with scientists from the New Independent States of the former Soviet Union“. In summary, it is an independent association that promotes international scientific cooperation between scientists of its Member states and of the New Independent States (NIS). INTAS comprises 30 member States and 12 partners in the NIS.

In part the reason for the presence in our departments of apparatus which has not been used for a long time is the way people apply for grants to do their research. The procedure is to ask for as much apparatus as you think you can justify to the grants committee; you do not scour the department to see if you could make do with the equipment that is lying in the stores unused.

In 1989 I was invited to attend the Annual General Meeting of the Turkish Biochemical Society. I arrived in Ankara in mid November to find the weather unusually cold. I travelled by coach on a 400Km journey to Antalya where the meeting was to be held at the summer camp of the postal workers union. This was designed for summer and not the winter, which seemed to be imminent. I shared an apartment with Vito Turk, then the General Secretary of FEBS who comes from Ljubljana in Slovenia. One night we had a fearful storm and water poured through the front door of our little apartment. When the electricity failed Vito got me up and asked for my torch, which I had wisely packed. He promptly dropped it and it fell into pieces on the wet floor. No way could we fit all the pieces together and avoid getting soaked in the invading pool of water.

We had previously been shown round the Medical Faculty of Akdeniz University by Prof. Tomris Özben. This was then a new medical school in a modern building but they were clearly in need of equipment. Sleep proved impossible in our dark and flooded apartment so I dreamt up the idea of the „Scientific Apparatus Recycling Scheme“ (SARS) to help the biochemists in the poorer countries of Europe. I put the idea to Vito at breakfast, who coming from Slovenia, was well aware of the needs of the countries I had in mind. I thought we should include the word „recycling“ since this was in vogue. Vito was very encouraging and asked me to go ahead.

At the origin of FEBS in 1964 we had been concerned that it should encompass all the biochemists in Europe and be non-political. This was the reason for organising the annual meeting on either side of the so-called iron curtain in alternate years. In this way, those of us, who were concerned with FEBS and the International Union of Biochemists, got to travel in Eastern Europe and to know the leading biochemists as friends. While conditions for biochemical research during the communist days were not as good as those in the west, much good work was done and at least there was a feeling of continuity and reasonable organisation. In fact so far as congresses were concerned their ability to overcome difficulties was often impressive. Thus for me to start work on SARS in 1989 was a significant date for in many respects the demise of the USSR was to bring much greater troubles to our colleagues, even though in recompense they gained freedom of speech and were able to travel.

I wrote about my ideas for SARS on 27th November 1989. I note that I included the idea that equipment might be returned to the manufacturer for service and subsequently sold to the recipients at a knock down price. For various reasons this idea did not materialise and all items were to be outright gifts. The Treasurer of FEBS, Iain Mowbray wrote on 31st Jan. 1990 to say that the Executive Committee had approved of the proposal for SARS and invited me to develop the activity on a small scale to assess its viability. On 14th Feb. 1990 I wrote to all the constituent societies of FEBS outlining the ideas I had for SARS. In this I emphasised the political changes taking place and that I realised that the idea of recycling apparatus was not new, merely that FEBS wanted to do its part. Again I suggested that the recipients would pay for refurbished apparatus. I also emphasized that I expected the societies in many western countries to help. SARS was discussed at the FEBS Council in Budapest in August 1990 where it was well received but the idea of recipients making a payment was dropped; FEBS was merely to cover transport costs. Application was made to the European Union under the TEMPUS programme to cover the cost of a two week visit by a representative of Hungary and Poland to survey the situation in the UK and say what apparatus would be

Table 6.3.2 SARS loads for African countries,1993 – 1997.

| Country | Receiving institution | Amount (£) |
|----------------|-------------------------------|-------------------|
| Ethiopia | Addis Abeba University | 2855 |
| Malawi | College of Medicine, Blantyre | 4180 |
| Nairobi | Kenyatta University | 577 |
| | Nairobi University | (total) 6127 |
| | Egerton University | |
| | Maseno College | |
| Nigeria | Ibadan University | 2311 |
| Tanzania | Dar es Salaam University | 1455 |
| Uganda | Makerere University | 6176 |
| Zimbabwe | Harare University | 1386 |

useful to them. The application was successful and 3000 Euro were provided. By June 1991 the visits had taken place with Prof.Vera Adam-Vizi from Hungary and Mr Zdzislaw Pliszka from Poland. It was agreed that there was much useful equipment that could be donated but at once the problem of storage and transport was raised. Fortunately The Biochemical Society had some spare warehousing at Colchester and the Society kindly agreed to make this available on a short-term basis. Quite by good fortune, Pickfords, the largest household transporter in the UK, had an office next to the Biochemical Society warehouse and they have played a prominent part in the work of SARS. During the Summer of 1992 I added Journals and books to apparatus since these were clearly wanted. At that time there had been no offers of help from countries other than the UK except from Denmark, but in 1993 we were able to pay for the dismantling and transfer of an electron microscope from the Max-Planck-Institut fur Immunobiologie in Freiburg, Germany to the Institute of Experimental Medicine, in Prague .The dismantling and transport costs were paid with the approval of the Czech Biochemical Society. By 1996 the cost of transport rose to about DM 100,000 and continued at that annual rate to the present time.

Because of my interest in Africa, and the fact that some of the apparatus offered to SARS was not required in Europe, I applied to the Nuffield Foundation in London for a grant to cover the cost of dispatch of items to Africa. We were awarded £5000 in March 1993 and so were able to help Kenya, Tanzania and Uganda. I had been impressed by the enormous quantities of unused pipettes I had accumulated and also bench centrifuges. Then were asked to support a new Medical School in Blantyre, Malawi. Because, by this time The Biochemical Society were anxious that we should vacate their warehouse, FEBS assisted in the work in Africa. The Nuffield Foundation provided another grant of £10,000 in December 1994 and so the work was extended to Ethiopia and Nigeria. Wherever possible I used Book Aid International, which is a charity in London, which transports and distributes Books and Journals in Africa (Tab. 6.3.2).

Fortunately the economic situation has improved in some countries in Central and Eastern Europe, in particular Hungary, Czech Republic and Poland and to a lesser extent in Estonia and Slovenia; so dispatches to these countries have dropped off. On the other hand we have had increasing contacts with the countries of the Former Soviet Union (FSU), such as Ukraine, Moldova, Armenia and Georgia. These countries are increasingly interested in joining FEBS. I got help from the „International Association for the promotion of co-operation with scientists from the New Independent States of the Former Soviet Union" (INTAS). They payed half the cost of transport of loads to the countries of the FSU. I attach a list of all the loads that have so far been dispatched. The costings refer to the sums paid for transport but do not include the internal costs of transportation to the warehouses in the UK. I also indicate where INTAS has helped. Prof.Dirheimer kindly analysed the destiny of the loads and the total costs in £ per country as at March 2002 (Tab. 6.3.1).

The extent of the support given to the various countries has depended very much on the liveliness of the society officials delegated to deal with me. I do not dispatch to societies within the European Union.

FEBS is concerned that the items sent are made available to members of the societies and are not retained for one group. In order to inform myself about such matters I have travelled to many countries, such as Bulgaria, Latvia, Lithuania, Romania, Russia, Ukraine, Moldova and Turkey and I have written reports to FEBS about my findings. In many cases I was fulfilling various jobs on my visits so FEBS did not always incur costs. INTAS has been generous in this respect. In terms of gifts of apparatus and journals we have received much help from universities, especially UCL and industry e.g. Glaxo, Shell, Smith Kline Beecham, Novartis and Government Laboratories. I had in mind originally that the apparatus to be provided should be small, such as bench top centrifuges which we could not use in the UK because of the safety requirement that the tops be locked during use. I was soon involved in the movement of ultracentrifuges and even an Electron Microscope to Romania. I think this was probably a mistake since the safe transport of such large items is difficult and spare parts are often not available. In terms of books our major donator has been the *Trends* office of Elsevier Science, London originally in Cambridge but now in London, who have provided about a thousand new books each year, which would otherwise have been junked. I think the provision of such books has been an increasingly valuable aspect of the work for some institutes in the FSU are bereft of modern literature and even in Lithuania they find it difficult to purchase books. In Yerevan, Armenia and Vilnius, Lithuania substantial libraries have been set up under the FEBS donations. In Yerevan, Prof. Semenza, who retired after some 15 years as Executive Editor of *FEBS Letters*, donated a full run of the journal. While FEBS pays the cost of transport, SARS has never paid custom taxes. This has proved a recurring problem but in most cases we have learnt how to deal with it. Thus in some countries it is essential to list the value of each item in the load and make a total. I will put one centrifuge =£1 and make sure the total does not exceed £300. The country that has given me difficulties is Russia. In order to avoid custom taxes, which can be as high as 80% of the original price of the goods, it is necessary to get permission to convert the load from „Technical Aid“ to „Humanitarian Aid“, which may take 6 months. I recall that when I wanted to send the 600 books they wanted me to list all the titles, authors and the original price. I refused but it all took much correspondence. A problem is that Russia is such a large country, and the funds available to the Russian Biochemical Society are so limited, that the Moscow office cannot help with the distribution of gifts to places like St Petersburg and Siberia or even in Moscow. I only had one challenge with the British authorities after I had sent centrifuges to Lithuania. The UK Customs and the Department of Trade and Industry were concerned lest the centrifuges were to be used for the purification of uranium.

Concerning the finances for SARS I have mentioned that FEBS provides up to about DM 100,000 per year. I only receive a minimal cost for my car, office expenses and the cost of travel to the annual council meeting and some other trips. I have been concerned that someone else should know about the workings of SARS and was pleased when I met Mr Stephen Asbridge who has much experience in Eastern Europe. He, from time to time gives a day of his time and receives a consultant fee for the time involved. Most of transport has been arranged by Allied Pickfords, now at Ipswich. They provide storage space while the societies chose items from the lists I distribute. I have been firm in that I deal with the societies and not individuals. The societies are responsible for seeing the loads through customs and distributing the items requested. I think that sometimes the packing has not been adequate but to do this in a fully acceptable manner would have incurred enormous costs and the packing companies often do not arrange dispatch. Only on one occasion, when I used an alternative company, did a load go completely astray; that going to Estonia which was sent via Moscow.

In summary then I think that SARS has been to the credit of FEBS and has certainly been a practical introduction to the newer societies and an indication of the value of joining FEBS. I am a little disappointed that there has not been more support from countries other than the UK but I was pleased when recently Prof. Wirtz sent a load of apparatus from Utrecht to Bucharest. I am aware that the organisation has not always been perfect and that sometimes the apparatus provided has not, for one reason or another, met the requirements of the recipients. But I think we have been able to demonstrate to biochemists in some despair in Central and Eastern Europe that we in the west are concerned and ready to help. Based on SARS I have been enabled to travel widely in Eastern Europe and the countries of the FSU and tell them of the work of FEBS. I am not ashamed to be called the Social Worker of FEBS. I am glad that FEBS has been in the financial position to help and I thank the officers for their support and trust.

6.4 New FEBS Activities Since 1999



Guy Dirheimer,
Past Chairman of FEBS Executive Committee

In the year 1999 it became evident that new activities should be developed by FEBS. J. Celis proposed to the Executive Committee in London in March 1999, and then to the FEBS Council in Nice, that there be established a **Science and Society Committee** (See chapter 6.4.1).

In March 1999 Dr Stefan Szedlacsek, on behalf of the Romanian Society of Biochemistry and Molecular Biology, wrote an extensive report called „Necessity for improved FEBS assistance to biochemical Sciences in East-European Countries“. He warned that biochemistry in East-European countries is in real danger due to, first of all, the lack of financial resources of the governments (for example in Romania only 0.36% of the National Gross Domestic Products was devoted to R&D in 1996) and second, the continuous drain of highly qualified biochemists to West-European and American laboratories. In addition there was a serious lack of important biochemical journals in these countries. Bulgaria, Romania and Ukraine had not even one subscription to FEBS Letters.

A „**Working group for exploring ways to assist Central and Eastern European countries**“ was set up at the Council in Nice. It consisted of J. Baranska from Poland, A. V. El'skaya from Ukraine, S. Szedlacsek from Romania, I. Safaric from the Czech Republic, G. Dirheimer (chairman of the group), I. Mowbray treasurer of FEBS, K. Wirtz chairman of the FEBS Advanced Course Committee, P. Campbell coordinator of the Scientific Recycling Scheme and J. Celis Secretary General. This Committee met for the first time in Bucharest (Romania) from February 6-9, 2000. It visited representative units in the field of biochemistry and molecular biology and had discussions with officials from the Ministry of Education, the National Agency for Science, Technology and Innovation and from the Romanian Academy. Two meetings of the Working Group also took place where it was clearly shown, in addition to the above mentioned facts, that the number of FEBS Long-term Fellowships attributed to Central and Eastern European biochemist represented only 15% of the total number of these fellowships in 1999. This was not the case with Short-term (49%) and Summer (55%) Fellowships. In addition 45% of the Youth Travel Fund grants went to biochemists from these countries.

The Working Group summarized its findings at the FEBS Council in Birmingham on July 14, 2000 and made several proposals both to the Funding Agencies of Romania, including the Academy, and to the Institutes

and Departments. The following proposals were made to the FEBS Council which adopted them unanimously. It was decided:

- 1) To improve the flow of information in the Eastern European countries by providing Internet access. This can be partly or fully supported by FEBS.
- 2) To offer a limited number of free subscriptions (hard copy) of FEBS Letters and EJB to those Eastern European Countries that are in desperate need (about 30 copies in total).
- 3) To increase the Advanced Courses Committee budget by 100,000 euros in order to earmark two practical courses per year in Central and Eastern European countries. The budget includes a special allowance for equipment of 20,000 euros per course.
- 4) To improve collaboration with laboratories from Western European countries where the PhD students would go from time to time for short periods (average of 3 months in a year; 2 times during a thesis) to perform experiments not feasible in Eastern and Central European Countries. To this end FEBS established a new type of Fellowship - the Collaborative Experimental Scholarships for Central and Eastern European Countries - that are intended for students engaged in research for a doctoral thesis. A sum of 100,000 euros was put aside for this purpose.
- 5) To struggle against the brain drain and to encourage young scientists who have been recipients of a FEBS Long-term Fellowship to start work on return to their country of origin a FEBS Fellowship Follow-up Research Fund was created. The award will provide a single sum of money that may be used to buy small pieces of equipment and specific consumable items but not to provide a salary or to defray travel, conference, publication or similar expenses. The FEBS Fellowships Committee will award this money.

Due to their better economical situation the Polish and the Czech Biochemical Societies asked to be excluded from the programme. On the other hand the Council decided that Turkey should be included.

In 2001 out of the 17 Advanced Courses organised, two took place in Croatia (Hvar and Dubrovnik), one in Bucharest (Romania) and one in Moscow (Russia). In 2002 again there were four, out of a total of 15, Advanced Courses organised in Central and Eastern Europe (Gliwice, Poland ; Kyiv, Ukraine ; Kransjska Gora, Slovenia and Moscow, Russia). Out of 16 Long-term Fellows who started in 2001, 3 came from Moscow and 1 from Budapest. Eight extensions of the Fellowships awarded in 2001 were given in 2002. Three of them were for applicants from the Eastern European Countries. In addition 7 Collaborative Experimental Scholarships were granted to young biochemists in 2001. Two were coming from Moscow, two from Budapest, one from Bratislava and one from Warsaw. Between 1 January and 31 July 2002 eight Collaborative Experimental Scholarships were given to biochemists originating from Croatia (1), Hungary (1), Poland (2), Russia (3) and Slovenia (1). Thus this programme is clearly successful.

The Working Group met again in Kyiv (Ukraine) from April 15-17, 2002. During its stay it visited the Palladin Institute of Biochemistry and the Institute of Molecular Biology and Genetics, both belonging to the National Academy of Sciences of Ukraine, the National Agrarian University and the Department of Biochemistry of Kyiv University. The Working Group also met different officials: the Minister of Education and Science, the Vice-prime Minister responsible for humanitarian matters (including science and technology) and the Presidium of the National Academy of Sciences. Informal discussions followed showing the everyone's determination that good science be done in Ukraine. All the officials stated that the priorities for the development of science and technology in Ukraine were basic research in the natural sciences and acquiring modern biological techniques.

The Committee however noted weak points in their organisation. For instance there are two Societies; one dealing with Biochemistry and the other with Molecular Biology. This represents the kind of division of resources and potential, which they cannot afford. The Working Group encouraged them firmly to find a way to form a single Society, with, for example, two or more specialized sections, as this is the case in many other European Societies. *L'union fait la force*.

Another weak point is a critical shortage of modern equipment with the exception of several laboratories where collaborations with industry or agriculture had brought important extra funds. The equipment is mostly outdated and in non-working order. Most of these laboratories require much better equipment than they have at present. Journal subscriptions are few in number; besides several important journals, their libraries have rather insignificant journals, which cannot provide researchers with an appropriate literature background for their research. In addition there could be many more papers published by Ukrainian biochemists in prestigious peer-reviewed journals than at present. Perhaps, if more high-quality journals were available to them, they would publish more in these journals. The Working Group thinks that East-European biochemists, in particular those of Ukraine, should be encouraged to publish more in the FEBS journals. This would be beneficial both for these scientists and the FEBS journals as well.

After oral discussion, the members of the Working Group encouraged the Ukrainian biochemists to continue organizing FEBS courses like the one organized in 2001. FEBS provide the Institutes with funds to buy dedicated equipment. Given the trend towards making most of the main journals free online from 1 month to 1 year after initial publication, the priority should be to promote internet access. The problems may not be the same everywhere but it seemed that the problem in Kyiv was inadequate server capacity. FEBS will offer grants to purchase these. The Working Group also discussed providing online (in place of paper) access to FEBS Letters and EJB for a limited period via Elsevier and Blackwell who are generally supportive.

The Working Group on Education has been asked to propose how best to modernise university teaching of biochemistry and molecular biology in Ukraine: internet resources/ education sessions at Society meetings/ travel grants to attend FEBS Education sessions ? Another proposal was that FEBS should buy and send to the department of Biochemistry of Kyiv University a few modern textbooks of molecular biology and biochemistry in English (for both staff and students). However SARS has encountered problems with custom procedures in Ukraine in trying to do this. Finally the young Ukrainian doctoral students should be better informed about the FEBS Collaborative Experimental Fellowships and encouraged to apply.

To tackle the more general problem of identifying centres of excellence in these C & E European countries, it is proposed that FEBS should try to recruit an international advisory panel of experts who could review research programmes and provide funding to allow panel members to visit proposed Centres if appropriate. This might be done as an extension of the 6th Framework network if FEBS is approved to have a role in these.

Concerning the problem of brain drain this is essentially a problem of political will for the governments: if they want to have prosperous and innovative science then they will have to provide the funds from government resources. The scientists, particularly the young ones, must be encouraged financially to stay and work in their home countries by providing them with higher salaries than they have at present, and also with consistent financial support for their research. The Working Group drew their attention to the Swedish solution (post-doc grants tenable abroad with an obligatory final phase back home).

G. Dirheimer proposed that, at the FEBS Congress in Istanbul, a round table discussion with all delegates coming from Eastern and Central European countries should be organised, like the one he organised in Basel in 1994 when he was president of EUROTOX. This was organized on October 22, 2002. The delegates

of Azerbaijan, Croatia, Czech Republic, Estonia, Hungary, Latvia, Lithuania, Poland, Romania, Russia, Slovenia, Turkey and Ukraine and, in addition, several members of the Executive Committee attended.

This meeting showed clearly the great differences in working conditions between the different countries. Access to the Internet and the literature is not a particular problem for some of them, whereas it is an urgent need for others. The need for more courses on basic biology and molecular biology and for more key lecturers from the West was a general demand. Several delegates also asked for guidance in applying for FP6 funds. J.E. Celis suggested a Working Group on FP6 and evaluation panels be set up. Several countries have problems with articles in English. The Working Group will seek a group of volunteers from the West to help in this matter. Finally the FEBS Council in Istanbul accepted to increase the budget from 100,000 • to 200,000 • for the Advanced Course Committee in order to organize more workshops and courses in Central and Eastern European Countries.

Working Group on Education in Biochemistry (see chapter 6.4.3). On the occasion of the 26th FEBS Meeting in Nice a workshop called „Teaching Biochemistry in Europe“ was organized and very well attended. As a consequence of this event G. Dirheimer proposed to the Executive Committee in Birmingham on July 14, 2000 that a Working Group on Education in Biochemistry be established, education being clearly mentioned at the beginning of FEBS statutes as one of its objectives. It was proposed that this group should be headed by J. Wallach from Lyon (France). FEBS Council agreed this. The Working Group was composed of P.M. Ferreira (Portugal), G. Guner (Turkey), P. Ott (Switzerland), J. Villalain (Spain), Z.) and E.J. Wood (UK) together with I. Mowbray (Treasurer) and J. Celis (Secretary General).

At the Executive Committee in Birmingham on July 14, 2000, G. Dirheimer proposed that a Working Group on Education in Biochemistry be established, education being clearly mentioned at the beginning of FEBS statutes as one of its objectives. In April 2001, the Working Group on Education came forward with a programme.

At the Council meeting in Birmingham in 2000 it was decided to increase the Executive Committees by two new members for one term of 3 years, starting in January 2002. These new members would serve not only as a liaison between Council, the Constituent Societies and the Executive Committee, but would take care of specific tasks. M.Makarow (Finland) and S. Rogne (Norway) were elected by mail ballot and the Executive Committee in Paris, April 29, 2001 proposed that they tackle respectively the '**Careers of Young Scientists**' (see chapter 6.4.4) and the '**Role of Women in Science**' (see chapter 6.4.5). This was approved at the Council Meeting in Lisbon in July 2001.

6.4.1 Working Group on Science and Society



The idea behind establishing the Working Group on Science and Society was to bridge the gap between scientists and society so that FEBS can identify and deal with those issues that arise as a result of research developments. People on the street do not understand the world of science; they act on emotions rather than on knowledge. Therefore, it is important to dedicate resources to educate the public as well as politicians. Council agreed and the committee was set up; Professor **Federico Mayor**, former Director General of UNESCO, agreed to be the chairman. The 41th FEBS Council in

Lisbon, July 3, 2001 adopted the terms of reference for the committee, which are:

1. To discuss and advise the Executive Committee on problems arising or foreseen from advancements in science.
2. To participate in public debates and make recommendations on behalf of FEBS.

3. To interact with other organisations engaged in similar activities.
4. To organize a symposium or colloquium at the annual FEBS Meetings.

Four members of the committee were appointed in Lisbon for a period of 4 years starting January 1, 2002. These are N. Lenoir (France), G. Glaser (Germany), G. Semenza (Switzerland) and A. Quintanilla (Portugal), the Secretary general and the Treasurer of FEBS being *ex officio* members.

At the 27th FEBS Meeting in Lisbon a session „ Impact of Biochemistry on Society “ took place ; and at the 28th Meeting in Istanbul, there were 3 sessions on „ Science, Society and the Media “, „ Ethics of Modern Genetics “ and „ Patent Rights in Biochemistry and Molecular Biology “.

6.4.2 Activities of the Working Groups on Ways of Improving Assistance to Central and Eastern European Countries

6.4.2.1 Report on the visit to Kyiv (Ukraine) of the FEBS Working Group to Explore Ways to Improve Assistance to Central and Eastern European Countries.

The FEBS Working Group met in Kyiv from April 15 to April 17. The participants were J. Baranska, A. El'skaya, P. Campbell, J. Celis, G. Dirheimer, I. Mowbray, S. Szedlacsek, K. Wirtz and T. Zima. The visit was perfectly organized by Professor S. Komisarenko, President of the Ukrainian Biochemical Society, and Professor El'skaya, President of the Ukrainian Society of Molecular Biology. The Working Group was received in the most friendly fashion and much appreciated the outstanding Ukrainian hospitality. We met excellent scientists and officials. During our stay in Kiev we visited the Palladin Institute of Biochemistry and the Institute of Molecular Biology and Genetics, both belonging to the National Academy of Sciences of Ukraine, the National Agrarian University and the Department of Biochemistry of Kyiv University.

In the first two Institutes broad areas of research are covered and the majority of the research projects outlined there, deal with important subjects of the actual biochemistry and molecular biology. The research level of both Institutes is high. This is in part due to a close cooperation of scientists of these Institutes with their Ukrainian colleagues working abroad in laboratories of West Europe and the USA. These Institutes represent potential 'Centres of Excellence'. It should be also mentioned the significant human resources which Ukraine have invested as this two Institutes have altogether almost 1000 employees, the researchers representing less than one third of the total number of them. However 40% of their researchers left in recent time in order to make their research in Western Europe or USA. This represents an important brain drain. On the other hand, the Department of Biochemistry of Kiev University represents a much lower research level. In contrast, the Agrarian University is very successful, both in the research and teaching. However, they are in different position. The students pay for their study and they have additional money from different sources, e.g. from the Ministry of Agriculture.

The working group also met different officials: Professor Vassily Kremen Minister of Education and Science, Professor Volodymyr Seminozhenko Vice-prime Minister responsible for humanitarian matters (including science and technology) and the Presidium of the National Academy of Sciences. Each time G. Dirheimer presented the activities of FEBS and J. Celis the reasons for our visit to Ukraine. Informal discussions followed showing the determination of everybody that good science is to be done in Ukraine. All officials stated that basic research, problem of natural sciences, modern biological technologies represent priorities of the development of science and technology in Ukraine.

There are however weak points that were seen. For instance there are two societies, one dealing with biochemistry and the other with molecular biology. This represents the kind of division of resources and potential, which they cannot afford. The Working Group encouraged them firmly to find a way to form a unique society, with for example two or more specialized sections, as this is the case in many other European societies. *L'union fait la force.*

Another weak point is a critical shortage of modern equipment; excepting several laboratories where collaboration with industry or agriculture brought important extra funds. The equipment is outdated and non-performing. Definitely, most of these laboratories deserve a much better equipment than what they have at present.

The subscriptions of the libraries are also quite scarce; besides several important journals, their libraries have rather insignificant journals, which cannot provide the researchers an appropriate literature search for their topics. In addition, there could be much more papers published by the Ukrainian biochemists in prestigious peer-reviewed journals than they do in present. Perhaps, if more important journals would be available to them, they would publish more in these journals. The Working Group thinks that East-European biochemists, in particular those of Ukraine, should be encouraged to publish more in the FEBS journals. This would be beneficial both for these scientists and the FEBS journals as well.

The cooperation between different research institutes and between research institutes and university could also be improved. For instance, more joint projects, collaborative research work or mutual information between the institutes as concerning the journals available in their libraries should considerably contribute to the progress of research in Ukraine. There are difficulties to send books to Ukraine. For example the load P. Campbell sent (126 good books worth about 7000 euros) was refused and returned to Vilnius. FEBS was even asked to pay the cost of return to London from Vilnius! Apparently all goods have to get authority from the recipient in Ukraine and this was not given. P. Campbell complained about this stupid situation as we met the ministry of education. The university teachers were complaining about the lack of modern textbooks. Apparently one reason of this fact is that most of the former textbooks were written in Russian language while nowadays the official language in universities is the Ukrainian language.

After oral discussion in Ukraine the members of the working group sent to G. Dirheimer written proposals concerning the help FEBS could give to Ukraine. **These recommendations are the following:**

- 1) This year the Institute of Molecular Biology and Genetics has organized its first **practical FEBS Advanced Course**. We should encourage them to continue organizing this course, if not annually, then at least biannually. We provide the Institute with funds to buy dedicated equipment, they will invite experts from abroad.
- 2) **Poor access to literature**. Given the trend towards making most of the main journals free online from 1 month to 1 year after initial publication, the priority should be to promote internet access. The problems may not be the same everywhere but it seemed that the problem in Kyiv was inadequate server capacity. We could offer grants to purchase these. We have also discussed providing online (in place of paper) access to FEBS Letters and EJB for a limited period (subject to review) with Elsevier and Blackwell and they are generally supportive. FEBS should provide one Institute of Kyiv and the biochemical Institutes of Kharkiv and Lvov with free subscriptions to FEBS Letters and EJB.
- 3) **Out of day teaching**: We should ask the Working Group on Education to propose how best to modernise university teaching of biochemistry and molecular biology in Ukraine: internet resources/ education sessions at Society meetings/ travel grants to attend FEBS Education sessions? FEBS should buy and send to the department of Biochemistry of Kyiv University a few modern textbooks in English (two copies of each) concerning molecular biology and biochemistry (for a staff of students). However the problem of custom procedures for books should be solved before. We have some sympathy with the views of the Ukrainians that initial teaching of molecular cell biology/ biochemistry would be better done in the students' native language. We would expect any author(s) to forego royalties in these cases and we think we should explore this further e.g. seek the views of the Romanians, Bulgarians, Poles, Czechs and Hungarians (the latter may already do this for themselves?). A meeting with all delegates to the FEBS Council coming from central and eastern

European countries will be organized in Istanbul by G. Dirheimer.

- 4) Establishing centres of research excellence.** We should try to recruit an international advisory panel of experts who could review research programmes in Ukraine and provide funding to allow members to visit proposed Centres if appropriate. This might be done as an extension of a 6th Framework network if FEBS is approved to have a role in this.
- 5) The brain drain.** This is essentially a problem of political will for the government: if they want to have prosperous and innovative science then they will have to provide the funds from government resources. The scientists, particularly the young ones, must be encouraged financially to stay and work in Ukraine, by providing them higher salaries than they have at present, but also give consistent financial support to those who intend to continue their research in Ukraine or to come back after a post-doc. The working group draws their attention to the Swedish solution (post-doc grants tenable abroad with an obligatory final phase back home).
- 6) The young Ukrainian doctoral students should be better informed about the FEBS **Collaborative Experimental fellowships** and encouraged to apply.
- 7) Equipment.** The SARS programme for Ukraine should be encouraged. Up to now Ukraine got **20 284 £** (INTAS paid 595 £) representing 13.7% of the total loads (see chapter 6.3).

6.4.2.2 Report on the 4th Polish – Ukrainian Parnas Conference

Prof. Andrzej Dzugaj (Organizer of the 4th Parnas Conference)

Prof. Jolanta Baranska (President of the Polish Biochemical Society)

The Polish and Ukrainian Biochemical Societies organize the „Parnas Conferences“ every two years. This year (2002), the 4th Parnas Conference was organized from the 15th to 17th September in Wroclaw. Scientific meetings of Polish and Ukrainian biochemists are held to commemorate Jakub Karol Parnas, a distinguished Polish biochemist who, during 1920-1941, was head of the Department of Physiological Chemistry of Lviv University and founded Lviv's Biochemical School. Jakub Karol Parnas died in a Moscow prison.

The first Parnas Conference was held in 1996 in Lviv. A plaque commemorating Jakub Karol Parnas was placed on the wall of the University building where the Department of Physiological Chemistry was located. Attendants of the Conference passed a resolution to organize the Parnas Conference every two years, rotating between Poland and Ukraine. According to this resolution, the 2nd Parnas Conference was held in 1998 in Gdansk, organized by Prof. Angielski and 3rd, in 2000, again in Lviv organized by prof. Stoika. This year, the Conference was held in Wroclaw, Poland, as one of the scientific meetings celebrating 300 years anniversary of Wroclaw University and was organized by Prof. Dzugaj.

The 4th Parnas Conference was attending by 60 Ukrainian and 50 Polish biochemists. The Organizers were able to offer financial support for our Colleagues from the Ukraine. 35 attendants from Ukraine received financial support from the Polish side. Most were students or young scientists. Participation of young scientists at this Conference was one of the principal goals of the organizers. Such help was possible thanks to the support of many Polish institutions. It has to be emphasized that Ukrainian attendants were not obligated to pay the Conference Fee and, thanks to the Authorities of Wroclaw University, Ukrainian colleagues got a considerable discount in the Student Dormitory.

The leading theme of the Conference concerned molecular mechanisms of cell activation. The title of the Conference was: „MOLECULAR MECHANISMS OF CELL ACTIVATION: BIOLOGICAL SIGNALS AND THEIR TARGET ENZYMES“. The Opening ceremony was held in the beautiful Baroque Hall of Wroclaw University

- Aulum Leopoldinum. Plenary lectures were delivered by:

Prof. Jacek Otlewski (Wroclaw) „Structural and energetic aspects of serine protease-protein inhibitor interaction“, Parnas Lecture, (winner of the Parnas prize in 2001)

Prof. Sergiy Komisarenko (Kijow) „Molecular mechanisms of lymphocyte activation“ (President of the Ukrainian Biochemical Society)

Prof. Kai Simons (Dresden) „Lipid rafts in membrane trafficking and cell polarity“ (President of the European Life Science Organization).

Lectures were held in the Institute of Chemistry of Wroclaw University: The programme outline of the IV Parnas Conference was as follows:

I. Metabotropic receptors and cross-talk signaling,

II. Signaling in cell differentiation,

III. Immune system and intracellular signaling,

III. Target enzymes,

IV. Signaling mediated by ionotropic receptors, voltage dependent channels and low molecular weight molecules.

30 lectures were presented by 15 scientists from the Ukraine and 15 from Poland. Colleagues who attended earlier Parnas Conferences emphasized the great progress of the lectures presented During the Poster Session, 51 posters were presented. 18 of them entered the competition for the best poster. Prof. Andrei Sybirny (Lviv) was chairman of the team evaluating the posters. The jury awarded two young scientists, one from the Ukraine and one from Poland: Katerina Shostak (Kijow) for the poster: Shostak K.O., Dmitrenko V.V., Garifulin O.M., Rozumenko V.D., Khomenko, O.V., Zozulya Y.A., Zehetner G., Kavsan V.M. „Inactivation of putative suppressor gene Tsc-22 in human brain tumors“ and Rafal Czajkowski (Warsaw) for the poster: Czajkowski R., Banachewicz W., Sabala P., Ilnytska O., Drobot L., Baranska J. „ Differential effects of P2Y1 and P2Y12 ADP receptors activation on intracellular signalling pathways and on proliferation of glioma C6 cells“. Each of the awarded persons received 1000 PLN. The prizes were funded by the Nencki Institute of Experimental Biology. The Organizers would like to express their sincere gratitude to Prof. Jerzy Duszyński for his generous gift.

Attendants praised the friendly atmosphere of the Conference. Wroclaw newspapers and TV reported on the Parnas Conference. Wroclaw, as an old city of multinational heritage, is a very good place to organize international meetings. We hope that this Conference will stimulate further development of collaboration between Polish and Ukrainian scientists and will be the basis for consolidation of their friendship. The next Parnas Conference will be held in Kyiv in 2005. The reason for this date is that in 2004, the Polish Biochemical Society will organize a FEBS Meeting in Warsaw. We expect that a number of our Ukrainian Colleagues will attend Meeting. Thus, we are taking the opportunity to cordially welcome our Colleagues and Friends to attend this FEBS Meeting.

6.4.3 Working Group on Education in Biochemistry

In April 2001, the Working Group on Education came forward with a programme to

- 1) Stimulate the European Biochemical Societies to create in every country of a working group on education.
- 2) Organize during each FEBS Meeting, in association with the local organizer, a session on education

in order to promote new aspects of teaching via workshops and demonstrations.

3) Provide information on the FEBS web site about meetings on education in Europe, teaching programs, local expertise etc.

4) Develop FEBS workshops on education particularly in Central and Eastern Europe.

A workshop on „**New frontiers in teaching Biochemistry**“ was organized at the 27th FEBS Meeting in Lisbon and was well attended. In Istanbul at the 28th FEBS Meeting a Symposium „ Multimedia approaches in biochemical education „ was organized including workshops and demonstrations. At the FEBS Special Meeting which will be held in July 2003 in Brussels, the Working Group has proposed a session on the theme „Teaching metabolism and cell signalling“ with demonstrations and round tables. For the FEBS Congress in Warsaw (2004) a session devoted to „Problem based learning in Europe“ has been chosen and one devoted to „Post-graduate Biochemical Education“ is proposed for the future.

6.4.4 Working Group on Young Scientists Careers

At the FEBS Council Meeting in Lisbon M. Makarow presented her ideas concerning the new Working Group to which Council had agreed. She reported that the Lisbon Meeting was preceded by a 2.5 day conference called The Young Scientist Forum which had been arranged by J. Costa and was very successful. M. Makarow proposed that the Young Scientist Forum be established as a regular satellite meeting - taking place annually in conjunction with the FEBS Meeting. A sum of 100,000 euros was allocated specifically for its organisation. With that money 3 or so plenary speakers can be funded and the rest is to provide travel grants for the young scientists. This will make the Forum independent of the main Meeting. A panel discussion will be organized at each Forum focused at the postdoctoral level. A recruitment activity in the conjunction with the Forum should also be organized. G. Dirheimer encouraged this initiative citing the example that at the Nice Meeting a „ Forum emploi Jeunes Chercheurs Industrie “ had been organized with a whole day devoted to themes related to the employment market in science how to find opportunities and how to apply to cross the bridges between private and public jobs. Several speakers from the pharmaceutical industry and biotechnology had participated in this Forum. M. Makarow pointed out that the aim of the working group is to identify young scientists' problems and obstacles to their careers and the Forum would offer a very good tool to listen to the young scientists, to survey their career developments, to create visions for future actions, and to think of solutions to their problems. The Working Group should then be able to produce materials for recommendations to put forward to the EU and to address the members of the European Parliament.

At the Executive Committee Meeting in Amsterdam, April 2002, M. Makarow gave the composition of the Working Group: I. Braakman (The Netherlands), F. Chakrani (France). At the first meeting the Working Group recognized that the formal post-graduate level in biotechnology is missing in most FEBS member states. This led to a proposal elaborated in the second Working Group Meeting, to create a European School for Biotechnology and Industrial Pharmacy (ESBIP), a virtual graduate school using biocenters and universities in Europe to provide tailor-made practical and lecture courses annually for 200 Ph.D. students embarked on their national PhD programs. Thirteen biocentres in ten European countries and several industries expressed their keen interest to participate, and thus an Expression of Interest was submitted to the European Commission. The FEBS Executive Committee decided at its Istanbul meeting to participate in ESBIP via the current instruments of FEBS, funding of practical and lecture courses based on competitive applications, and supporting mobility of students via the Youth Travel Funds.

The FEBS Forum for Young Scientists in Istanbul was organized by Drs. Marja Makarow and Nina Saris from Finland and Tomris Özben from Turkey. It gathered 111 students, of which 76% were 26-35 years old, and 63% were women. 72% were from Central and Eastern European countries. The accommodation and

travel costs of all were covered by FEBS funds. Prof. Franz-Ulrich Hartl (Max Planck Institute, Munich) gave a plenary talk on protein folding. The students gave twenty talks, and young scientists' issues were addressed in a panel discussion. The working group members gave short presentations to catalyse discussion on the criteria for the Ph.D. degree, the quality of Ph.D. education and supervision, mobility, building up a scientific career and job opportunities in industry. The students also filled in a questionnaire.

Dr. Makarow took advantage of the gathered information in a workshop on Scientific Research Careers in Europe, organized by Focus Research from Belgium in collaboration with the European Commission and the Ministry of Higher Education and Research of the French Community of Belgium. A set of 20 recommendations on improving the position and education of Ph.D. students in Europe were formulated, and presented to Commissioner Philippe Busquin on December 16, 2002.

The next Forum of Young Scientists will take place at the Special FEBS Meeting in Brussels.

FEBS Forum for Young Scientists



Marja Makarow

*Professor, Program in Cellular Biotechnology, Institute of Biotechnology
University of Helsinki, Finland*

European countries strive to become knowledge-based societies, characterized by businesses which are based on a high education level of employees, innovation, sufficient public and private investment into research and development, and high quality basic research. Europe cannot afford to lose highly educated young scientists to the United States, where more attractive career prospects are offered than in many European countries. Thus, the specific problems that scientists encounter early on in their careers have to be identified and surveys on their career developments should be carried out. Visions for future solutions should be created and the decision makers informed about the problems and ways to solve them. The Council of FEBS decided in the Lisbon meeting last summer (2001) that a FEBS Forum for Young Scientists will be organized on a regular basis as a satellite meeting of the Annual Meeting. One hundred thousand Euros was allocated annually for organization of the Forum and travel support of the participants. The program will consist of a few didactic keynote lectures by senior scientists, oral presentations by students selected amongst the submitted abstracts, and a panel discussion addressing young scientists' issues. The Forum will provide a direct channel to hear the voice of young European scientists. FEBS has a clear niche to promote Ph. D. students' issues, as organizations like EMBO for instance fund postdoctoral students. A working party of the Executive Committee, concentrating on young scientists' issues was formed. The members are Prof. Ineke Braakman, Netherlands, Dr. Fatima Chakrani, France and Prof. Marja Makarow (chair), Finland.

6.4.5 Working Group on Women in Science (WISE)

Sissel Rogne, member of FEBS Executive Committee, is chairing the FEBS Working Group on Women in Science (WISE), which started its 3-year period in January 2003. The objective is to develop a plan for FEBS' engagement in the topic 'Women in Science'. In order to increase the possibility for women to make a career in science, the working group will 'work on' – try to change – people's attitudes throughout the whole educational system as well as in all strategic processes in science or science politics. It will collaborate with FEBS Science and Society Committee, as well as with the Working Group „ Career of Young Scientists “. Furthermore, the Working Group on Women in Science will create forums for debating this issue, and participate in venues where the issue is debated.

Why Should FEBS be Concerned About Women in Science?



Sissel Rogne

*Professor, The Norwegian Biotechnology Advisory Board,
Oslo, Norway*

What is actually happening to women in science (WISE)? Why do we see so few women as professors, or in other leading positions in science - even in countries where there are more female students in science than male? This is the general situation in many other areas as well. But in science we are educated to think that we are all competing on the same playground - a playground where the only criterion is the quality of science. Are there any reasons to follow this issue in science organisations, reasons to be worried and take actions? We are living in high tech societies. To develop and run our societies we are therefore heavily dependent on people with a background in Life Sciences, including medicine and engineering. The fast growing biotech industry alone is expected to have a need for a 30% increase in chemists in the next 3 years. As such, one should think that the young generation would be flocking around the Life Sciences, seeing these as an almost guarantee for a good job and a career. But the trends are different; we are experiencing a decreasing interest for the Life Science education, although the proportion of female students in these areas are increasing, particularly in biology and medicine. In many European countries there are now more women than men who start an education in the natural sciences. But what happens to the women, since we hardly see any changes in the number of females in higher positions? Are they not clever or intelligent enough? They tend to climb to a certain level, and then what happens? Do they hit the glass ceiling? What sorts of signals will the lack of female role models send to Generation X? To women: Science is not the place to go for a career although the societies indeed need natural scientists. Did we simply „select“ the „wrong type of female students“, those who are not good and tough enough for the „rat race“? What do the men think? Would it create a more interesting and creative environment for the men with more „biodiversity“ even at the top level? Women are an important part of „biodiversity“. In all other parts of ecology you regard the ecosystem to be more robust with a higher degree of biodiversity or genetic variation. Women represent more than half of the human population but proximately 10% of the leaders. This is not regarded as a good situation when there is a growing mistrust between science and society. Do the scientists have the right priorities, do they try to solve the important problems for the world, and can they be trusted to give advise to the governments about the application of technology and political priorities? Since men and women are different, it would strengthen science by both expanding the perspectives and hopefully contribute to a better dialogue with the society. There are many (but very few new) questions and answers in the WISE debate. However, this does not mean that it is time to give up. On the contrary it is time to involve more people to start working harder on these issues.

As the issues on WISE has priority within FEBS, it was decided to expand the Executive Committee with one member to lead a working group on WISE. And so, at the FEBS Council meeting in 2001, I was lucky to be elected for this position for a three-year period, starting on 1st of January 2002. The FEBS working group for WISE consist additionally of the following persons: Assistant Professor Mickal Neeman (Israel), Professor Stefana Petrescu (Romania), Director Susan Greenfield (UK), Director Alexandre Quintanilha (Portugal), and Advisor Gerlind Wallon, EMBO (Germany). A scientist will assist the group for one month all together.

During this 3 year period the working group will develop a plan for FEBS' engagement in the topic Women in Science, and co-ordinate FEBS' activities within this area. WISE can not be handled by the science institutions themselves simply by employing a number of women. In order to increase the chance of seeing more women with a career in science in the future, we will have to work with people's attitudes throughout

the whole educational system, as well as in all the strategic processes in science or science politics. Thus we are going to collaborate with the FEBS working groups on Science and Society (headed by Professor Frederico Mayor) and Young Scientists (headed by Professor Marja Makarow). The Ministries of education in most European countries make statistics about proportion of female professors at universities and % female professors in the natural sciences. Some research institutions have also been studying WISE and made reports or publications about their results. Success in science is dependent of funding. In good scientific tradition we therefore would like also to collect published information about % women among grant applicants from the main research councils, and their success rate in grant application and „average funding“ compared with that of men, as well as other success criteria, e.g. number of publications in peer review journals. So far, there seems to be large differences between the countries (see the ETAN report), which makes this exercise interesting not only from a research point of view, but also as a source for interesting debates about how neutral is the evaluation of scientists and their work. We are going to have the first debate at the 28th FEBS meeting in Istanbul in October 2002.

7 FEBS Awards

7.1 Sir Hans Krebs Lecture and Medal



Figure 7.1.1: Sir Hans Krebs.

The Sir Hans Krebs Lecture and Medal was endowed by a generous capital gift from the Lord Rank Centre for Research and, since 1973, is awarded for outstanding achievements in Biochemistry and Molecular Biology or related sciences. Each Lecturer will be presented with a silver medal. The Lecture is one of the plenary lectures at a FEBS Meeting and is chosen by the Organizing Committee. It is expected that the Lecturer should be a European active in research. The lecture is published in the European Journal of Biochemistry and the recipient's travel expenses are met from the interest on the donation from the Lord Rank Centre for Research to which FEBS added a capital sum.

Krebs, a German biochemist, first postulated the mechanism of cyclic oxidation of substrates in the mitochondrial matrix in 1937, under the name *citric acid cycle*. Proper names are *tricarboxylic acid cycle* or *citric acid cycle*. However, many people refer to the process as the Krebs cycle in recognition of the contribution of Hans Krebs to the discovery.

Krebs discovered the formation of citrate from oxaloacetate and pyruvate, the 'missing link' that allowed the known reactions to form a cyclic sequence. Adding malonate to muscle suspensions caused an accumulation of succinate in the presence of citrate, isocitrate, cis-aconitate, or alpha-ketoglutarate. In the presence of fumarate, malate, or oxaloacetate, succinate also accumulated, clearly establishing a cyclic sequence leading to succinate. Malonate poisoning also limited the ability of oxaloacetate to stimulate the oxidation of pyruvate - where one molecule of oxaloacetate could stimulate the oxidation of many molecules of pyruvate in the uninhibited system, only one molecule of pyruvate was oxidized per molecule of oxaloacetate in the malonate-poisoned system. Thus, pyruvate clearly entered a cyclic system of oxidation of substrates.



Figure 7.1.2: The Hans Krebs Medal.

It wasn't established until later that citric acid was indeed the first substrate formed from the reaction of pyruvate and oxaloacetate, so the cycle was called simply the tricarboxylic acid cycle for many years. Now, both names are accepted, as well as the term 'Krebs cycle.'

Krebs' own account of the history of the discovery of the cycle can be found in his article, **The History of the Tricarboxylic Acid Cycle**, *Perspect. Biol. Med.*, 14: 154-170 (1970).

Table 7.1.1 Recipients of the KREBS Lecture and Medal (KREBS Lectureship)

| Year | Meeting | Awardee | Krebs Lecture |
|-------------|----------------|--------------------------------|--------------------------|
| 1968 | Prague | M.F. Perutz | 1 |
| 1969 | Madrid | A.S. Spirin | 2 |
| 1971 | Varna | D.C. Philips | 3 |
| 1972 | Amsterdam | E. Katchalski | 4 |
| 1973 | Dublin sp. | A.B. Pardee | 5 |
| 1974 | Budapest | C. Weissmann | 6 |
| 1975 | Paris | H.G. Wittmann | 7 |
| 1977 | Copenhagen | F.H.C. Crick | 8 |
| 1978 | Dresden | P. Mitchell | 9 |
| 1979 | Dubrovnik sp. | P. Desnuelle | 10 |
| 1980 | Jerusalem | S. Brenner (no lecture) | |
| 1981 | Edinburgh | C. Milstein | 11 |
| 1982 | Athens sp. | F. Jacob | 12 |
| 1983 | Brussels | A. Kornberg | 13 |
| 1984 | Moscow | R. Henderson | 14 |
| 1985 | Algarve sp. | R.J.P. Williams | 15 |
| 1986 | Berlin | G. Schatz | 16 |
| 1987 | Ljubljana | T.L. Blundell | 17 |
| 1989 | Rome | H. Beinert | 18 |
| 1990 | Budapest | P. Chambon | 19 |
| 1992 | Dublin | R. Huber (Martinsried) | 20 |
| 1993 | Stockholm | C. Nüsslein-Volhard (Tübingen) | 21 |
| 1994 | Helsinki sp. | J.-P. Changeux (Paris) | 22 |
| 1995 | Basel | K. Nasmyth (Vienna) | 23 |
| 1996 | Barcelona | J. Schell (Cologne) | 24 |
| 1997 | Amsterdam sp. | D. Baltimore (Cambridge, MA) | 25 |
| 1998 | Copenhagen | B. Samuelson (Stockholm) | 26 |
| 1999 | Nice | S. Prusiner (San Francisco) | 27 |
| 2000 | Birmingham sp. | Thomas Steitz (Yale, USA) | 28 |
| 2001 | Lisbon | Philip Cohen (United Kingdom) | 29 |
| 2002 | Istanbul | Jean Pouysségur (Nice, France) | 30 |

7.2 FEBS Anniversary Prizes of the Gesellschaft für Biochemie und Molekularbiologie

On the 10th Anniversary of FEBS, the Gesellschaft für Biologische Chemie (now Gesellschaft für Biochemie und Molekularbiologie, GBM) offered two prizes to be awarded at each FEBS Meeting for outstanding achievements in the field of Biochemistry and Molecular Biology and related sciences. These are awarded to persons under the age of 40, selected from among the lecturers invited to give a lecture at one of the Symposia or Colloquia held during a FEBS Meeting. The selection committee is composed of one person nominated by FEBS Council, one nominated by the Organizing Committee of the next FEBS Meeting, one nominated by the GBM together with the Meetings Counsellor who will act as convener of the Committee. Each Prize-Winner will receive a Diploma and a cash prize derived from the interests from generous capital gifts of Boehringer Mannheim GmbH and Eppendorf Gerätebau Netheler & Hinz GmbH.



Figure 7.2.1: The Diploma for the FEBS Anniversary Prize.

Table 7.2.1 Recipients of the Anniversary Prizes (set up in 1979)

| Year | Meeting | Awardee |
|------|---------------|--|
| 1990 | Budapest | I. W. Mattaj (FRS); D. Stewart (GB) |
| 1991 | (IUB) | Data not available |
| 1992 | Dublin | S.A. Benner (ETH Zurich); A.S. Whitehead (TC Dublin) |
| 1993 | Stockholm | A. Driessen (Groningen); G.O. Hing (Stockholm) |
| 1994 | Helsinki sp. | Marino Zerial (Naples); John Hjort Ipsen (Denmark) |
| 1995 | Basel | Josephine Antoinette Killian (Utrecht); Susanna Cotocchia (Lausanne) |
| 1996 | Barcelona | Konrad Basker (Zurich); Dusan Turk (Ljubljana) |
| 1997 | Amsterdam sp. | T.W.J. Gadella Jr. (Wageningen); U. Klingmüller (Fribourg) |
| 1998 | Copenhagen | C. Lopez-Otin (Oviedo, Spain); P. Bork (Heidelberg) |
| 1999 | Nice | B. DeStrooper (Leuven); Manuel Serrano (Madrid) |
| 2000 | Birmingham | Karen E.K. Duff (Orangeburg NY); Maria A. Blasco (Madrid)[PARA] |
| 2001 | Lisbon | Juergen Knoblich (Vienna); Modesto Orozco (Barcelona) |
| 2002 | Istanbul | Carola Hunte (Frankfurt M) |

The names of the awardees of the years 1980 through 1989 are no longer available.

7.3 Datta Lectureship Award



Figure 7.3.1:
Prakash S. Datta.

The Datta Lectureship award is provided by generous capital gifts from Elsevier Science Publishers and is awarded for outstanding achievements in the field of Biochemistry and Molecular Biology or related sciences. The award was set up in 1986 and is normally made at each Meeting of FEBS to one of the plenary lecturers, who should be from a FEBS country. A medal, provided by Elsevier Science Publishers, will be presented to the Lecturer, and the travel expenses for the recipient to attend the Meeting and deliver a plenary lecture are met from the interest on the capital gift from Elsevier Science Publishers.



Figure 7.3.2: The Datta Medal.

Formerly, the awarding committee was convened by a nominee of the next Meeting's Organising Committee and comprised, in addition, one person nominated by Council and one Member of the Executive Committee. To date, the award will be made by the Organising Committee of the next FEBS Meeting in consultation with the Meetings Counsellor.

Table 7.3.1 Recipients of the DATTA Lectureship Award

| Year | Meeting | Awardee |
|------|-----------------|---|
| 1986 | Berlin | F. Melchers (University of Basel, Switzerland) |
| 1987 | Ljubljana | N. Sharon (Weizmann Inst. Rehovot, Israel) |
| 1988 | No FEBS Meeting | |
| 1989 | Rome | B.G. Malmström (Chalmers Univ. Göteborg, Sweden) |
| 1990 | Budapest | J.C. Skou (University of Aarhus, Denmark) |
| 1991 | No FEBS Meeting | |
| 1992 | Dublin | D.E. Koshland Jr. (University of California, Berkeley, USA) |
| 1993 | Stockholm | A.R. Fersht (Cambridge, United Kingdom) |
| 1994 | Helsinki | E. Sackmann (TU München, Germany) |
| 1995 | Basel | P. de Camilli (Yale University New Haven, USA) |
| 1996 | Barcelona | Ch. Weissmann (ETH Zurich, Switzerland) |
| 1997 | Amsterdam | P. Cohen (University of Dundee, United Kingdom) |
| 1998 | Copenhagen | L. Johnson (Oxford, United Kingdom) |
| 1999 | Nice | None |
| 2000 | Birmingham | George Poste (Smith Kline Beecham, UK) |
| 2001 | Lisbon | Jean-Marc Egly (Illkirch, France) |
| 2002 | Istanbul | Wolfgang P. Baumeister (Martinsried, Germany) |

7.4 Theodor Bücher Lecture and Medal



Figure 7.4.1:
Theodor Bücher.

The Theodor Bücher Lecture and Medal was endowed by a generous capital gift from Frau Ingrid Bücher and is awarded for outstanding achievements in Biochemistry and Molecular Biology or related sciences. The capital will be used to commission the die stamps for a new silver medal: The FEBS Treasurer will invest the residue and the interest used to finance the award.

The Lecture is one of the plenary lectures at a FEBS Meeting and is chosen by the Organising Committee. It appears in the Meeting Programme as the „Theodor Bücher Lecture“. It is expected that the Lecturer should be active in research. The amount of money available in any year may be used to cover the Lecturer's travel expenses. Each

Lecturer is presented with a silver medal.

Theodor Bücher's Personality

Bücher studied chemistry in Munich and then in Berlin, the town where he spent his youth. In 1938, he entered Warburg's laboratory to do his doctoral thesis. This laid a basis for Bücher's future career: he congenially assimilated Warburg's ingenious capability of imaginative and precise experimentation to become his own

leading principle.

Already at the beginning of his career at Hamburg-Eppendorf, Bücher laid the grounds for a multitude of practical applications due to his abilities as a physiological chemist, combined with those of a gifted practical engineer.



Figure 7.4.2: The Bücher Medal

- Purification of enzymes and the practical application of optical assays.
- Construction of the Eppendorf photometer as a route to developing assays in clinical enzymology and clinical chemistry, which finally resulted in the foundation of the Eppendorf Geraetebau Company.
- Invention of the microliter pipette, without which modern biochemistry, bioanalytical and molecular biology would be unthinkable.

Being appointed professor of physiological chemistry in Marburg, Bücher started to turn his curiosity for „Biological Organisation“ into practical research.

One of the major topics of Bücher’s research became the measurement of metabolites and enzyme activities in intact tissues. After he was appointed head of the institute of physiological chemistry in Munich, he continued to investigate metabolic pathways in intact organs following their changes in development by imaging their enzyme patterns.

Finally, his interest in the interrelationship between form and function focused on the investigation of the biogenesis of mitochondria. Synthesis and assembly of components of the respiratory chain and the ATP synthase, import of mitochondrial components from the cytosol and the coordination of nuclear and mitochondrial activities became a novel field. Numerous pupils of the Bücher School have carried on this field with conspicuous success.

Bücher devoted a considerable part of his scientific and political influence in re-establishing biochemistry in Germany after the war. As a president of the Gesellschaft für Biologische Chemie, he helped transform the old „Biochemische Zeitschrift“ into the European Journal of Biochemistry in 1967.

Furthermore, Bücher was an enthusiastic academic teacher, celebrating the big lecture for medical students. Generations of physicians are grateful to him that he was able to demonstrate to them the necessity of modern biochemistry as a basis for medical art and science.

(Text from laudation by Horst Feldmann in Lisbon 2001)

Table 7.4.1 Recipients of the Bücher Medal (Bücher Lectureship)

| Year | Meeting | Awardee | BücherLecture |
|-------------|----------------|-----------------------------------|----------------------|
| 1999 | Nice | M.C. van Montagu (Ghent, Belgium) | 1 |
| 2000 | — | No medal awarded | — |
| 2001 | Lisbon | T. Bartels (Germany) | 2 |
| 2002 | Istanbul | T. Pozzan (Padova, Italy) | 3 |



Figure 7.5.1: Diplome d'honneur.

7.5 FEBS Diplôme d'Honneur

Inaugurated as part of the 10th Anniversary celebrations, the Diplôme is awarded to individuals judged by the Executive Committee as having made an exceptional contribution to FEBS activities. Nominations are solicited from the constituent Societies and recipients of the Diplôme will be selected by FEBS Executive Committee. The Diplômes will be presented at a FEBS Meeting and will be signed by the Chairman and the Secretary-General of FEBS. Recipients of the Diplôme are invited to attend FEBS Meetings without payment of the registration fee.

Table 7.5.1 List of DIPLOME D'HONNEUR Holders

| Year | Name | Institution |
|------|----------------------|---|
| 1974 | H.R.V. Arnstein | Dept. of Biochemistry, King's College, Strand, London WC2R 2LS, England |
| 1974 | Th. Bücher | Deceased |
| 1974 | S.P. Datta | 9 Dukes Avenue, London W4 2AA, England |
| 1974 | F.C. Happold | Deceased |
| 1974 | O. Hoffmann-Ostenhof | Deceased |
| 1974 | C. Liébecq | Université de Liège, Belgium |
| 1974 | W.J. Whelan | Dept. Biochemistry and Molecular Biology (M823), Univ. of Miami, School of Medicine, POBox 016129, Miami, FL-33101-6129, USA |
| 1976 | F. Lynen | Deceased |
| 1977 | J.E. Courtois | Deceased |
| 1979 | L.L.M. van Deenen | Deceased |
| 1979 | M. Gruber | Deceased |
| 1979 | J.P. Ebel | Deceased |
| 1981 | P.N. Campbell | University College London, Gower Street, London WC1E 6BT, England |
| 1981 | S. Rapoport | Kuckhoffstraße 45, D-13156 Berlin, Germany |
| 1984 | M. Yomtov | Deceased |
| 1984 | T.W. Goodwin | Monzar, 9 Woodlands Close, Parkgate, South Wirral L64 6RU, England |
| 1987 | G. Bernardi | Stazione Zoologica Anton Dohrn, Villa Comunale, I-80121 Napoli, Italy |
| 1990 | G. Dirheimer | Institut de Biologie Moléculaire et Cellulaire du CNRS, 15 rue René Descartes, 67084 Strasbourg Cedex, France |
| 1992 | G. Semenza | ETH Zürich, Laboratorium für Biochemie, ETH Zentrum, Universitätsstr. 16, CH-8092 Zürich, Switzerland |
| 1994 | C. Gancedo | Instituto de Investigaciones Biomedicas, Arturo Duperier no 4, E-28029 Madrid, Spain |
| 1996 | H. Feldmann | Adolf-Butenandt-Institut, Molekularbiologie, Schillerstrasse 44, D-80336 München, Germany |
| 1996 | K.F.A. Decker | Institut für Biochemie und Molekularbiologie, Universität Freiburg, Hermann-Herder-Strasse 7, D 79104 Freiburg i.Br., Germany |

Table 7.5.1 continued.

| | | |
|------|--------------------|---|
| 1996 | H. Kleinkauf | TU Berlin, Max-Volmer-Institut für Biophysikalische Chemie und Biochemie, Straße des 17. Juni 135, 10623 Berlin |
| 1996 | M. Grunberg-Manago | Institut de Biologie Physico-chimique, Rue Pierre et Marie Curie, Paris |
| 1998 | V. Turk | Department of Biochemistry and Molecular Biology, Josef Stefan Institute, Jamova 39, SL-1000 Ljubljana, Slovenia |
| 1998 | U. Littauer | The Weizmann Institut of Science, 76100 Rehovot, Israel |
| 1998 | A. Evangelopoulos | National Hellenic Research Foundation, 48 Vass. Const. Ave., GR-Athens 116 35, Greece |
| 2001 | B.F.C. Clark | Department of Molecular and Structural Biology, University of Aarhus - The Science Park, Gustav Wieds Vej 10 - 8000 Aarhus C, Denmark |
| 2001 | I. Pecht | Department of Chemical Immunology, The Weizmann Institute of Science, 76100 Rehovot, Israel |
| 2001 | J. Skoda | Prague |

7.6 FEBS Ferdinand Springer Lectureship

The FEBS Ferdinand Springer Lectureship was installed in 1973 and was last awarded for the period 1998/99. Funded by the interest from a capital gift from Springer-Verlag, this award provided an honorarium and travel expenses to allow distinguished biochemists to accept invitations to visit institutes in FEBS countries. The awarding committee comprised the Secretary General and the Treasurer of FEBS, three Members appointed by Council and a representative of Springer-Verlag.

Table 7.6.1 FEBS Ferdinand Springer Lectureships

| Year | Awardee | Title(s) | Places visited |
|---------|-----------------------------|---|--|
| 1973 | E.K. Bautz (Heidelberg) | Initiation of transcription by RNA polymerase of <i>E. coli</i> and phage T3 | Leningrad, Moscow, London, Leeds, Glasgow |
| 1973/74 | Y. Ovchinnikov (Moscow) | Membrane active complexes: chemistry and function | Sofia, Vienna, Frankfurt, Göttingen, Heidelberg, München |
| 1974/75 | H.L. Kornberg (Leicester) | Regulation of carbohydrate uptake by <i>E. coli</i> | Zürich, Berlin, Jena, Leipzig |
| 1975/76 | J.-P. Changeux (Paris) | Functional properties of the physiological receptor of acetylcholine | Copenhagen, Tromsø, Bergen, Oslo Ghent, Strasbourg, Utrecht, Leiden, Köln, Giessen, München, Prague, Rehovot, Jerusalem, Tel Aviv |
| 1976/77 | L. Philipson (Uppsala) | Adeno virus transcription | Oeiras, Amsterdam, London, Grenoble |
| 1977/78 | M. Avron (Rehovot) | The mechanism of energy conservation in photosynthesis | |
| 1978/79 | G. Schatz (Basel) | Molecular organisation and biogenesis of mitochondria | London, Graz, Vienna, Sofia, Oslo, Stockholm |
| 1979/80 | L.L.M. van Deenen (Utrecht) | Dynamic aspects of lipid-protein interactions in membranes | Reykjavik, Yugoslavia, Bulgaria, Ankara |
| 1980/81 | S. Magnusson (Aarhus) | Aspects of structure, function and evolution of prothrombin, plasminogen, antithrombin-III, alpha-2-macroglobulin and cold-insoluble globulin (fibronectin) | London, Cambridge, Oxford, Leningrad, Moscow, Pushino, Helsinki, Vienna, Athens, Patras, Ankara, Istanbul, Szeged, Budapest, München, Lausanne, Bern, Erfurt |

Table 7.6.1 cont'd.

| | | | |
|---------|-----------------------------|--|--|
| 1981/82 | P. Venetianer (Szeged) | The promoters of bacterial rRNA genes | Paris, Strasbourg, Lisbon, Vienna, Helsinki, Copenhagen, Aarhus, Heidelberg, Freiburg, München |
| 1982/83 | R. Henderson (Cambridge) | Bacteriorhodopsin and other membrane proteins | Moscow, München, Köln, Regensburg, Tübingen, Madrid, Bilbao, Rome, Grenoble |
| 1983/84 | T. Blundell (London) | Structural evidence for gene duplication in the evolution of proteins (i), The conformation of molecular biology of polypeptide hormones and growth factors (ii) | Helsinki, Oulu, Uppsala, Stockholm, Copenhagen, Aarhus, München, Würzburg, Heidelberg, Frankfurt |
| 1984/85 | A.A. Hadjiolov (Sofia) | Structure and processing of ribosomal RNA in eukaryotes | London, Liverpool, Berlin, Heidelberg, Freiburg, Würzburg, Toulouse, Strasbourg, Gif-sur-Yvette, Vienna, Graz, Innsbruck, Budapest, Szeged |
| 1985/86 | W. Schaffner (Zürich) | Enhancers of eukaryotic gene expression | Sofia, München, Utrecht, Amsterdam, Gembleux |
| 1986/87 | D. Stehelin (Lille) | Retroviruses with two oncogenes | Canterbury, Uppsala, Göteborg, Oslo, Bergen, Helsinki, Turku, Brussels |
| 1987/88 | M.J. Berridge (Cambridge) | Inositol lipids and cell signalling | Brussels, Bern |
| 1988/89 | A. Fersht (London) | Stability and folding pathway of an enzyme using protein engineering | Copenhagen, Zürich |
| 1989/90 | W. Neupert (München) | Import of proteins into mitochondria: a multi-step process | Fuglso, Amsterdam, Louvain, Paris |
| 1990/91 | P. Cohen (Dundee) | The regulation of protein phosphatases by hormones, toxins and tumour promoters (i); The molecular mechanism by which insulin stimulates biosynthetic processes, recent advances (ii) | Aarhus, Reykyavik, Mons, Montpellier, Helsinki |
| 1991/92 | R.J.P. Williams (Oxford) | Bringing inorganic chemistry to life (i); The evolution of proteins to match metal ion properties (ii); The nature and importance of mineral phases in biology (iii); The coupling of electron transfer to photon movements (iv) | Innsbruck, Brussels, Florence, Rome, Frankfurt, München, Haarlem, Stockholm |
| 1992/93 | M. Wikström (Helsinki) | Oxygen activation and the conservation of energy in cell respiration | Namur, Basel, Sheffield |
| 1993/94 | S. Moncada, FRS (Beckenham) | not carried out | |
| 1994/95 | H. Feldmann (München) | The yeast genome project - lessons from genome analysis (i); A novel family of ATP-binding proteins in yeast involved in programmed proteolysis (ii) | Bari, Naples, Rome, Brussels, Riga, Geilo |

Table 7.6.1 cont'd.

| | | | |
|---------|--------------------------|---|---|
| 1996 | H. Kleinkauf (Berlin) | Peptide antibiotics – biosynthesis and functions (i); Enzymatic formation of bioactive peptides and related compounds (ii) | Strasbourg, Antalya, Oeiras and Porto, Heraklion, Ioannina and Patras, Helsinki and Turku, Bratislava and Prague, Vienna, Salzburg and Innsbruck, Moscow, Liège and Brussels, Naples, Rome and Bari |
| 1996/97 | R. Jaenicke (Regensburg) | (i) Folding of Proteins in vitro versus in vivo (ii); stability and stabilisation of proteins. | Gif-sur-Yvette, Paris, Prague, Budapest, Szeged, Reykjavik, Innsbruck, Ljubljana, Ferrara, Rome, Bari, Leuven, Lillehammer |
| 1997/98 | G. Schatz (Basel) | How mitochondria import proteins from the cytoplasm (i); The biogenesis of mitochondria (ii) | Lisbon, Ankara, Tromsø, Eilat, Tel Aviv, Thessaloniki, Ljubljana, Graz, Wien |
| 1998/99 | V. Turk (Ljubljana) | Cysteine proteinases and antigen presentation (i); Lysosomal cysteine proteinases and regulation of their activity (ii); an both subjects combined in one lecture | Athens, Prague, Reykjavik, Aarhus, Copenhagen, Geilo, Haifa |

Epilogue

The FEBS Memoir would not have been possible without the generous help of the many colleagues and friends whom I know from my time with FEBS, maybe some of them even longer than that. The actual impetus to edit a book memorising the forty years of FEBS that have passed since its foundation in 1964 came from Prakash Datta. During a visit to London, he big-heartedly handed over to me his album full of nice pictures, portraits, documents, and articles from the first years of FEBS. This collection provided the grounds on which I could build. I even realized that presenting a 'loose' compilation of original texts and data offered the most realistic way of reflecting contemporary views and developments, and authentic reminiscences. Several articles were reproduced from FEBS Letters, the European Journal of Biochemistry, and FEBS NewsLetter. Unavoidably, choosing this approach may not have covered some aspects.

I am sincerely indebted to the colleagues who have kindly contributed articles, pictures, and other material, or have helped in various ways: Peter Campbell (London), Julio Celis (Copenhagen), Prakash S. Datta (London), Guy Dirheimer (Strasbourg), Carlos Gancedo (Madrid), Joan Guinovart (Barcelona), Camilla Krogh Lauritzen (Copenhagen), Claude Liébecq (Brussels), Uriel Littauer (Rehovot), Marja Makarow (Helsinki), John Mowbray (London), Peter Ott (Bern), Israel Pecht (Rehovot), Richard Perham (London), Claudina Rodrigues-Pousada (Oeiras), Sissel Rogne (Oslo), Giorgio Semenza (Zurich), Jean-Luc Souciet (Strasbourg), Willy Stalmans (Leuven), Felix Wieland (Heidelberg) and Karel Wirtz (Utrecht).

I hope that the book will fulfil three requirements: preserve a number of documents, save useful data, and - last but not least - demonstrate the enormous development FEBS has taken since its inception in 1964. For me, personally, the years in FEBS have been a most enjoyable time, which I never wanted to have been without. It gave me the privilege of meeting and working with so many colleagues, whose friendship I shall always value highly. May FEBS grow and flourish through this 'new' century!

Horst Feldmann
April 2003

Annex 1

1.1 FEBS Statutes, Rules and Guidelines ann. 2003

FEBS is a Registered Charity.

Registered Charity No. 261793

Registered Address: c/o The Biochemical Society, 59 Portland Place, London W1N 3AJ, U.K.

FEBS website: <http://www.febs.org>

Contents

Statutes of the Federation

1. Objectives of the Federation
2. Administration and Membership
3. Rules for Nomination of FEBS Officers
4. Meetings of the Federation
5. Exchange of Information
6. Attendance at Domestic Meetings
7. Central Fund
8. Dissolution of the Federation
9. Alterations to the Statutes of the Federation
10. Location of Office
11. English Law to Apply

Rules for FEBS Administration

Guidelines for Societies applying for membership of FEBS

Corporate Membership

Extension of FEBS Activities to Non-Members

- Support for IUBMB Meetings
- Support for FAOB Congresses
- Support for FASBMB Meetings
- Support for PABMB Meetings

Publications Committee

- Guidelines for the Publication of Lectures Presented at FEBS Meetings

Fellowships Committee

- General Guidelines for FEBS Fellowships
- Guidelines for FEBS Short-Term Fellowships
- Guidelines for FEBS Long-Term Fellowships
- FEBS Distinguished Young Investigator Award
- FEBS Fellowship Follow-up Research Fund
- Guidelines for Summer Fellowships
- Guidelines for Collaborative Experimental Scholarships for C & E Europe

Advanced Courses Committee

- Guidelines for Applications for a FEBS Course Grant
- FEBS Youth Travel Fund

Meetings Counsellor

Guidelines for the organisers of FEBS Meetings

Recommendations Concerning the Selection of Invited Speakers

Guidelines for the Use of Any Profits from FEBS Meetings

FEBS Anniversary Prizes of the Gesellschaft für Biochemie u Molekulare Biologie

Sir Hans Krebs Lecture and Medal

Datta Lectureship Award

Theodor Bücher Lecture and Medal

FEBS Financial Obligations at Main Meetings

FEBS Meetings Bursarie

FEBS Diplôme d'Honneur

Scientific Apparatus Recycling Scheme (SARS)

Appendix, Address List

STATUTES OF FEBS — THE FEDERATION OF EUROPEAN SOCIETIES OF BIOCHEMISTRY AND MOLECULAR BIOLOGY¹

1. OBJECTIVES OF THE FEDERATION

The Federation is established for the public benefit to advance research and education in the science of Biochemistry and Molecular Biology, and to publish or arrange for the publication of the results of Biochemical and Molecular Biological research and other information tending to advance the science of Biochemistry and Molecular Biology.

For these purposes or either of them:

- a. to hold and arrange courses on matters connected with Biochemistry and Molecular Biology, and
- b. to facilitate the exchange of scientific information between biochemists, molecular biologists and related scientists generally and especially in Europe by the holding of meetings and discussions and by other appropriate means.

Since the aim of the Federation is to advance Biochemistry and Molecular Biology and not to benefit personally the scientists who are members of the Federation, the publications and other facilities provided by the Federation shall so far as practicable and subject to any reasonable charge be made available to persons who are not members as well as to members.

2. ADMINISTRATION AND MEMBERSHIP²

- a. The Federation shall consist of Societies of Biochemistry and Molecular Biology in the European area. Societies of Biochemistry and Molecular Biology within the European area will also be eligible as Associate Members. The members of the Associate Societies will have the same benefits as the members of the Constituent Societies. The Associate Societies will not have to pay an annual fee to FEBS. Each Associate Society may nominate one observer to the annual meeting of Council, but will have no right to vote. All members of the Constituent Societies or Associate Societies are *ipso facto* members of the Federation with equal privileges. Any Member Society which has not paid the annual Membership fee will be deemed to be an Associate Member until the fee is paid.
- b. New admissions of Societies to membership or associate membership of the Federation are to be decided by its Council, provided that the Society making the application has lodged full details and documentation of its activities with the Secretary-General at least three months before the Council meeting. See GUIDELINES FOR SOCIETIES APPLYING FOR MEMBERSHIP OF FEBS below.

¹ Adopted at the 10th Council Meeting, Zürich, 2 September 1970; amended at the 19th Council Meeting, Dubrovnik, 19 April 1979, at the 25th Council Meeting, Algarve April 1985 and at the 26th Council Meeting, Berlin, 27 August 1986.

² Changes to office of Chairman and Vice-Chairman (formerly Past-Chairman), adopted at 40th Council, Birmingham 15 July 2000

- c. The affairs of the Federation shall be conducted by a Council consisting of one delegate from each Constituent Society, and the members of the Executive Committee, each of whom will have one vote. The Council may empower a Constituent Society to act on its behalf.
- d. Each Constituent Society shall nominate annually one delegate or a deputy to the Council of the Federation. The name of the delegate should be notified to the Secretary-General at least one month before the next Council meeting.
- e. The Council shall elect, by secret ballot, the FEBS Officers, namely the Secretary-General, the Treasurer, the Chairman of the Publications Committee, the Chairman of the Advanced Courses Committee, the Chairman of the Fellowships Committee and the Meetings Counsellor. (See: Rules for Nomination of FEBS Officers, 3. below). Each of these Officers shall serve for a term of three years ³. These FEBS Officers may not serve in the same capacity for more than two additional terms (a total of nine years), except the Treasurer ⁴. None of these Officers shall be a delegate of his Constituent Society.
- f. Subject to the Council, the administration of the Federation shall be vested in an Executive Committee consisting of the Chairman, the Vice-Chairman, the FEBS Officers together with any person or persons appointed by Council to serve thereon for a specified period. They shall be empowered to act on behalf of the Council and to enter into contracts in the period between meetings of the Council.
- g. The Council shall from time to time appoint one of the Constituent Societies to be the Host Society to organise a General Meeting („Congress”) of the Federation. The Host Society shall appoint a person who will serve as the next Vice-Chairman of the Council. He or she is in the statutes referred to as the Vice-Chairman of FEBS and will become Chairman of FEBS one calendar year after taking up office as Vice-Chairman.
- h. Except as otherwise expressly provided by these Statutes, any matter to be decided by the Council shall be decided by a simple majority vote of those present and voting at a meeting of the Council.
- i. The Council shall meet at each Congress of the Federation and at such other times as may be necessary.
- j. Any Constituent Society is free to withdraw from the Federation at a meeting of the Council provided notice of such withdrawal has been communicated to the Secretary-General at least one month before the Council Meeting.

3. RULES FOR NOMINATION OF FEBS OFFICERS⁵

- a. Constituent Societies should be approached to propose candidates for office.

³ Reaffirmed after extensive consultation at the 39th Council Meeting, Nice, 22nd June 1999.

⁴ Also confirmed at the 39th Council Meeting, Nice 22nd June 1999.

⁵ Approved by Council in Dubrovnik, 1979.

- b. After discussing the merits of the persons proposed, the Executive Committee will normally recommend more than one candidate for each office, with due regard to geographical representation.
- c. The Secretary-General should circulate the names of those recommended by the Constituent Societies at least 2 months prior to the Council Meeting at which they will be elected.

4. MEETINGS OF THE FEDERATION

- a. A Congress of the Federation shall be held at least every two years at a place chosen by the Host Society and approved both by the Host Society and by the Council. A Congress shall also be open to non-members.
- b. A Congress of the Federation shall provide opportunities for the presentation of original communications, demonstrations and symposia. The detailed arrangements for the Congress shall be at the discretion of the Host Society, in agreement with the Meetings Counsellor.
- c. The financial arrangements for a Congress are the responsibility of the Host Society. Registration fees for those attending a Congress may be charged by the Host Society. Normally members of all Constituent Societies or Associate Societies shall be charged on the same basis.

5. EXCHANGE OF INFORMATION

It shall be the duty of each Constituent Society or Associate Society to publicize the activities of the other Constituent Societies or Associate Societies so as to encourage contacts between scientists in the different European countries and, on request, to circulate to its members information about the next FEBS General Meeting.

6. ATTENDANCE AT DOMESTIC MEETINGS

Any member of the Federation may, on making proper application, be admitted to an open meeting of a Constituent Society or Associate Society other than his own, on the same terms as if he were a member of that Society, although permission to present a paper shall be at the discretion of the Society holding the meeting.

7. CENTRAL FUND

There shall be formed a central fund, composed of membership fees, royalties and other income. Membership fees shall be determined from time to time by the Council. The fund shall be applied to further the objectives of the Federation.

8. DISSOLUTION OF THE FEDERATION

The Federation and its statutes may be dissolved at any time at a meeting of the Council at which two-thirds of the members are present and vote and at which there is two-thirds affirmative majority vote in favour of the proposal. The proposal must be notified in writing to the Secretary-General, at least three months before a Council Meeting. The Secretary-General shall in turn notify all Constituent Societies and Associate Societies, at least two months before the Council meeting. On the dissolution of the Federation any surplus assets of the Federation shall in such manner as the Council may decide be applied for charitable purposes in connection with the advancement of research and education in the science of Biochemistry and Molecular Biology.

9. ALTERATIONS TO THE STATUTES OF THE FEDERATION

The statutes of the Federation may be amended, deleted, or augmented at any Council Meeting by a two-thirds affirmative majority vote, provided that at least two-thirds of the members are present and vote.

Proposed changes must be notified in writing to the Secretary-General, at least three months before a Council Meeting. The Secretary-General shall in turn notify all Constituent Societies and Associate Societies of such proposals, at least two months before the Council Meeting. No change shall be made which would extend the objectives of the Federation beyond those of advancing education and research in Biochemistry and Molecular Biology; publishing or arranging for the publication of the results of biochemical and molecular biological research and other information tending to advance these sciences; and promoting charitable purposes ancillary to these main objectives.

10. LOCATION OF OFFICE

The principal office of the Federation shall be situated in England and until otherwise decided by the Council shall be at the office of The Biochemical Society.

11. ENGLISH LAW TO APPLY

The Federation shall be deemed to be an association governed by the Law of England and these Statutes shall be construed and operate in accordance with English Law.

RULES FOR FEBS ADMINISTRATION⁶

1. The Vice-Chairman shall take office on the 1st of January following his appointment. The previous Chairman leaves the Committee at this time.
2. The new Secretary-General should be elected one year before the last meeting of Council convened by the outgoing Secretary-General.

⁶Adopted at the 24th Council Meeting in Moscow, 28 June 1984; amended at the 26th Council Meeting in Berlin, 27 August 1986 and at the 29th Council Meeting in Rome, 5 July 1989.

3. The new Treasurer should be elected one year before the last meeting of Council at which the accounts will be presented by the outgoing Treasurer.
4. Constituent Societies shall be asked to nominate candidates for the Advanced Courses, Publications and Fellowships Committees. The members of Council may vote for a candidate from among those proposed in due time by the Societies or by the respective Committees. The Executive Committee may recommend candidates in order of preference. Curricula vitae of candidates must be sent to the Secretary-General by the proposer and these will be provided to members of Council.
 - a. Council has a duty to give due regard to the geographical distribution and fields of interest of the members of committees elected.
 - b. According to the Statutes, the persons elected must gain more than 50% of the votes cast by those present and voting. If after two rounds of voting there is no majority for a candidate, Council must decide how to proceed.
 - c. No ordinary member of a Committee may serve for more than four years and will not be eligible for re-election to the same Committee as an ordinary member for a least two years after completion of his or her term of service.
5. Any candidate present at elections should leave the room during discussions. However, they have the right to vote if they are full members of Council.
6. The Secretary-General shall inform new officers and new members of Committees of their election. This should be followed by a letter from the Chairman of the relevant Committee explaining the obligations of the member.

GUIDELINES FOR SOCIETIES APPLYING FOR MEMBERSHIP OF FEBS.⁷

After discussions at the 39th Council in Nice 1999, it was proposed that there needed to be some guidance given to Societies which aspired to join FEBS. The 40th Council in Birmingham 2000 agreed that the following information should be sought as a basis for an application.

The applicant Society should provide:

1. a short history of the Society together with its aims and objectives and a copy of its charter (where available);
2. a description of its organisational structure and the titles and functions of its officers;
3. the rules for proposing/accepting members and their current number;
4. an account of the meetings and educational activities arranged in the previous two years;
5. evidence of participation of members in FEBS Meetings and references to publications by members in international journals;
6. a short survey of the institutions in the country prosecuting research in biochemistry and molecular and

CORPORATE MEMBERSHIP⁸

1. A new category of member of FEBS called a Corporate Member has been established.
2. Membership applications shall be subject to approval by FEBS Council.
3. Membership will be open to Commercial enterprises with general interests consonant with the aims of FEBS on payment of an annual subscription fee to be determined by the FEBS Treasurer from time to time.
4. Sponsoring Members will be entitled to:
 - a. receive an annually updated list of the current list of names and addresses for Constituent Societies and FEBS Officers,
 - b. receive copies of Council Minutes, FEBS Bulletins or information sheets which may supplement these,
 - c. receive Circulars sent to Constituent Societies by FEBS Secretary-General,
 - d. be provided with the list of new Advanced Courses and the addresses of the Course Organisers approved at meetings of the Advanced Courses Committee,
 - e. be included, if desired, on a list of Corporate Members to be circulated to Advanced Course Organisers,

⁷Adopted at the 40th Council Meeting, Birmingham, 15th July 2000

⁸Adopted at the 31st Council Meeting, Jerusalem, 4 August 1991.

- f. receive via FEBS information from the Organisers of FEBS Meetings concerning any commercial exhibition to be run in conjunction with a main meeting,
- g. have suitably qualified employees considered as members of FEBS allowing them to receive grants from the Youth Travel Fund or FEBS Fellowships.

EXTENSION OF FEBS ACTIVITIES TO NON-MEMBERS⁹

1. FEBS is willing in principle to extend aid to Biochemistry and Molecular Biology in developing countries within the area of interest of FEBS.
2. FEBS approves the participation of biochemists and molecular biologists and related scientists from the above countries in the activities organized by FEBS. The Guidelines of the FEBS Fellowships Committee and the Scheme of the Youth Travel Fund should allow biochemists, molecular biologists and related scientists from the above countries to receive support.
3. FEBS will organize Advanced Courses or extend support to meetings only in such countries to which free access is granted to members from all FEBS Constituent Societies as stipulated in ICSU documents on free circulation for scientists¹⁰.

SUPPORT FOR IUBMB CONGRESSES¹¹

FEBS will offer a sum of money to support a plenary lecture „The FEBS Lecture“ at IUBMB Congresses. The lecturer will be chosen by the meeting organisers but is expected to come from a FEBS Constituent Society. As with the Krebs and Datta Lectures only Travel Money will be paid.

SUPPORT FOR FAOB CONGRESSES¹²

Travel costs for a plenary lecture „The FEBS Lecture“ to be provided for a distinguished European at FAOB Congresses. Other costs to be borne by the organizers.

SUPPORT FOR FASBMB CONGRESSES¹³

Travel costs to be provided for a distinguished European chosen by the meeting organisers to deliver a plenary lecture „The FEBS Lecture“ at FASBMB Congresses. Other costs to be borne by the organizers.

SUPPORT FOR PABMB CONGRESSES¹⁴

⁹Adopted by Council Meeting in Jerusalem, 27 August 1980.

¹⁰These are contained in „Advice to Organizers of Scientific Meetings“ published by the International Council of Scientific Unions (ICSU), 51, bd. de Montmorency F-75016 Paris, France.

¹¹Agreed by Executive Committee, Paris, 4 December 1993.

¹²Agreed by 33rd Council Meeting, Stockholm, 7 July 1993.

¹³Agreed by 35th Council Meeting, Basel, 16 August 1995; ratified by Executive Committee, Munich, 9 December 1995.

¹⁴Agreed by Executive Committee, Ljubljana, 12 December 1998.

Travel costs to be provided for a distinguished European chosen by the meeting organisers to deliver a plenary lecture „The FEBS Lecture“ at PABMB Congresses. Other costs to be borne by the organizers.

PUBLICATIONS COMMITTEE

There shall be a FEBS Publications Committee composed of the Chairman elected by Council [Statute 2(e)], five ordinary members elected by Council [Rules for FEBS Administration 4], and, ex officio with voting rights, the Chairman of the Editorial Board of *European Journal of Biochemistry*, the Managing Editor of *FEBS Letters*, the FEBS Secretary General, and the FEBS Treasurer. As observers, the Editor of *FEBS Bulletin* and other appropriate experts invited by the Chairman.

TERMS OF REFERENCE

1. To select the Chairman of the Editorial Board of *European Journal of Biochemistry*, the Managing Editor of *FEBS Letters* and the person in charge of any other FEBS publication, and to recommend their appointment to Council.
2. To appoint the members of the Editorial Board of *European Journal of Biochemistry*, the Editors of *FEBS Letters* and of any other FEBS publication.
3. To consider all aspects of publication policy in accordance with the Objectives of the Federation and to advise the Executive Committee and Council on all matters concerning publications.
4. To oversee the editorial activities of all FEBS publications. The Chairman of the Publications Committee to be invited to participate as an observer in any meeting of editors of such publications.
5. To conduct negotiations with publishers with respect to FEBS publications and to make recommendations to the Executive Committee.

GUIDELINES FOR THE PUBLICATION OF LECTURES PRESENTED AT FEBS MEETINGS

A. PUBLICATION OF SELECTED PAPERS

The Organising Committee should at an early date make contact with the Managing Editor of *FEBS Letters*¹ with a view to organising a Special Issue of that journal in connection with the Meeting.

B. PUBLICATION OF PLENARY LECTURES

1. It is customary for the Krebs Lecture to be published in *European Journal of Biochemistry* and the Datta Lecture in the Special Issue of *FEBS Letters*. The Organizing Committee should notify the Chairman of the Editorial Board of *European Journal of Biochemistry*¹¹ and the Managing Editor of *FEBS Letters* as soon as the lecturers have accepted their invitations to lecture.
2. Any change in the publication of plenary lectures should only be made in consultation with the Chairman of the Publications Committee.

FELLOWSHIPS COMMITTEE¹⁶

There shall be a FEBS Fellowships Committee composed of the Chairman elected by Council [Statute 2(e)], five members elected by Council [Rules of FEBS Administration 4] and, ex officio with voting rights, the FEBS Secretary-General and the FEBS Treasurer.

TERMS OF REFERENCE

1. To administer the FEBS Fellowships programme.
2. To arrange for the due consideration of Applications for Fellowships.
3. In co-operation with the FEBS Treasurer to assure payments of stipends etc. to FEBS Fellows.
4. To monitor the progress of Fellows.

GENERAL GUIDELINES FOR FEBS FELLOWSHIPS

1. FEBS Fellowships are intended to allow members of a FEBS Constituent Society to work in a laboratory in a different FEBS country from that in which the Fellow normally works. Applications from developing countries in the FEBS area of interest may be considered but full funding of the travel costs may not be given.
2. Applicants should be a member of a FEBS Constituent Society. Applications from senior scientists will not be considered.
3. FEBS Fellowships may not be used to complement another fellowship; applicants should state whether applications have been submitted to other grant-awarding bodies for the same project and whether any other grants have been received towards the same projected visit.
4. No grant will be given by FEBS to the institute receiving the Fellow to cover research costs or bench fees.
5. FEBS does not recognise recipients of its Fellowships as agents or employees and accepts no liability for their actions and activities, or for their health and safety. It is the responsibility of the Fellow to ensure that the host institute is fully covered by the appropriate insurances.
6. Medical and travel insurance are not provided by FEBS. Recipients of grants are urged to ensure that they are fully covered.
7. FEBS is a non-governmental organisation and its Fellowships are not automatically endowed with any tax privileges. It is the responsibility of the recipient to pay any taxes levied by a national authority.

¹⁶Adopted by FEBS Council Meeting, Dresden, 1978..

GUIDELINES FOR FEBS SHORT-TERM FELLOWSHIPS

To be read in conjunction with General Guidelines for FEBS Fellowships

1. These Fellowships are for short-term visits (not longer than two or, in exceptional cases, three months), for the purpose of scientific collaboration, advanced training or employing techniques not available at the usual place of work. Applicants must have a PhD or have at least one published paper as a main author in an international scientific journal.
2. Short-Term Fellowships are not awarded for attendance at courses, symposia, meetings or congresses.
3. A period of at least two years must elapse before applications for a second award of a FEBS Short-Term Fellowship will be considered.
4. The daily allowance will be reviewed and adjusted annually in consultation with the FEBS Treasurer¹⁷.
5. Travel costs will provide for a second-class rail fare or an economy flight .
6. Short-Term Fellowships are intended to cover travel and subsistence costs for the Fellow only; expenses incurred by dependents are not provided for.
7. Application forms may be obtained from the Chairman of the FEBS Fellowship Committee whose address may be found at the FEBS web site¹⁸. Completed Application Forms (three copies, written in English and accompanied by a self-addressed label) should be sent to the Chairman (applications by fax will not be considered). The following documents should also be provided:
 - a. Details of the research proposal on no more than two A4-sized pages of single-spaced text clearly indicating:
 - i. the nature of the work and an outline of the experiments proposed;
 - ii. why it is necessary to travel to a laboratory in another country to perform the work;
 - iii. why the particular laboratory has been selected;
 - iv. why the project will require the time period requested.
 - b. A short curriculum vitae with a list of publications in the format of the references required by *European Journal of Biochemistry*. Abstracts should not be included.
 - c. A letter of acceptance from the head of the recipient institute, countersigned by the leader of the group(s) in which the applicant will work, stating that the institute will receive the applicant. This should be provided on the official form supplied by the Chairman of the FEBS Fellowship Committee, or downloaded from the FEBS web site.

¹⁷ EUR 60 per diem in 2003.

¹⁸ www.febs.org

- d. A letter of support from an experienced scientist who knows the applicant. This should be sent directly to the Chairman, independently of other documents.
 - e. A letter from the appropriate FEBS Constituent Society confirming that the applicant is a member and indicating the date upon which the applicant joined the society.
 - f. An estimate of the cost of travel, in EUR, provided by a travel agent, between the place of residence and the host laboratory.
8. Applications may be made at any time but an application should reach the Chairman **at least two months before the proposed starting date**. Retrospective applications cannot be considered.
 9. A Fellowship should be taken up within six months of its award. Any delay will require the permission of the Chairman of the FEBS Fellowships Committee.
 10. After completion of the work, Fellows **must** send a short report detailing the work done while in receipt of the Fellowship to the Chairman of Fellowships Committee. The FEBS Fellowship should be acknowledged in any work published relating to the project funded and two reprints of each article should be sent to the Chairman of the Fellowships Committee.

GUIDELINES FOR FEBS LONG-TERM FELLOWSHIPS

To be read in conjunction with General Guidelines for FEBS Fellowships

1. These Fellowships are intended to support one-year visits for the purpose of scientific collaboration or advanced training. These Fellowships may be renewed for a further year up to a maximum of 3 years. Applicants must have a PhD.
2. The amount of the Fellowship will depend on the cost of living in the country visited and will include travelling expenses. Family assistance may also be provided, the amount of which shall be determined from time to time in consultation with the Treasurer¹⁹.
3. Candidates should normally be scientists with no more than six years of post-doctoral experience.
4. Long-term Fellowships are awarded twice-a-year. Application Forms may be obtained from the Chairman of the Fellowships Committee, whose address may be found on the FEBS web site²⁰. Completed Application Forms should be sent to the Chairman of FEBS Fellowships Committee **before April 1st or October 1st** of the corresponding year.
5. Applications (6 copies), written in English, should include the following:
 - a. An outline of the proposed investigation, in not more than five single-spaced A4 pages under the following headings:

¹⁹ Up to 20% extra on annual stipend in 2002.

²⁰ www.febs.org

- i. title
 - ii. purpose, including the immediate and longer-term aims
 - iii. background, relating the proposed research to the present body of knowledge
 - iv. plan, including details of the experiments to be carried out
 - v. justification for choosing the laboratory to be visited.
- b. A short curriculum vitae with a list of publications in the format of the references required by *European Journal of Biochemistry*. Abstracts should not be included.
 - c. A letter from the appointed head of the host institute, also signed by the head of the group in which the applicant will be working, confirming that the applicant will be accepted to work in the institute and that the facilities will be available to pursue the research proposed.
 - d. A letter supporting the application from an experienced scientist who knows the applicant. This should be sent directly to the Chairman of FEBS Fellowship Committee independently of the other documents.
 - e. A letter from the appropriate FEBS Constituent Society confirming that the applicant is a member and indicating the date on which the applicant joined the society.
 - f. An estimate of the cost of travel, in EUR, provided by a travel agent, between the place of residence and the host laboratory.
- 6. Fellowships should be taken up within six months of the award. Any delay will require the approval of the Chairman of FEBS Fellowships Committee.
 - 7. After completion of the work, Fellows **must** send a short report detailing the work done while in receipt of the Fellowship to the Chairman of Fellowships Committee. The FEBS Fellowship should be acknowledged in any work published relating to the project funded and two reprints of each article should be sent to the Chairman of the Fellowships Committee.

FEBS DISTINGUISHED YOUNG INVESTIGATOR AWARD²¹

- 1. The aim of this award is to recognise excellent research conducted by young scientists who have been recipients of a FEBS Long-Term Fellowship.
- 2. The award will take the form of a Certificate and a sum of money which may be used at the discretion of the awardee to buy small pieces of equipment, specific consumable items or to defray conference, publication or similar expenses. The sum awarded will be determined from time to time by the Fellowships Committee in consultation with the FEBS Treasurer²².
- 3. The awards will be assessed by the Fellowships Committee based on the C.V. of the Fellow, the Long-Term Fellowships Final Report and publications arising out of the work. An updated C.V., the Final Report and two copies of each article published or submitted for publication (reprints, accepted preprints or manuscripts, including for the latter a copy of an acceptance letter from a

²¹ Approved by 41st Council, Lisbon 2001

²² EUR 10,000 in 2002.

journal) relating to the work performed during the tenure of the FEBS Fellowship should be sent to the Chairman²³ of the Fellowships Committee within twelve months of completing the Fellowship.

FEBS FELLOWSHIP FOLLOW-UP RESEARCH FUND²⁴

1. The aim of this Fund is to help young scientists who have been recipients of a FEBS Long-Term Fellowship to start work on return to their country of origin.
2. The award will provide a single sum of money which may be used to buy small pieces of equipment and specific consumable items but not to provide a salary or to defray travel, conference, publication or similar expenses. The maximum amount awarded will be determined in consultation with the FEBS Treasurer²⁵.
3. Only one award may be made to any individual. Applications will be assessed only once a year and must be received by the Chairman of the Fellowships Committee before **1st April**. Application may be made during the tenure of the Fellowship but not longer than 18 months after its completion.
4. Application Forms may be obtained from the Chairman of FEBS Fellowships Committee whose address is given on the FEBS web site²⁶.
5. Applications (five copies) should be sent to the Chairman of FEBS Fellowships Committee and should contain the following documents:-
 - a. A research proposal which will include:
 - i. a statement from the responsible person in the institute where the work will be done confirming that the applicant has been offered an independent career position and will have adequate research facilities to do the work.
 - ii. a description of how the FEBS grant will be spent stating reasons for this expenditure.
 - b. Copies of reprints, accepted preprints or manuscripts, including for the latter a copy of an acceptance letter from a journal, relating to the work performed during the tenure of the Long-Term FEBS Fellowship.
6. Applications will be assessed by the Fellowships Committee and the decisions will normally be communicated to the applicants by **31st July** of the same year.
7. An audited financial report setting out the purchases made with the grant **must** be sent to the FEBS Treasurer within 15 months of payment of the grant.

GUIDELINES FOR FEBS SUMMER FELLOWSHIPS

²³See Appendix for Name and Address.

²⁴32nd Council Meeting, Dublin, 9 August 1992, instructed the Executive Committee to draw up guidelines for this Fund and to implement them; Guidelines were agreed by the Executive Committee Meeting, Ljubljana, 5 December 1992.

²⁵EUR 20000 in 2002.

²⁶www.febs.org

To be read in conjunction with General Guidelines for FEBS Fellowships

1. These Fellowships are intended to provide experience to young promising students in an institution within the FEBS area in a country different from that where the applicant studies. The total amount of money allocated for each Fellowship will be determined by FEBS Fellowships Committee in consultation with the FEBS Treasurer²⁷.
2. The applicants should normally be registered students in a FEBS country who have not yet submitted a doctoral thesis.
3. Application Forms may be obtained from the Chairman of FEBS Fellowships Committee, whose address may be found on the FEBS web site²⁸. Completed Application Forms should be sent to the Chairman of FEBS Fellowships Committee **before April 1** in any year.
4. The applications should contain:
 - a. a short description of the work to be done (five copies),
 - b. a letter from the institution where the applicant has worked or studied in the preceding year with an opinion on his/her ability; this to be sent directly and separately to the Chairman of the FEBS Fellowships Committee,
 - c. a short curriculum vitae of the applicant (five copies), and
 - d. a letter of acceptance from the host laboratory.
5. The Fellowship should be used before October of the current year.
6. After completion of the work, Fellows **must** send a short report detailing the work done while in receipt of the Fellowship to the Chairman of Fellowships Committee. The FEBS Fellowship should be acknowledged in any work published relating to the project funded, and two reprints of each article should be sent to the Chairman of the Fellowships Committee.
7. The author of the report, judged to be the best in that year, will receive a prize²⁹.

GUIDELINES FOR COLLABORATIVE EXPERIMENTAL SCHOLARSHIPS FOR CENTRAL & EASTERN EUROPE.³⁰

These scholarships are restricted to students engaged in research for a doctoral thesis in the currently depressed economies of Central and Eastern Europe. Their aim is to support short visits to well-founded laboratories in Western Europe for the purpose of carrying out experimental procedures which would be impossible in the student's home country because of lack of resources.

²⁷EUR 3500 in 2002.

²⁸www.febs.org

²⁹EUR 500 in 2002.

³⁰ Approved by 40th Council Meeting, Birmingham, UK, 15th July 2000

1. Applicants should be a member of a FEBS Constituent Society.
2. These Scholarships are for short-term visits (normally not longer than two or three months), for the purpose of scientific collaboration, advanced training or employing techniques not available at the usual place of work.
3. It is expected that there will not normally be more than two visits, at least one year apart, during the period of research for a thesis. Students who have been in receipt of a FEBS Summer Fellowship may be restricted to one further visit to the Western laboratory.
4. The Scholarships are intended to cover travel and subsistence costs for the student only; expenses incurred by dependants are not provided for. Travel costs will provide for a second-class rail fare or an economy flight.
5. Application forms may be obtained from the Chairman of the FEBS Fellowship Committee whose address may be found at the FEBS web site³¹. Completed Application Forms (three copies, written in English and accompanied by a self-addressed label) should be sent to the Chairman (applications by fax will not be considered). Three copies of the following documents should also be provided:
 - a. Details of the research proposal on no more than two A4-sized pages of single-spaced text clearly indicating:
 - i. the nature of the work and an outline of the experiments proposed;
 - ii. how this complements the objectives of the thesis; the title (or prospective title) of the thesis should be quoted;
 - iii. why it is necessary to travel to a laboratory in another country to perform the work;
 - iv. why the particular laboratory has been selected;
 - v. why the project will require the time period requested.
 - b. A short curriculum vitae.
 - c. A letter of acceptance from the head of the recipient institute or department, on paper with the official letterhead of the institute and countersigned by the leader of the group(s) in which the applicant will work, stating that the institute will receive the applicant.
 - d. Letters of reference from:-
 1. the student's doctoral research supervisor confirming the need for the proposed experiments and that they cannot be carried out in the home country;
 2. an experienced scientist and university teacher who can assess the applicant's abilities and potential as a research scientist.
 - e. A letter from the appropriate FEBS Constituent Society confirming that the applicant is a member.

³¹ www.febs.org

- f. An estimate of the cost of return travel, in EUR, provided by a travel agent, between the place of residence and the host laboratory.
6. Applications may be made at any time but an application should reach the Chairman **at least two months before the proposed starting date**. Retrospective applications cannot be considered.
7. A Scholarship should be taken up within six months of its award. Any delay will require the permission of the Chairman of the FEBS Fellowships Committee.
8. After completion of the work, students **must** send a short report detailing the work done while in receipt of the Scholarship to the Chairman of the Fellowships Committee. The FEBS Collaborative Experimental Scholarship should be acknowledged in any work published relating to the project funded and two reprints of each article should be sent to the Chairman of the Fellowships Committee.
9. Applicants should state whether applications have been submitted to other grant-awarding bodies for the same project and whether any other grants have been received towards the same projected visit.
10. No grant will be given by FEBS to the institute receiving the student to cover research costs or bench fees.
11. FEBS does not recognise recipients of its Scholarships as agents or employees and accepts no liability for their actions and activities, or for their health and safety. It is the responsibility of the student to ensure that the host institute is fully covered by the appropriate insurances.
12. Medical and travel insurance are not provided by FEBS. Recipients of grants are urged to ensure that they are fully covered.
13. FEBS is a non-governmental organisation and its grants are not automatically endowed with any tax privileges. It is the responsibility of the recipient to pay any taxes levied by a national authority.
14. The Scholarships are not awarded for attendance at courses, symposia, meetings or congresses.

ADVANCED COURSES COMMITTEE

There shall be a FEBS Advanced Courses Committee composed of the Chairman elected by Council [Statute 2(e)], five members elected by Council [Rules of FEBS Administration 4] and, ex officio with voting rights, the FEBS Secretary-General and the FEBS Treasurer.

TERMS OF REFERENCE

1. To solicit proposals for FEBS Advanced Courses on relevant scientific topics in Biochemistry and Molecular Biology and in related scientific disciplines.

2. To consider proposals for Advanced Courses, to select suitable ones, and to arrange an annual programme of Advanced Courses within the total sum available for this activity.
3. To report, through the Executive Committee, to FEBS Council on the Courses arranged during the previous year and on their success.

GUIDELINES FOR APPLICATIONS FOR A FEBS COURSE GRANT

1. FEBS will support Advanced Courses, especially practical courses although lecture courses may also be supported, on relevant, current scientific topics in Biochemistry and Molecular Biology and in related scientific disciplines.
2. The Advanced Courses Committee welcomes suggestions from scientists willing to organize such Advanced Courses. Persons wishing to contribute to the FEBS Courses Programme should contact the Chairman of the FEBS Advanced Courses Committee, whose name may be found on the FEBS web site¹ and who will supply Application Forms. FEBS will also co sponsor courses that are supported by other grant-giving bodies.
3. The upper limit of a grant for any particular Course will be determined by FEBS Advanced Courses Committee in consultation with the FEBS Treasurer, within the total sum allocated by Council.
4. In the application form potential organizer(s) will be asked to specify the following:
 - a. the title, date and precise location of the Advanced Course, the proposed attendance (lecturers, tutors and expected number of students);
 - b. a detailed scientific programme and a Course calendar;
 - c. the proposed Course budget in EUR and the amount requested from FEBS.
5. Applications should reach the Chairman of FEBS Advanced Courses Committee at least one year prior to the proposed date of the course and not later than the end of February or August in any one year for decisions to be made shortly thereafter. Applicants will then be informed of the decisions immediately.
6. The attention of Course organizers is drawn to the possibility that students (under the age of 31) may apply for financial support from the FEBS Youth Travel Fund (YTF) to participate in a FEBS Course. The Course organizer(s) should select appropriate candidates for such support.

³²See Appendix for Name and Address.

7. After approval, the Advanced Course grant is contingent on the Course Organiser(s) undertaking the following commitments:
 - a. a scientific report on the Course **must** be sent to the Chairman of FEBS Advanced Courses Committee together with the Course questionnaires which should be filled in by the participants at the end of the Course;
 - b. a financial account documenting the income and expenditure in connection with the Course **must** be sent to the FEBS Treasurer at the end of the Course;
 - c. these reports should normally be received within 3 months of the end of the Course.

FEBS YOUTH TRAVEL FUND³³

Scheme for Administration of the Fund

1. Applicants must have been accepted as participants in a FEBS Advanced Course and should apply to the Course Organisers for Application Forms to receive support from this Fund.
2. The applicant should normally be a person who is a member of one of the FEBS Constituent Societies and who is registered for a degree in a FEBS country or is within five years of having completed a PhD thesis. Money may be granted to biochemists and molecular biologists of developing countries within the FEBS area of interest.
3. Awards are only made to persons travelling from another Country to attend an Advanced Course sponsored or co-sponsored by FEBS. The Advanced Courses Committee will decide the maximum number of awards available at each Course.
4. The amount of the award shall be related to the distance in the European area between the applicant's place of work and the venue of the Course.
5. The awards shall be made by the Treasurer in consultation with the Course Organizer concerned who shall be asked to put the applications in order of priority and to make every effort to provide additional assistance out of his local budget. The Treasurer shall inform each Course Organizer the approximate total available under this Scheme for the course.

MEETINGS COUNSELLOR

TERMS OF REFERENCE³⁴

1. A Meetings Counsellor shall be elected by the Council [Statute 2(e)].

³³Initiated in Varna, 1971; amended in Jerusalem, 1980, and in Moscow, 1984.

³⁴Adopted by the 18th FEBS Council Meeting, Dresden, 1978.

2. The main duty of the Meetings Counsellor will be to oversee the organization of FEBS Meetings. To this end The Meetings Counsellor should:
 - a. Provide information about the organization of Meetings and transmit experience gained from previous Meetings.
 - b. Inform the Executive Committee and Council of progress in the organization of future Meetings.
 - c. Convene a Conference of future Organizers of FEBS Meetings during or after each FEBS Meeting.
 - d. Act as convener of the Committee awarding the FEBS Anniversary Prizes of the Gesellschaft für Biologische Chemie.
 - e. Assist the Treasurer in matters arising from the financial involvement of FEBS in connection with Meetings.

GUIDELINES FOR THE ORGANISERS OF FEBS MEETINGS¹

General Features.

FEBS Meetings are one of the most visible activities of the Federation. Without doubt the impression that each one makes, influences the outcome of the others and has a heavy impact on the prestige of the FEBS „brand“. Therefore, every effort has to be made to ensure their success. They are held annually in countries that have a Constituent Society of the Federation. The local Society will organise the Meeting on behalf of FEBS and should aim to be a collaboration with other Life Science Societies. Only when the IUBMB Meeting is being held in Europe will the Meeting be an FEBS/IUBMB Meeting.

Timing of the Meetings.

The Meeting will normally be held in order to avoid conflicting with summer vacations. However local circumstances can also be taken into account. In order to derive travel concessions for staying over a Saturday night, the meeting should normally start on a Saturday afternoon (Day 1) and finish on a Thursday afternoon (Day 6) with one free afternoon (Tuesday): an alternative is to start on a Sunday evening and finish on a Friday afternoon. The dates should be chosen to avoid clashing with any other known main scientific conferences or local popular activities (e.g. athletics championships , Olympic games etc.).

Selection of the Meeting venue.

Prospective meeting organisers should in the first place contact FEBS Meetings Counsellor. The Meeting venue will be selected by FEBS Executive Committee and offered to FEBS Council for approval at least three years in advance on the basis of a written proposal which should contain the following information:

³⁵ Approved by the 40th Council Meeting, Birmingham 15th July 2000

- a written endorsement from the Constituent Society with the name of the person responsible for the proposal and setting out the composition of the Organising and Scientific Committees;
- a written statement giving assurances that the ICSU policy on free circulation of scientists, including a timetable for visa application and issuance, as recommended in the 1989 Resolution on the Free Circulation of Scientists, will apply;
- the location and proposed dates;
- the names of Societies approached for collaboration and, if available, copies of the correspondence;
- the meeting facilities available, indicating the number and size of theatres, space for poster boards and for the commercial exhibition and social facilities such as restaurants;
- the availability of hotels and student accommodation, their locations and distance from the Meeting venue along with approximate room rates both current and anticipated;
- travel access to the venue (with examples of current return fares which include a Saturday night to some major cities) and transportation facilities (e.g. taxi, shuttle, metro) and their costs to hotels following arrival by air, rail and road;
- typical daily expenses, such as for meals and local transportation
- an estimate of the number of participants at both regular and reduced registration rates expected from the Constituent Society, the collaborating Societies and from outside the country;
- an outline budget which includes:
income from registration fees, FEBS grant, commercial exhibition, other sources and potential opportunities for further fund raising; and
expenditure on preliminary announcements, organisers expenses, conference facilities, speakers, abstracts, programme booklet and bags, the social programme, transport provision (if appropriate), security, insurance and any taxation charges which may be payable;
- weather conditions at the time of the Meeting;
- opportunities for accompanying persons outlining possible excursions and local attractions;
- anything else that may make the Meeting more attractive.

In assessing proposals, the Executive Committee will pay special attention to:

- the immigration policies of the country concerned;
- the likelihood of financial and political stability;
- the availability of appropriate infrastructure and facilities including the safety of participants;

- relative cost and ease of travel;
- the general attractiveness of the venue;
- the time since the last FEBS Meeting was held in that country and recent meetings in the same geographical area;
- the existence of a suitably experienced local team.

Obligations of Organisers

In response to a letter from the Meetings Counsellor informing the Society Organisers of the acceptance of their proposal, the Organisers will undertake, in writing, to observe these guidelines for FEBS Meetings.

The Organisers will keep the FEBS Executive Committee well informed of the status of their planning through the FEBS Meetings Counsellor whom they will supply with copies of all minutes of planning meetings and of all draft announcements and other publications. At least two years before the Meeting date, the Meetings Counsellor is to be invited to attend a meeting of that Organising Committee.

The Organising Committee will present a tentative outline of the programme, including topics for symposia, workshops and possibly plenary lectures to the Executive Committee through the Meetings Counsellor, at least two years in advance of the Meeting. A preliminary Programme including the names of most speakers and titles of presentations will be presented at least one year before the Meeting.

During the three years preceding the Meeting, a member of the Organising Committee will attend the FEBS Councils and present the then current status of plans for the Meeting.

Within six months of the end of the Meeting, the Organisers will supply the Meetings Counsellor with a full report of the Meeting including any recommendations for the benefit of future Meeting Organisers.

FEBS Activities at the Meeting

Congress organisers are to ensure that:

- space is available in the Exhibition/Poster area for presentation of FEBS activities and publications;
- a location and free time is provided for a meeting of FEBS Council, so that it does not overlap the scientific programme;
- an office space and meeting facilities are provided at the venue for the FEBS Secretariat and the Executive Committee. This place should be equipped with a computer, printer, photocopier, fax, telephone and, if possible, an internet connection.

Financial Matters

The FEBS Treasurer is responsible for discussion and negotiation on all financial matters.

FEBS will offer a grant of EUR 50,000 to the organisers and half of this sum will be available to the Organisers one year before the Meeting on the advice of the Meetings Counsellor. FEBS will also provide EUR 50,000 for Bursaries to support participation by young researchers.

Registration fees of the members of the FEBS Executive Committee, the Chairman of the Editorial Board of EJB, and the Managing Editor of FEBS Letters who attend the Meeting will be paid by the FEBS Treasurer. The registration fees for recipients of the Diplôme d'Honneur will be waived.

Any profit which may arise from the FEBS Meetings must be used for the benefit of Biochemistry and Molecular Biology and its expenditure must be approved in advance by FEBS Executive Committee.

Scientific events

FEBS Meetings must comprise:

Plenary or Main Lectures (about 50 min)

Parallel Symposia (Mornings on days 2 to 6), each involving 4-5 state-of-the-art lectures (25-30 min)

Parallel Workshops (Afternoons on days 2,3 and 5) each involving 4-5 lectures (20-30 min)

Posters Sessions

A Commercial Exhibition

The actual number of parallel sessions will be, in part, dependent upon the characteristics of the Congress Venue

It is also recommended that a Meeting includes:

- A Social Programme;
- A Programme for Accompanying Persons;
- A Public Awareness Programme open to the public;
- A Programme for Bursary recipients³⁶;
- Educational activities.

Outline of a Meeting Programme.

Registration: afternoon/evening on Day 1 (normally a Saturday)

Special early events:

a) 8:00-on Registration continued on Day 2.

b) 8:30-9:00 Mounting of Posters (Days 2,3 and 5)

³⁶ Adopted at 41st Council, Lisbon 2001: a budget of EUR 100,000 was allocated

Day 1

17:30 Opening Session
18:00 Plenary lecture
19:00 Social get together

Standard schedule (Days 2,3 and 5):

9:00 – 10:30 Parallel Symposia
10:30-10:50 Coffee Break
10:50-11:50 Symposia continue
12:00-13:00 Plenary lecture
13:00-15:30 Lunch and Poster session
15:30-17:30 Parallel Workshops

Day 4

9:00 – 10:30 Parallel Symposia
10:30-10:50 Coffee Break
10:50-11:50 Symposia continue
12:00-13:00 Plenary lecture
Free afternoon

Day 6

9:00 – 10:30 Parallel Symposia
10:30-10:50 Coffee Break
10:50-11:50 Symposia continue
12:00-13:00 Closing Plenary lecture
13:00-13:30 Closing ceremony including FEBS Anniversary Prizes

Evening events:
Public Awareness Programme.

Named lectures:

The following Named lectures will be accommodated in the programme normally as Plenary lectures:

Sir Hans Krebs Lecture
Datta Lecture
Theodor Bücher Lecture
EMBO Lecture
IUBMB Lecture
PABMB Lecture

Opening Session:

Includes welcome by FEBS and Meeting Chairpersons and local authorities.

Closing ceremony:

Includes

- a) Report by FEBS General Secretary,
- b) FEBS Anniversary Prizes, presented by the Meetings Counsellor and
- c) Invitation to the next Meeting by a member of the Organising Committee.

Calendar:

- First announcement including URL of the Meeting web site: to be distributed at the FEBS Meeting two years before.
- Second announcement: printed version to be distributed at the preceding FEBS Meeting and, at the latest by September/October of the previous year. Constantly updated version should be made available on the Web
- Deadline for abstracts: 28 February
- Deadline for reduced registration fee: 15 April: after this date registration fees will increase. A further increase will be applicable on-site.
- Meeting: normally end of June- beginning of July.

Registration fees:

In order to get a good attendance, the Registration Fee for the Meeting must be within reasonable reach of most European biochemists. A Reduced Registration Fee (50%) should be available for young participants (under 31 years old at the time of the Meeting). The rates, subsidised in part by the FEBS grant, should normally only apply to scientists working in academia: those working in industry should be asked to pay an appropriately higher registration fee.

Selection of speakers

- Speaker selection must be on basis of excellence, although organisers must aim at a fair distribution regarding age, gender and geographical origin.
- It is the responsibility of the Organising Committee to guarantee the accomplishment of these goals, regardless the existence of a Scientific Committee or specialist scientific advisors.
- The total number of speakers is recommended to be 160-200.

Session chairs

Plenary lecturers should be introduced by a distinguished member of the Organising Committee, FEBS Officer or Officer from the sponsoring organisation (e.g. EMBO officer for EMBO lecture). The Sir Hans Krebs Lecture should be introduced by the Chairman of FEBS, The Datta Lecture by the Secretary-General and the Bücher Lecture by the Chairman of the Scientific Committee of the Meeting.

Symposia and Workshops normally will be chaired by two chairpersons, one of them from the organising society, who will act as a liaison with the Organising Committee, and the other normally an appropriate foreign expert.

Posters sessions and Public awareness sessions may have their own co-ordinators.

Publications:

Abstracts:

Accepted abstracts of paid-up delegates will be published in the proceedings of the Meeting.

Special issue of FEBS Letters:

The Organising Committee should at an early date make contact with the Managing Editor of FEBS Letters with a view to organising a Special Issue of that journal in connection with the Meeting.

It is customary for the Sir Hans Krebs Lecture to be published in EJB, The FEBS Journal and the Datta lecture in the Special Issue of FEBS Letters. The Organising Committee should notify the Chairman of the Editorial Board of EJB and the Managing Editor of FEBS Letters as soon as the lecturers have accepted their invitations to lecture. Organisers have to inform those awarded these lectureships about their obligation to submit the manuscripts in due time.

FEBS logo and image

Although each meeting may have its own logo, the FEBS official logo will be displayed prominently on all announcements and publications. The official FEBS logo must be reproduced in its exact form and colours and cannot be „re-created“ or „reinterpreted“.

The Meetings will be referred to as the XXX FEBS Meeting, although they may have subtitles. If so, the subtitles must appear in a lower font.

Social Programme.

It is expected to include at least:

- a) welcoming party on Day 1 after the opening ceremony: cost normally included in the registration fee;
- b) a dinner (usually on Day 5) normally not included in the registration fee;
- c) an excursion or visit on the free afternoon of Day 4, usually not included in the registration fee.

Announcements and programmes.

The First Announcement should contain a clear information on the following:

Title of the Meeting: XX FEBS Meeting.

FEBS Logo

Precise location

Precise dates

Focus of the Meeting
Date of further information
Address for inquires
URL of the web page of the Meeting

The Second Announcement will contain the „preliminary programme“. Precise and detailed information on the programme and general aspects are essential. Therefore, the preliminary programme should include:

Title (and logo) of the meeting,
FEBS logo,
FEBS Executive Committee members
Organising Committee members
Scientific Committee Members
Address for correspondence, Tel, fax and e-mail
URL of the web page of the Meeting,
Summary of deadlines for Registration, Bursary Applications and Abstract submission
Registration fees and mode of payment
Detailed programme information and timetable
Instructions to submit abstracts
Types of accommodation and prices
Information about the venue and how to get there
Social Programme
Accompanying Persons Programme
General information: climate, transportation, travel discounts...
FEBS Bursaries
Map of the city showing the meeting place, airport and train stations, the official hotels and sites of social activities.

Final Programme:

Since most participants will carry the final programme with them, it must be kept to A5 pocket size. It must contain all the relevant information about the scientific and social programmes and information helpful for decisions on non-scientific activities (e.g., shopping, restaurants., banking...)

Book of Abstracts

Must contain the abstracts for the invited lectures, accepted abstracts and must be indexed by author and keywords. Abstracts may be made available in the Meeting web page for a few weeks before the Meeting and may be left for consultation once concluded.

FEBS reserves the right to publish the Book of Abstracts as a supplement for one of its own journals or to arrange for specialist electronic publishing. Where the local Society wishes to publish the Book of Abstracts as a special issue of its own journal, prior consent is required from the FEBS Executive Committee.

Speakers support

Normally registration fees are to be waived for lecturers in Plenary, Symposia and Workshop sessions.

Speakers at FEBS meetings are not supposed to get an honorarium for their participation. However, receiving a sum for travel support and hotel accommodation is customary. Alternatively, speakers may receive a ticket and have their basic hotel expenses paid by the Organisers. The support offered must be clearly stated in an unambiguous way in the letter of invitation. In order to avoid misunderstandings, all letters of invitation have to be signed by the Chairperson of the Organising Committee.

All other Rules and Guidelines in the FEBS Statutes are applicable and have priority over these FEBS Meetings Guidelines.

RECOMMENDATIONS CONCERNING THE SELECTION OF INVITED SPEAKERS³⁷

The following guidelines should be observed by the Organizing Committee of a FEBS Meeting:

1. In the selection of invited speakers the principle of excellence is of great importance.
2. The fair representation of the various Constituent Societies among the invited lecturers at a FEBS Meeting is in the interest of the Federation and will further its objectives; slight over-representation of the Host Society among the invited speakers is acceptable, provided the Meetings Counsellor has been consulted. However since the member countries of FEBS differ in their scientific profiles which may be reflected in their participation in various FEBS Meetings it is not advisable to make formal rules for the geographic distribution of invited lecturers.
3. The number of invited lecturers from countries outside the FEBS area should be limited (not more than 20%).
4. The Organizing Committee has a responsibility, in consultation with the Meetings Counsellor, to aim for a fair overall geographic distribution of invited speakers and should exercise the right to make the final selection of speakers to be invited since the size of most symposia is too small for the chairmen of each of them to guarantee the correct representation of member countries of FEBS.
5. It is suggested that for every symposium (or colloquium) there should be two chairmen, one from the Host Society and one from another FEBS Constituent Society who together organize the symposium (or colloquium).

GUIDELINES FOR THE USE OF ANY PROFITS ARISING FROM FEBS MEETINGS³⁸

Any profit which may arise from the holding of FEBS Meetings, ordinary or special, should be used for the benefit of Biochemistry and Molecular Biology in the host country. FEBS Executive Committee must approve its expenditure.

³⁷Approved by Council, Edinburgh, April 1981.

³⁸Approved by Council, Dubrovnik, 1979.

FEBS ANNIVERSARY PRIZES OF THE GESELLSCHAFT FÜR BIOCHEMIE UND MOLEKULARBIOLOGIE³⁹

1. These Prizes are provided by generous capital gifts from Boehringer Mannheim GmbH and Eppendorf Gerätebau Netheler + Hinz GmbH and are awarded for outstanding achievements in the field of Biochemistry and Molecular Biology, or related sciences.
2. The capital will be invested by the FEBS Treasurer and by the „Schatzmeister“ of the Gesellschaft für Biochemie u Molekularbiologie (GBM) and the interest will be used to finance the Prizes.
3. Two Prizes will normally be awarded each year.
4. The Prizes shall be awarded to persons under the age of 40.
5. The Prize-Winners will be selected among the persons invited to give a lecture at one of the Symposia or Colloquia held during a FEBS Meeting.
6. The amount of the Prize money shall be determined each year by FEBS Executive Committee on the advice of the FEBS Treasurer.
7. Each Prize-Winner will receive a Diploma.
8. The award of a Prize does not relieve the Organizing Committee of its normal obligations to invited speakers.
9. The Prizes will be awarded by a Committee consisting of one person nominated by FEBS Council, one nominated by the Organizing Committee of the next FEBS Meeting, one nominated by the GBM together with the Meetings Counsellor who will act as convener of the Committee. The Committee shall conduct its business by mail, no funds being supplied for any meeting.
10. The member of the Committee nominated by the Organizing Committee of the next FEBS Meeting shall propose to the Committee names of candidates, the number of which should be greater than the number of Prizes available. Members of the Host Society will not normally be candidates.
12. Should circumstances change, FEBS Council in agreement with the GBM may direct that either the income or the capital of the Prize fund be used for some other purpose for the advancement of Biochemistry and Molecular Biology in accordance with the FEBS Statutes and those of the GBM.

SIR HANS KREBS LECTURE AND MEDAL

The Sir Hans Krebs Lecture and Medal was endowed by a generous capital gift from the Lord Rank Centre for Research and is awarded for outstanding achievements in Biochemistry and Molecular Biology or related sciences.

³⁹Approved by Council, Dubrovnik, 1979.

1. The Lecture shall be one of the plenary lectures at a FEBS Meeting and is chosen by the Organizing Committee. It should appear in the Meeting Programme as the „Sir Hans Krebs Lecture“ with a note acknowledging the Lord Rank Centre for Research.
2. It is expected that the Lecturer should be a European active in research.
3. The amount of money available in any year may be used to cover the Lecturer’s travel expenses.
4. Each Lecturer will be presented with a silver medal⁴⁰.
5. The award does not relieve the Organizing Committee of its normal obligations to invited speakers.
6. It is customary for the Lecture to be published in full in *European Journal of Biochemistry*.

DATTA LECTURESHIP AWARD⁴¹

The Datta Lectureship award is provided by generous capital gifts from Elsevier Science Publishers and is awarded for outstanding achievements in the field of Biochemistry and Molecular Biology or related sciences. The capital will be invested by the FEBS Treasurer and the interest used to finance the award.

1. The award will normally be made at each Meeting of FEBS to one of the plenary lecturers.
2. The lecturer should normally be from a FEBS country.
3. The prize money will pay the Lecturer’s travel expenses.
4. A medal, provided by Elsevier Science Publishers, will be presented to the Lecturer.
5. The award does not relieve the Organizing Committee of its normal obligations to invited speakers.
6. The award will be made by the Organizing Committee of the next FEBS Meeting in consultation with the Meetings Counsellor.
7. Should circumstances change, FEBS Council, in agreement with Elsevier Science Publishers may direct that either the income or the capital of the prize fund be used for some other purpose for the advancement of Biochemistry and Molecular Biology, in accordance with the FEBS statutes.

THE THEODOR BÜCHER LECTURE AND MEDAL

The Theodor Bücher Lecture and Medal was endowed by a generous capital gift from Frau Ingrid Bücher and is awarded for outstanding achievements in Biochemistry and Molecular Biology or related sciences. The capital will be used to commission the die stamps for a new silver medal: the residue will be invested by the FEBS Treasurer and the interest used to finance the award.

1. The Lecture shall be one of the plenary lectures at a FEBS Meeting and is chosen by the Organizing Committee. It should appear in the Meeting Programme as the „Theodor Bücher Lecture“.

⁴⁰The FEBS Treasurer has a stock of medals and will have one engraved with the Lecturer’s name and the year and the place of the Meeting.

⁴¹Adopted at the 26th Council Meeting, Berlin, 1986..

2. It is expected that the Lecturer should be active in research.
3. The amount of money available in any year may be used to cover the Lecturer's travel expenses.
4. Each Lecturer will be presented with a silver medal⁴²
5. The award does not relieve the Organizing Committee of its normal obligations to invited speakers.

FEBS FINANCIAL OBLIGATIONS AT MAIN MEETINGS⁴³

To the Host Society: A grant to help meet setting-up expenses⁴⁴.

To the Members of Executive Committee, the Chairman of the Editorial Board of *European Journal of Biochemistry* and the Managing Editor of *FEBS Letters*: Registration fee, travel and hotel expenses; for the duration of the Meeting.

To the Members of Publications, Advanced Courses and Fellowships Committees, if a meeting of the Committee is held during the FEBS Meeting: Travel and 3 ? per diem expenses and registration fee, if requested.

FEBS has no financial obligations to the Members of Council who are delegates of the Constituent Societies.

[Individual members of FEBS committees are normally expected to pay their own registration fees and hotel accommodation just as would any other participant at the Meeting. They will be reimbursed directly by the FEBS Treasurer.]

⁴²Approved at Nice Council 1999: The FEBS Treasurer has a supply of medals and will have one engraved with the Lecturer's name and the place and year of the Meeting.

⁴³16 March 1990; amended by Executive Committee, Barcelona, 7 July 1996.

⁴⁴EUR 52,000 in 2002.

FEBS MEETINGS BURSARIES⁴⁵

Conditions for Awards

1. Applicants must present a communication as the *first* author.
2. Applicants should normally:
 - a. be, or have been, a student at an institution of higher learning in a country where there is a FEBS Constituent Society,
 - b. be a member of a FEBS Constituent Society,
 - c. be under the age of 31 years at the time of the Meeting,
 - d. not have received a grant from the Youth Travel fund to attend an Advanced Course in the current year.
3. Awards will only be made to persons travelling from their current country of residence to another country.
4. Where support for travel is given, the amount of the award shall be related to the distance from the applicant's place of work to the venue of the Meeting.
5. The awards shall be made by the Treasurer in consultation with the Meeting organizers.
6. The amount allocated to any Meeting shall be proposed by the Treasurer and approved by Council.⁴⁶

FEBS DIPLÔME D'HONNEUR⁴⁷

FEBS Diplôme d'Honneur was instituted on the occasion of the 10th Anniversary of FEBS, to honour those Biochemists and Molecular Biologists who had rendered outstanding service to FEBS.

1. Recipients of the Diplôme will be selected by FEBS Executive Committee.
2. The Diplômes will be presented at a FEBS Meeting and will be signed by the Chairman of FEBS.
3. Recipients of the Diplôme may attend FEBS Meetings without payment of the registration fee.

⁴⁵Adopted at 30th FEBS Council Meeting, Budapest, 19 August 1990.

⁴⁶EUR 50,000 in 2001.

⁴⁷Adopted at 13th FEBS Council Meeting, Stockholm, 4 July 1973.

SCIENTIFIC APPARATUS RECYCLING SCHEME (SARS)¹

This scheme was instituted since it was believed that there is much scientific apparatus held by the laboratories in the more prosperous countries which is surplus to their current requirements; and that this surplus apparatus could be of great benefit to laboratories in countries which are less well equipped and which are not at present in a position to purchase new equipment.

1. The scheme will be administered by the SARS Coordinator² who will arrange for the collection, storage and despatch of apparatus and books and who will advertise their availability to appropriate Constituent Societies.
2. SARS would be concerned with apparatus that was in good working order and had a record of proven reliability. The equipment would be checked over and if necessary refurbished to a good working standard by the manufacturers or other suitable firms. The equipment would have an expected working life of at least 5 years during which time expendable spare parts would be available.
3. Books and journals should be reasonably current, although requests to complete sets with older works would be considered.
4. Laboratories would be invited to donate apparatus, books and journals to SARS and would not incur any charges for its removal from their premises.
5. Recipient Societies would be encouraged to meet the cost of transport from FEBS's stores and arrange for its local distribution.
6. FEBS will endeavour to raise funds from elsewhere (e.g. charities or governmental sources) to reduce the cost of the scheme to FEBS.
7. In the initial stages SARS was confined to FEBS Constituent Societies but was later extended to laboratories in the FEBS area of interest (e.g. Africa)
8. The expenditure on the Scheme to be authorised by the FEBS Treasurer who will report to the Executive Committee and to Council.

⁴⁸ *Approved by 30th Council Meeting, Budapest, 19 August 1990; extended to scientific books and journals by FEBS Executive Committee, Ljubljana, 5 December 1992.*

⁴⁹ *See Appendix for Name and Address.*

1.2 FEBS Contact details

Chairman: Guy Dirheimer

Chairman: Claudina Rodrigues-Pousada
Genomics and Stress Laboratory
ITQB, apartado 127
2781-901 Oeiras Codex
Portugal
tel +351 21 446 9624
fax +351 21 443 3644

Vice Chairman: Israel Pecht

Department of Clinical Immunology
The Weizmann Institute of Science
IL-76100 Rehovot
Israel
tel +972 89 344 020
fax +972 89 465 264

Secretary General: Julio E. Celis

Institute of Cancer Biology and Danish Centre
for Human Genome Research
Danish Cancer Society
Strandboulevarden 49
DK-2100 Copenhagen O, Denmark
Telephone: +45 3525 7364
Telefax: +45 3525 7376
E-mail: febs@cancer.dk

Treasurer: John Mowbray

Department of Biochemistry & Molecular
Biology, University College, Gower Street,
London WC1E 6BT, England
Tel & Fax: + 44 (0)20 7387 1831
e-mail: j.mowbray@ucl.ac.uk

Meetings Counsellor: Joan J Guinovart

Departament de Bioquímica y Biología Molecular,
Universitat de Barcelona, Martí I Franques 1,
E-08028 Barcelona, Spain
Tel: +34 93 402 12 06
Fax: +34 93 402 1219
e-mail: guinovart@pcb.ub.es

Chairman of FEBS Advanced Courses Committee: Karel W A Wirtz

Centre for Biomembranes and Lipid Enzymology
Department of Biochemistry of Lipids
Utrecht University, PO Box 80.054, NL-3508 TB Utrecht, The Netherlands
Tel: +31 30 253 2546 / 253 3443
Fax: +31 30 253 3151
e-mail: k.w.a.wirtz@chem.uu.nl

Chairman of FEBS Fellowships Committee: Maciej Nalecz

Division of Basic and Engineering Sciences,
UNESCO,
1, rue Moillis
75732 PARIS Cedex 15, France.
Tel: +33 1 45 68 39 30
Fax: +33 1 45 68 58 21
e-mail: M.Nalecz@unesco.org

Chairman of FEBS Publications Committee: Willy L R Stalmans

Katholieke Universiteit Leuven, Afdeling Biochemie,
Campus Gasthuisberg, Herestraat 49, B-3000 Leuven, Belgium
Tel: +32 16 345 700; direct + 32 16 345 712
Fax: +32 16 345 995
e-mail: Willy.Stalmans@med.kuleuven.ac.be

Life Member: S. Prakash Datta,

9, Dukes Avenue,
London W4 2AA, U.K.
Tel: +44 (0) 208 995 7562
e-mail: spdatta@easynet.co.uk

Member of the Executive Committee appointed by Council: Marja Makarow

Institute of Biotechnology
Viikinkaari 9
SF-00710 Helsinki, Finland.
Telephone: +358 9 19159419
Telefax: +358 9 19159366
E-mail: makarow@Operoni.helsinki.fi

Member of the Executive Committee appointed by Council: Sissel Rogne

The Norwegian Biotechnology Advisory Board
Box 522
Sentrum
N-0105 Oslo, Norway.
Telephone: +47 2224 8792
Telefax: +47 2224 2745
e-mail: sissel.rogne@bion.no

Chairman of the Editorial Board of the *European Journal of Biochemistry*: Richard M. Perham

Editorial Office,
European Journal of Biochemistry,
98 Regent Street,
Cambridge CB2 1DP, U.K.
Tel: + 44 1223 369 020
Fax: +44 1223 369 090
e-mail: ejb@camfebs.co.uk

Managing Editor of *FEBS Letters*: Felix Wieland

FEBS Letters Editorial Office,
EMBL,
Meyerhofstrasse 1,
D-69117 HEIDELBERG,
Germany.
Tel: +49-6221- 544 287
fax: +49-6221-544 260
e-mail: febs.letters@urz.uni-heidelberg.de

SARS Coordinator: Peter N Campbell

Department of Biochemistry & Molecular Biology,
University College, Gower Street,
London WC1E 6BT, England
Tel; +44 (0) 20 7679 2169
Fax: +44 (0) 20 7679 7193
E-mail: p.campbell@biochemistry.ucl.ac.uk

The latest version of the Statutes can be retrieved from the FEBS website: www.febs.org. Recent changes introduced to particular Rules and Guidelines (e.g., FEBS Advanced Courses, FEBS Fellowships, etc.) or updates of the contact addresses can be visualized on the FEBS website. Relevant application forms are also available online.

Annex 2

2.1 Plenary Lectures at the first FEBS Meetings

1st Meeting (London, 1964)

LEDERER, E.: The origin and function of some methyl groups in branched chain fatty acids, plant sterols, and quinones. *Biochem. J.* 93, 449-468 (1964).

2nd Meeting (Wien, 1965)

KREBS, H.A.: Control mechanisms of carbohydrate metabolism. *Abstr. Commun. 2nd Meet. Fed. Eur. Biochem. Soc.* 351-361 (1965).

3rd Meeting (Warszawa, 1966)

GRABAR, P.: L'immunochimie des proteines. Not published.

4th Meeting (Oslo, 1967)

REICHARD, P.: The biosynthesis of deoxyribonucleotides. *Eur. J. Biochem.* 3, 259-266 (1967-1968).

5th Meeting (Praha, 1968)

PERUTZ, M.F.: X-ray analysis, structure, and function of enzymes (1st Sir Hans Krebs Lecture) *Eur. J. Biochem.* 8, 455-456 (1969).

HITCHINGS, G.H.: Thiopurines as inhibitors of the immune response. *FEBS Symp.* 16, 1-10 (1969).

6th Meeting (Madrid, 1969)

LYNEN, F.: The intracellular organisation of biosynthetic pathway. Not published.

SPIRIN, A.S.: Informosomes (2nd Sir Hans Krebs Lecture). *Eur. J. Biochem.* 10, 20-35 (1969).

7th Meeting (Varna, 1971)

BERGSTRÖM, S.: The prostaglandins - a family of bioregulators with clinical utilities. Not published .

PHILLIPS, D.C.: Structure-function relationship in enzyme molecules (3rd Sir Hans Krebs Lecture). Not published.

8th Meeting (Amsterdam, 1972)

KATCHALSKI, E.: Interaction of synthetic and biopolymers with cell membranes (4th Sir Hans Krebs Lecture). Not published.

Special Meeting (Dublin, 1973)

PARDEE, A.B.: The biochemical requirements for bacterial division (5th Sir Hans Krebs Lecture). *Eur. J. Biochem.* 43, 209-213.

HUGHES, A.H.: From biochemistry to business. *FEBS Lett.* 35, 187-190 (1973).

9th Meeting (Budapest, 1974)

KARPEISKY, M. Y.: Enzyme active sites stereochemistry and dynamics. Not published.

WEISSMANN, C. : Site-directed mutagenesis (6th Sir Hans Krebs Lecture). Not published .

10th Meeting (Paris, 1975)

WITTMANN, H.G.: Structure, function and evolution of ribosomes (7th Sir Hans Krebs Lecture). Eur. J. Biochem. 61, 1-13 (1976).

VAN DEENEN, L.L.M.: From monolayers to biomembranes. Not published.

11th Meeting (København, 1977)

BERG, P.: Genetic manipulation of a viral chromosome. Not published.

CRICK, F.C.H.: The structure of chromatin (8th Sir Hans Krebs Lecture). Published in part under the title : Chromosome structure and function. Future prospects. Eur. J. Biochem. **83**, 1-3 (1978).

12th Meeting (Dresden, 1978)

MITCHELL, P.: Compartmentation and communication in living system. Ligand conduction : a general catalytic principal in chemical, osmotic and chemiosmotic reaction systems (9th Sir Hans Krebs Lecture). Eur. J. Biochem. 95, 1-20 (1979).

CHANGEUX, J.-P.: The acetylcholine receptor protein : functional properties and regulation during synapse formation. Not published.

OVCHINNIKOV, Yu.A.: Physico-chemical basis of ion Transport through biological membranes : ionophores and ion channels. Eur. J. Biochem. 94, 321-336 (1979).

Special Meeting (Dubrovnik, 1979)

DESNUELLE, P.: The hydrolases bound to the intestinal and renal brush border (10th Sir Hans Krebs Lecture). Eur. J. Biochem. 101, 1-11 (1979).

KORNBERG, A.: DNA replication. Not presented.

LYNEN, F.: On the structure of fatty acid synthetase of yeast. Eur. J. Biochem. 112, 431-442 (1980).

13th Meeting (Jerusalem, 1980)

BALTIMORE, D.: Leukemia and leukemia viruses. Not published.

BRENNER, S.: Molecular genetics of higher organisms (11th Sir Hans Krebs Lecture). Not presented.

VAN DEENEN, L.L.M.: Topology and dynamics of phospholipids in membranes. FEBS Lett. 123p 1-16 (1981).

2.2 The first published FEBS Symposia

1st meeting in London (1964)

1. Structure and activity of enzymes (T.W.Goodwin, J.I.Harris, and B.S.Hartley, eds.) Academic Press, London, 1964.

2nd meeting in Vienna (1965)

1. Antibodies to biologically active molecules (B.Cinader, ed.) Pergamon Press, Oxford, 1967.
2. Cyclitols and phosphoinositides (H.Kindl, ed.) Pergamon Press, Oxford, 1966.
3. Biosynthesis of aromatic compounds (G.Billek, ed.) Pergamon Press, Oxford, 1966.
4. Ribonucleic acid - structure and function (H.Tuppy, ed.) Pergamon Press, Oxford, 1966.

3rd meeting in Warsaw (1966)

1. Genetic elements. Properties and function (B.Shugar, ed.) Academic Press, London, and PWN, Warszawa, 1967.
2. Biochemistry of mitochondria (E.C.Slater, Z.Kanina, and L.Wojtcyak, eds.) Academic Press, London, and PWN, Warszawa, 1967.
3. Biochemistry of blood platelets (E.Kowalski and S.Niewiarowski eds.) Academic Press, London, and PWN, Warszawa, 1967.

4th meeting in Oslo (1967)

1. Regulation of enzyme activity and allosteric interactions (E.Kramme and A.Pihl, eds.) Universitetsforlaget, Oslo, and Academic Press, London, 1968.
2. The biochemistry of virus replication (S.G.Laland and L.O.Fröholm, eds.) Universitetsforlaget, Oslo, and Academic Press, London, 1968.
3. Structure and function of transfer RNA and 5S-RNA (L.O.Fröholm and S.G.Laland, eds.) Universitetsforlaget, Oslo, and Academic Press, London, 1968.
4. Cellular compartmentalization and control of fatty acid metabolism (F.C.Gran, ed.) Universitetsforlaget, Oslo, and Academic Press, London, 1968.
5. Control of glycogen metabolism (W.J.Whelan, ed.) Universitetsforlaget, Oslo, and Academic Press, London, 1968.
6. Structure and function of the endoplasmic reticulum in animal cells (F.C.Gran, ed.) Universitetsforlaget, Oslo, and Academic Press, London, 1968.

5th meeting in Prague (1968)

1. Gamma globulins. Structure and biosynthesis (F.Franek and B.Shugar, eds.) Academic Press, London, 1969.
2. Biochemical aspects of antimetabolites and of drug hydroxylation (B.Shugar, ed.) Academic Press, London, 1969.
3. Mitochondria. Structure and function (L.Ernster and Z.Brahota, eds.) Academic Press, London, 1969.
4. Enzymes and isoenzymes. Structure, properties and function (B.Shugar, ed.) Academic Press, London, 1969.

6th meeting in Madrid (1969)

1. Metabolic regulation and enzyme action (A.Sols and S.Grisolia, eds.) Academic Press, London, 1970.
2. Membranes. Structure and function (J.R.Villanueva and F.Ponz, eds.) Academic Press, London, 1970.
3. Macromolecules. Biosynthesis and function (S.Ochoa, C.Asensio, C.F.Heredia and B.Nachmansohn, eds.) Academic Press, London, 1970.

7th meeting in Varna (1971)

1. Virus-cell interactions and viral antimetabolites (B.Shugar, ed.) Academic Press, London, 1971.
2. Functional units in protein biosynthesis (R.A.Cox and A.A.Hadjilov, eds.) Academic Press, London, 1972.
3. Biochemistry of cell differentiation (A.Monroy and R.Tsanev, eds.) Academic Press, London, 1973.

8th meeting in Amsterdam (1972)

1. Analysis and simulation of biochemical systems (H.C.Hemker and B.Hess, eds.) North-Holland, Amsterdam, 1972.
2. Immunoglobulins: cell bound receptors and humoral antibodies (R.E.Ballieux, M.Gruber and H.G.Seijen, eds.) North-Holland, Amsterdam, 1972.
3. RNA viruses: replication and structure - and - Ribosomes: structure, function and biogenesis (H.Bloemendal, E.M.Jaspars, A.van Kammen and R.J.Planta, eds.) North-Holland, Amsterdam, 1972.
4. Mitochondria: biogenesis and bioenergetics - and - Biomembranes: molecular arrangements and transport mechanisms (S.G.van den Bergh, P.Borst, L.L.M.van Deenen, J.C.Riemersma, E.C.Slater and J.M.Tager, eds.) North-Holland, Amsterdam, 1972.
5. Enzymes: structure and function (J.Breuth, R.A.Oosterbaan and C.Veeger, eds.) North-Holland, Amsterdam, 1972.

Special meeting in Dublin (1973)

1. Industrial aspects of biochemistry (B.Spencer, ed.) Part 1, North-Holland, Amsterdam, 1974.
2. Industrial aspects of biochemistry (B.Spencer, ed.) Part 2, North-Holland, Amsterdam, 1974.

9th meeting in Budapest (1974)

1. Proteins of contractile systems (E.N.A.Biró, ed.) North-Holland, Amsterdam, 1975.
2. Mechanism of action and regulation of enzymes (T.Kelati, ed.) North-Holland, Amsterdam, 1975.
3. Biochemistry of the cell nucleus - and - Mechanism and regulation of gene expression (E.J.Hidvégi, J.Sümegi and P.Venetianer, eds.) North-Holland, Amsterdam, 1975.
4. Post-synthetic modification of macromolecules (F.Antoni and A.Faragó, eds.) North-Holland, Amsterdam, 1975.
5. Biomembranes: structure and function (G.Gárdos and I.Szasz, eds.) North-Holland, Amsterdam, 1975.
6. Antibody structure and molecular immunology (J.Gergely and G.A.Medgyesi, eds.) North-Holland, Amsterdam, 1975.
7. Properties of purified cholinergic and adrenergic receptors (M.Wollemann, ed.) North-Holland, Amsterdam, 1975.

10th meeting in Paris (1975)

1. Organization and expression of the eukaryotic genome- and Biochemical mechanisms of differentiation in prokaryotes and eukaryotes (G.Bernardi and F.Gros, eds.) North-Holland, Amsterdam, 1975.
2. Organization and expression of the viral genome - and Molecular interactions in genetic translation (F.Chapeville and M.Grunberg-Manago, eds.) North-Holland, Amsterdam, 1975.
3. Enzymes - and - Electrontransport systems (P.Desnuelle and A.M.Michelson, eds.) North-Holland, Amsterdam, 1975.
4. Biological membranes - and - Neurochemistry (J.Montreuil and P.Mandel, eds.) North-Holland, Amsterdam, 1975.

11th meeting in Copenhagen (1977)

1. Regulatory mechanisms of carbohydrate metabolism (V.Esmann, ed.) Pergamon Press, Oxford, 1978.
2. Gene expression (B.F.C.Clark, H.Klenow and J.Zeuthen, eds.) Pergamon press, Oxford, 1978.
3. Biochemical aspects of new protein food (J.Adler-Nissen, B.O.Eggum, L.Munck and H.S.Olsen, eds.) Pergamon Press, Oxford, 1978.
4. Membrane proteins (P.Nicholls, J.V.Møller, P.L.Jørgensen and A.J.Moody, eds.) Pergamon Press, Oxford, 1978.
5. Regulation of fatty acid and glycerolipid metabolism (R.Dils and J.Knudsen, eds.) Pergamon Press, Oxford, 1978.
6. Regulatory proteolytic enzymes and their inhibitors (S.Magnusson, M.Ottesen, B.Foltmann, K.Dano and H.Neurath, eds.) Pergamon press, Oxford, 1978.
7. Growth factors (K.W.Kastrup and J.H.Nielsen, eds.) Pergamon Press, Oxford, 1978.
8. Functions of alternative terminal oxidases (H.Degn, D.Lloyd and G.C.Hill, eds.) Pergamon Press, Oxford, 1978.
9. Albumin: structure, biosynthesis, function (T.Peters and I.Sjöholm, eds.) Pergamon Press, Oxford, 1978.

12th meeting in Dresden (1978)

1. Gene function (S.Rosenthal, H.Bielka C.Coutalle and C.Zimmer, eds.) Pergamon Press, Oxford, 1979.
2. Protein: structure, function and industrial applications (E.Hoffmann, W.Pfeil and H.Aurich, eds.) Pergamon Press, Oxford, 1979.
3. Processing and turnover of proteins and organelles in the cell (S.Rapoport and T.Schewe, eds.) Pergamon Press, Oxford, 1979.
4. Cyclic nucleotides and protein phosphorylation in cell regulation (E.-G.Krause, L.Pinna and A.Wollenberger, eds.) Pergamon Press, Oxford, 1979.
5. Regulation of secondary products and plant hormone metabolism (M.Luckner and K.Schreiber, eds.) Pergamon Press, Oxford, 1979.
6. Molecular diseases (T.Schawe and S.Rapoport, eds.) Pergamon Press, Oxford, 1979.

Symposium in Prague (10-12 July, 1978)

1. Antimetabolites in biochemistry, biology and medicine (J.Skoda and P.Langen, eds.) Pergamon Press, Oxford, 1979.

Symposium in Konstanz (9-15 July, 1978)

1. Transport by proteins (G.Blauer and H.Sund, eds.) Walter de Gruyter, Berlin, 1978.

Symposium in Zürich (17-22 July, 1978)

1. Metallothionein (H.R.Kägi and M.Nordberg, eds.) Birkhäuser Verlag, Basel, 1979.

FEBS Special Meeting in Dubrovnik (1979)

1. Enzyme regulation and mechanism of action (P.Mildner and B.Ries, eds.) Pergamon Press, Oxford, 1980.
2. Industrial and clinical enzymology (Lj.Vitall and V.Simeon, eds.) Pergamon Press, Oxford, 1980.

Symposium in Malta (1-5 October, 1979)

1. Chemical and biochemical aspects of superoxide and superoxide dismutase (J.V.Bannister and H.A.O.Hill, eds.) Elsevier/North Holland, New York, 1980.
2. Biological and clinical aspects of superoxide and superoxide dismutase (W.H.Bannister and J.V.Bannister, eds.) Elsevier, New York, 1980.

Symposium in Liblice (1979)

1. DNA: recombination, interactions and repair (S.Zadrazil and J.Sponar, eds.) Pergamon Press, Oxford, 1980.

13th meeting in Jerusalem (1980)

1. Structure and synthesis of biomembranes.
2. Cell receptors and recognition sites.
3. Gene structure.
4. Biochemical aspects of immunology.
5. Bioenergetics.
6. Developmental neurobiology.

14th meeting in Edinburgh (1981)

1. Structure, function and organisation of genetic elements.
2. Molecular evolution.
3. Cell differentiation.
4. Molecular immunology.
5. Recombinant DNA technology in the investigation of human disease.
6. Cell fusion.

7. Steroid hormones.
8. Polypeptide hormones.
9. Neuroactive peptides and neurotransmitters.
10. Prostaglandines.
11. Calcium: Transport across membranes and role in metabolic regulation.
12. Adenyl cyclase: enzymology.
13. Phosphorylation and dephosphorylation of proteins.
14. Mechanism of phosphoryl transfer enzymes.
15. Multifunctional enzymes .
16. Enzymes as transducers.
17. Glycosylation of proteins.
18. Cellular proteases.
19. NMR in biochemistry.
20. Lipid transfer within and between cells. 21.Membrane Transport, secretion and endocytosis.
22. Cytoskeletal proteins.
23. Synthesis and structure of membrane proteins.
24. Development of mitochondria, -chloroplasts and other energy-transducing systems.
25. Photosynthetic reaction centres.
26. Oxidases and hydroxylases.
27. Nitrogen fixation.
28. Industrial polysaccharide biochemistry.

FEBS Special Meeting in Athens (1982)

1. Cell function and differentiation, Part A: Erythroid differentiation, hormone-gene interactions, glycoconjugates, liposomes, cell growth, and cell-cell interactions (G.Akoyunoglou, A.E.Evangelopoulos, J.Georgatsos, G.Palaiologos, A.Trakatellis and C.P.Tsiganos, eds.) Alan R. Liss, New York, 1982.
2. Cell function and differentiation, Part B: Biogenesis of energy-transducing membrans and membrane and protein energetics (G.Akoyunoglu, A.E.Evangelopoulos, J.Georgatsos, G.Palaiologos, A.Trakatellis and C.P.Tsiganos, eds.) Alan R.Liss, New York, 1982.
3. Cell function and differentiation, Part C: Enzyme structure-mechanism, metabolic regulations, and phosphorylation-dephosphorylation processes (G.Akoyunoglou, A.E.Evangelopoulos, J.Palailogos, A.Trakadellis and C.P.Tsiganos, eds.) Alan R.Liss, New York, 1982.

15th meeting in Bruxelles (1983)

1. Gene organisation, replication and expression
2. Molecular and cellular immunology.
3. Biological membranes.
4. Enzymology and metabolic regulation.
5. Structure and activity of peptides and proteines.
6. Cell communication and regulation.
7. High-order structures.
8. Protein synthesis, modifications and secretion.
9. Bioenergetics.

10. Biochemistry and molecular biology of plants.
11. Biotechnology.
12. Neurobiochemistry and receptors.
13. Metabolism of Xenobiotics.
14. Cell multiplication and differentiation.
15. Biochemistry of parasites.
16. Molecular evolution.
17. Models and computer methods.

16th meeting in Moscow (1984)

1. Proceedings of the 16th FEBS Congress, Part A: Mechanism of enzyme action, regulation of metabolism, medical biochemistry, biochemistry of the cell contact interactions, biochemistry of viruses, biochemistry of nitrogen fixation and nitrogen assimilation in plants, evolutionary biochemistry (Yu.A.Orchinnikov, ed.) VNU Science Press, Utrecht, 1985.
2. Proceedings of the 16th FEBS Congress, Part B: Biochemistry of photosynthesis, genome organization, protein biosynthesis, bioenergetics, molecular bases of carcinogenesis, ion channels and cellular metabolism, structure and function of peptides and proteins, membrane organization and function (Yu.A.Orchinnikov, ed.) VNU Science Press, Utrecht 1985.
3. Proceedings of the 16th FEBS Congress, Part C: Molecular bases of immune reactions, genetic engineering, biotechnology, structure and function of nucleic acids, bioorganic chemistry of low molecular bioregulators, theoretical biochemistry (Yu.A.Orchinnikov, ed.) VNU Science Press, Utrecht, 1985.

Special FEBS meeting at Algarve, Portugal (1985)

1. Electron transfer proteins. A.Azzi, A.Quintanilha, G.Palmer, I.Moura.
2. Redox Bohr effects in metalloproteins. E.Quagliariello, A.V.Xavier, I.Pecht.
3. Metal catalysis in enzymes. J.LeGall, J.J.G.Moura, C.Veeger, L.E.Mortensen, J.J.R.Frausto-daSilva.
4. Ion channels. M.Lazdunski, C.Carvalho.
5. Ion pumps. A.Martosoni, A.Carvalho.
6. Electrochemical gradients and Transport. A.A.Eddy, N.van Uden.
7. Calcium binding proteins and regulation. C.Klee, E.Pires.
8. Signal transducing coupling. J.E.Leysen, A.Strosberg.
9. Neuronal membrane receptor. P.M.Laduron, ;.Oliveira.
10. Intracellular protein topogenesis. D.Meyer, M.C.Lechner, D.Sabatine.
11. Biogenesis of endoplasmic reticulum. A. Amar-Costesec, P.Moradas Ferreira.
12. Biogenesis of mitochondria. G.Kreil, M.C.Duque-Magalhaes.
13. Architecture and dynamics of cytoskeleton. F.Gros, C.Rodrigues-Pousada.
14. Endocytosis and membrane recycling. A.Maunsbach and J.David-Ferreira.

17th meeting in Berlin (1986)

1. Genome organisation. M.Grunberg-Manago (Paris), H.G.Zachau (München), U.Z.Littauer (Rehovot), T.Igo-Kemenes (München), A.A.Bayev (Moscow), H.G.Klobeck (München).

2. DNA replication . E.L.Winnacker (München), P.C. van der Vliet (Utrecht), E.Fanning (München).
3. Transcription. I.Grümmt (Würzburg), -and RNA processing. C.S.Parker (Pasadena), W.Kelle (Heidelberg).
4. Translation. J.Ebel (Strasbourg), A.Böck (München), A.S.Spirin (Moscow), G.Maass (Hannover).
5. Structure and function of proteins. H.Aurich (Halle), J.P.Rosenbusch (Basel); S.M.Rapaport (Berlin), V.Ullrich (Konstanz).
6. Enzymes. V.Kostka (Prague), K.Bauer (Berlin), J.Turkova (Prague), M.Engelhard (Dortmund), M.Goldberg (Paris), H.Fasold (Frankfurt).
7. Biomembranes. E.Carafoli (Zürich), T.A.Rapaport (Berlin), Yu.A.Ovchinnikov (Moscow), J.Seelig (Basel), G.Semenza (Zürich), H.Michel (München).
8. Immunochemistry - Histocompatibility antigens (and T-cell receptor). M.Fougereau (Marseille), N.Hiltschmann (Göttingen); T-cell receptor and antibodies. J.Strominger (Cambridge MA), O.Götze (Göttingen); -Mechanisms of complement action and T-cell mediated cytolysis. P.Peterson (Uppsala), H.Ambrosius (Leipzig)
9. Protein-nucleic acid interactions. T.Venkstern (Moscow), G.Maass (Hannover), R.Tsanev (Sofia), W.Hörz (München), A.Rich (Cambridge MA), D.Pörschke (Göttingen).
10. Glycoproteins. T.Chojnacki (Warszaw), W.Tanner (Regensburg), T.Feizi (Harrow), G.Gerisch (Martinsried), O.P.Bahl (Buffalo), W.Reutter (Berlin).
11. Cytoskeleton. H.Bloemendal (Nijmegen), K.Weber (Göttingen), D.W.Cleveland (Baltimore), W.W.Franke (Heidelberg), P.A.M.Eagles (London), M.Osborn (Göttingen):
12. Lipids and Lipoproteins. L.D.Bergelson (Moscow), K.Sandhoff (Bonn), G.deHaas (Utrecht), G.Utermann (Innsbruck), D.PA.Small (Boston), H.Greten (Hamburg).
13. Neurobiochemistry. M.Lazdunski (Nice), B.Hamprecht (Tübingen), D.Monard (Basel), V.Neuhoff (Göttingen), H.K.Kimmelberg (Albany).
14. Bioenergetics. M.Wikström (Helsinki), A.Trebst (Bochum), L.Wojtzak (Warszaw), A.Kröger (Frankfurt), G.Akoyunoglu (Attiki), G.Schäfer (Lübeck).
15. Molecular biology of plants: Organisation and function of plant nuclear genes. A.J.Trevavas (Edinburgh), H.Kössel (Freiburg); Organisation and function of plant organellar genes. R.B.Flavell (Cambridge), D.Marmé (Freiburg).
16. Secondary plant metabolites. M.Luckner (Halle), H.Kindl (Marburg), C.J.Coscia (St.Louis), H.Grisebach (Freiburg).
17. Antibiotics - Development of new antibiotics. J.E.Baldwin (Oxford), H.Kleinkauf (Berlin); - Biosynthesis. R.B.Sykes (Princeton), H.Zähner (Tübingen); -Mode of action. G.Richter (Berlin), H.van Döhren (Berlin).
18. Biotechnology - Pharmaceutical Products. K.Yagi (Gifu), H.Kleinkauf (Berlin); -Development of new processes. J.Skoda (Prague), J.Salnikow (Berlin).
19. Gene technology. H.J.Fritz (Martinsried), E.L.Winnacker (München).
20. Differentiation and development. G.Edelman (New York), W.E.G.Müller (Mainz), J.B.Gurdon (Cambridge UK), M.Beato (Marburg), B.Parthier (Halle), W.Neupert (München).
21. Evolution. H.Baltscheffsky (Stockholm), G.Ourisson (Strasbourg), P.Schuster (Wien), K.Dose (Mainz).
22. Biochemical aspects of viruses. R.W.Compans (Birmingham,AB), H.D.Klenk (Marburg), J.Skehel (London), R.Rott (Gießen), L.Kääriäinen (Helsinki), W.Doerfler (Köln).
23. Biochemistry of hormones. B.S.McEwen (New York), W.Wuttke (Göttingen), C.Kordon (Paris).
24. Pathobiochemistry. N.Simionescu (Bucharest), K.Kühn (Martinsried), P.deMeyts (Brussels), D.Seidel (Göttingen), V.Turk (Ljubljana), O.H.Wieland (München).

25. Physical chemistry of biopolymers. H.Eisenberg (Rehovot), R.Jaenicke (Regensburg), H.E.Huxley (Cambridge UK), J.Engel (Basel).
26. Biochemical education, Biochemistry in Secondary School teaching. E.Hofmann (Leipzig).

18th meeting in Ljubljana (1987)

- 1.1 Genome organization I. G.D.Efremov (Skopje), M.Grabnar (Ljubljana).
- 1.2 Genome organization II. T.H.J.Huisman (Augusta), R.Crkenjakov (Belgrade):
- 1.3 Organization of bacterial genome. C.L.Smith (New York).
- 2.1 Regulation of gene expression. U.Z.Littauer (Rehovot), K.Breskvar (Ljubljana)
- 2.2 Oncogenes. G.Klein (Stockholm), V.Gilsin (Belgrade).
- 2.3/3.3 Regulation of protein synthesis. L.Bosch (Leiden), S.Gamulin (Zagreb).
- 2.4/3.4 Regulation of transcription and translation. P.N.Campbell (London).
- 3.1 Ribosomal structure and function. J.P.Ebel (Strasbourg), I.Weygand-Durasevic (Zagreb).
- 3.2 Structural and evolutionary aspects. H.G.Wittmann (Berlin), L.Topisirovic (Belgrade).
- 4.1 Multienzyme complexes and complex proteins. R.H.Pain (Newcastle upon Tyne), K.Kirschner (Basel).
- 4.2 Metalloproteins and metalloenzymes. B.de Bernard (Trieste), S.Lapanje (Ljubljana) .
- 4.3 Dynamics of protein structure. F.G.Parak (Münster), L.B.Dolapchiev (Sofia).
- 4.4 Glycoproteins. W.Tanner (Regensburg), S.Barbaric (Zagreb).
- 4.5 Peptides. S.Fermandjan (Villejuif), D.Hadzi (Ljubljana).
- 4.6 Protein folding. O.B.Ptitsyn (Pushchino), F.Gubensek (Ljubljana).
- 5.1 Proteolysis I. H.Holer (Freiburg), J.Brzin (Ljubljana).
- 5.2 Proteolysis II. W.Bode (Martinsried), I.Kregar (Ljubljana).
- 5.3 Enzyme phosphorylation . W. S. Ostrowski (Krakow) , I. Japund ic (Belgrade).
- 6.1 Regulatory mechanisms. H. Kleinkauf (Berlin), M. Milenkovic (Sarajevo).
- 6.2 Control points in metabolic cycles. C.Gancedo (Madrid), B.Ries (Zagreb).
- 6.3 Intracellular signals in the regulation of cell function. K.Yagi (Mitake Gifu) P.Mildner (Zagreb).
- 7.1 Lipoproteins. P.Alaupovic (Oklahoma City), M.Popovic (Zagreb).
- 7.2 Glycolipids. L.Svennerholm (Göteborg), H.Wiegandt (Marburg).
- 7.3 Ether lipids and lipoproteins. F.Paltauf (Graz).
- 8.1. Membrane structure. L.D.Bergelson (Moscow), S.Svetina (Ljubljana).
- 8.2 Transport and signal transduction. A.Kotyck (Prague), M.Schara (Ljubljana).
- 8.3 Membrane dynamics: Fusion and vesiculation. J.A.F.Op den Kamp (Utrecht) , N. Pipan (Ljubljana) .
- 8.4 Membrane structure and function. J.A.F.Op den Kamp (Utrecht).
- 9.1 Neuronal membranes. J.P.Changeux (Paris), M.Brzin (Ljubljana).
- 9.2 Neural development . R.Balazs (London), L. Brakic (Belgrade)
- 9.3 Neurochemical correlates of neurological disorders. D.Biesold (Leipzig), R.Mileusnic (Belgrade).
- 10.1 Phosphate and energy transfer. M.Klingenberg (München), Z.Kovacevic (Novi Sad).
- 10.2 Electron transfer. E.C.Slater (Amsterdam), E.J.Davis (Indianapolis).
- 10.3 Function and biogenesis of mitochondria. J.M.Tager (Amsterdam).
- 11.1 Control of early development and stem cell differentiation. D.Solter (Philadelphia), B.Brdar (Zagreb).
- 11.2 Differentiation of tissues and organs. K.Kratochwill (Salzburg), N.Skreb (Zagreb).

- 11.3 Signals responsible for growth and differentiation. N.Skreb (Zagreb).
- 12.1 Molecular mechanism of steroid hormone action. C.E.Sekeris (Athens), D.Kanazir (Belgrade)
- 12.2 Molecular mechanism of protein hormone action. E.van Obberghen (Bethesda), V.Krsmanovic (Lyon).
- 12.3 Hormones and cancer. G.Concolino (Rome).
- 13.1 Humoral Immunologic reactivity. F.Franek (Prague), B.Pende (Zagreb)
- 14.1 Strategies in virus replication. B.D.Korant (Wilmington), B.Filpic (Ljubljana)
- 14.2 Biochemical approaches to therapy of viral diseases. E.deClercq (Leuven), P.Chandra (Frankfurt/M).
- 15.1 Medical biochemistry I. H.Fritz (Munich), T.Hudnik-Plevnik (Ljubljana).
- 15.2 Medical biochemistry II. C.Kluft (Leiden), M.Kopitar (Ljubljana).
- 15.3 Medical Biochemistry III. W.G.Guder (Munich), D.Strauss (Zagreb).
- 16.1 Approaches to bioproduction. D.Romeo (Trieste), V.Johanides (zagreb)
- 16.2 Immobilized biocatalytic systems. A.O.A.Miller (Mons), Lj.Vitale (Zagreb).
- 16.3 Bioorganic conversion and synthesis. E.J.Rehm (Münster), R.Komel (Ljubljana).
- 16.4 Genetic engineering for biotechnology. N.Avdalovic (Sunnyvale)
- 17.1 Protein engineering by mutagenesis. A.R.Fersht (London), E.T.Kaiser (New York).
- 17.2 Design and engineering of proteins by chemical modifications. L.Mosbach (Lund), S.Barbaric (Zagreb).
- 18.1 Transposable elements and gene transfer in plants. H.Sädler (Köln), M.Denic (Belgrade).
- 18.2 Regulation of gene expression and nitrogen fixation in plants. J.S.Schell (Köln), Z.Saric (Novi Sad).
- 18.3 Complexity of gene action in plants. M.Denic (Belgrade).
- 18.4 Biochemical education. E.J.Wood (Leeds), B.Ries (Zagreb).

Annex 3

FEBS Advanced Courses 1965 – 2003

| | | | |
|-------------|---|---|---|
| 1965 | Centrifugal fractionation of animal cells: theoretical basis and practical procedures | June 8-18, Louvain (Belgium) | C.de Duve |
| 1966 | | | |
| (1) | Mechanism of enzyme action | July 23-29, London (U.K.) | B.R.Rabin, A.P.Mathias |
| (2) | The separation and fractionation of macromolecules and particles | August 15-21, Uppsala (Sweden) | A.Tiselius, J.Porath |
| 1967 | | | |
| (1) | Steroid biochemistry | April 3-14, Glasgow (Scotland) | J.K.Grant |
| (2) | Nucleic acids and ribosomes | September 11-16, Marseilles (France) | R.Monier, M.Grunberg-Manago |
| 1968 | | | |
| (1) | Practical biochemistry in the medical course | April 22-23, London (U.K.) | E.D.Wills |
| (2) | Computing techniques in biochemistry | August 24-September 7, Edinburgh (Scotland) | J.H.Ottaway |
| (3) | Nucleic acids | September 1-5, Rehovot (Israel) | U.Z.Littauer |
| 1969 | | | |
| (1) | Methods of sequencing radioactive nucleic acids | December 30, 1968 - January 4, 1969, Cambridge (U.K.) | G.G.Brownlee |
| (2) | Size and conformation of biological macromolecules | June 16-22, Groningen (The Netherlands), | M.Gruber |
| (3) | Biosynthesis of RNA | July 21-August 3, Wilhelmshaven (Germany) | P.H.Hofschneider |
| (4) | Plant hormones | November 14-18, Halle (GDR) | K.Schreiber |
| (5) | Methods of sequencing radioactive nucleic acids | December 7-13, Cambridge (U.K.) | G.G.Brownlee |
| 1970 | | | |
| (1) | Glycolipids in membranes | August 10-14, Helsinki (Finland) | O.Renkonen |
| (2) | Membrane biochemistry | September 11-19, Tihany | G.Gárdos |
| (3) | Biochemistry of morphogenesis | September 28 - October 3, Berlin (Germany) | H.Tiedemann |
| 1971 | | | |
| (1) | Transcription of the gene: biochemistry and genetics | March 4-10, Hintermoos (Austria) | E.K.F.Bautz, E.Wintersberger, U.Wintersberger |
| (2) | Catalytic and regulatory properties of enzymes | September 13-17, Borik | P. Mildner |
| 1972 | | | |
| (1) | Modern aspects of chemical carcinogenesis | April 19-21, London (U.K.) | P.N.Magee |
| (2) | Enzyme regulation | June 5-28, Madrid (Spain) | A.Sols |
| (3) | Mathematical models of metabolic regulation | November 8-17, Oberhof (GDR) | H.Frunder, J.G.Reich |

1973

- | | | | |
|-----|-------------------------------------|--|--|
| (1) | Protein - nucleic acid interactions | March 8-14, Hintermoos (Austria) | E.Wintersberger, U.Wintersberger |
| (2) | Protein sequencing | July 9-13, Prague (Czechoslovakia) | O.Mikes |
| (3) | RNA of eukaryotic cells | July 16-26, Sofia (Bulgaria) | R.Tsanev |
| (4) | RNA sequencing | August 27 - September 1, Strasbourg (France) | J.P.Ebel, P.Fellner, C.Ehresmann, C.Branlant |

1974

- | | | | |
|-----|---|---|------------|
| (1) | Ion transport and mitochondrial function | August 31 - September 1, Budapest (Hungary) | A.Fonyo |
| (2) | Mathematical models of metabolic regulation | September 1-15, Dobogókő (Hungary) | T.Keleti |
| (3) | Rapid reactions in biochemistry | October 21-26, Rome (Italy) | E.Antonini |

1975

- | | | | |
|-----|--|--|--|
| (1) | Energy conserving biomembranes | February 27 - March 4, Hintermoos (Austria) | U.Wintersberger, G.Hauska |
| (2) | Membrane biochemistry | March 5-8, Zürich (Switzerland) | E.Carafoli |
| (3) | Biomembranes and lipids | April 7-12, Utrecht (The Netherlands) | J.de Gier, R.A.Demel |
| (4) | Quantitative methods for the separation and characterization of subcellular components | June 2-7, Louvain (Belgium) | H.Beaufay, P.Bandhuin, C.de Duve, F.van Hoof |
| (5) | Interferon - Joint FEBS/EMBO | July 21 - August 1, Warwick (Coventry) | D.C.Burke |
| (6) | Use of isolated liver cells and kidney tubules in metabolic studies | July 26-28, Luzarches (France) | J.M.Tager, J.R.Williams, H.D.Soling |
| (7) | NMR in biochemistry | September 29 - October 11, Groningen (The Netherlands) | H.J.C.Berendsen |

1976

- | | | | |
|-----|--|---------------------------------------|------------------------|
| (1) | Membrane biochemistry, transport and bioenergetics | March 7-19, Zürich (Switzerland) | E.Carafoli, G.Semenza |
| (2) | Bioenergetics in mitochondria | June 13-27, Warsaw (Poland) | L.Wojtczak |
| (3) | Nucleic acids and protein synthesis in plant Joint FEBS/NATO/EMBO | July 15-24, Strasbourg (France) | J.H.Weil, L.Bogorad |
| (4) | Biochemical models for the study of differentiation | September 12-19, Essex (U.K.) | Ashworth |
| (5) | The role of organelles in the chemical modifications of the primary translation products of secretory proteins | September 20-23, London (U.K.) | P.N.Campbell, G.Blobel |
| (6) | Post-synthetic modification of biological macromolecules | October 18-22, Dubrovnik (Yugoslavia) | A.P.Mathias, P.Mildner |

1977

- | | | | |
|-----|--|--|-----------------------------|
| (1) | Membrane transport and bioenergetics | February 27 - March 12, Zürich (Switzerland) | E.Carafoli, G.Semenza |
| (2) | Structure and replication of genomes | March 6-12, Obertraun (Austria) | U.Wintersberger |
| (3) | Physico-chemical methods for studying the structure and function of proteins | June 14-28, Moscow-Pushino (USSR) | Y.A.Ovchinnikov, A.S.Spirin |

- | | | | |
|-----|---|--|--|
| (4) | Biochemical engineering. The translation of biochemistry and microbiology into industrial processes | September 19-21, London (U.K.) | P.Dunnill, M.D.Lilly, M.Hoare |
| (5) | NMR in biochemistry | October 2-9, Groningen (The Netherlands) | H.J.C.Berendsen, R.Kapstein, G.T.Robillard |
| (6) | Biomembranes and lipids | October 31 - November 4, Utrecht (The Netherlands) | R.A.Demel, J.de Gier, B.Roelofsen |

1978

- | | | | |
|-----|---|--|-------------------------------|
| (1) | Membrane biochemistry: transport and bioenergetics | February 26 - March 10, Zürich (Switzerland) | E.Carafoli, G.Semenza |
| (2) | New DNA-sequencing methods | April 3-7, Bristol (U.K.) | J.Hinley, N.L.Brown |
| (3) | New aspects of interferon research Joint FEBS/EMBO | April 3-15, Coventry (U.K.) | |
| (4) | Mitochondrial biogenesis in animal development | June 10-25, Bari (Italy) | E.Quagliariello, C.Saccone |
| (5) | Biochemical engineering | September 11-13, London (U.K.) | M.Hoare, P.Dunnill, M.D.Lilly |
| (6) | Hormonal regulation of specific gene expression | September 12-22, London (U.K.) | P.N.Campbell, R.K.Craig |

1979

- | | | | |
|-----|---|------------------------------------|----------------------------------|
| (1) | Biomolecular electron microscopy | March 29 - April 7, Ulm (Germany) | A.K.Kleinschmidt |
| (2) | Nucleoside analogues: chemistry, biology and medical applications | May 7-18, Sogesta (Italy) | R.T.Walker |
| (3) | Splicing of mRNA in viruses and animal cells | May 15-21, Rehovot (Israel) | Y.Aloni |
| (4) | Bioenergetics and transport at mitochondrial and cellular levels | June 15-29, Warsaw (Poland) | L.Wojtczak |
| (5) | Plant genome expression | July 11-21, Edingburgh (Scotland) | C.J.Leaver |
| (6) | The control of glycogen metabolism | September 5-7, Brussels (Belgium) | H.G.Hers |
| (7) | Membrane proteins | September 9-22, Bern (Switzerland) | P.Zahler, K.Clemetson, H.Sigrist |
| (8) | Recombinant DNA | October 15-27, Zagreb (Yugoslavia) | V.Zgarqa, V.Skaric |
| (9) | Modern Methods of DNA sequencing | November 5-10, Gliwice (Poland) | M.Chorazi, S.Szala |

1980

- | | | | |
|-----|---|--------------------------------------|----------------------|
| (1) | Affinity Chromatography | June, Lund (Sweden) | L. Mosbach |
| (2) | Bioenergetics and Transport on Mitochondrial and Cellular Level | June 15-29, Warsaw (Poland) | L. Wojtczak |
| (3) | Modern Micromethods in Protein Sequencing | July 6-12, Prague (Czechoslovakia) | V. Kostka |
| (4) | tRNA | July 16-21, Strasbourg (France) | J.P.Ebel |
| (5) | Molecular Biology of Membranes | September 14-27, Basel (Switzerland) | G. Schatz, J. Seelig |
| (6) | Techniques for the Study of Peptide Hormone Receptors | September 15-26, Galway (England) | Fottrell, Headon |
| (7) | Electron Micorscopy of Nucleic Acids | October 2-11, Ulm (Germany) | A.K. Kleinschmidt |

| | | | |
|-------------|--|--|--------------------------------------|
| (8) | Immunology | October, 10 days, Heidelberg (Germany) | K. Eichmann |
| (9) | Blood Coagulation | November 24-28, Limburg (Germany) | Hemker |
| 1981 | | | |
| (1) | Modern Techniques of RNA Analysis | Sofia (Bulgaria) | Hadjilof |
| (2) | High Resolution 2-Dimensional Gel Electrophoresis of Proteins | Aarhus (Denmark) | J. Celis |
| (3) | Affinity Labelling | Novosibirsk (USSR) | D.G. Knorre |
| (4) | Genome Rearrangements. Relevance for Adaptability and Differentiation | March 1-7, Hintermoos (Austria) | E. Wintersberger |
| (5) | Immunological Methods and Application | Budapest (Hungary) | P. Gergely |
| (6) | Transport and Energy Transformation in Biomembranes | Prague (Czechoslovakia) | Drahota |
| (7) | Genetics of Antibiotic Biosynthesis | | Asensio |
| (8) | Proteolysis | Halle (Germany) | Aurich, Kirschke |
| 1982 | | | |
| (1) | Membrane Biochemistry | March, Zürich (Switzerland) | E. Carafoli, G. Semenza |
| (2) | Biomolecular Electron Microscopy | March/April, Ulm (Germany) | A.K.Kleinschmidt |
| (3) | Biochemistry and Genetics of Yeast | July, Madrid (Spain) | C. Gancedo |
| (4) | Structure and Metabolism of Glycoconjugates | September, Lille (France) | J. Montreuil |
| (5) | Structure and Function of Plant Genomes | September, Erice (Sicily) | Ciferri |
| (6) | Replication of Bacterial Plasmids | | A. Nordström |
| 1983 | | | |
| (1) | Biosynthesis of Cellular Compartments | Feb.27 - March 5, Maria Alm (Austria) | G.Kreil, B.Dobberstein |
| (2) | Role of Lipids in Blood Platelet Activation | May 10-21, Erfurt (Germany) | K.Thielmann, U.Till |
| (3) | 4th Symposium of DNA | May 30 - June 4, Prague (Czechoslovakia) | S.Zadrazil, J.Sponar |
| (4) | Design of Specific Antiviral Agents | June 19 - July 2, Les Arcs (France) | R.T.Walker |
| (5) | Basis and Specialized Techniques in Cell Biology | July 4-15, Salzburg (Austria) | J.V.Small, J.Celis |
| (6) | NATO/EMBO/FEBS Summer School on "Molecular Biology of Mammalian Cells" | August 29 -Sept. 10, Spetsai (Greece) | J.Paul, T.Caskey, J.Hershey |
| (7) | Recombinant DNA | September 1-15, Sfax (Tunisia) | F.Ben Hamida, R.Ellouze, M.Marrakchi |
| (8) | Course on Enzymes, Receptors, Carriers of Biomembranes | September 5-18, Bern (Switzerland) | A.Azzi |
| (9) | Gene Cloning and Sequencing | November 14-23, Helsinki (Finland) | G. Knowles, Lehtovaara, Söderlund |

1984

- | | | | |
|------|--|---|--|
| (1) | Gene Cloning and Sequencing | February 20-29, Helsinki (Finland) | G.Knowles |
| (2) | Redox and Energy Transfer Proteins of Coupling Membranes: Structure, Function and Biogenesis | March, Bari (Italy) | S.Papa |
| (3) | Biochemistry of Ageing | March 12-17 Maria Alm (Austria) | F.Cramer |
| (4) | Biomolecular Electron Microscopy | April 5-14, Ulm (Germany) | A.K.Kleinschmidt |
| (5) | Structure and Dynamics of Membrane Lipids | April 8-13, Utrecht (The Netherlands) | De Gier, B. de Kruijff |
| (6) | Methods in Yeast Molecular Genetics | June 25 - July 10, Düsseldorf (Germany) | C.P.Hollenberg |
| (7) | Molecular Form and Function of Plant Genome | July 4-15, Renesse (The Netherlands) | L.van Vloten-Doting, T.C.Hall, G.S.P.Groot |
| (8) | New Developments and Methods in Membrane Research and Biological Energy Transduction | August 16-29, Spetsai (Greece) | L.Packer |
| (9) | Carboxyl Proteinases and Their Inhibitors | August 20-24, Prague (Czechoslovakia) | V. Kostka |
| (10) | Genome Organization and Function | August 30 - Sept. 12, Spetsai (Greece) | H.G.Zachau |
| (11) | Genetic Transformation | September 2-6, Paris (France) | C.Agagnostopoulos |
| (12) | International Summer School on "Cell Transformation" | September 2-12, Sintra Estoril (Portugal) | J.E.Celis, A.Graessmann, M.Lechner |
| (13) | FEBS International Summer School on Immunology | September 10-20, Ionian Village (Greece) | S.Avrameas |
| (14) | Glycoconjugates | September 10-22, Villeneuve-d'Ascq (France) | J.Montreuil |
| (15) | Structure of the Eukaryotic Genome | October 8-12, Montpellier (France) | G.Roizès |
| (16) | Biotin-Labeling of DNA in Molecular Genetics | December 3-15, Paris (France) | G.Bernardi, D.Ward |
| (17) | Mathematical Modelling of Cellular Processes | Elbingerode (Germany) | E.Hoffmann |

1985

- | | | | |
|-----|--|--|--|
| (1) | Genetic Approaches to Yeast Biochemistry | March 4-9, Maria Alm (Austria) | C.Gancedo, A.Kotyk, H.Ruiz |
| (2) | Neuropeptides | March 10-16, Maria Alm (Austria) | D.Richter, C.Kordon, I.IRehfeld |
| (3) | Frontiers in Molecular Genetics | March 24-31, Nairobi (Kenya) | T.Mukiyama, G. Bernardi |
| (4) | Inorganic Biochemistry | April 28 - May 4, Louvain-la-Neuve (Belgium) | R.R.Crichton, C.Veeger |
| (5) | Regulation of Chloroplast Differentiation | July 14-20, Rhodes (Greece) | G.A.Akoyunoglou, L.Bogorad, G.Galling, J.Joyard, |
| (6) | Dynamics of Biochemical Systems | August 19-24, Debrecen (Hungary) | G.Szabolcsi, E.J.Hidvégi, T.Keleti |
| (7) | Isolation and Characterization of Membrane Proteins: Biochemical and Biophysical Aspects | August 24 - September 8, Parma (Italy) | |

- | | | | |
|------|--|--|---|
| (8) | General Topic of Synthesis, Structure, Maturation and Movement of Proteins | September 1-13, Spetsai (Greece) | B.F.C.Clark, G.Schatz |
| (9) | Microsequencing of Proteins and Peptides | September, Berlin (Germany) | B.Wittmann-Liebold |
| (10) | Analysis of Membrane Traffic in vitro | Sept.23 - Oct.2, Heidelberg | D.Meyer |
| (11) | Control Mechanisms of DNA Replication | September 24-27, San Gimignano (Italy) | U.Bertazzoni, P.Forsterre, M.Kohiyama, S.Riva |
| (12) | Advanced Electrophoretic Techniques | September, Rome (Italy) | P.G.Righetti |
| (13) | Gene Transfer into Mammalian Cells | September, Berlin (Germany) | A.Grässmann, M.Grässmann, A. Loyter, J.Celis |

1986

- | | | | |
|------|---|---|--|
| (1) | Experimentation with the Complement System | February, Innsbruck (Austria) | M.P.Dierich |
| (2) | Molecular Biology of Retinal Proteins | July 22-28, Irkutsk (USSR) | Y.A.Ovchinnikov |
| (3) | Molecular Genetics of Micrororganisms: Practical Applications | August 31 - September 13, Spetsai (Greece) | M.Grunberg-Manago, M.Schwartz, J.-P.Lecocq, A.E.Evangelopoulos |
| (4) | Inorganic Biochemistry | May 28 - June 7, Louvain-la-Neuve (Belgium) | B.Crichton, C.Veeger |
| (5) | Biomembranes and Diseases | June 11-28, Cluj-Napoca (Roumania) | G.Benga |
| (6) | Membrane Receptors, Dynamics and Energetics | August 16-26, Spetsai (Greece) | K.W.A. Wirtz |
| (7) | Modern Aspects of Dye-Protein Interactions | August 19-22, Leipzig (Germany) | E. Hoffmann, G. Kopperschläger |
| (8) | DNA-Ligand Interactions: From Drugs to Proteins | September 1-12, Fontevraud (France) | W.Guschlbauer, W.Sänger |
| (9) | Genome Organization and Evolution | September 1-6, Crete (Greece) | G.Bernardi |
| (10) | Immunological Methods and Applications | September 9-20, Göd (Hungary) | J.Gergely |
| (11) | Glycoconjugates | September 8-20, Villeneuve d'Ascq (France) | J.Montreuil |
| (12) | Immune System: Genes, Receptors and Regulation | September 10-12, Ionian Village (Greece) | S.Avrameas |
| (13) | Signal Transduction and Protein Phosphorylation | September 14-26, Spetsai (Greece) | L.M.G. Heilmeyer |

1987

- | | | | |
|-----------|--|---|---------------|
| (1) | Gene Transfer into Mammalian Cells (P-15) | Berlin (Germany): March 1-5, 1987 | A.Grässmann |
| (2) 87-09 | Illegitimate Recombination (L-50) | Port-Cros (France): May 1-4, 1987 | S.D. Ehrlich |
| (3) 87-02 | Targets for the Design of Antiviral Agents (L-100) | Il Ciocco, Lucca (Italy): May 10-23, 1987 | R.T.Walker |
| (4) 87-25 | Inorganic Biochemistry (P-30) | Ottignies/Louvain-la-Neuve (Belgium): May 25 - June 4, 1987 | R.R. Crichton |
| (5) 87-13 | Intracellular Transport of Proteins (P-18) | Uppsala (Sweden): June 22-29, 1987 | E.Fries |

| | | | |
|-------------|--|---|----------------------|
| (6) 87-06 | Practical and Theoretical Aspects of Modern Analytical Methods for Identifying Modified Nucleosides (P-20) | Umea (Sweden): July 9-12, 1987 | G.R.Björk |
| (7) 87-07 | Crystal Growth of Biological Macromolecules (L-65) | Le Bischenberg, Obernai, France: July 19-25, 1987 | R.Giegé |
| (8) 87-14 | Lipid Traffic in the Animal Cell (P/L-15) | Heidelberg (FRG): August 26 - September 4, 1987 | K.Simons |
| (9) 87-04 | New Perspectives in the Dynamics and Assembly of Biomembranes (L-70) | Cargèse/Corsica (France): August 29 - September 5, 1987 | J. Op den Kamp |
| (10) 87-11 | Molecular Biology of Development (L-120) NATO-EMBO-FEBS-Course | Spetsai (Greece): August 30 - September 12, 1987 | W.Gehring |
| (11) 87-03 | Function of Membrane Proteins and Cellular Energetics (L-80)/P-20 | Grenoble/Besancon (France): September 13-19/21-26, 1987 | P.Vignais |
| (12) 87-01 | Biochemistry and Genetics of Yeasts (L) | Jerez de la Frontera (Spain): September 7-24, 1987 | C.Gancedo |
| (13) 87-16 | Protein Microsequencing (P-24) | Max-Planck-Institut Berlin (West): October 1-10, 1987 | B.Wittmann-Liebold |
| (14) 87-08 | Molecular Basis of Cellular Differentiation (L-100) (Second International Course on Biological Significance of DNA Methylation) | Faro (Algarve-Portugal): October 19-24, 1987 | G.L.Cantoni |
| (15) 87-12 | Non-Isotope Methods for the Analysis of DNA and RNA (P-20) | Sofia (Bulgaria): November 8-17, 1987 | R.Tsanev |
| (16) 87-05 | Frontiers in Molecular Genetics. Regional Course (L-60) | Cairo (Egypt): December 5-12, 1987 | G.Bernardi, M.Kamel. |
| 1988 | | | |
| (1) 88-01 | Genetic Experimentation and Evolutionary Change (L-250) | Basel (Switzerland): January 21 - 23, 1988 | W.Arber |
| (2) 88-03 | Lipid Flow (L-100) | Maria Alm (Austria): March 6-13, 1988 | J.A.F. Op den Kamp |
| (3) 88-09 | European School of Medical Genetics - Advanced Course | Sestri Levante (Genova): April 7-13, 1988 | G. Romeo |
| (4) 88-02 | Organelles of Eukaryotic Cells: Molecular Structure and Interactions (L-60/P-40) | Bari (Italy): May 16-28, 1988 | S.Papa |
| (5) 88-15 | FEBS Advanced Course on Inorganic Biochemistry (P-30) | Louvain-la-Neuve (Belgium): May 29-June 8, 1988 | R.R. Crichton |
| (6) 88-04 | Trends in Comparative Molecular Genetics (L-85) | Bechyne (South Bohemia): July 18-23, 1988 | S.Zadrazil |
| (7) 88-12 | Techniques and New Developments in Photosynthesis Research (L-100) | Spetsai (Greece): July 31-August 13, 1988 | J.Barber |
| (8) 88-11 | Receptors, Membrane Transport and Signal Transduction (L-120) | Island of Spetsai (Greece): August 17-30, 1988 | K.W.A.Wirtz |
| (9) 88-06 | Evolutionary Tinkering in Gene Expression (L) | Spetsai (Greece), August 28-30, 1988 | M.Grunberg-Manago |
| (10) 88-07 | Organization and Function of the Eukaryotic Genome (L-140) NATO-EMBO-FEBS Summer School | Spetsai (Greece), September 1-10, 1988 | H.G.Zachau |
| (11) 88-14 | The Immune System: Genes, Receptors, and Regulation (L-115) | Ionian Village (Greece): September 19-29, 1988 | M. Papamichail |

| | | | |
|-------------|---|---|--------------------|
| (12) 88-08 | Genome Organization and Evolution (L:50) | Cargese, Corsica (France), October 4-9, 1988 | G. Bernardi |
| (13) 88-13 | Microinjection into Tissue Culture Cells, Plant Protoplasts and Generation of Transgenic Mice (P:15) | Berlin (Germany), October 2-6, 1988 | A. Grässmann |
| 1989 | | | |
| (1) 89-07 | Frontiers in Molecular Genetics (L:60) | Harare (Zimbabwe), January 5-10, 1989 | G. Bernardi |
| (2) 89-02 | Protein-Lipid Interactions and Molecular Aspects of Protein Insertion and Translocation in Membranes (P:30) | Utrecht, January 23-29, 1989 | B. de Kruijff |
| (3) 89-06 | Developmental Biology (L:75) | Hotel Norica, Maria Alm (Austria), March 5-11, 1989 | K. Kratochwil |
| (4) 89-11 | European School of Medical Genetics-II (L:100) | Sestri Levante (Genova), April 9-16, 1989 | G. Romeo |
| (5) 89-01 | Biochemistry of Membrane Transport (L:80/P:20) | Budapest May 1-14, 1989 | A. Fonyó |
| (6) 89-04 | Protein Data Bases based on the Analysis of Two-dimensional Gels (P:20) | Aarhus, May 7-10, 1989 | J.E. Celis |
| (7) 89-03 | Low Temperature Methods in Biological Electron Microscopy (P:15) | University of Oslo, Blindern, May 20-26, 1989 | N. Roos |
| (8) 89-13 | Membrane Dynamics and Biogenesis (L:90) | Cargese (Corsica), June 12-23, 1989 | J.A.F. Op den Kamp |
| (9) 89-12 | Trends in Comparative Molecular Genetics (L:88) | Liblice Castle (Prague), June 18-24, 1989 | S. Zadrazil |
| (10) 89-10 | Molecular Genetics of Differentiation (L:80) | Berlin (West), June 27 to July 12, 1989 | V.E.A. Russo |
| (11) 89-09 | NATO-EMBO-FEBS Summer School: Protein and Genetic Engineering (L:100) | Island of Spetsai (Greece), September 3-16, 1989 | B.F.C. Clark |
| (12) 89-14 | RNA 3' - end Formation (L:60) | Brasenose College Oxford, September 13-17, 1989 | M.J. Proudfoot |
| (13) 89-05 | FT-IR of Biomolecules (P:24) | Campus de Lejona (Vizcaya, Spain) September 17-23, 1989 | J.L.R. Arrondo |
| (14) 89-08 | Biomolecular Electronmicroscopy (BIOMOLEM 1989) (P:40) | University of Ulm (W.Germany), October 13-21, 1989 | K. Kleinschmidt |
| (15) 89-20 | The role of oncogenes and biological response modifiers in tumor invasion and metastasis (L:20) | Vouliagmeni, Athens, Greece, November 9-14, 1989 | D.A. Spandidos |

1990

- | | | | | |
|------------|---|--|-----------------------------|----------------------|
| (1) 90-10 | Human Genome Research: Strategies and Priorities (L:250) | UNESCO Headquarters, Paris, France | January 29-31, 1990 | V. Sgaramella |
| (2) 90-12 | Genetics, Biochemistry and Ultrastructure of Meiosis (L:60) | Obertraun, Austria | 31 March - 6 April 1990 | M. Breitenbach |
| (3) 90-08 | Structure and Function of Eukaryotic RNP (L:40) | Delphi, Greece | April 1-5, 1990 | C.E. Sekeris |
| (4) 90-13 | European School of Medical Genetics - 3rd Course (L:80/100) | Sestri Levante (Genova) | April 1-7, 1990 | G. Romeo |
| (5) 90-16 | Regulatory Elements in the Cell Cycle and Embryogenesis of Marine Organisms (P:20) | Laboratoire International de Biologie Marine, France | April 23 - May 11, 1990 | C. Petzelt |
| (6) 90-21 | Inorganic and Physical Biochemistry (P:40) | Louvain-la-Neuve | May 5-17, 1990 | R.R. Crichton |
| (7) 90-01 | Mechanism and Control of Translation (L:60-70) | Noordwijkerhout, The Netherlands | May 12-17, 1990 | P.H. van Knippenberg |
| (8) 90-19 | Plant Molecular Biology (L:120) | Schloß Elmau, Oberbayern | May 14-23, 1990 | R. G. Herrmann |
| (9) 90-06 | Organization and Dynamics of the Cytoskeleton (L:50 students/150 postgraduates) | Fuglsöcentret, Knebel, Denmark | June 10-14, 1990 | J.E.Celis |
| (10) 90-09 | Basic and Specialized Techniques in Cell Biology (P:20) | Institute of Medical Biochemistry, Aarhus | June 15-23, 1990 | J.E.Celis |
| (11) 90-05 | Biochemistry and Genetics of Yeasts (P:24) | Institute of Biomedicine, Madrid | July 2-18, 1990 | C.Gancedo |
| (12) 90-04 | Biological Signal Transduction (L:100) | Spetsai, Greece | August 6-17, 1990 | K.W.A. Wirtz |
| (13) 90-24 | Gene Transfer: Microinjection into tissue culture cells, plant protoplasts and generation of transgenic mice (P:15) | Institut für Molekularbiologie und Biochemie, Berlin | September 2-7, 1990 | A. Gräßmann |
| (14) 90-07 | Global Regulation of Gene Expression in Micro-Organisms (L:125) | Spetsai, Greece | September 2-15, 1990 | M.Grunberg-Manago |
| (15) 90-02 | Cellular Regulation by Protein Phosphorylation (L:85) | Chateau La Londe Les Maures, France | September 5-15, 1990 | L.M.G. Heilmeyer |
| (16) 90-14 | Regulation of Gene Expression in Eukaryotic Cells (L:30) | Bedlewo, (Poznan), Poland | September 10-14, 1990 | A.Legocki |
| (17) 90-23 | The Immune System: Genes, Receptors and Regulation (L:115) | Spetsai, Greece | August 24-September 1, 1990 | M.Papamichail |

1991

- | | | | | |
|------------|---|---|--------------------------------------|----------------------------|
| (1) 91-01 | Structural and Motile Proteins of the Nucleus and Cytoplasm (L:60-80) | Winter resort Schladming (Austria) | March 18-22, 1991 | J.V.Small |
| (2) 91-02 | Oncogenes and Cell Growth (L:2x100) | Moscow and Kiew, USSR | June 17-20, 24-27, 1991 | I.M.Verma |
| (3) 91-03 | Techniques in Cell Biology (L:20) | Aarhus University | 17-26 June, 1991 | J.E. Celis |
| (4) 91-04 | The Plant Viruses Genome Structure and Expression (L:5) | Urmola (Riga), Latvia | April 30-May 4, 1991 | J.G. Atabekov |
| (5) 91-05 | Regulatory Mechanisms of DNA Replication (L:40) | Les Arcs, 73 700 Bourg Saint Maurice, France | March 17-23, 1991 | M.Kohiyama |
| (6) 91-06 | Applications of DNA Methods for the Diagnosis of Human Diseases (L:50 P:15) | Lab.of Biology and Hotel Porto Rio, Rion, 265 00 Patras | May 9-19, 1991 | A.Athanassiadou |
| (7) 91-07 | Practical Aspects on Membrane Proteins (P:20) | Université Paris Sud | June 30-July 6, 1991 | M.le Maire |
| (8) 91-09 | Advanced Methodologies for the Structural and Functional Analysis of Proteins (L:70 P:15) | Campus Bellaterra (Barcelona) | April 22-25, 1991 | F.X. Avilés |
| (9) 91-10 | Dynamics of Membrane Assembly (L:65) | Cargése (Corsica) | June 17-29, 1991 | J.A.F. Op den Kamp |
| (10) 91-11 | Regulation of Chloroplast Biogenesis (L:150) | Aghia Pelagia, Crete | July 18-August 2, 1991 | J.H. Argyroudi-Akoyunoglou |
| (11) 91-13 | Microbial Breeding (L:60) postponed | Dubrovnik-Interuniversity Centre | October 14-21, 1991 | Marija Alacevic |
| (12) 91-15 | Modern Methods in Molecular Biology (P+L:25) | Institute of Microbiology, Czechoslov. Acad.Sci. | late September - early October, 1991 | J. Weiser |
| (13) 91-16 | Protein Phosphatases (L:80) | Campus Gasthuisberg | August 25-29, 1991 | W. Merlevede |
| (14) 91-17 | Crystal Growth of Biological Macromolecules (L:80) | Universität Freiburg | August 18-24, 1991 | Walter Littke |

1992

- | | | | | |
|-----------|---|--|------------------|-------------------|
| (1) 92-01 | Techniques in Cell Biology (P:26) | Aarhus University Denmark | June 15-24, 1992 | Julio E. Celis |
| (2) 92-02 | Applications of Recombinant DNA Technology in Human Medicine (P+L:20) | Macedonian Academy of Sciences and Arts, Bled (Slovenia) | April 9-20, 1992 | Georgi D. Efremov |

| | | | | | |
|------|-------|---|--|------------------------------|----------------------|
| (3) | 92-03 | New Developments in Lipid-Protein Interactions and Receptor Function (L:100) | Spetsai, Greece | August 16-27, 1992 | K.W.A. Wirtz |
| (4) | 92-05 | Structure and Function of Glycoconjugates (P+L:26) | Villeneuve d'Asco, France | September 6-19, 1992 | André Verbert |
| (5) | 92-08 | Mechanisms in Eukaryotic Gene Regulation (L:120-140) | Spetsai, Greece | August 31-September 10, 1992 | Horst Feldmann |
| (6) | 92-09 | European School of Medical Genetics (P+L 100) | Sestri Levante, Genova | April 5-11, 1992 | Giovanni Romeo |
| (7) | 92-10 | Application of in vivo NMR Techniques to Probe Metabolism in Yeasts and other Organisms (P+L:16) | | | H. Santos |
| (8) | 92-11 | Supramolecular Organization of Cells (P:20) | Rostock, Germany | October 3-10, 1992 | Jürgen Bereiter-Hahn |
| (9) | 92-12 | Techniques in Protein Crystallography (P+L:20) | Aarhus University, Denmark and DESY Hamburg, Germany | June 8-18, 1992 | Jens Nyborg |
| (10) | 92-13 | Post-Transcriptional Control of Gene Expression (L:110) | Spetsai, Greece | August 3-14, 1992 | Alexander v.Gabain |
| (11) | 92-14 | Chemistry of Metals in Biological Systems (P+L:40) | Louvain-la-Neuve, Belgium | May 17-29, 1992 | R.R. Crichton |
| (12) | 92-17 | Liposomes (P:35) | Groningen, Niederlande | June 21-26, 1992 | Gerrit L. Scherphof |
| (13) | 92-18 | Genetic and Cell Engineering: Principle Techniques and Application in Modern Biotechnology (P:25) | Riga, Latvia | October 11-24, 1992 | Elmar Grens |
| (14) | 92-19 | The Immune System: Genes, Receptors and Regulation (L:110) | Ionian Village, Greece | August 31-September 8, 1992 | M. Papamichail |
| (15) | 92-22 | Transcriptional Regulation in Photosynthetic Cells (P:12) | Grenoble, France | May 12-22, 1992 | Paulette M. Vignais |
| (16) | 92-23 | Biology of the Extracellular Matrix (P+L:15) | Uppsala University (Sweden) | August 17-25, 1992 | Kristofer Rubin |

1993

| | | | | | |
|--------|---|---|-------------------------|----------------------|------------------|
| 93-01: | Peroxisomes: Biochemistry, Molecular Biology and Genetic Diseases | Practical (20 participants) and Lecture (100 participants) Course | Dijon (France): | April 19-27, 1993 | Norbert Latruffe |
| 93-02: | Biochemistry of Membrane Transport | Lecture Course: 100 participants | Lake Balaton (Hungary): | September 5-12, 1993 | Balázs Sarkadi |

| | | | | |
|-------------|---|---|---|-----------------------|
| 93-03: | Techniques in Cell Biology | Practical Course: 22 participants | Aarhus University (Denmark): June 14-23, 1993 | Julio E. Celis |
| 93-04: | Protein Structure, Function and Design | Lecture Course: 120 participants | Island of Spetsai (Greece): August 30-September 12, 1993 | Brian F.C. Clark |
| 93-06: | Alternate Readings of the Genetic Code | Lecture Course: 30 participants | Parknasilla, Co.Kerry (Ireland): May 18-23, 1993 | J.F. Atkins |
| 93-07: | Structure, Biogenesis and Dynamics of Biological Membranes | Lecture Course: 70 participants | Cargèse, Corsica (France): June 14- 26, 1993 | J.A.F. Op den Kamp |
| 93-09: | Advanced School on "Magnetic Resonance and Protein Dynamics" | Lecture Course: 50 participants | Ettore Majorana Centre for Scientific Culture, Erice (Sicily): March 15- 22, 1993 | Jean-Francois Lefèvre |
| 93-11: | Protein Phosphatases: Structure, Function and Regulation | Lecture Course: 90 participants | Bressanone/ Brixen Summer School of the University of Padova (Italy): September 19-23, 1993 | Willy Stalmans |
| 93-13: | Advanced Methods: DNA Sequencing and Microinjection | Practical Course: 22 participants | Charles University of Prague (Czechoslovakia): September 20-26, 1993 | Wilhelm Ansorge |
| 93-15: | Protein Purification and Analysis | Practical Course: 16 participants - Lecture Course: 100 participants | INRST, Hammam- Lif (Tunisia): February 5-20, 1993 | Rachid Ghrir |
| 93-18: | FT-IR Spectroscopy of Biomolecules | Practical Course: 25 participants | Robert Koch- Institut, Berlin: September 13-17, 1993 | Dieter Naumann |
| 93-20: | The Young Scientist's View of Molecular Biotechnology | Lecture Course: 60 participants | Mont Sainte Odile, Strasbourg: February 28 - March 6, 1993 | Joern Pütz |
| 93-21: | Structure and Function of Eukaryotic RNPs | Lecture Course: 40 lecturers, 30 students | Kurhaus Hotel, Arolla, Switzerland: Aug.28 - Sept. 2, 1993 | W.J. van Venrooij |
| 1994 | | | | |
| 94-01: | Molecular Mechanisms of Transcellular Signalling: From the Membrane to the Gene | Lecture Course: (21 lecturers 100 students) | Spetsai (Greece): August 14-26, 1994 | K.W.A. Wirtz |

| | | | | |
|--------|---|---|--|--------------------------|
| 94-02: | Computational Methods in Chemical Design-Molecular Modelling, Theory and Experiment | Practical and Lecture Course (8 lecturers 40-50 students) | Kloster Irsee (Germany): May 15-21, 1994 | Gerhard Müller |
| 94-03: | Biomembranes and Signal Transduction | Lecture Course: (19 lecturers 30 students) | Went building, University Campus, Sorbonnelaan (Utrecht): January 31-February 12, 1994 | A.J. Verkleij |
| 94-04: | Basic and Specialized Techniques in Cell Biology | Practical Course (6 lecturers, 22 students) | Institute of Medical Biochemistry Aarhus (Denmark): June 13-22, 1994 | Julio E. Celis |
| 94-05: | A World of RNA: Structure and Function | Lecture Course (25 lecturers, 130 students) | Island of Spetsai (Greece): August 28-September 10, 1994 | Marianne Grunberg-Manago |
| 94-06: | An Introduction to animal cell culture techniques for biochemists | Practical and Lecture Course (10 lecturers, 16 students) | National Cell & Tissue Culture Centre Dublin (Ireland): June 27-July 6, 1994 | Martin Clynes |
| 94-07: | Advanced Methods: DNA Sequencing and Microinjection | Practical and Lecture Course (10 lecturers, 12 students) | Charles University, Prague (Czech Republic): September 19-25, 1994 | Wilhelm Ansorge |
| 94-08: | Peroxidation in Biomembranes | Practical and Lecture Course (10 lecturers, 75 students) | University of Coimbra (Portugal): April 6-15, 1994 | V.C. Madeira |
| 94-09: | Glycoconjugates: From Structure to Molecular Biology | Practical and Lecture Course (12 lecturers, 26-30 students) | Université des Sciences et Technologies de Lille, Lab.de Chimie Biologique & UMR n 111 du CNRS, Villeneuve d'Asco Cedex (France): Sept. 4-17, 1994 | André Verbert |
| 94-12: | Organization of the early vertebrate embryo | Lecture Course (20 lecturers, 90 students) | Spetsai (island), Anargyrios-Korgialenios College,Greece: September 16-26, 1994 | Nikolas Zagris |
| 94-13: | Chemistry of Metals in Biological Systems | Practical and Lecture Course (24 lecturers, 40 students) | Hotel Nouvell Orléans, 1300 Wavre (Belgium): May 13-23, 1994 | R.R. Crichton |

| | | | | |
|-------------|--|--|---|----------------------|
| 94-14: | The Young Scientist's View of Molecular Biotechnology | Lecture Course (3-4 lecturers, 100 students) | ETH-conference centre 'Centro Stefano Francini', Monte Verita, CH-6612 Ascona (Switzerland): February 13-19, 1994 | Volker Dötsch |
| 94-15: | Protein sorting and maturation in the endoplasmic reticulum | Practical and Lecture Course (16 lecturers, 14 students) | ZMBH, Im Neuenheimer Feld 282, 69120 Heidelberg (Germany): April 5-15, 1994 | Bernhard Dobberstein |
| 94-16: | Immune System: Genes, Receptors and Regulation | Lecture Course (23 lecturers) | Ionian Village, West Coast of Peloponese (Greece): September 5-12, 1994 | M. Papamichail |
| 94-17: | Tools for visualizing molecular interactions controlling gene expression | Practical and Lecture Course (16 lecturers, 20 students) | Biomedical Center, Uppsala University, Uppsala (Sweden): August 8-17, 1994 | Anders Virtanen |
| 94-18: | Diagnostic laboratory methods in peroxisomal disorders | Practical and Lecture Course (12 lecturers, max. 60 students) | University of Gent, Gent - University Hospital, May 18-21, 1994 | Frank Roels |
| 94-21: | Quantitation of mRNA by polymerase chain reaction (PCR) | Practical and Lecture Course: (6 lecturers, 20 students) | Institute of Medical Microbiology and Virology, Department of Medicine, Universität Leipzig, October 9-14, 1994 | Harald Remke |
| 94-23: | Genetic and Cell Engineering: Principles, Techniques and Application in Modern Biotechnology | Practical and Lecture Course (16 lecturers 40 students) | University of Latvia, Riga (Latvia): Nov.27 - Dec.10, 1994 | Elmars Grens |
| 1995 | | | | |
| 95-01: | Single Cell Techniques in Signal Transduction Research | Practical and Lecture Course (21 lecturers, 70 students theoretical part 20 students practical part) | University of Amsterdam & Leiden (The Netherlands): April 29-May 5, 1995 (theoretical part May 5 - May 12, 1995 practical part) | Bert Van Duijn |
| 95-02: | Basic and Specialized Techniques in Cell Biology | Practical Course (8 lecturers 22 students) | University of Aarhus (Denmark): June 12 - 21, 1995 | Julio E. Celis |

| | | | | |
|-------------|---|--|--|-----------------------------|
| 95-03: | Mutation Detection 1995 | Lecture Course (27 lecturers 80 students) | Strand Hotel Visby, Gotland Island (Sweden): May 18 - 21, 1995 | R.G.H. Cotton |
| 95-04: | Advanced methods: DNA sequencing and microinjection | Practical Course (10 lecturers 22 students) | Charles University of Prague (Czech Republic): Sept.11-17,1995 | Wilhelm Ansorge |
| 95-05: | The Young Scientist's View of Molecular Biotechnology | Lecture Course (3-4 lecturers 60 students) | Liège (Belgium): Aug.28 - Sept.2, 1995 | Sart Tilman |
| 95-06: | Isolation and Immunochemical Characterization of RNP-Particles | Practical and Lecture Course (3-5 lecturers 12 students) | University of Athens, Medical School (Greece): | Johannes Schenkel |
| 95-07: | Molecular Dynamics of Biomembranes | Lecture Course (16 lecturers70 students) | Institut d'Etudes Scientifiques, Cargése (France): | J.A.F. Op den Kamp |
| 95-08: | Advanced Course on Methods in Protein Structure Analysis | Lecture Course (16 lecturers 60 students) | Athos Palace Hotel, Halkidiki (Greece): April 30-May 5, 1995 | Theodora Choli-Papadopoulou |
| 95-10: | Principles, Techniques and Application in Modern Biotechnology | Practical and Lecture Course (15 lecturers 40 students) | University of Latvia, Riga (Latvia): September 1995 | Elmars Grens |
| 95-11: | Posttranscriptional Control of Eukaryotic Gene Expression | Lecture course (26 lecturers 130 students) | Spetses (Greece): first 2 weeks in September 1995 | John E.G. McCarthy |
| 95-13: | 2nd Advanced School on Biological Magnetic Resonance 'Dynamics and the Problem of Recognition in Biological Macromolecules' | Lecture course (19 lecturers 75 students) | Erice (Sicily): May 22 - 30, 1995 | Jean-Francois Lefèvre |
| 95-15: | The Eukaryotic Genome: Organization, Function and Evolution | Lecture course (16 lecturers 65 students) | Spetsai (Greece): September 12-23, 1995 | Giorgio Bernardi |
| 95-19: | Advanced Course on Gene Therapy | Lecture course (21 lecturers: 70 students) | Varenna (Como)/Italy: September 1995 | Renato Dulbecco |
| 95-22: | Analysis of Cell Biochemistry by FCM including Functional Cytometric Methods | Practical Course (6 lecturers, 20 students) | CIBO-Centro Porto (Portugal): July 17-21, 1995 | Filipe Sansonetty |
| 1996 | | | | |
| 96-01: | Molecular Mechanisms of Signalling and Targeting | Lecture Course (18 lecturers 100 students) | Spetsai (Greece): August 18-30, 1996 | Karel W.A. Wirtz |
| 96-02: | Structure and Function of Interacting Protein Domains in Signal and Energy Transduction | Lecture Course (18 lecturers80 students) | Maratea - Acquafredda (Italy): September 10-19, 1996 | Ludwig M.G. Heilmeyer |

| | | | | |
|-------------|--|---|---|--------------------|
| 96-03: | Basic and Specialized Techniques in Cell Biology | Practical Course (8 lecturers 22 students) | University of Aarhus (Denmark): June 10-19, 1996 | Julio E. Celis |
| 96-04: | Mechanisms in Eukaryotic Gene Regulation | Lecture Course (24 lecturers 120-140 students) | Island of Spetses (Greece): Sept. 2-12, 1996 | Horst Feldmann |
| 96-05: | Comparative Developmental Biology | Lecture Course (15 lecturers 40 students) | Ischia (Naples)/ (Italy): May 11-17, 1996 | Roberto Di Lauro |
| 96-06: | An Introduction to Animal Cell Culture Techniques for Biochemists | Practical and Lecture Course (10 lecturers 16 students) | Dublin City University (Ireland): June 24-July 3, 1996 | Martin Clynes |
| 96-07: | Neurotransmitter Release and Uptake | Lecture Course (22 lecturers 80 students) | Kusadasi (Turkey): April 21-30, 1996 | Sakire Pögün |
| 96-08: | Chemistry of Metals in Biological Systems | Practical and Lecture Course (28 lecturers 40 students) | Wavre/ Louvain-la-Neuve (Belgium): May 8-18, 1996 | Robert R. Crichton |
| 96-09: | Oxidative Phosphorylation: Molecular Biology, Biochemistry and Physiopathology | Practical and Lecture Course (27 lecturers 85 students) | University of Bari (Italy): May 6-17, 1996 | Sergio Papa |
| 96-10: | Basic Methods in Yeast Genetics and Molecular Biology | Practical and Lecture Course (5 lecturers 20 students) | Institut de Botanique Strasbourg (France): July 15-26, 1996 | Jean-Luc Souciet |
| 96-11: | Immune System: Genes, Receptors and Regulation | Lecture Course (24 lecturers 105 students) | Ionian Village (Greece): Sept 9-16, 1996 | M. Papamichail |
| 96-12: | Advanced Methods: DNA Sequencing and Microinjection | Practical Course (10 lecturers 22 students) | Charles University of Prague (Czech Republic): September 9-15, 1996 | Wilhelm Ansorge |
| 96-15: | Cell and Tissue Culture Protocols for Neuroscience | Practical Course (7 lecturers 18 students) | University of Bristol: July 14-24, 1996 | Laurence W. Haynes |
| 1997 | | | | |
| 97-01: | Advanced Methods for Protein Analysis | Practical and Lecture Course (12 lecturers 30 students) | University of Hertfordshire (England): July 14-18, 1997 | John M. Walker |
| 97-02: | ATP Binding Cassette (ABC) Transporters From Multidrug Resistance to Genetic Disease | Lecture Course (18 lecturers, 1 00 students) | Gosau (Austria); Febr. 22-March 1, 1997 | K. Kuchler |
| 97-03: | Frontiers of Protein Structure Prediction | Practical and Lecture Course (4 lecturers/ 5 tutors, 15 students) | Pomezia, Rome (Italy); October 7-20, 1997 | A. Tramontano |

| | | | | |
|-------|---|---|---|----------------------|
| 97-04 | Single Cell Techniques in Signal Transduction Research | Practical and Lecture Course (16 lecturers, 64 students) | University of Amsterdam & Leiden (The Netherlands); May 3-10, 1997 | Bert van Duijn |
| 97-05 | Molecular Mechanisms of Lipid and Protein Traffic | Lecture Course (19 lecturers, 70 students) | Institut d'Etudes Scientifiques, Cargese (France); June 16-28, 1997 | Jos A.F. Op den Kamp |
| 97-06 | Biochemistry and Molecular Biology of Non-Conventional Yeasts | Practical and Lecture Course (12 lecturers, 30 students theoretical part; 24 students practical part) | Madrid (Spain); July 7-19, 1997 | Carlos Gancedo |
| 97-07 | Biomolecular Recognition | Lecture Course (24 lecturers, 120 students) | Spetsai (Greece); September 1-14, 1997 | Brian F.C. Clark |
| 97-08 | Free Radicals, Oxidative Stress and Antioxidants. Pathological and Physiological Significance | Lecture Course (23 lecturers, 90 students) | Antalya (Turkey); May 24-June 4, 1997 | Tomris Özben |
| 97-09 | Basic and Specialized Techniques in Cell Biology | Practical Course (7 lecturers, 22 students) | Aarhus (Denmark); June 16-25, 1997 | Julio E. Celis |
| 97-10 | Protein Sorting and Maturation in the Endoplasmic Reticulum | Practical and Lecture Course (20 lecturers/ tutors, 16 students) | Manchester (UK); April 3-14,1997 | Stephen High |
| 97-14 | Cellular Integration of Signalling Pathways in Plant Development | Lecture Course (25 lecturers, 90 students) | Acqua Fredda di Maratea (Italy); May 20-30,1997 | F. Lo Schiavo |
| 97-15 | Protein Phosphatases and Protein Dephosphorylation | Lecture Course (20 lecturers, 65 students) | Oxford(UK); September 21-26, 1997 | David Barford |
| 97-16 | Membrane Transport Processes and Signal Transduction | Lecture Course (20 lecturers, 70 students) | Bucharest (Romania); August 24-31, 1997 | A. Popescu |
| 97-19 | Advanced Course on Gene Therapy | Lecture Course (21 lecturers, 70 students) | Venice (Italy); September 13-18, 1997 | P. Vezioni |
| 97-20 | Lipid Signals | Lecture Course (16 lecturers, 80 students) | Santa Mario Imbaro (Italy); September 19-24, 1997 | Daniela Corda |
| 97-21 | Advanced Methods: DNA Sequencing and Microinjection | Practical Course (6 lecturers/10 tutors, 22 students) | Prague (Czech Republic); September 8-14, 1997 | Wilhelm Ansorge |

1998

| | | | | |
|-------|---|---|---|--------------------------|
| 98-01 | New Strategies and Methods in Protein Research | Practical and Lecture Course (20 lecturers/tutors, 32 students) | Urbino, Italy; September 14-20, 1998 | Vilberto Stocchi |
| 98-02 | Molecular Mechanisms of Transcellular Signalling - From Membrane Receptors to Transcription Factors | Lecture Course (18 lecturers, 100 students) | Island of Spetsai, Greece; August 16-28, 1998 | Jean Paul Thiery |
| 98-03 | Protein Export and Assembly in Bacteria | Lecture Course (15 lecturers, 60 students) | Lunteren, The Netherlands; April 25-May 1, 1998 | Jan Tommassen |
| 98-04 | Cytoskeleton Dynamics | Practical Course (1 3 lecturers/tutors, 1 6 students) | Salzburg, Austria; July 6-16, 1998 | J.V. Small |
| 98-06 | Molecular Basis of Bacterial Infection | Lecture Course (24 lecturers, 125 students) | Island of Spetsai, Greece; August 30-September 12, 1998 | Marianne Grunberg-Manago |
| 98-07 | Cytochrome P450 Systems from Structure to Application | Lecture Course (11 lecturers/ tutors, 40 students) | Gozd Matuljek, Slovenia; May 17-21, 1998 | Katja Breskvar |
| 98-08 | Young Scientists View's of Molecular Biotechnology 5: From the understanding to the design of biological function | Lecture Course (3 lecturers, 60 students) | Goslar, Germany; March 21-29,1998 | Claus Stefan Vörtler |
| 98-10 | RNA Biochemistry and Biotechnology | Practical & Lecture course (15 lecturers, 60-80 students) | Poznan, Poland; October 11-17, 1998 | Jan Barciszewski |
| 98-15 | Molecular Motors | Practical & Lecture Course (1 7 lecturers, 30 students) | Oxted, UK; September 7-11, 1998 | Robert A. Cross |
| 98-16 | Membrane Receptors and Transporters | Practical & Lecture Course (1 5 lecturers, 40 lect./25 pract. students) | Debrecen, Hungary; August 16-29, 1998 | Sandor Damjanovich |
| 98-17 | Structural and Functional Glycobiology | Practical & Lecture Course (18 lecturers/tutors, 25-30 students) | Villeneuve d'Ascq, France; September 7-19, 1998 | André Verbert |
| 98-19 | The Immune System Genes, Receptors and Regulation | Lecture Course (20 lecturers. 100 students) | Ionian Village, Greece, September 7-14,1998 | M. Papamichail |
| 98-20 | Electronmicroscopy and Stereology in Molecular Cell Biology | Practical & Lecture Course (7 lecturers/3 tutors, 20 students) | Oslo, Norway; June 3-12, 1998 | Norbert Roos |
| 98-21 | <i>In Vitro</i> Practical Techniques for Neuroscience | Practical Course (1 5 lecturers, 18 students) | Bristol, UK; July 13-24, 1998 | Laurence Haynes |

1999

| | | | | |
|-------|---|---|--|--------------------|
| 99-01 | ATP-Binding Cassette (ABC) Proteins From Multidrug Resistance to Genetic Disease | Lecture Course (26 lecturers/tutors, 120 students) | Gosau, Austria; February 20-27, 1999 | K. Kuchler |
| 99-02 | Basic Methods in Yeast Genetics and Molecular Biology | Practical and Lecture Course (9 lecturers/ tutors, 20 students) | Strasbourg, France; July 12-23, 1999 | J.-L. Souciet |
| 99-04 | Glycoconjugates: Versatile Structures and Intriguing Functions | Lecture course (14 lecturers, 50 students) | Opatija, Croatia, September 22-28, 1999 | Mima Flögel |
| 99-05 | Molecular Mechanisms of Signal Transduction | Lecture Course (18 lecturers, 82 students) | Spetses, Greece; August 16-28, 1999 | J.L. Bos |
| 99-06 | The Meiotic Process - Nuclear Architecture, Recombination and Chromosomal Segregation | Lecture course (100 students, 20 lecturers) | Obertraun, Austria, September 11-17, 1999 | D. Schweizer |
| 99-08 | Protein, Lipid and Membrane Traffic Pathways and Targeting | Lecture Course (18 lecturers, 75 students) | Cargese, France; June 7-19, 1999 | J.A.F. Op den Kamp |
| 99-09 | Structure and Function of Macromolecular Complexes | Lecture Course (23 lecturers, 130 students) | Spetses, Greece; August 29-September 9, 1999 | J.E.G. McCarthy |
| 99-10 | Targets and Functions of Lipid-Derived Messengers | Lecture Course (19 lecturers, 60 students) | Santa Mario Imbaro, Italy; June 11-16, 1999 | D. Corda |
| 99-11 | 2D and Mass Spectrometry for Proteomic Research in Cell Biology | Practical Course (10 lecturers/tutors, 20 students) | Aarhus, Denmark, August 10-15, 1999 | Julio E. Celis |
| 99-12 | Electronmicroscopy and Stereology in Molecular Cell Biology | Practical Course (7 lecturers/ 3 tutors, 20 students) | Oslo, Norway; June 1-11, 1999 | Norbert Roos |
| 99-13 | Protein Phosphorylation and Protein Phosphatases | Lecture course (20 lecturers, 80 students) | De Panne, Belgium, September 19-24, 1999 | Mathieu Bollen |
| 99-15 | Free Radicals, Nitric Oxide and Antioxidants in Health and Disease | Lecture course (24 lecturers, 90 students) | Antalya, Turkey, September 17-29, 1999 | T. Özben |
| 99-16 | PCR-based Methods in the Detection and Characterization of Inherited, Malignant and Infectious Diseases | Practical course (8 lecturers/tutors, 20 students) | Skopje, Republic of Macedonia, last week of September 1999 | Georgi D. Efremov |
| 99-18 | Yeast Lipids Metabolism and Intracellular Transport | Lecture course (10 lecturers, 40 students) | Utrecht, The Netherlands, 22-25 September, 1999 | A.I.P.M. de Kroon |
| 99-20 | An introduction to Animal cell Culture Techniques for Biochemists | Practical course (21 lecturers/ tutors, 16 students) | Dublin, Ireland, 14-22 June, 1999 | Martin Clynes |

2000

| | | | | |
|-------|---|---|---|---|
| 00-01 | Protein Modules in Cellular Signalling | Lecture Course (16 lecturers / tutors, 80 students) | St. Martin-de-Londres, France; September 13-22, 2000 | Ludwig Heilmeyer |
| 00-02 | Microspectroscopy Monitoring Molecular Behaviour in Living Cells | Practical and lecture course (19 lecturers/ 10 tutors, 30 students) | Wageningen, The Netherlands; October 29- November 3, 2000 | N.C.M. Laane and H.J.Tanke |
| 00-03 | Expression and Regulation of Mitochondrial Oxidative Phosphorylation and Disorders in Human Pathology | Lecture Course (27 lecturers, 100 students) | Martina France, Italy; March 5-10, 2000 | Sergio Papa |
| 00-06 | Lipid Modifications of Proteins | Lecture course (15-20 lecturers, 60 students) | London, UK, September 23-28, 2000 | Anthony Magee and Marco Parenti |
| 00-07 | P-Type ATPases | Lecture course (19 lecturers, 100 students) | Weilrod/Taunus, Germany, August 28-September 3, 2000 | Jan-Joep de Pont |
| 00-09 | Spetsai 2000: Molecular Mechanisms of Development and Disease | Lecture Course (22 lecturers, 120 students) | Spetses, Greece; September 5-13, 2000 | Peter Herrlich, Herbert Jäckle and Horst Feldmann |
| 00-10 | New Dimensions in the Regulation of Gene Expression | Lecture course (15 lecturers, 80 students) | Spetses, Greece, August 22-30, 2000 | Jan -Ake Gufstafsson |

2001

| | | | | |
|-------|--|---|---|--------------------|
| 01-01 | Mitochondria in Cell Life and Death | Lecture course (26 lecturers, 100 students) | Moscow, Russia, September 2-7, 2001 | Vladimir Skulachev |
| 01-03 | Origin and Evolution of Mitochondria and Chloroplasts | Lecture course (20 lecturers, 80 students) | Hvar, Croatia, March 31- April 6, 2001 | Jürgen Soll |
| 01-04 | Comparative Developmental Biology | Lecture course (21 lecturers, 80 students) | St. Angelo d'Ischia, Italy, April 17-23, 2001 | Roberto di Lauro |
| 01-05 | ATP-Binding (ABC) Proteins: From Multidrug Resistance to Genetic Disease III | Lecture course (18 lecturers, 6 tutors, 120 students) | Gosau, Austria, March 3 - 10, 2001 | Karl Kuchler |
| 01-06 | Protein Biology: From Synthesis to Function and Disease | Lecture course (15 lecturers, 80 students) | Island of Spetses, Greece, September 4 - 14, 2001 | Brian F.C. Clark |
| 01-07 | Molecular Dynamics of Membrane Biogenesis | Lecture course (16 lecturers, 75 students) | Cargèse, Corsica, June 18 - 30, 2001 | Jos A.F. Opdenkamp |
| 01-08 | Molecular Mechanisms in Signal Transduction | Lecture course (18 lecturers, 100 students) | Island of Spetses, Greece, August 19 - 30, 2001 | Johannes L. Bos |
| 01-09 | Lipid-Mediated Signalling in Cellular Functions | Lecture course (12 lecturers, 3 tutors, 60 students) | Santa Maria Imbaro, Italy, June 21 - 26, 2001 | Daniela Corda |

| | | | | |
|-------------|---|---|---|------------------------------------|
| 01-10 | From Differentiation to Death in Nerve Cells | Lecture course (14 lecturers, 6 tutors, 80 students) | Island of Spetses, Greece, June 4 - 13, 2001 | Jacopo Meldolesi |
| 01-11 | Glycoconjugates: Versatile Structures and Intriguing Functions | Lecture course (14 lecturers, 50 students) | Dubrovnik, Croatia, September 24 - 30, 2001 | Mirna Flögel |
| 01-12 | Free Radicals, Nitric Oxide and Inflammation: Molecular, Biochemical and Clinical Aspects | Lecture course (20 lecturers, 5 tutors, 80 students) | Antalya, Turkey, Sept. 24 - October 4, 2001 | Aldo Tomasi |
| 01-15 | Recombinant DNA Technology | Practical and Lecture course (4 lecturers, 4 tutors, 20 students) | Bucharest, Romania, September 2 -7, 2001 | Stefan Szedlacsek |
| 01-17 | Virus Vectors. Protocols and Applications | Practical and Lecture course (9 lecturers, 5 tutors, 20 students) | Heidelberg, Germany, September 3 - 11, 2001 | Angel Cid-Arregui |
| 2002 | | | | |
| 02-01 | Estimation of DNA Damage induced by Genotoxic Agents | Practical & Lecture Course (7 lecturers, 20 students) | Gliwice, Poland, February 17-23, 2002 | Joanna Rzeszowska-Wolny |
| 02-02 | Identification of Novel Targets for Cancer Therapy: Application of Serex Methodology | Practical & Lecture Course (6 lecturers, 15 students) | Kiev, Ukraine, May 27- June 1, 2002 | I. Gout |
| 02-04 | DNA and Chromosomes: Physical and Biological Approaches | Lecture Course (20 lecturers, 70 students) | Cargese, Corsica, France, August 12 - 24, 2002 | Jean-Louis Sikorav |
| 02-05 | Cytochrome P450 Systems: From Structure to Application | Lecture Course (9 lecturers, 4 tutors, 40 students) | Krajnska Gora, Slovenia, May 14 - 19, 2002 | Rita Bernhardt and Katja Brezskvar |
| 02-06 | Novel Trends in Molecular Microbiology | Lecture Course (14 lecturers, 7 tutors, 80 students) | Birmingham, UK, April 9 -19, 2001 | Stephen Busby |
| 02-07 | Visualising Cytoskeleton Dynamics | Practical Course (17 lecturers/tutors, 16 students) | Salzburg, Austria, July 8 -18, 2002 | Vic Small |
| 02-08 | Microspectroscopy: Monitoring Molecular Interactions and reactions in Living Cells | Practical & Lecture Course (17/15 lecturers/tutors, 20 students) | Wageningen, The Netherlands, October 6-11, 2002 | A.J.W.G. Visser |
| 02-10 | Gene Manipulation for Microbiological Production of valuable Products | Practical Course (10/6 lecturers/tutors, 25 students) | Thessaloniki, Greece, September 2-6, 2002 | Dimitrios Kyriakidis |
| 02-11 | Basic Methods in Yeast Genetics and Molecular Biology | Practical & Lecture Course (6 lecturers, 5 tutors, 20 students) | Strasbourg, France; July 8-19, 2002 | Jean-Luc Souciet |

| | | | | |
|-------------|---|---|--|----------------------------|
| 02-12 | Animal Cell Culture: a Fundamental Technique for Functional Genomics | Practical & Lecture Course (13 lecturers/ tutors, 16 students) | Dublin, Ireland, September 2-11, 2002 | Martin Clynes |
| 02-13 | Immune System: Genes, Receptors and Regulation | Lecture Course (20 lecturers, 105 students) | Ionian Village, Greece, September 9-16, 2002 | M. Papamichail |
| 02-14 | Chemistry of Metals in Biological Systems | Practical & Lecture course (20 lecturers, 40 students) | Louvain-la-Neuve, Belgium; May 18-28, 2002 | Robert R. Crichton |
| 02-15 | Metabolic Engineering in Biotechnology | Lecture course (18 lecturers, 60 students) | Carcavelos, Portugal; September 7-14, 2002 | Ana Ramos / Helena Santos. |
| 02-16 | Molecular Basis of Bacterial Virulence in Infected Hosts and Environment | Lecture course (16 lecturers, 80 students) | Spetses, Greece; September 3-13, 2002 | Pascale Cossart |
| 02-18 | Yeast Two-Hybrid Systems: Powerful Tools for Analysis of Protein-Protein Interactions | Practical & Lecture course (6 lecturers /3 tutors, 20 students) | Moscow, Russia; October 28 – November 1, 2002 | Ilya Serebriiskii |
| 02-20 | Chemical Probes in Biology | Lecture course (25 lecturers, 80 students) | Spetses, Greece; August 18-30, 2002 | Manfred P. Schneider |
| 2003 | | | | |
| 03-02 | Origin and Evolution of Mitochondria and Chloroplasts | Lecture course (21 lecturers, 80 students) | Hvar, Croatia, April 5 – 10, 2003 | Jürgen Soll |
| 03-03 | Frontiers in Neurodegenerative Disorders and Aging: Fundamental Aspects, Clinical Perspectives and New Insights | Lecture course (17 lecturers / tutors; 100 students) | Antalya, Turkey, May 26 - June 1, 2003 | Tomris Özben |
| 03-04 | Molecular Mechanisms in Homeostasis and Disease | Lecture course (21 lecturers, 130 students) | Island of Spetses (Greece) August 29 – September 8, 2003 | Peter Herrlich |
| 03-05 | Viral Vectors | Practical & lecture course (10 lecturers / 4 tutors; 16 students) | Heidelberg, Germany, March 31 – April 5, 2003 | Angel Cid-Arregui |
| 03-07 | New Developments in Membrane Biology: Rafts, protein sorting and signal transduction | Lecture course (12 lecturers, 60 students) | Tbilisi, Republic of Georgia, June 28 – July 3, 2003 | Gerrit van Meer |

| | | | | |
|-------|--|--|---|-----------------------|
| 03-09 | Lipid signalling and membrane traffic | Lecture course (13 lecturers / 3 tutors; 60 students) | Santa Maria Imbaro, Italy, June 20 – 25, 2003 | Daniela Corda |
| 03-10 | Molecular Mechanism in Signal Transduction | Lecture course (17 lecturers, 100 students) | Spetses, Greece, August 18 - 29, 2003 | Johannes L. Bos |
| 03-13 | From Transcription to Physiology: Regulation of gene expression and protein function | Lecture course (17 lecturers; 80 students) | Island of Spetsai, Greece, September 9 - 14, 2003 | Jan-Åke Gustafsson |
| 03-14 | Recombinant DNA technology and protein expression | Practical & lecture course (4 lecturers / 4 tutors, 20 students) | Bucharest, Romania; September 21 - 27, 2003 | Norica Nichita |
| 03-15 | Poly-ADP-Ribosylation in Health and Disease | Lecture course (11 lecturers; 40 students) | Debrecen, Hungary August 27-30, 2003 | Lászlò Virág |
| 03-16 | Frontiers in Cytoskeleton Research | Lecture course (20 lecturers; 120 students) | Gosau, Austria September 13-17, 2003 | Victor Small |
| 03-18 | Modern Techniques in Molecular Immunology | Practical & lecture course (6 lecturers / 4 tutors; 16 students) | Kyiv, Ukraine September 28 – October 3, 2003 | Sergiy V. Komisarenko |
| 03-20 | Protein Phosphorylation and Protein Phosphatases | Lecture course (25 lecturers; 100 students) | Barcelona, Spain June 29 – July 3, 2003 | Joaquin Arino |
| 03-21 | Gene Manipulation of Microbial Production of Valuable Products | Practical Course (12 lecturers/ 7 tutors, 25 students) | Thessaloniki, Greece September 22 – 27, 2003 | D. Kyriakidis |
| 03-24 | Biology of Molecular Chaperones; Mechanisms and Regulation of Chaperones | Lecture course (25 lecturers; 100 students) | Tomar, Portugal August 30 – September 4, 2003 | Ineke Braakman |