



## Strathprints Institutional Repository

Eliasson, Bengt and Shukla, Padma (2012) *Relativistic x-ray free-electron lasers in the quantum regime*. Physical Review E, 85 (6). ISSN 1539-3755

Strathprints is designed to allow users to access the research output of the University of Strathclyde. Copyright © and Moral Rights for the papers on this site are retained by the individual authors and/or other copyright owners. You may not engage in further distribution of the material for any profitmaking activities or any commercial gain. You may freely distribute both the url (<http://strathprints.strath.ac.uk/>) and the content of this paper for research or study, educational, or not-for-profit purposes without prior permission or charge.

Any correspondence concerning this service should be sent to Strathprints administrator: <mailto:strathprints@strath.ac.uk>

## Relativistic x-ray free-electron lasers in the quantum regime

Bengt Eliasson<sup>1</sup> and P. K. Shukla<sup>2,3</sup>

<sup>1</sup>*Institut für Theoretische Physik, Fakultät für Physik und Astronomie, Ruhr-Universität Bochum, D-44780 Bochum, Germany*

<sup>2</sup>*International Centre for Advanced Studies in Physical Sciences & Institute for Theoretical Physics, Fakultät für Physik und Astronomie, Ruhr-Universität Bochum, D-44780 Bochum, Germany*

<sup>3</sup>*Department of Mechanical and Aerospace Engineering & Center for Energy Research, University of California San Diego, La Jolla, California 92093, USA*

(Received 15 December 2011; published 20 June 2012)

We present a nonlinear theory for relativistic x-ray free-electron lasers in the quantum regime, using a collective Klein-Gordon (KG) equation (for relativistic electrons), which is coupled with the Maxwell-Poisson equations for the electromagnetic and electrostatic fields. In our model, an intense electromagnetic wave is used as a wiggler which interacts with a relativistic electron beam to produce coherent tunable radiation. The KG-Maxwell-Poisson model is used to derive a general nonlinear dispersion relation for parametric instabilities in three space dimensions, including an arbitrarily large amplitude electromagnetic wiggler field. The nonlinear dispersion relation reveals the importance of quantum recoil effects and oblique scattering of the radiation that can be tuned by varying the beam energy.

DOI: [10.1103/PhysRevE.85.065401](https://doi.org/10.1103/PhysRevE.85.065401)

PACS number(s): 52.35.Mw, 41.60.Cr, 52.38.Hb, 52.40.Db

*Introduction.* With the recent development of x-ray free-electron lasers (FELs) [1] there are new possibilities to explore matter on atomic and single molecule levels. On these length scales, of the order of a few angstroms, quantum effects play an important role in the dynamics of the electrons. Quantum effects have been measured experimentally both in the degenerate electron gas in metals and in warm dense matter [2], and must also be taken into account in intense laser-solid density plasma interaction experiments [3]. The theory of the FEL was originally developed in the framework of quantum mechanics [4], but where Planck's constant canceled out in the final FEL gain formula, producing a classical result. It was subsequently shown that classical theory can be used and quantum effects can be neglected [5], if the photon momentum recoil is not larger than the beam momentum spread [6–9]. To overcome the technical limitation on the wiggler wavelength for a static magnetic field wiggler, it was suggested that it can be replaced by an electromagnetic (EM) wiggler or by a plasma wave wiggler [10] to generate short wavelength radiation. In such a situation, it turns out that quantum recoil effects can be important. The Klein-Gordon equation (KGE) for a single electron was used to derive a general set of quantum mechanical equations for the FEL [11], while a single-electron Schrödinger-like equation for the dynamics of the FEL was derived using the field theory [12]. The nonlinear quantum regime of x-ray Compton lasers have been investigated using Volkov-dressed electrons based on the Dirac equation [13]. Furthermore, by using a multielectron FEL Hamiltonian, it was shown that quantum effects can lead to the splitting of the radiated spectrum into narrow bands for short electron bunches [14,15]. Relativistic and collective quantum effects have been studied for FELs using Wigner [16,17] and quantum fluid [18] models.

In this Rapid Communication, we shall use a collective KGE to derive a dynamic model for the quantum free-electron laser. In our model, we assume that the wave function  $\psi$  represents an ensemble of electrons, so that the resulting charge and current densities act as sources [19] for the

self-consistent electrodynamic vector and scalar potentials  $\mathbf{A}$  and  $\phi$ , respectively.

*Mathematical model.* The KGE in the presence of the electrodynamic fields reads

$$\mathcal{W}^2\psi - c^2\mathcal{P}^2\psi - m_e^2c^4\psi = 0, \quad (1)$$

where the energy and momentum operators are  $\mathcal{W} = i\hbar\partial/\partial t + e\phi$  and  $\mathcal{P} = -i\hbar\nabla + e\mathbf{A}$ , respectively. Here  $\hbar$  is Planck's constant divided by  $2\pi$ ,  $e$  the magnitude of the electron charge,  $m_e$  the electron rest mass, and  $c$  the speed of light in vacuum. The electrodynamic potentials are obtained self-consistently from the Maxwell equations

$$\frac{\partial^2\mathbf{A}}{\partial t^2} + c^2\nabla \times (\nabla \times \mathbf{A}) + \nabla \frac{\partial\phi}{\partial t} = \mu_0c^2\mathbf{j}_e, \quad (2)$$

and

$$\nabla^2\phi + \nabla \cdot \frac{\partial\mathbf{A}}{\partial t} = -\frac{1}{\varepsilon_0}(\rho_e + \rho_i), \quad (3)$$

where  $\mu_0$  is the magnetic permeability,  $\varepsilon_0 = 1/\mu_0c^2$  the electric permittivity in vacuum, and  $\rho_i = en_0$  a neutralizing positive charge density due to ions, where  $n_0$  is the equilibrium electron number density. The electric charge and current densities of the electrons are  $\rho_e = -e[\psi^*\mathcal{W}\psi + \psi(\mathcal{W}\psi)^*]/2m_e c^2$  and  $\mathbf{j}_e = -e[\psi^*\mathcal{P}\psi + \psi(\mathcal{P}\psi)^*]/2m_e$ , respectively. They obey the continuity equation  $\partial\rho_e/\partial t + \nabla \cdot \mathbf{j}_e = 0$ .

The growth rate of the scattering instability is calculated in the beam frame and the result is then Lorentz transformed into the laboratory frame. We assume that the beam is propagating along the  $z$  axis, in the opposite direction of the laser wiggler beam. For the laser wiggler field, we consider for simplicity a circularly polarized EM wave of the form  $\mathbf{A}_0 = (1/2)\widehat{\mathbf{A}}_0 \exp(-i\omega_0 t + i\mathbf{k}_0 \cdot \mathbf{r}) + \text{complex conjugate}$ , with  $\widehat{\mathbf{A}}_0 = (\widehat{\mathbf{x}} + i\widehat{\mathbf{y}})\widehat{A}_0$ , where  $\omega_0$  is the laser wave frequency and  $\mathbf{k}_0 = k_0\widehat{\mathbf{z}}$  the wave vector, and  $\widehat{\mathbf{x}}$ ,  $\widehat{\mathbf{y}}$ , and  $\widehat{\mathbf{z}}$  the unit vectors in the  $x$ ,  $y$ , and  $z$  directions, respectively. Due to the circular polarization, the oscillatory parts in the nonlinear term proportional to  $A^2$  in the KGE vanish. Hence, our starting

point is the nonlinear dispersion relation in the beam frame, with primed variables, where the plasma is at rest. It reads [20]

$$1 - \frac{(\omega'_{pe})^2}{4\gamma_A^3 m_e^2 c^2} \frac{D'_A(\Omega', \mathbf{K}')}{D'_L(\Omega', \mathbf{K}')} \sum_{+,-} \frac{e^2 |\mathbf{k}'_{\pm} \times \widehat{\mathbf{A}}'_0|^2}{(k'_{\pm})^2 D'_A(\omega'_{\pm}, \mathbf{k}'_{\pm})} = 0, \quad (4)$$

where the electron plasma oscillations in the presence of the EM field are represented by

$$D'_L(\Omega', \mathbf{K}') = \frac{(\omega'_{pe})^2}{\gamma_A} - (\Omega')^2 + \frac{\hbar^2 [c^2 (K')^2 - (\Omega')^2]}{4\gamma_A^2 m_e^2 c^4} D'_A(\Omega', \mathbf{K}'). \quad (5)$$

Here  $\Omega'$  and  $\mathbf{K}'$  are the frequency and wave vector of the plasma oscillations, respectively,  $\gamma_A = (1 + a_0^2)^{1/2}$  is the relativistic gamma factor due to the large amplitude EM field, and  $a_0 = e|\widehat{\mathbf{A}}'_0|/m_e c$  is the normalized amplitude of the EM wave (the wiggler parameter). The dispersion relation for the beam oscillations in the presence of a large amplitude EM wave is given by  $D'_L(\Omega', \mathbf{K}') = 0$ . The EM sidebands are governed by

$$D'_A(\omega'_{\pm}, \mathbf{k}'_{\pm}) = c^2 (k'_{\pm})^2 - (\omega'_{\pm})^2 + (\omega'_{pe})^2 / \gamma_A, \quad (6)$$

where  $\omega'_{\pm} = \omega_0 \pm \Omega'$  and  $\mathbf{k}'_{\pm} = \mathbf{k}_0 \pm \mathbf{K}'$ , and  $\omega'_0$  and  $k'_0$  are related through the nonlinear dispersion relation  $(\omega'_0)^2 = c^2 (k'_0)^2 + (\omega'_{pe})^2 / \gamma_A$ . We also denoted  $D'_A(\Omega, \mathbf{K}) = c^2 (K')^2 - (\Omega')^2 + (\omega'_{pe})^2 / \gamma_A$ . We have neglected the two-plasmon decay [21], which would give rise to terms proportional to  $|\mathbf{k}'_{\pm} \cdot \widehat{\mathbf{A}}'_0|^2$  in Eq. (4).

To move from the beam frame to the laboratory frame, the time and space variables are Lorentz transformed as  $t' = \gamma_0(t - v_0 z/c^2)$ ,  $x' = x$ ,  $y' = y$ , and  $z' = \gamma_0(z - v_0 t)$ , where  $\mathbf{v}_0 = v_0 \widehat{\mathbf{z}}$  is the beam velocity, and  $\gamma_0 = 1/\sqrt{1 - v_0^2/c^2}$  the gamma factor due to the relativistic beam speed. The corresponding frequency and wave-number transformations are thus  $\omega' = \gamma_0(\omega - v_0 k_z)$ ,  $k'_x = k_x$ ,  $k'_y = k_y$ , and  $k'_z = \gamma_0(k_z - v_0 \omega/c^2)$ . They apply to the frequency and wave vector pairs  $(\Omega, \mathbf{K})$ ,  $(\omega_0, \mathbf{k}_0)$ , and  $(\omega_{\pm}, \mathbf{k}_{\pm})$ . The plasma frequency is transformed as  $\omega'_{pe} = \omega_{pe} \sqrt{\gamma_A/\gamma}$ , where  $\gamma = (1 + p_0^2/m_e^2 c^2 + a_0^2)^{1/2}$  is the total gamma factor and  $\mathbf{p}_0 = \gamma m_e \mathbf{v}_0$  the relativistic electron momentum. Since the components of  $\widehat{\mathbf{A}}_0$  are perpendicular to the beam velocity direction, they are not affected by the Lorentz transformation, hence  $\widehat{\mathbf{A}}'_0 = \widehat{\mathbf{A}}_0$ . We also use the relation  $\gamma_A \gamma_0 = \gamma$ , and observe that the expressions of the form  $(\omega')^2 - c^2 (k')^2 = \omega^2 - c^2 k^2$  are Lorentz invariant. This yields  $D'_L(\Omega', \mathbf{K}') = \gamma_0^2 D_L(\Omega, \mathbf{K})$ , with

$$D_L(\Omega, \mathbf{K}) = \frac{\omega_{pe}^2 \gamma_A^2}{\gamma^3} - (\Omega - v_0 K_z)^2 + \frac{\hbar^2 (c^2 K^2 - \Omega^2)}{4\gamma^2 m_e^2 c^4} D_A(\Omega, \mathbf{K}), \quad (7)$$

and  $D'_A(\omega'_{\pm}, \mathbf{k}'_{\pm}) = D_A(\omega_{\pm}, \mathbf{k}_{\pm}) \equiv c^2 k_{\pm}^2 - \omega_{\pm}^2 + \omega_{pe}^2 / \gamma$ , and, similarly,  $D'_A(\Omega', \mathbf{K}') = D_A(\Omega, \mathbf{K})$ . In the laboratory frame, Eq. (4) is of the form

$$1 - \frac{\omega_{pe}^2}{4\gamma^3 m_e^2 c^2} \frac{D_A(\Omega, \mathbf{K})}{D_L(\Omega, \mathbf{K})} \sum_{+,-} \frac{e^2 |\mathbf{k}'_{\pm} \times \widehat{\mathbf{A}}_0|^2}{(k'_{\pm})^2 D_A(\omega_{\pm}, \mathbf{k}_{\pm})} = 0. \quad (8)$$

Using  $\mathbf{K} = K_x \widehat{\mathbf{x}} + K_y \widehat{\mathbf{y}} + K_z \widehat{\mathbf{z}}$ , we have  $K^2 = K_z^2 + K_{\perp}^2$  with  $K_{\perp}^2 = K_x^2 + K_y^2$ , so that  $|\mathbf{k}'_{\pm} \times \widehat{\mathbf{A}}_0|^2 = \{2\gamma_0^2 [k_0 \pm K_z + (v_0/c^2)(\omega_0 \pm \Omega)]^2 + K_{\perp}^2\} |\widehat{\mathbf{A}}_0|^2$ , and  $(k'_{\pm})^2 = \gamma_0^2 [k_0 \pm K_z + (v_0/c^2)(\omega_0 \pm \Omega)]^2 + K_{\perp}^2$ .

For the resonant backscattering instability, we have  $|D_A(\omega_+, \mathbf{k}_+)| \gg |D_A(\omega_-, \mathbf{k}_-)|$ . Also, for  $\Omega \approx v_0 K_z$ ,  $v_0 \approx -c$ , and  $\gamma_0 K_z \gg k_0$ ,  $K_{\perp}$ , we have  $|\mathbf{k}'_{\pm} \times \widehat{\mathbf{A}}_0|^2 / (k'_{\pm})^2 \approx 2|\widehat{\mathbf{A}}_0|^2$ . In this limit, Eq. (8) is written as

$$D_L(\Omega, \mathbf{K}) D_A(\omega_-, \mathbf{k}_-) = \frac{\omega_{pe}^2 D_A(\Omega, \mathbf{K})}{2\gamma^3} a_0^2. \quad (9)$$

By using  $\Omega \approx v_0 K_z$ , the expression for  $D_L(\Omega, \mathbf{K})$  can be simplified as

$$D_L(\Omega, \mathbf{K}) = \Omega_p^2 - (\Omega - v_0 K_z)^2, \quad (10)$$

where

$$\Omega_p = \sqrt{\frac{\omega_{pe}^2 \gamma_A^2}{\gamma^3} + \frac{\hbar^2 (K_z^2 \gamma_A^2 + K_{\perp}^2 \gamma^2)}{4\gamma^6 m_e^2}}. \quad (11)$$

Equation (10) is valid for  $\hbar \omega_{pe} \gamma_A / \gamma^{3/2} m_e c^2 \ll 1$  (which is always fulfilled), and  $\omega_{pe} \gamma_A / |v_0| \gamma^{3/2} \ll K_z \ll m_e |v_0| \gamma^{3/2} / \hbar \gamma_A$ . The latter condition, with  $|v_0| \approx c$ , gives  $\gamma_A / \lambda_e \gamma^{3/2} \ll K_z \ll \gamma^{3/2} / \lambda_C \gamma_A$ , where  $\lambda_e = c/\omega_{pe}$  is the electron skin depth and  $\lambda_C = \hbar/m_e c$  the reduced Compton length. We note that  $\Omega_p$  contains a combination of the collective beam plasma oscillation and quantum recoil effects, which lead to a splitting of the beam mode into one slightly upshifted and one downshifted mode.

The resonant  $\Omega$  and  $\mathbf{K}$  are obtained by simultaneously setting  $D_L(\Omega, \mathbf{K}) = 0$  and  $D_A(\omega_-, \mathbf{k}_-) = 0$ . Invoking the approximation  $D_L(\Omega, \mathbf{K}) \simeq -(\Omega - v_0 K_z)^2 = 0$  and  $D_A(\omega_-, \mathbf{k}_-) \simeq c^2 (k_0 - K_z)^2 + c^2 K_{\perp}^2 - (\omega_0 - \Omega)^2 = 0$ , we obtain  $\Omega = v_0 K_z$  and the resonance condition  $(K_z - 2\gamma_0^2 k_0)^2 + \gamma_0^2 K_{\perp}^2 = 4\gamma_0^4 k_0^2$  for  $\omega_0 \approx ck_0$  and  $v_0 \approx -c$ . The corresponding resonant wave vector components of the radiation field,  $\mathbf{k}_- = \mathbf{k}_0 - \mathbf{K}$ , shown in top panels of Fig. 3, form an ellipsoid in wave vector space rotationally symmetric around the  $k_{z-}$  axis. The resulting radiation frequency  $\omega_- = \omega_0 - v_0 K_z \simeq \omega_0 + c K_z$  is strongly upshifted in the parallel direction ( $K_{\perp} = 0$ ), where we have  $K_z = 4\gamma^2 k_0 / \gamma_A^2$  and  $\omega_- \approx 4\gamma^2 ck_0 / \gamma_A^2$ . The result differs by a factor two when compared with the case involving a static wiggler [22].

Comparing the two terms under the square root in Eq. (11), we see that the quantum recoil effect starts to be important in the parallel direction ( $K_{\perp} = 0$ ,  $K_z \approx 4\gamma^2 k_0 / \gamma_A^2$ ) when  $k_0 \approx k_{0,\text{crit}}$ , where

$$k_{0,\text{crit}} = \left( \frac{\omega_{pe} \gamma_A^3 m_e}{8\hbar \gamma^{5/2}} \right)^{1/2}. \quad (12)$$

In the classical limit  $k_0 \ll k_{0,\text{crit}}$  (corresponding to the Raman regime discussed below), we have  $\Omega_p = \omega_{pe} \gamma_A / \gamma^{3/2}$ , while for  $k_0 \gg k_{0,\text{crit}}$ , the quantum effects dominate and we have  $\Omega_p = \hbar K_z^2 \gamma_A^2 / 2\gamma^3 m_e = 8\hbar \gamma k_0^2 / \gamma_A^2 m_e$ . An expression analogous to (12) can be derived for the static wiggler case [22].

For  $\Omega \approx v_0 K_z$  and  $\omega_0^2 \gg \omega_{pe}^2$ , we have  $D_A(\Omega, \mathbf{K}) \approx 4c^2 K_z k_0$  in Eq. (9), so that

$$D_L(\Omega, \mathbf{K}) D_A(\omega_-, \mathbf{k}_-) = \frac{2\omega_{pe}^2 c^2 K_z k_0}{\gamma^3} a_0^2. \quad (13)$$

Setting  $\Omega = v_0 K_z + \Omega_p + i\Gamma$ , where the real part  $\Gamma_R$  of  $\Gamma$  is the growth rate, and choosing  $K_z$  and  $\Omega$  so that  $D_A(\omega_-, \mathbf{k}_-) = D_L(\Omega, \mathbf{K}) = 0$  for  $\Gamma = 0$ , we obtain  $D_L = -2i\Omega_p \Gamma + \Gamma^2$  and  $D_A = 2i\Gamma(\omega_0 - v_0 K_z - \Omega_p) + \Gamma^2 \approx 2i\Gamma(\omega_0 - v_0 K_z) \approx 2i\Gamma c K_z$  for  $K_z \gg k_0$  and  $v_0 \approx -c$ . Hence, inserting the expressions for  $D_L$  and  $D_A$  into Eq. (13), we have

$$\Gamma^2(2\Omega_p + i\Gamma) = \frac{\omega_{pe}^2 c k_0}{\gamma^3} a_0^2. \quad (14)$$

For  $|\Gamma| \gg \Omega_p$ , we are in the Compton regime where the ponderomotive potential of the laser dominates, with the growth rate of the instability given by

$$\Gamma_R = \frac{\sqrt{3}}{2} \frac{(\omega_{pe}^2 c k_0)^{1/3}}{\gamma} a_0^{2/3}. \quad (15)$$

For this case, the quantum recoil effect is negligible [18]. On the other hand, for  $|\Gamma| \ll |\Omega_p|$ , we have an instability with the growth rate

$$\Gamma_R = \left( \frac{\omega_{pe}^2 c k_0}{2\gamma^3 \Omega_p} \right)^{1/2} a_0. \quad (16)$$

Clearly, since  $\Omega_p$  is in the denominator, the quantum recoil effect leads to a decrease of the growth rate. Comparing Eqs. (15) and (16), we find that the limiting amplitude between the two regimes is given by  $a_0 = a_{\text{crit}}$ , where

$$a_{\text{crit}} = \left( \frac{27\gamma^3 \Omega_p^3}{8\omega_{pe}^2 c k_0} \right)^{1/2}. \quad (17)$$

Equation (15) is valid for  $a_0 \gg a_{\text{crit}}$  and Eq. (16) for  $a_0 \ll a_{\text{crit}}$ . In the Raman regime  $k_0 \ll k_{0,\text{crit}}$ , Eq. (16) gives the growth rate  $\Gamma_R \approx (\omega_{pe} c k_0 / 2\gamma^3 \Omega_p)^{1/2} a_0$ , while in the quantum regime  $k_0 \gg k_{0,\text{crit}}$ , Eq. (15) yields  $\Gamma_R \approx (\omega_{pe}^2 \gamma_A^2 m_e c / 16\gamma^4 \hbar k_0)^{1/2} a_0$ . In Fig. 1, we have illustrated different regimes for the FEL instability, including the quantum and Raman regimes for small amplitude wiggler fields, and the Compton regime for large amplitudes. The transition from the quantum to the Compton regime in Fig. 1 corresponds to the quantum FEL parameter [8]  $\bar{\rho} = \rho m_e c \gamma_r / \hbar K_z$ , going from smaller to larger values than unity, where  $\rho = (a_0 \omega_{pe} / 4c k_0) / \gamma_r$  is the classical

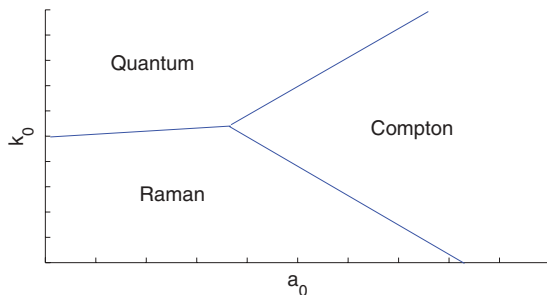


FIG. 1. (Color online) Schematic picture of different regimes for the FEL instability, showing the quantum regime  $k_0 > k_{0,\text{crit}}$ , the Raman regime  $k_0 < k_{0,\text{crit}}$ , and the Compton regime  $a_0 > a_{\text{crit}}$ .

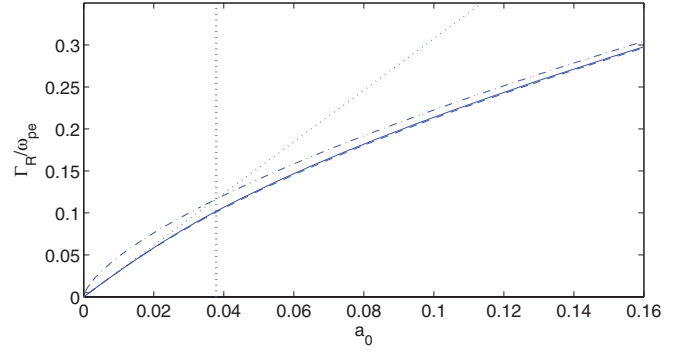


FIG. 2. (Color online) The maximum growth rate as a function of  $a_0$  for  $K_\perp = 0$  and  $\gamma = 5$ , using the full dispersion relation (8) (solid curve), and the approximations (14)–(16) (dashed, dashed-dotted, and dotted curves, respectively). The vertical dotted line indicates  $a_0 = a_{\text{crit}} = 0.038$ .

Bonifacio-Pellegrini-Narducci (BPN) parameter [23], and  $\gamma_r$  the resonant energy in  $m_e c^2$  units.

*Numerical results.* For illustrative purposes, we choose a beam density  $n_0 = 2.2 \times 10^{22} \text{ m}^{-3}$ , giving  $\omega_{pe} = 8.37 \times 10^{12} \text{ s}^{-1}$ ,  $a_0 = 0.15$ , and a wiggler wavelength of  $\lambda_0 = 1 \mu\text{m}$ , giving  $k_0 = 2\pi/\lambda_0 = 6.36 \times 10^6 \text{ m}^{-1}$  [17]. For  $\gamma = 5$  one has  $k_{0,\text{crit}} = 1.27 \times 10^7 \text{ m}^{-1} > k_0$ , so that the plasma oscillation effect dominates over the quantum recoil effect. Figure 2 displays the growth rate as a function of  $a_0$ , obtained from the exact dispersion relation (8) and from the approximations (14)–(16). We note that the growth rate obtained from (14) agrees very well with the one obtained from (8). Since  $a_{\text{crit}} = 0.038 < a_0$ , the ponderomotive force dominates over the plasma and quantum oscillations, so that Eq. (15) can be used to calculate the growth rate, giving  $\Gamma_R = 2.6 \times 10^{12} \text{ s}^{-1}$  and an interaction length scale  $c/\Gamma_R \approx 0.1 \text{ mm}$ .

On the other hand, due to the quantum recoil effect, the gain can rapidly decrease for higher values of  $\gamma$ . Using the same parameters as above but  $\gamma = 36$  [17], we have  $k_{0,\text{crit}} = 1.07 \times 10^6 \text{ m}^{-1} < k_0$ , so that the quantum recoil effect dominates the beam oscillations. Here we have  $a_{\text{crit}} = 1.6 \gg a_0$ , so that Eq. (16) can be used to estimate the growth rate, which gives  $\Gamma_R = 1.5 \times 10^{11} \text{ s}^{-1}$  and an interaction length  $c/\Gamma_R = 2 \text{ mm}$ . For this case, the expression (15) overestimates the growth rate to  $\Gamma_R/\omega_{pe} \approx 3.5 \times 10^{11} \text{ s}^{-1}$ , giving  $c/\Gamma_R \approx 1 \text{ mm}$ .

The instability of oblique scattering is shown in Fig. 3 for resonant radiation wave numbers  $k_{z-} = k_0 - K_z$  and  $k_{\perp-} = -K_\perp$ , obeying the resonance condition  $(K_z - 2\gamma_0^2 k_0)^2 + \gamma_0^2 K_\perp^2 = 4\gamma_0^4 k_0^2$  derived above. The growth rate, deduced from Eq. (14), is almost independent of the radiation wave numbers for  $\gamma = 5$ , where quantum recoil effects are unimportant. For  $\gamma = 36$ , there is a significant decrease of the growth rate for larger radiation wave numbers due to quantum recoil effects, primarily in the parallel direction. For too wide electron beams, it could lead to a broadband radiation emission due to oblique scattering, while for narrow electron beams this is prevented due to a decrease of the possible interaction length in the perpendicular direction.

*Discussions.* Summarizing, we have presented a nonlinear model for relativistic quantum x-ray FELs, using a collective Klein-Gordon model for relativistic electrons, coupled with the

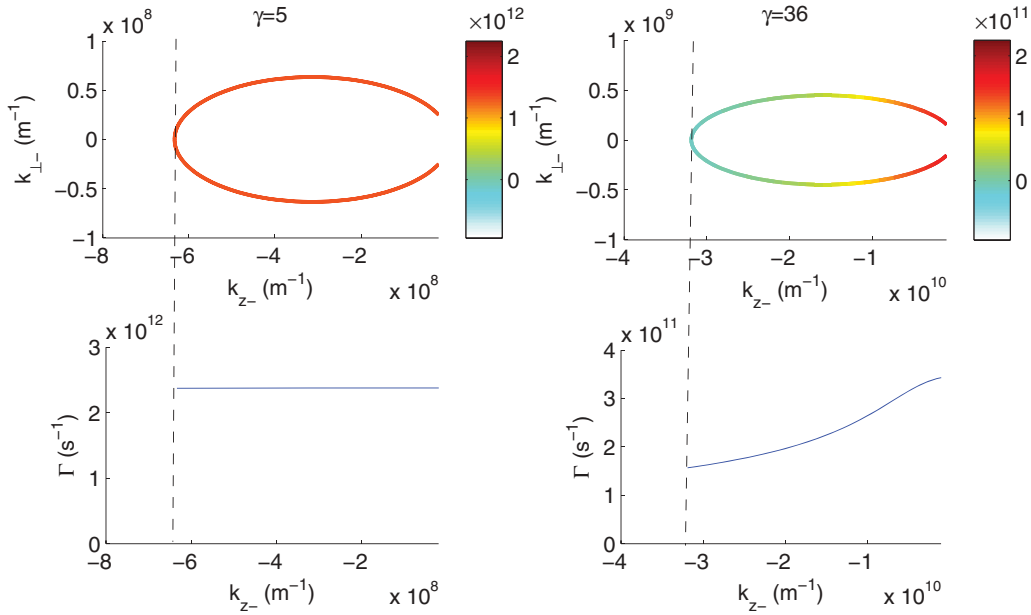


FIG. 3. (Color online) Resonant parallel and perpendicular radiation wave numbers  $k_{z-}$  and  $k_{\perp-}$  for  $\gamma = 5$  and  $\gamma = 36$  (top panels) with the corresponding growth rate  $\Gamma$  ( $\text{s}^{-1}$ ) shown in color (grayscale). The bottom panels show the growth rate as a function of  $k_{z-}$ . (The scalings of the vertical axes are enhanced in the top panels.) The vertical bars show the location of the largest resonant wave numbers  $\approx -4k_0\gamma^2/\gamma_A^2$ .

Maxwell equations for the EM fields, for an arbitrarily large amplitude laser wiggler field. We have derived a nonlinear dispersion relation for the amplification of the radiation due to scattering instability in three space dimensions. It is found that quantum recoil effects can decrease the growth rate of the resonant instability, primarily parallel to the beam direction, increasing the interaction length over which the radiation amplification occurs. The present study has assumed that the coherence of the relativistic electron beam and its transverse emittance [24] are unaffected by the quantum effects over the scale length of our interest. The quantum effect could be important if the thermal de Broglie wavelength  $\lambda_{\text{th}} = \hbar\sqrt{2\pi/m_e k_B T_e}$  is comparable to the interparticle distance  $n_0^{-1/3}$  [25]. For  $n_0 = 2.2 \times 10^{22} \text{ m}^{-3}$  this happens only for  $T_e < 4 \text{ K}$  when the beam electrons are Fermi degenerate. At room temperature and

above, the thermal effects clearly dominate over the quantum degeneracy effects on the beam emittance. On the other hand, quantum diffusion due to spontaneous photon emission could lead to an increase of the energy spread of the electron beam. To estimate the relative energy spread, we use the formula [26]  $\Delta\gamma^2 = (14/15)\lambda_{Cr}e\gamma^4 k_0^3 a_0^2 F(a_0)\Delta z$ , where  $F(a_0) \approx 1$  for  $a_0 < 1$ ,  $r_e \approx 2.8 \times 10^{-15} \text{ m}$  is the classical electron radius, and  $\Delta z$  is the interaction distance, which can be taken to be 10  $e$ -foldings,  $\Delta z = 10 \times c/\Gamma_R$ . For the case  $\gamma = 5$  above we obtain the energy spread  $\Delta\gamma = 6 \times 10^{-5}$ , while for  $\gamma = 36$  we have the relatively large value  $\Delta\gamma = 0.014$ , which might influence the performance of the FELs.

*Acknowledgment.* This work was supported by the Deutsche Forschungsgemeinschaft (DFG) through the Project SH21/3-2 of the Research Unit 1048.

- [1] E. Hand, *Nature (London)* **461**, 708 (2009).
- [2] S. H. Glenzer *et al.*, *Phys. Rev. Lett.* **98**, 065002 (2007); P. Neumayer *et al.*, *ibid.* **105**, 075003 (2010); S. H. Glenzer and R. Redmer, *Rev. Mod. Phys.* **81**, 1625 (2009).
- [3] A. V. Andreev, *JETP Lett.* **72**, 238 (2000); G. Mourou *et al.*, *Rev. Mod. Phys.* **78**, 309 (2006); P. K. Shukla and B. Eliasson, *ibid.* **83**, 885 (2011); M. Marklund and P. K. Shukla, *ibid.* **78**, 591 (2006).
- [4] J. M. J. Madey, *J. Appl. Phys.* **42**, 1906 (1971).
- [5] F. A. Hopf *et al.*, *Phys. Rev. Lett.* **37**, 1342 (1976); T. Kwan *et al.*, *Phys. Fluids* **20**, 581 (1977); N. M. Kroll and W. A. McMullin, *Phys. Rev. A* **17**, 300 (1978).
- [6] R. Bonifacio *et al.*, *Nucl. Instrum. Methods Phys. Res., Sect. A* **237**, 168 (1985).
- [7] C. B. Schroeder, C. Pellegrini, and P. Chen, *Phys. Rev. E* **64**, 056502 (2001).
- [8] R. Bonifacio *et al.*, *Nucl. Instrum. Methods Phys. Res., Sect. A* **543**, 645 (2005).
- [9] R. Bonifacio *et al.*, *Europhys. Lett.* **69**, 55 (2005).
- [10] Y. T. Yan and J. M. Dawson, *Phys. Rev. Lett.* **57**, 1599 (1986); C. Joshi *et al.*, *IEEE J. Quantum Electron.* **QE-23**, 1571 (1987).
- [11] J. K. McIver and M. V. Federov, *Sov. Phys. JETP* **49**, 1012 (1979); I. V. Smetanin, *Laser Phys.* **7**, 318 (1997).
- [12] G. Preparata, *Phys. Rev. A* **38**, 233 (1988).
- [13] H. K. Avetissian and G. F. Mkrtchian, *Phys. Rev. E* **65**, 046505 (2002); *Nucl. Instrum. Methods Phys. Res., Sect. A* **483**, 548 (2002); *Phys. Rev. ST Accel. Beams* **10**, 030703 (2007); H. K. Avetissian, *Relativistic Nonlinear Electrodynamics* (Springer, New York, 2006).
- [14] R. Bonifacio, L. De Salvo, P. Pierini, N. Piovella, and C. Pellegrini, *Phys. Rev. Lett.* **73**, 70 (1994).

- [15] R. Bonifacio *et al.*, *Nucl. Instrum. Methods Phys. Res., Sect. A* **593**, 69 (2008).
- [16] A. Serbeto *et al.*, *Phys. Plasmas* **15**, 013110 (2008).
- [17] N. Piovela, M. M. Cola, L. Volpe, A. Schiavi, and R. Bonifacio, *Phys. Rev. Lett.* **100**, 044801 (2008); M. M. Cola *et al.*, *Nucl. Instrum. Methods Phys. Res., Sect. A* **593**, 75 (2008).
- [18] A. Serbeto, L. F. Monteiro, K. H. Tsui, and J. T. Mendonça, *Plasma Phys. Controlled Fusion* **51**, 124024 (2009).
- [19] T. Takabayasi, *Prog. Theor. Phys.* **9**, 187 (1953).
- [20] B. Eliasson and P. K. Shukla, *Phys. Rev. E* **83**, 046407 (2011).
- [21] J. F. Drake *et al.*, *Phys. Fluids* **17**, 778 (1974).
- [22] For a static wiggler [7] we would have  $\omega_0 = 0$  in the expression for  $D_A$ , with the result  $K_z = 2k_0\gamma^2/\gamma_A^2$  and  $\omega_- = -\Omega = 2\gamma^2ck_0/\gamma_A^2$ , which differs by a factor of 2 from the electromagnetic wiggler. Using  $K_z = 2\gamma_0^2k_0/\gamma_A^2$  in Eq. (11), we obtain, analogously to (12),  $k_{0,\text{crit}} = (\omega_{pe}\gamma_A^3m_e/2\gamma^{5/2}\hbar)^{1/2}$ , with  $\Omega_p = \omega_{pe}\gamma_A/\gamma^{3/2}$  for  $k_0 \ll k_{0,\text{crit}}$  and  $\Omega_p = 2\hbar\gamma k_0^2/\gamma_A^2m_e$  for  $k_0 \gg k_{0,\text{crit}}$ .
- [23] R. Bonifacio *et al.*, *Opt. Commun.* **50**, 373 (1984).
- [24] Z. Huang and K.-J. Kim, *Phys. Rev. ST Accel. Beams* **10**, 034801 (2007).
- [25] B. J. Claessens, S. B. van der Geer, E. J. D. Vredendregt, and O. J. Luiten, *Phys. Rev. Lett.* **95**, 164801 (2005).
- [26] E. L. Saldin, E. A. Schneidmiller, and M. V. Yurkov, *Nucl. Instrum. Methods Phys. Res., Sect. A* **381**, 545 (1996).