

# Enantioselective conjugate addition of ketones to $\beta$ -nitrostyrenes catalyzed by 1,2-amino alcohol-derived prolinamides

Diana Almași, Diego A. Alonso\* and Carmen Nájera\*

*Departamento de Química Orgánica and Instituto de Síntesis Orgánica (ISO), Facultad de Ciencias,  
Universidad de Alicante, Apartado 99, E-03080 Alicante, Spain*

[cnajera@ua.es](mailto:cnajera@ua.es), [diego.alonso@ua.es](mailto:diego.alonso@ua.es)

**Abstract.** Different L-prolinamides **14**, prepared from L-proline and chiral  $\beta$ -amino alcohols are active bifunctional catalysts for the direct nitro-Michael addition of ketones to  $\beta$ -nitrostyrenes. In particular, catalyst **14e** prepared from L-proline and (1*S*,2*R*)-*cis*-1-amino-2-indanol exhibits the highest catalytic performance working in polar aprotic solvents such as NMP. High *syn*-diastereoselectivities (up to 94% *de*) and good enantioselectivities (up to 80% *ee*) are obtained at rt.

## 1. Introduction

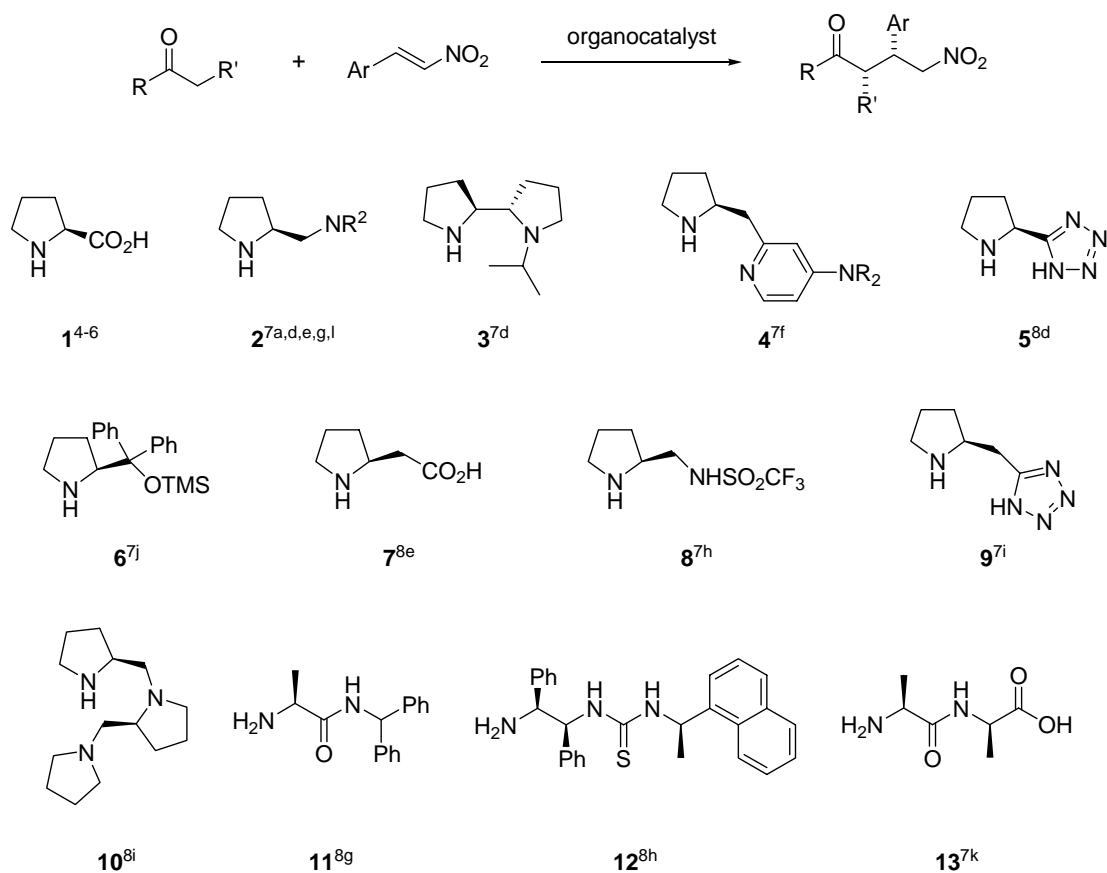
The Michael addition is one of the most frequently used C-C bond forming reactions in organic synthesis.<sup>1</sup> Particularly, the conjugate addition of a carbon nucleophile to a nitroalkene is a very useful synthetic method for the preparation of nitroalkanes, which are valuable building blocks in organic synthesis. Nitro compounds can be transformed into amines, ketones, carboxylic acids, nitrile oxides,

etc.<sup>2</sup> Asymmetric reactions catalyzed by organocatalysts<sup>3</sup> have become very attractive in recent years since environmentally friendly and metal-free transformations are desired. Barbas,<sup>4</sup> List,<sup>5</sup> and Enders<sup>6</sup> independently reported the first organocatalytic addition of ketones to *trans*- $\beta$ -nitrostyrene using L-proline (**1**) as catalyst with good yields but very low enantioselectivities. Since then, very effective catalytic systems have been developed for the asymmetric Michael reaction of aldehydes<sup>7</sup> and ketones<sup>7b-f, 7h-i, 7k-l, 8</sup> with nitroalkenes.<sup>9</sup> Best improvements to this reaction have been mostly achieved using pyrrolidine-based catalytic derivatives (**2-10**),<sup>7d-j, 7j, 8b, 8d-e</sup> but also chiral acyclic primary amines such as the alanine **11**,<sup>8g</sup> thiourea-amine bifunctional catalysts<sup>8f, 8h</sup> such as **12**, and small dipeptides<sup>7k, 8a</sup> such as (*S*)-ala-(*R*)-ala (**13**) (Scheme 1). L-Prolinamide and derivatives have been shown as highly efficient catalysts for the direct aldol reaction of aldehydes with simple ketones in organic,<sup>10</sup> ionic,<sup>11</sup> and aqueous solvents.<sup>12</sup> These type of organocatalysts have been also demonstrated to promote the enantioselective  $\alpha$ -hydroxyamination reaction of  $\alpha$ -branched aldehydes with good yields and moderate enantioselectivities.<sup>13</sup> To the best of our knowledge, no examples have been reported so far on the organocatalytic direct Michael reaction of ketones with  $\beta$ -nitrostyrenes catalyzed by these type of prolinamides. As part of our program aimed at developing new organocatalysts for asymmetric organic transformations,<sup>14</sup> herein we report the asymmetric Michael addition of ketones to nitrostyrenes catalyzed by chiral prolinamide derivatives **14** acting as bifunctional organocatalysts. A transient activation of ketone donors through formation of an enamine on the secondary amino group was anticipated.<sup>15</sup> Furthermore, the amide and hydroxyl groups were expected to interact via double

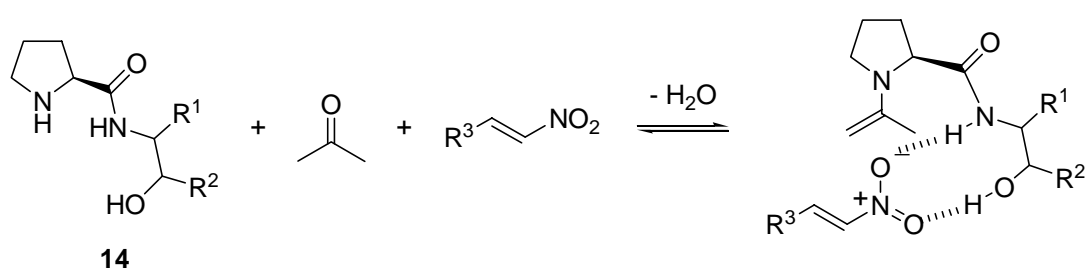
---

\* Corresponding authors. tel: +34-965903728; fax: +34-965903549; e-mail: [cnajera@ua.es](mailto:cnajera@ua.es); [diego.alonso@ua.es](mailto:diego.alonso@ua.es)

hydrogen bonding with the nitro group of the electrophile in order to enhance their reactivity as depicted in Scheme 2.



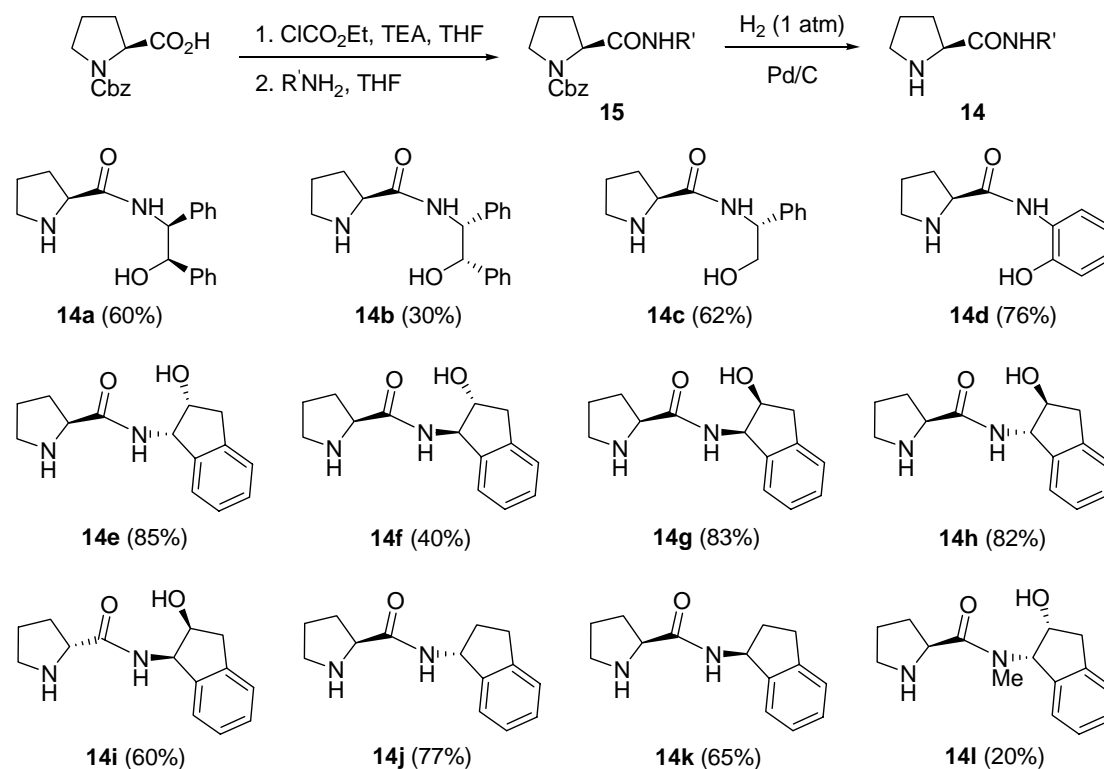
**Scheme 1.** Organocatalysts for 1,4-addition of aldehydes and ketones to nitro olefins



**Scheme 2.** Prolinamide-derived bifunctional organocatalysts

## 2. Results and Discussion

L-Pro-derived catalysts **14** were prepared in moderate to excellent yields from Cbz-L-proline and the corresponding commercially available chiral amines and  $\beta$ -amino alcohols (Scheme 3).<sup>16</sup>

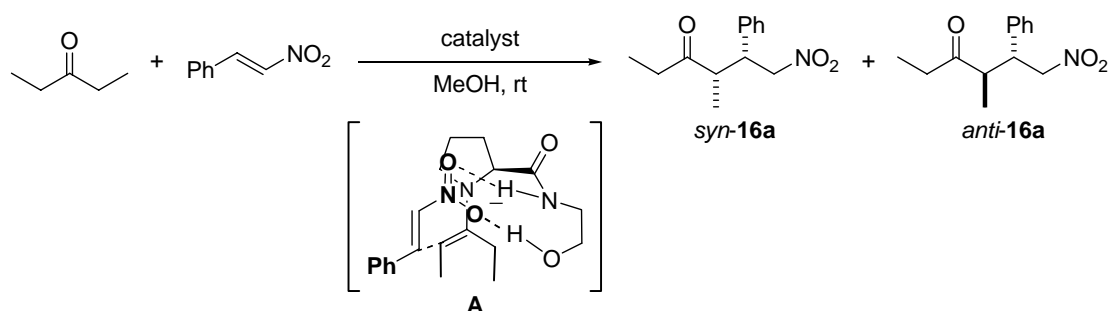


**Scheme 3.** Synthesis of organocatalysts **14**

We initially screened the library of prolinamide-derived catalysts **14** (20 mol%) for the 1,4-addition between 3-pentanone and  $\beta$ -nitrostyrene in a typical polar protic solvent such as MeOH at rt<sup>17</sup> (Scheme 4, Table 1). Most of L-prolinamides exhibited high catalytic activities to give the *syn* adduct **16a** as a favored product with the configuration (4*S*,5*R*) according to transition state A (Scheme 4). Prolinamides **14a** and **14b**, derived from 1,2-diphenyl-2-aminoethanol, which have been successfully used in the direct aldol reaction of ketones with aldehydes,<sup>10</sup> showed good activity with high reaction conversions and good diastereoselectivity, *syn/anti*:

92/8 and 85/15, respectively, and enantioselectivity 39 and 52% ee for the major diastereomer, respectively (Table 1, entries 1 and 2). That meant that **14a** was the matched diastereomer. Catalyst **14c**, derived from 2-phenyl-2-aminoethanol, with a primary alcohol unit group, showed very high catalytic activity to afford after 1 d the Michael adduct in high yield but with lower diastereo- and enantioselectivity (*syn/anti*: 83/17, 36% ee, for the *syn* isomer) (Table 1, entry 3). The presence of the chiral hydroxyl moiety seems to be important for the selectivity of the process. This was further supported with catalyst **14d**, derived from 2-aminophenol, which gave a 42% ee for the *syn* adduct after 6 d (Table 1, entry 4). The reaction time decreased to 3 d and a noticeable increase in yield (95%) and enantioselectivity (64% ee) was obtained with (1*S*,2*R*)-*cis*-1-amino-2-indanol-derived prolinamide **14e** (Table 1, entry 5). This result demonstrated that increasing the conformational rigidity of the amino alcohol moiety seemed to be beneficial for the selectivity of the process. This was probably due to the more favored double hydrogen-bonding interactions of the more rigid derivative **14e** with the electrophile. Diastereomeric catalysts **14e**, **14f**, **14g**, and **14h**, showed very high catalytic activities in the 1,4-addition (Table 1, entries 5-8), the highest enantioselectivity (64% ee) being observed with prolinamide **14e**. This finding indicates that the (1*S*,2*R*) configuration of the chiral 1-aminoindanol matched the (*S*)-configuration of the L-proline to enhance the stereochemical control. This was corroborated with catalyst **14i**, prepared from D-proline and (1*R*,2*S*)-*cis*-1-amino-2-indanol, which gave the enantiomeric (4*R*,5*S*)-*syn*-adduct **16** in a 62% ee (Table 1, entry 9). This experiment also showed that the enantioselectivity of the process is controlled by the proline moiety since diastereomeric catalysts **14g** and **14i**, derived from the same (1*R*,2*S*)-*cis*-1-amino-2-indanol and L- and D-proline, respectively,

afforded the corresponding enantiomers of the *syn* adduct **16** (Table 1, entries 7 and 9).



**Scheme 4.** Catalyst study for the direct asymmetric 1,4-addition

Catalysts **14j** and **14k**, derived from L-proline and (*R*)- and (*S*)-1-aminoindane, respectively, mediated the formation of the Michael product **16** in lower yields (48%) and enantioselectivities, 48 and 32%, respectively, (Table 1, entries 10 and 11) than the corresponding aminoalcohols-derived prolinamides **14a-14i**. These results and the very low enantioselectivity (34% ee) observed with *N*-methylated derivative **14l** of L-proline and *N*-methyl-(1*S*,2*R*)-*cis*-1-amino-2-indanol (Table 1, entry 12) showed that the presence of the hydroxyl group and a hydrogen in the amido group were important for a good conversion and selectivity in the 1,4-addition. The amide and hydroxyl groups are then certainly involved in the catalysis and stereoselection of the 1,4-addition through hydrogen bonding interactions with the substrate (Scheme 3). To explain the *syn*-diastereoselectivity and the absolute configuration observed, we proposed the transition state A (Scheme 4) based in Seebach's model assuming intramolecular hydrogen bondings.<sup>18</sup>

**Table 1.** Asymmetric 1,4-addition of 3-pentanone to  $\beta$ -nitrostyrene. Catalyst study.<sup>a</sup>

Entry	Catalyst	t (d)	Yield (%) <sup>b</sup>	<i>syn/anti</i> <sup>b</sup>	<i>ee</i> (%) <sup>c</sup>
1	<b>14a</b>	2	87	92/8	39
2	<b>14b</b>	1.5	96	85/15	52
3	<b>14c</b>	1	>99	83/17	36
4	<b>14d</b>	6	80	89/11	42
5	<b>14e</b>	3	95	93/7	64
6	<b>14f</b>	2	>99	88/12	38
7	<b>14g</b>	3	>99	92/8	53
8	<b>14h</b>	2	>99	86/14	52
9	<b>14i</b>	3	99	91/9	62 <sup>d</sup>
10	<b>14j</b>	3	48	91/9	48
11	<b>14k</b>	3	48	82/18	32
12	<b>14l</b>	3	>99	88/12	34

<sup>a</sup> To a solution of catalyst **14** (20 mol%) in MeOH (0.2 mL) were added 3-pentanone (4 mmol) and  $\beta$ -nitrostyrene (0.4 mmol) and the resulting mixture was stirred at rt for the time shown in the table.

<sup>b</sup> Determined by <sup>1</sup>HNMR and/or GC analysis.

<sup>c</sup> Ee for the *syn* diastereoisomer. Determined by chiral-phase HPLC analysis. The relative and absolute configuration of **16a**, were determined by comparison with literature data.<sup>7d</sup>

<sup>d</sup> The *syn*-(4*R*,5*S*)-**16a** enantiomer was obtained.

Then, we screened a range of solvents with the best catalyst **14e** (Table 2). The optimum results were obtained with polar non-protic solvents such as DMF and NMP (Table 2, entries 5-7), providing high conversions and good enantioselectivities being the highest 80% ee for NMP. This represents a significant improvement in the ee value over the initially obtained in MeOH as solvent (Table 2, compare entries 1 and 6). With respect to the diastereoselectivity, all the tested solvents afforded similar levels ranging from *syn/anti*: 90/10, for CH<sub>3</sub>CN, to 93/7 for MeOH. Interestingly, the reaction time was reduced in NMP from 7 to 3 d by simply stirring the catalyst and the ketone at rt for 20 min prior to the addition of the electrophile (Table 2, entry 7). These conditions still afforded high conversions and similar selectivities (Table 2, compare entries 6 and 7).

**Table 2.** Asymmetric 1,4-addition of 3-pentanone to  $\beta$ -nitrostyrene. Solvent study.<sup>a</sup>

Entry	Solvent	t (d)	Yield (%) <sup>b</sup>	<i>syn/anti</i> <sup>b</sup>	<i>ee</i> (%) <sup>c</sup>
1	MeOH	3	95	93/7	64
2	Toluene	8	91	91/9	56
3	CHCl <sub>3</sub>	3	97	91/9	58
4	CH <sub>3</sub> CN	7	99	90/10	65
5	DMF	10	<99	92/8	76
6	NMP	7	97	90/10	80
7	NMP <sup>d</sup>	3	80	91/9	78

<sup>a</sup> To a solution of catalyst **14e** (20 mol%) in the corresponding solvent (0.2 mL) were added 3-pentanone (4 mmol) and  $\beta$ -nitrostyrene (0.4 mmol) and the resulting mixture was stirred at rt (see column).

<sup>b</sup> Determined by <sup>1</sup>HNMR and/or GC analysis.

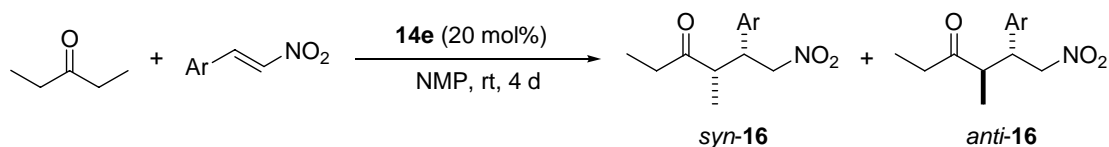
<sup>c</sup> *Ee* for the *syn* diastereoisomer. Determined by chiral-phase HPLC analysis.

<sup>d</sup> A mixture of catalyst **14e** (20 mol%) and 3-pentanone (4 mmol) were stirred for 20 min in NMP (0.2 mL) at rt. Then,  $\beta$ -nitrostyrene (0.4 mmol) was added to the mixture and the reaction was stirred at rt for 3 d.

Under the established best reaction conditions, various nitrostyrenes were then evaluated as substrates (Scheme 5 and Table 3).<sup>18</sup> The reaction appears quite general with respect to the nature of the aromatic Michael acceptor. Generally, excellent yields and good enantioselectivities were observed. The introduction of electron-withdrawing or electron-donating groups on the aromatic ring of the nitroolefin did not affect the enantioselectivities. Thus, 4-tolyl, 4-chloro, 4-methoxy, and 3,5-dichlorosubstituted aryl nitrostyrenes gave compounds **16b-e** in 92-98% yields, 92/8 to 93/7 diastereomeric ratios and 73 to 78% enantioselectivities in 4 d reaction time (Table 3, entries 2-5). However, in the case of the 4-(trifluoromethyl)phenyl derivative a 50% *ee* for the major diastereoisomer *syn*-**16f** was obtained (Table 3, entry 6). In general, the *syn*-diastereoselectivity was slightly higher when electron poor styrenes were used (Table 3, entries 3, 6 and 7). Finally it is worthy to mention that prolinamide catalyst **14e** can be easily recovered (80% recovery) from the



reaction mixture after extractive workup and reused after flash chromatography with similar results (Table 3, entry 1) since no loss of optical activity is detected  $[[\alpha]_D^{20} = -24.4$  ( $c$  1.0,  $\text{CH}_2\text{Cl}_2$ ).



**Scheme 5.** Michael addition of 3-pentanone to nitroolefins under optimized conditions

**Table 3.** Asymmetric 1,4-addition of 3-pentanone to nitroolefins.<sup>a</sup>

Entry	Ar	Conv. (%) <sup>b</sup>	No.	<i>syn/anti</i> <sup>b</sup>	<i>ee</i> (%) <sup>c</sup>
1	Ph	90	<b>16a</b>	91/9	78 <sup>d</sup>
2	4-MeC <sub>6</sub> H <sub>4</sub>	98	<b>16b</b>	93/7	74
3	4-ClC <sub>6</sub> H <sub>4</sub>	93	<b>16c</b>	95/5	78
4	4-MeOC <sub>6</sub> H <sub>4</sub>	92	<b>16d</b>	92/8	73
5	3,5-(Cl) <sub>2</sub> C <sub>6</sub> H <sub>3</sub>	95	<b>16e</b>	97/3	73
6	4-CF <sub>3</sub> C <sub>6</sub> H <sub>4</sub>	>99	<b>16f</b>	97/3	50

<sup>a</sup> A mixture of catalyst **14e** (20 mol%) and 3-pentanone (4 mmol) were stirred in NMP (0.2 mL) for 20 min at rt. Then, the nitroolefin (0.4 mmol) was added to the mixture and the reaction was stirred at rt for 4d.

<sup>b</sup> Determined by <sup>1</sup>HNMR and/or GC analysis.

<sup>c</sup> For the *syn* diastereoisomer. Determined by chiral-phase HPLC analysis. Absolute configuration not determined except for **16a**.

<sup>d</sup> Similar results were obtained with recycled **14e** (88% yield, *syn/anti*: 91/9, 78% ee)

### 3. Conclusions

From the first direct enantioselective conjugate addition of ketones to  $\beta$ -nitrostyrenes catalyzed by 1,2-amino alcohol-derived prolinamides studies, it can be deduced that 1,2-amino alcohol-derived prolinamides promote the *syn*-diastereo- and

enantioselective Michael addition of ketones to nitrostyrenes. The best catalyst derived from L-proline and (1*S*,2*R*)-*cis*-1-amino-2-indanol gave a de up to 94% and 80% ee of the *syn* adduct. It seems that both the amide hydrogen and the chiral hydroxyl group of the catalysts play an important role in the process. Furthermore, prolinamide catalysts can be recovered and reused. Further studies on the scope of prolinamide-derived catalysts **14** in Michael and other organocatalytic asymmetric C-C bond-forming reactions are currently underway.<sup>19</sup>

### References

1. Perlmutter, A. *Conjugative Additions in Organic Synthesis*, Pergamon Press: Oxford, 1992.
2. Berner, O. M.; Tedeschi, L.; Enders, D. *Eur. J. Org. Chem.* **2002**, 1877-1894.
3. (a) Dalko, P. I.; Moisan, L. *Angew. Chem. Int. Ed.* **2001**, *40*, 3726-3748. (b) List, B. *Tetrahedron*, **2002**, *58*, 5573-5590. (c) Duthaler, R. O. *Angew. Chem. Int. Ed.* **2003**, *42*, 975-978. (d) *Acc. Chem. Res.* **2004**, *37* (8), special issue on organocatalysis. (e) Dalko, P. I.; Moisan, L. *Angew. Chem. Int. Ed.* **2004**, *43*, 5138-5175. (f) Berkessel, A.; Gröger, H. In *Asymmetric Organocatalysis: From Biomimetic Concepts to Applications in Asymmetric Synthesis*, Wiley-VCH: Weinheim, 2004. (g) Pihko, P. M. *Angew. Chem. Int. Ed.* **2004**, *43*, 2062-2064. (h) Seayad, J.; List, B. *Org. Biomol. Chem.* **2005**, *3*, 719-724. (i) *Tetrahedron* **2006**, *62* (2-3), Tetrahedron symposium-in-Print on Organocatalysis in Organic Synthesis.
4. Sakthivel, K.; Notz, W.; Bui, T.; Barbas, C. F., III *J. Am. Chem. Soc.* **2001**, *123*, 5260-5267.
5. List, B.; Pojarliev, P.; Martin, H. *J. Org. Lett.* **2001**, *3*, 2423-2425.

6. Enders, D.; Seki, A. *Synlett* **2002**, 26-28.
7. (a) Betancort, J. M.; Barbas, C. F., III. *Org. Lett.* **2001**, *3*, 3737-3740. (b) Alexakis, A.; Andrey, O. *Org. Lett.* **2002**, *4*, 3611-3614. (c) Kotrusz, P.; Toma, S.; Schmalz, H.-G.; Adler, A. *Eur. J. Org. Chem.* **2004**, 1577-1583. (d) Andrey, O.; Alexakis, A.; Tomassini, A.; Bernardinelli, G. *Adv. Synth. Catal.* **2004**, *346*, 1147-1168. (e) Betancort, J. M.; Sakthivel, K.; Thayumanavan, R.; Tanaka, F.; Barbas, C. F., III. *Syntheis* **2004**, 1509-1521. (f) Ishii, T.; Fujioka, S.; Sekiguchi, Y.; Kotsuki, H. *J. Am. Chem. Soc.* **2004**, *126*, 9558-9559. (g) Mase, N.; Thayumanavan, R.; Tanaka, F.; Barbas, C. F., III. *Org. Lett.* **2004**, *6*, 2527-2530. (h) Wang, W.; Wang, J.; Li, H. *Angew. Chem. Int. Ed.* **2005**, *44*, 1369-1371. (i) Mitchell, C. E. T.; Cobb, A. J. A.; Ley, S. V. *Synlett* **2005**, 611-614. (j) Hayashi, Y.; Gotoh, H.; Hayashi, T.; Shoji, M. *Angew. Chem. Int. Ed.* **2005**, *44*, 4212-4215. (k) Xu, Y.; Zou, W.; Sundén, H.; Ibrahim, I.; Córdova, A. *Adv. Synth. Catal.* **2006**, *348*, 418-424. (l) Mase, N.; Watanabe, K.; Yoda, H.; Takabe, K.; Tanaka, F.; Barbas, C. F., III. *J. Am. Chem. Soc.* **2006**, *128*, 4966-4967.
8. (a) Martin, H. J.; List, B. *Synlett* **2003**, 1901-1902. (b) Andrey, O.; Alexakis, A.; Bernardinelli, G. *Org. Lett.* **2003**, *5*, 2559-2561. (c) Cobb, A. J. A.; Longbottom, D. A.; Shaw, D. M.; Ley, S. V. *Chem. Commun.* **2004**, 1808-1809. (d) Cobb, A. J. A.; Shaw, D. M.; Longbottom, D. A.; Gold, J. B.; Ley, S. V. *Org. Biomol. Chem.* **2005**, *3*, 84-96. (e) Terakado, D.; Takano, M.; Oriyama, T. *Chem. Lett.* **2005**, *34*, 962-963. (f) Tsogoeva, S. B.; Yalalov, D. A.; Hateley, M. J.; Weckbecker, C.; Huthmacher, K. *Eur. J. Org. Chem.* **2005**, *70*, 4995-5000. (g) Xu, Y.; Córdova, A. *Chem. Commun.* **2006**, 460-462. (h) Tsogoeva, S. B.; Wei, S. *Chem. Commun.*

- 2006**, 1451-1453. (i) Zhu, M.-K.; Cun, L. F.; Mi, A.-Q.; Jiang, Y.-Z.; Gong, L.-Z. *Tetrahedron: Asymmetry* **2006**, *17*, 491-493.
9. For the organocatalytic asymmetric Michael addition of 1,3-dicarbonyl compounds to nitro olefins, see: Terada, M.; Ube, H.; Yaguchi, Y. *J. Am. Chem. Soc.* **2006**, *128*, 1454-1455, and references cited therein.
10. (a) Tang, Z.; Jiang, F.; Yu, L.-T.; Cui, X.; Gong, L.-Z.; Mi, A.-Q.; Jiang, Y.-Z.; Wu, Y.-D. *J. Am. Chem. Soc.* **2003**, *125*, 5262-5263. (b) Tang, Z.; Jiang, F.; Cui, X.; Gong, L.-Z.; Mi, A.-Q.; Jiang, Y.-Z.; Wu, Y.-D. *Proc. Natl. Acad. Sci. U.S.A.* **2004**, *101*, 5755-5760. (c) Tang, Z.; Yang, Z.-H.; Cun, L.-F.; Gong, L.-Z.; Mi, A.-Q.; Jiang, Y.-Z. *Org. Lett.* **2004**, *6*, 2285-2287. (d) Tanimori, S.; Naka, T.; Kirihata, M. *Synth. Commun.* **2004**, *34*, 4043-4048. (e) Tang, Z.; Yang, Z.-H.; Cheng, X.-H.; Cun, L.-F.; Mi, A.-Q.; Jiang, Y.-Z.; Gong, L.-Z. *J. Am. Chem. Soc.* **2005**, *127*, 9285-9289. (f) Chen, J.-R.; Lu, H.-H.; Li, X.-Y.; Cheng, L.; Wan, J.; Xiao, W.-J. *Org. Lett.* **2005**, *7*, 4543-4545. (g) He, L.; Tang, Z.; Cun, L. F.; Mi, A. Q.; Jiang, Y.-Z.; Gong, L. Z. *Tetrahedron* **2006**, *62*, 346-351.
11. Guo, H.-M.; Cun, L.-F.; Gong, L.-Z.; Mi, A.-Q.; Jiang, Y.-Z. *Chem. Commun.* **2005**, 1450-1452.
12. Chimni, S. S.; Mahajan, D.; Babu, V. V. S. *Tetrahedron Lett.* **2005**, *46*, 5617-5619.
13. Guo, H.-M.; Cheng, L.; Cun, L.-F.; Gong, L.-Z.; Mi, A.-Q.; Jiang, Y.-Z. *Chem. Commun.* **2006**, 429-431.
14. (a) Guillena, G.; Hita, M. C.; Nájera, C. *Tetrahedron: Asymmetry* **2006**, *17*, 729-733. (b) Guillena, G.; Hita, M. C.; Nájera, C. *Tetrahedron: Asymmetry* **2006**, *In press*.

15. (a) Hine, J. *Acc. Chem. Res.* **1978**, *11*, 1-7. (b) Hine, J. *J. Org. Chem.* **1981**, *46*, 649-652. (c) Saito, S.; Yamamoto, H. *Acc. Chem. Res.* **2004**, *37*, 570-579.
16. For the preparation of (1*S*,2*R*)-*cis*-*N*-Methyl-1-amino-2-indanol, see: Song, Z. J.; Zhao, M.; Desmond, R.; Devine, P.; Tschaen, D. M.; Tillyer, R.; Frey, L.; Heid, R.; Xu, F.; Foster, B.; Li, J.; Reamer, R.; Volante, R.; Grabowski, E. J. J.; Dolling, U. H.; Reider, P. J. *J. Org. Chem.* **1999**, *64*, 9658-9667.
17. Alcoholic solvents have been previously shown to be very effective for the organocatalytic addition of ketones to nitroolefins, See references: 6, 8c-e.
18. Blarer, S. J.; Seebach, D. *Chem. Ber.* **1983**, *116*, 2250-2260.
19. All new compounds gave satisfactory physical, analytical, and spectroscopic data. Typical procedure for the synthesis of **18**: A mixture of **14e** (0.08 mmol, 19.6 mg) and 3-pentanone (4 mmol, 423  $\mu$ L) in NMP (0.2 mL) was stirred for 20 min at rt. Then, *trans*-4-chloro- $\beta$ -nitrostyrene (0.4 mmol, 73.4mg) was added and the mixture was stirred for 4 d. The reaction was extracted with EtOAc (3 x 5 mL), dried (Na<sub>2</sub>SO<sub>4</sub>), filtered and the solvent evaporated. The residue was purified by flash chromatography (hexane/AcOEt: 12/1) to afford pure **18**. The catalyst was recovered from the column with AcOEt/MeOH: 2/1 (15.8 mg, 80% recovery). Selected data for **18**:  $[\alpha]_D^{20} +5.7$  (c 1.0, CH<sub>2</sub>Cl<sub>2</sub>) for 78% *ee*;  $R_f$  0.2 (hexane/AcOEt: 5/1); IR (KBr)  $\nu$  1553 (NO<sub>2</sub>), 1711 (C=O) cm<sup>-1</sup>; <sup>1</sup>H NMR (CDCl<sub>3</sub>, 400 MHz)  $\delta$  0.96 (d,  $J = 7.1$  Hz, 3H, CH<sub>3</sub>CH), 1.07 (t,  $J = 7.1$  Hz, 3H, CH<sub>3</sub>CH<sub>2</sub>), 2.41, 2.62 (2dq,  $J = 17.9, 7.1$  Hz, 2H, CH<sub>3</sub>CH<sub>2</sub>), 2.95 (dq,  $J = 9.3, 7.2$  Hz, 1H, CH<sub>3</sub>CH), 3.69 (dt,  $J = 9.3, 4.9$  Hz, 1H,

CHCH<sub>2</sub>N), 4.58 (dd,  $J = 12.4, 4.8$  Hz, 1HxCH<sub>2</sub>NO<sub>2</sub>), 4.64 (dd,  $J = 12.4, 9.0$  Hz, 1Hx CH<sub>2</sub>NO<sub>2</sub>), 7.11 (d,  $J = 8.3$  Hz, 2H, ArH), 7.31 (dd,  $J = 6.6$  Hz, 2H, HAr); <sup>13</sup>C NMR (CDCl<sub>3</sub>, 100 MHz)  $\delta$  7.6 (CH<sub>3</sub>CH<sub>2</sub>), 16.2 (CH<sub>3</sub>CH), 35.4 (CH<sub>2</sub>CH<sub>3</sub>), 45.4 (CHCH<sub>2</sub>N), 48.1 (CHCH<sub>3</sub>), 78.0 (CH<sub>2</sub>NO<sub>2</sub>), 129.2, 129.3, 133.8, 136.0 (ArC), 213.1 (C=O);  $m/z$  (EI) 269 (M<sup>+</sup>-29, <1%), 193 (19), 138 (18), 115 (10), 57 (100). HRMS calcd for C<sub>13</sub>H<sub>16</sub>ClNO<sub>3</sub> = 269.0819, (M<sup>+</sup>-NO<sub>2</sub>) 223.0884, found 223.0874. HPLC (Chiralcel OD-H, 1 mL/min, 99:1 hexane/IPA,  $\lambda = 210$  nm), retention time **22.6** min (major) / 25.8 min (minor).

20. This work has been supported by the Dirección General de Investigación of the Ministerio de Educación y Ciencia (CTQ2004-00808/BQU), by the Generalitat Valenciana (CTIOIB/2002/320, GRUPOS03/134, GRUPOS05/11 and GV05/157) and the University of Alicante. D. A. thanks the Ministerio de Educación y Ciencia for a predoctoral fellowship.