

# PHYSICAL PROTECTION AGAINST EXCESSIVE SOLAR RADIATION IN EXPERIMENTAL RASPBERRY PLANTATION

K. Szalay<sup>1</sup>, B. Keller<sup>1\*</sup>, R. Rák<sup>1</sup>, P. Nóra<sup>1</sup>, L. Kovács<sup>1</sup>, F. Sillinger<sup>2</sup>, A. Jung<sup>2</sup>

## Abstract

One of the biggest challenges of raspberry production in Hungary nowadays is reducing the unfavourable effects of climate change. The maturation phase of main varieties within this region falls in a period of extremely high temperature and atmospheric drought detaining desirable fruit growth. Dedicated plant breeding alone is not enough. An immediate action is required. There has been a need for physical protection against excessive direct radiation. In order to restore, or even save the domestic raspberry production and market introducing of greenhouse or polytunnel solutions are needed. Experimental plantations of three different raspberry varieties were set in two repetitions: covered and uncovered versions. Each cover has characteristic interaction with light which can generate different environmental conditions and also differences in plant growth and fruit quality. Besides the monitoring of elementary biological indicators a wide range of sensors (temperature, humidity, solar irradiation) was used to identify differences and to find the optimal tunnel material for maximal plant productivity. Within the framework of the project we also tested a portable spectroradiometer and a snapshot imaging camera to study the practical value of proximal sensing in water- and photosynthetic light use efficiency and vitality mapping.

Keywords: excessive solar radiation, raspberry plantation, proximal sensing

## *Introduction*

There has been more and more indication of climate change related stress factors in raspberry plantations all around Hungary in the last couple of years. Farmers regularly experience reduction in plant growth, leaf area, yield and fruit quality. Visual signs of heat stress, sunburn are often registered during the summer periods induced by excessive heat and direct radiation causing decreasing photosynthetic activity of plants. Dedicated plant breeding programs has been started to mitigate the effects of climate change (Dénes, 2016) but these programs need long time. Fighting alone by using biological ways is not enough. An immediate action is required to save the raspberry production. A physical protection against excessive direct radiation can be considered as the only way to restore the stability and quality

<sup>1</sup> National Research and Innovation Center, Institute of Agricultural Engineering, H-2100 Gödöllő, Tessedik Sámuel street 4.

<sup>1</sup> Szent István University, Faculty of Horticultural Sciences, Technical Department  
H-1118 Budapest, Villányi way 29-43.

\* Corresponding author. E-mail: [keller.boglarka@mgi.naik.hu](mailto:keller.boglarka@mgi.naik.hu)

of production on short term. Nevertheless, returning the site of raspberry production to the forests (where the species is originated from) or agroforestry systems (Nagy, 2017) can be also considered as a solution on middle and long term. Combining solar panels with agriculture (Hanley, 2017, Hajdú, 2018) in this particular place can offer an even more reasonable way to solve the question of excessive radiation. An accurately adjusted portion of radiation would be transferred to electricity while the rest can be used by the protected plantation below. In this case the shading system would produce energy which would possibly offer a more sustainable way of fighting against the effects of climate change (Deákvári, 2018) and energy scarcity. Beside the reduction of direct radiation various shading solutions and applied materials are expected to change the spectral characteristic of incident light and so the light utilisation of plants. In order to find a reasonable solution to protect the plants and increase the stability of the production a raspberry plantation with different varieties was established. A sun protective shade tunnel system was erected to create a test site at NARIC - Fruitculture Research Institute (FRI), Fruit Culture Research and Development Institute of Fertőd, Hungary. It provides opportunity to measure and evaluate relevant biological and physical parameters playing an important role in berry production (Keller et al., 2018). Beside the conventional vegetative and productive indicators of plant growth environmental parameters like soil and ambient temperature [ $^{\circ}\text{C}$ ], humidity [%], PYR and PAR radiation [nm] were measured with in-situ sensors. To measure the spectral conditions (Judd et al., 1964) under the shade nets and the spectral response and features of plants with proximal sensing a portable spectroradiometer and a snapshot hyperspectral camera were used. Portable spectroradiometers can widely be used both in field and laboratory. It is adequate to carry out independent, fast and precise evaluations in an economic way. The VNIR device extends the range of the detectable visible light (Lágymányosi and Szabó, 2009) to NIR (near infrared) and the SWIR (shortwave infrared) region and covers the spectral range of 350 to 2500 [nm] (Csorba et. al, 2014). These spectrometers have successfully mastered several applications; however scanning (Fenyvesi 2008, Fekete et al., 2016) is facing some limitations when the test object or/and camera are randomly or rapidly moving in time and space. To eliminate all these limitations snapshot hyperspectral imaging or spectral frame camera technique (Jung et. al., 2017a) can be successfully applied. In principle, it is capturing the entire hyperspectral image during a single integration time (one shot takes about 1 ms). In agricultural field and close-field applications weight and speed are of high importance (Jung et al. 2017b).

<sup>1</sup> National Research and Innovation Center, Institute of Agricultural Engineering, H-2100 Gödöllő, Tessedik Sámuel street 4.

<sup>1</sup> Szent István University, Faculty of Horticultural Sciences, Technical Department  
H-1118 Budapest, Villányi way 29-43.

\* Corresponding author. E-mail: keller.boglarka@mgi.naik.hu

## Materials and Methods

Experimental plantation (Figure 1) of three different raspberry varieties was set in two repetitions: covered and uncovered versions. Each cover has characteristic interaction with light which is expected to generate different environmental conditions and also differences in plant growth and fruit quality. In-situ environment monitoring was carried out by light, temperature and humidity sensors in different treatments (Figure 2 and Figure 3).



Figure 1: Tunnels with different cover materials (shade nets)



Figure 2: PYR Apogee SP-110 360-1120 [nm] and PAR Apogee SQ-100 380-720 [nm]



Figure 3: Temperature sensors at: - 0,15 [m], 0 [m], 1,0 [m], 1,8 [m].

<sup>1</sup> National Research and Innovation Center, Institute of Agricultural Engineering, H-2100 Gödöllő, Tessedik Sámuel street 4.

<sup>1</sup> Szent István University, Faculty of Horticultural Sciences, Technical Department  
H-1118 Budapest, Villányi way 29-43.

\* Corresponding author. E-mail: keller.boglarka@mgi.naik.hu

Portable spectral field measurements were carried out in the control area and under two different types of tunnels. Data acquisition was made by using ASD FieldSpec 3 MAX portable spectroradiometer (350-2500 [nm]) with Plant Probe sensor and Cubert snapshot spectral camera (400-1000 [nm]) on randomly selected leaves (Figure 4). The same reference panel was used as a standard surface reflecting 95 % of all incident radiation for both acquisition methods.




Figure 4: ASD FieldSpec 3 MAX with PlanProbe sensor head and a Cubert snapshot camera

In order to compare the light utilization efficiency, the water and nitrogen management of plants under various shade nets contact measurements was used to calculate vegetation indices such as photochemical reflectance index (PRI), water index (WBI) and normalized nitrogen index (NDNI) with the following equations:

$$PRI = \frac{\rho_{531} - \rho_{570}}{\rho_{531} + \rho_{570}} \quad WBI = \frac{\rho_{970}}{\rho_{900}} \quad NDNI = \frac{\log\left(\frac{1}{\rho_{1510}}\right) - \log\left(\frac{1}{\rho_{1680}}\right)}{\log\left(\frac{1}{\rho_{1510}}\right) + \log\left(\frac{1}{\rho_{1680}}\right)}$$

### Results

In-situ environment sensors were continuously collecting the ambient parameters. Datasets were stored in internal memories. Data were downloaded on a regular basis and processed to plot the variation of the parameter within days, weeks and months throughout the vegetation period (Kollányi and Szalay, 2016). Figure 5 and Figure 6 illustrates well the differences

<sup>1</sup> National Research and Innovation Center, Institute of Agricultural Engineering, H-2100 Gödöllő, Tessedik Sámuel street 4.

<sup>1</sup> Szent István University, Faculty of Horticultural Sciences, Technical Department  
H-1118 Budapest, Villányi way 29-43.

\* Corresponding author. E-mail: keller.boglarka@mgi.naik.hu

between the treatments in case of PYR radiation and soil temperature. These datasets very well represent the difference between environmental conditions between the shading nets and the natural radiation as well.

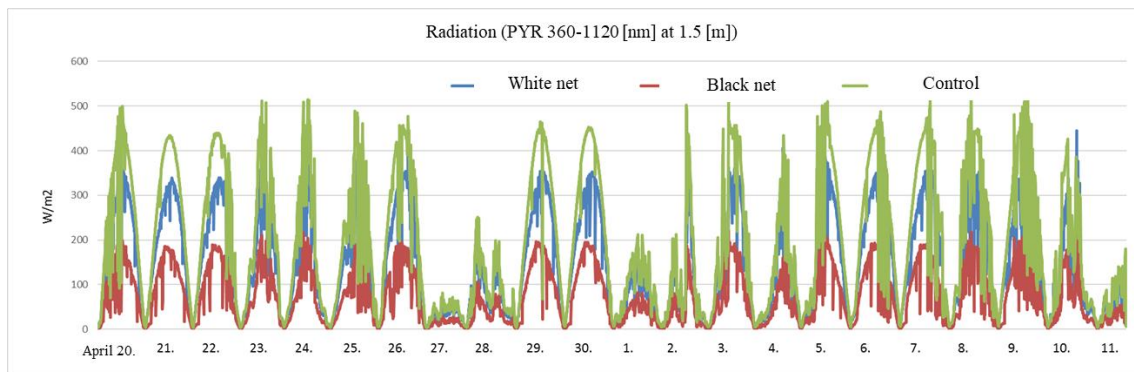


Figure 5: Distribution of PYR radiation.

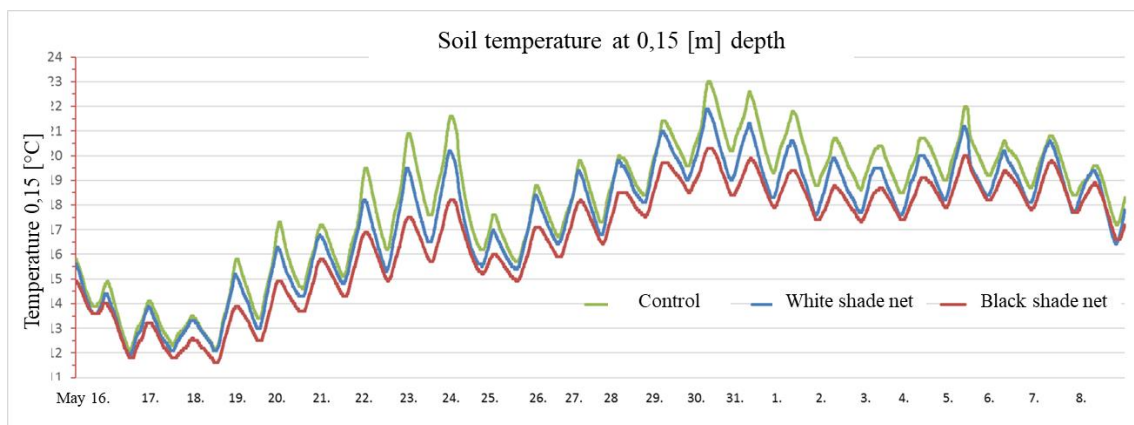


Figure 6: Distribution of soil temperature.

The processed contact spectral measurement dataset revealed a tendency of differences in case of photochemical reflectance index (PRI). Based on the dataset the light utilisation efficiency of all varieties under shade nets were higher than in the control plantation. Water index (WBI) and normalized nitrogen index (NDNI) did not show differences between treatments. It means the soil preparation; nutrient supply and irrigation assure the favourable homogeneity of the plantation and the only variable between treatments really is the difference in illumination. The images acquired with snapshot camera were used to evaluate the shade nets and open sky from below to describe the spectral distribution of the incident light. On the other hand, vegetation survey was performed to visualize reflective features of the vegetation and also the heterogeneity arising within plants. Differences between ratios of significant ranges playing important role in vegetation monitoring to indicate alteration of plant condition (Figure 7.).

<sup>1</sup> National Research and Innovation Center, Institute of Agricultural Engineering, H-2100 Gödöllő, Tessedik Sámuel street 4.

<sup>1</sup> Szent István University, Faculty of Horticultural Sciences, Technical Department

H-1118 Budapest, Villányi way 29-43.

\* Corresponding author. E-mail: keller.boglarka@mgi.naik.hu

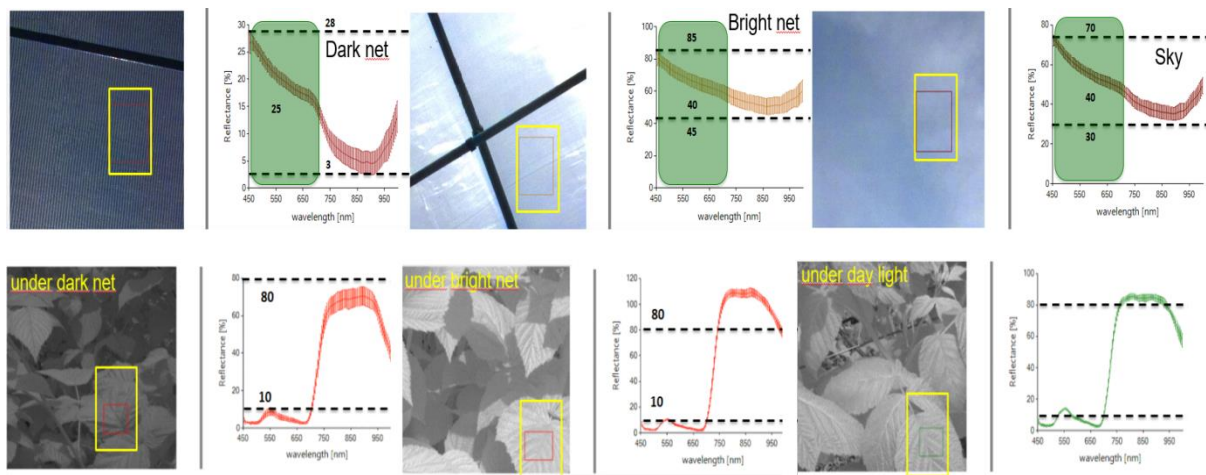


Figure 7: Hyperspectral images describing the incident and reflected radiation in the VIS and NIR region.

Generally true that the main indicators of different efficiency of production technologies are yield and fruit quality. Within the frame of the research correlations between shade nets and fruit size was observed. *Julcsi* reacted positively to the white coloured shade net in two consecutive years with extra 72 [%] (2016) and 24 [%] of yield. *Eszterházi kétszertermő* reacted with extra 140 [%] (2016) and 104 [%] of yield moreover with extra fruit size 4,6 [%] (2016) and 36,69 [%] (2017). *Fertődi zamatos* did not show such a significant reaction to the treatment.

### Conclusions

A portable spectroradiometer and a snapshot hyperspectral camera with more than 100 spectral channels were used to spectrally map a raspberry plantation under different type of shade nets. It was also a purpose to test and document the usability, flexibility of such techniques in collecting spectro-phenological parameters in a hand-held way. An in-situ ambient monitoring system was also set up to collect temperature, humidity and radiation data. Spectral techniques provided opportunity to reveal such differences in natural light conditions that are usually not detected by traditional weather stations and make possible to study the correlation between light condition and plant growth in a more complex way.

The results show significant differences between plantations with or without shade net cover. Measured ambient parameters and spectral analysis of the vegetation revealed differences in plant condition and indicated the effect of shade nets and also the differences between the two experimental shade net materials. Shade nets can increase the yield and also increase the

<sup>1</sup> National Research and Innovation Center, Institute of Agricultural Engineering, H-2100 Gödöllő, Tessedik Sámuel street 4.

<sup>1</sup> Szent István University, Faculty of Horticultural Sciences, Technical Department  
H-1118 Budapest, Villányi way 29-43.

\* Corresponding author. E-mail: keller.boglarka@mgi.naik.hu

average berry size but the reaction to shade nets seems to be variety-specific. Yield reacted very positively to white shade nets in case of *Eszterházi kétszertermő* and *Julcsi* varieties, in two consecutive years. Fruit size reacted significantly positively in 2017. In case of *Fertődi zamatos* variety significant positive effect of shade materials was not confirmed. Variety-specific shade net-based production technology can offer a solution to improve yield, quality and production stability of raspberry. The tunnel system can be quickly deployed so it offers an immediate action to mitigate the effects of climate changes. It can also serve as an intermediate step towards agroforestry systems or remain a complementary technique with options to be used as spectral filters adjusted to plant needs or physical barriers for pests or to create a microclimate. Although the first syntheses already show useful correlations for the practice further crop years and additional measurements, analyses are necessary to identify the best production practice.

#### *Acknowledgement*

Authors would like to express their acknowledgements to the Hungarian Ministry of Agriculture to fund this research project and to colleagues at the NARIC - Fruitculture Research Institute (FRI), Fruit Culture Research and Development Institute of Fertőd, Hungary to measure and evaluate relevant biological parameters and for the everyday hard work to maintain and preserve the experimental site. Our special thanks go to Cubert GmbH, Germany, which made it possible to use and test the hyperspectral frame camera. Thank goes to the János Bolyai Research Scholarship of the Hungarian Academy of Sciences to support András Jung's participation in the research project.

#### *References*

- Deákvári J. (2018) MaGIstra Scientific Forum, 2018/I., NARIC Institute of Agricultural Engineering, (personal communication 09.05.2018.)
- Dénes F. (2016) Szamócatechnológia és fajtakísérletek Fertődön. *Kertészet és Szőlészet* 2016.08.31. 65. évf. 35. szám, 18-20. oldal
- Fekete Gy., Issa I., Tolner L., Czinkota I., Tolner I. T. (2016) Investigation on the indirect correlation and synergistic effects of soil pH and moisture content detected by remote sensing. *Növénytermelés (Suppl)* 203-206 pp. 5th Alps-Adria Scientific Workshop. Mali Lošinj, Croatia

<sup>1</sup> National Research and Innovation Center, Institute of Agricultural Engineering, H-2100 Gödöllő, Tessedik Sámuel street 4.

<sup>1</sup> Szent István University, Faculty of Horticultural Sciences, Technical Department  
H-1118 Budapest, Villányi way 29-43.

\* Corresponding author. E-mail: keller.boglarka@mgi.naik.hu

- Fenyvesi L. (2008): Characterization of the soil - plant condition with hyperspectral analysis of the leaf and land surface, *Cereal Res. Com.*, (Supp 5) 659-663 pp.
- Hajdú J. (2018) Agro-Fotovoltaik berendezések a mezőgazdaságban. *Mezőgazdasági Technika* LIX. 2018.04. pp. 18-19
- Hanley S. (2017) Combining solar panels with agriculture makes land more productive. *CleanTechnica*, November 24<sup>th</sup>, <https://cleantechnica.com/2017/11/24/combining-solar-panels-agriculture-makes-land-productive/>
- Judd D. B., MacAdam D. L., Wyszeck G., "Spectral distribution of typical daylight as a function of correlated color temperature," *J. Opt. Soc. Am.*, 54: 1031-1040 (1964).
- Jung A., Dénes F., Kovács L., Szalay K. (2017b) Snapshot Imaging Spectroscopy to Characterize Radiation Scenarios in an Experimental Raspberry Plantation. 10th Earsel SIG Imaging Spectroscopy Workshop.
- Jung A., Dénes F., Nagy G., Kovács L., Rák R., Szabó B., Nagy J., Deákvári J., Rowlands A., Szalay K. (2017a) Snapshot Hyperspectral Imaging: Hand-held Image Acquisition for Ground Inspection.
- Keller B.; Jung A., Nagy G. M., Dénes F., Péterfalvi N., Szalay K. D. (2018): Hiperspektrális távérzékelés alkalmazási lehetőségeinek bemutatása egy málna ültetvény példáján keresztül. *NAIK - Gödöllő*. 63-72. pp. ISBN 978-615-5748-09-7
- Kollányi G. – Szalay K. (2016) Fizikai paraméterek műszeres mérésének előzetes eredményei. *Szamóca és málna fedett termesztése – tanácskozás és technológiai bemutató*, Sarród 2016.
- Lágymányosi A. and Szabó I., (2009) Calibration procedure for digital imaging, *Synergy and Technical Development*, Gödöllő, Hungary, 30. *Synergy2009 CD-ROM Proceedings*, 2009.
- Csorba A., Lang V., Fenyvesi L., Micheli E. (2014) Identification of WRB Soil Classification Units from Vis-Nir Spectral Signatures. In: Pil Joo Kim, Hang-Won Kang (Eds.) 20th World Congress of Soil Science In Commemoration of the 90th Anniversary of the IUSS: Soils Embrace Life and Universe. Jeju, South-Korea 06.08-2014.06.13. Jeju: International Union of Soil Sciences (IUSS), Paper P4-539
- Nagy G.M. (2017) Agroforestry – A new start in mixed-use plantations, XVII. International Conference of Forests of Eurasia, Kazan, Oroszország, 2017. 10. 02-07.

<sup>1</sup> National Research and Innovation Center, Institute of Agricultural Engineering, H-2100 Gödöllő, Tessedik Sámuel street 4.

<sup>1</sup> Szent István University, Faculty of Horticultural Sciences, Technical Department

H-1118 Budapest, Villányi way 29-43.

\* Corresponding author. E-mail: keller.boglarka@mgi.naik.hu