



Goncalves-Bradley, Daniela C; Iliffe, Steve; Doll, Helen A; Broad, Joanna; Gladman, John; Langhorne, Peter; Richards, Suzanne H; Shepperd, Sasha (2017) Early discharge hospital at home. COCHRANE DATABASE OF SYSTEMATIC REVIEWS, 6 (6). ISSN 1469-493X
DOI: <https://doi.org/10.1002/14651858.CD000356.pub4>

Downloaded from: <http://researchonline.lshtm.ac.uk/4650503/>

DOI: [10.1002/14651858.CD000356.pub4](https://doi.org/10.1002/14651858.CD000356.pub4)

Usage Guidelines

Please refer to usage guidelines at <http://researchonline.lshtm.ac.uk/policies.html> or alternatively contact researchonline@lshtm.ac.uk.

Available under license: Copyright the publishers



Cochrane
Library

Cochrane Database of Systematic Reviews

Early discharge hospital at home (Review)

Gonçalves-Bradley DC, Iliffe S, Doll HA, Broad J, Gladman J, Langhorne P, Richards SH, Shepperd S

Gonçalves-Bradley DC, Iliffe S, Doll HA, Broad J, Gladman J, Langhorne P, Richards SH, Shepperd S.

Early discharge hospital at home.

Cochrane Database of Systematic Reviews 2017, Issue 6. Art. No.: CD000356.

DOI: 10.1002/14651858.CD000356.pub4.

www.cochranelibrary.com

TABLE OF CONTENTS

HEADER	1
ABSTRACT	1
PLAIN LANGUAGE SUMMARY	2
SUMMARY OF FINDINGS FOR THE MAIN COMPARISON	4
BACKGROUND	6
OBJECTIVES	6
METHODS	6
RESULTS	8
Figure 1.	9
Figure 2.	11
Figure 3.	12
ADDITIONAL SUMMARY OF FINDINGS	17
DISCUSSION	23
AUTHORS' CONCLUSIONS	24
ACKNOWLEDGEMENTS	25
REFERENCES	25
CHARACTERISTICS OF STUDIES	31
DATA AND ANALYSES	71
Analysis 1.1. Comparison 1 Early discharge hospital at home versus inpatient care for those recovering from a stroke, Outcome 1 Mortality at 3 - 6 months.	73
Analysis 1.3. Comparison 1 Early discharge hospital at home versus inpatient care for those recovering from a stroke, Outcome 3 Hospital readmission at 3 - 6 months.	75
Analysis 1.7. Comparison 1 Early discharge hospital at home versus inpatient care for those recovering from a stroke, Outcome 7 Institutional care at 6 months follow-up (Rodgers 3-month data).	87
Analysis 1.10. Comparison 1 Early discharge hospital at home versus inpatient care for those recovering from a stroke, Outcome 10 Hospital length of stay.	91
Analysis 2.1. Comparison 2 Early discharge hospital at home versus inpatient care for older people with a mix of conditions, Outcome 1 Mortality at 3 - 6 months - older people with a mix of conditions.	96
Analysis 2.2. Comparison 2 Early discharge hospital at home versus inpatient care for older people with a mix of conditions, Outcome 2 Mortality - chronic obstructive pulmonary disease.	97
Analysis 2.3. Comparison 2 Early discharge hospital at home versus inpatient care for older people with a mix of conditions, Outcome 3 Hospital readmission at 3 months - older people with a mix of conditions.	98
Analysis 2.4. Comparison 2 Early discharge hospital at home versus inpatient care for older people with a mix of conditions, Outcome 4 Hospital readmission for those with COPD.	99
Analysis 2.6. Comparison 2 Early discharge hospital at home versus inpatient care for older people with a mix of conditions, Outcome 6 Functional status at 3 months - older people with a mix of conditions.	102
Analysis 2.8. Comparison 2 Early discharge hospital at home versus inpatient care for older people with a mix of conditions, Outcome 8 Institutional care at 1 year follow-up (Donald 6 months) - older patients with a mix of conditions.	108
Analysis 2.14. Comparison 2 Early discharge hospital at home versus inpatient care for older people with a mix of conditions, Outcome 14 Hospital length of stay - older people with a mix of conditions.	114
Analysis 2.15. Comparison 2 Early discharge hospital at home versus inpatient care for older people with a mix of conditions, Outcome 15 Total length of stay - older people with a mix of mainly medical conditions.	115
Analysis 3.9. Comparison 3 Early discharge hospital at home versus inpatient care following elective surgery, Outcome 9 Hospital length of stay - older people recovering from surgery.	128
Analysis 3.11. Comparison 3 Early discharge hospital at home versus inpatient care following elective surgery, Outcome 11 Total length of stay - older people having elective surgery.	130
APPENDICES	132
WHAT'S NEW	133
HISTORY	133
CONTRIBUTIONS OF AUTHORS	134
DECLARATIONS OF INTEREST	134

SOURCES OF SUPPORT	135
DIFFERENCES BETWEEN PROTOCOL AND REVIEW	135
NOTES	135
INDEX TERMS	135

[Intervention Review]

Early discharge hospital at home

Daniela C Gonçalves-Bradley¹, Steve Iliffe², Helen A Doll³, Joanna Broad⁴, John Gladman⁵, Peter Langhorne⁶, Suzanne H Richards⁷, Sasha Shepperd¹

¹Nuffield Department of Population Health, University of Oxford, Oxford, UK. ²Research Department of Primary Care and Population Health, University College London, London, UK. ³Clinical Outcomes Assessments, ICON Commercialisation and Outcomes, Dublin, Ireland. ⁴Freemasons' Department of Geriatric Medicine, University of Auckland, Auckland, New Zealand. ⁵Rehabilitation and Ageing, Community Health Sciences, Queen Medical Centre, University of Nottingham, Nottingham, UK. ⁶Academic Section of Geriatric Medicine, ICAMS, University of Glasgow, Glasgow, UK. ⁷Leeds Institute of Health Sciences, University of Leeds, Leeds, UK

Contact address: Sasha Shepperd, Nuffield Department of Population Health, University of Oxford, Oxford, UK. sasha.shepperd@ndph.ox.ac.uk.

Editorial group: Cochrane Effective Practice and Organisation of Care Group.

Publication status and date: New search for studies and content updated (no change to conclusions), published in Issue 6, 2017.

Citation: Gonçalves-Bradley DC, Iliffe S, Doll HA, Broad J, Gladman J, Langhorne P, Richards SH, Shepperd S. Early discharge hospital at home. *Cochrane Database of Systematic Reviews* 2017, Issue 6. Art. No.: CD000356. DOI: 10.1002/14651858.CD000356.pub4.

Copyright © 2017 The Cochrane Collaboration. Published by John Wiley & Sons, Ltd.

ABSTRACT

Background

Early discharge hospital at home is a service that provides active treatment by healthcare professionals in the patient's home for a condition that otherwise would require acute hospital inpatient care. This is an update of a Cochrane review.

Objectives

To determine the effectiveness and cost of managing patients with early discharge hospital at home compared with inpatient hospital care.

Search methods

We searched the following databases to 9 January 2017: the Cochrane Effective Practice and Organisation of Care Group (EPOC) register, Cochrane Central Register of Controlled Trials (CENTRAL), MEDLINE, Embase, CINAHL, and EconLit. We searched clinical trials registries.

Selection criteria

Randomised trials comparing early discharge hospital at home with acute hospital inpatient care for adults. We excluded obstetric, paediatric and mental health hospital at home schemes.

Data collection and analysis

We followed the standard methodological procedures expected by Cochrane and EPOC. We used the GRADE approach to assess the certainty of the body of evidence for the most important outcomes.

Main results

We included 32 trials (N = 4746), six of them new for this update, mainly conducted in high-income countries. We judged most of the studies to have a low or unclear risk of bias. The intervention was delivered by hospital outreach services (17 trials), community-based services (11 trials), and was co-ordinated by a hospital-based stroke team or physician in conjunction with community-based services in four trials.

Studies recruiting people recovering from stroke

Early discharge hospital at home probably makes little or no difference to mortality at three to six months (risk ratio (RR) 0.92, 95% confidence interval (CI) 0.57 to 1.48, N = 1114, 11 trials, moderate-certainty evidence) and may make little or no difference to the risk of hospital readmission (RR 1.09, 95% CI 0.71 to 1.66, N = 345, 5 trials, low-certainty evidence). Hospital at home may lower the risk of living in institutional setting at six months (RR 0.63, 96% CI 0.40 to 0.98; N = 574, 4 trials, low-certainty evidence) and might slightly improve patient satisfaction (N = 795, low-certainty evidence). Hospital at home probably reduces hospital length of stay, as moderate-certainty evidence found that people assigned to hospital at home are discharged from the intervention about seven days earlier than people receiving inpatient care (95% CI 10.19 to 3.17 days earlier, N = 528, 4 trials). It is uncertain whether hospital at home has an effect on cost (very low-certainty evidence).

Studies recruiting people with a mix of medical conditions

Early discharge hospital at home probably makes little or no difference to mortality (RR 1.07, 95% CI 0.76 to 1.49; N = 1247, 8 trials, moderate-certainty evidence). In people with chronic obstructive pulmonary disease (COPD) there was insufficient information to determine the effect of these two approaches on mortality (RR 0.53, 95% CI 0.25 to 1.12, N = 496, 5 trials, low-certainty evidence). The intervention probably increases the risk of hospital readmission in a mix of medical conditions, although the results are also compatible with no difference and a relatively large increase in the risk of readmission (RR 1.25, 95% CI 0.98 to 1.58, N = 1276, 9 trials, moderate-certainty evidence). Early discharge hospital at home may decrease the risk of readmission for people with COPD (RR 0.86, 95% CI 0.66 to 1.13, N = 496, 5 trials low-certainty evidence). Hospital at home may lower the risk of living in an institutional setting (RR 0.69, 0.48 to 0.99; N = 484, 3 trials, low-certainty evidence). The intervention might slightly improve patient satisfaction (N = 900, low-certainty evidence). The effect of early discharge hospital at home on hospital length of stay for older patients with a mix of conditions ranged from a reduction of 20 days to a reduction of less than half a day (moderate-certainty evidence, N = 767). It is uncertain whether hospital at home has an effect on cost (very low-certainty evidence).

Studies recruiting people undergoing elective surgery

Three studies did not report higher rates of mortality with hospital at home compared with inpatient care (data not pooled, N = 856, low-certainty evidence; mainly orthopaedic surgery). Hospital at home may lead to little or no difference in readmission to hospital for people who were mainly recovering from orthopaedic surgery (N = 1229, low-certainty evidence). We could not establish the effects of hospital at home on the risk of living in institutional care, due to a lack of data. The intervention might slightly improve patient satisfaction (N = 1229, low-certainty evidence). People recovering from orthopaedic surgery allocated to early discharge hospital at home were discharged from the intervention on average four days earlier than people allocated to usual inpatient care (4.44 days earlier, 95% CI 6.37 to 2.51 days earlier, N = 411, 4 trials, moderate-certainty evidence). It is uncertain whether hospital at home has an effect on cost (very low-certainty evidence).

Authors' conclusions

Despite increasing interest in the potential of early discharge hospital at home services as a less expensive alternative to inpatient care, this review provides insufficient evidence of economic benefit (through a reduction in hospital length of stay) or improved health outcomes.

PLAIN LANGUAGE SUMMARY

Services for patients discharged home early

What is the aim of this review?

To find out if providing early discharge hospital at home improves patient health outcomes and reduces costs to the health service, compared with in-hospital care.

Key messages

Compared with in-hospital care, early discharge hospital at home probably makes little or no difference to patient health outcomes or being readmitted to hospital, and probably reduces hospital length of stay and the chance of being admitted to an institution such as a care home. Patients who receive care at home might be more satisfied with the care received. The effect on health service costs is uncertain.

What was studied in this review?

One way to deal with the demand for hospital beds is to reduce hospital length of stay by discharging people early to receive health care at home. We systematically reviewed the literature on the effect of providing early discharge hospital at home services. These services are usually provided by a team of healthcare professionals, such as doctors, nurses and physiotherapists. The team visits the homes of people who have been discharged early to provide them with acute hospital care in their homes. We were interested in assessing the impact of early discharge hospital at home had on patient health outcomes and health service costs. This is an update of a Cochrane Review.

What are the main results of this review?

The review authors found 32 studies, six of which are new for this update. In total, 4746 people from twelve countries participated in those studies. The intervention was mainly delivered by hospital outreach services and community-based services. Most of the studies were well designed and conducted. The studies looked at the effect of these services in patients with different types of conditions: patients who had a stroke, older patients with different types of medical conditions and patients who had surgery. These studies show that, when compared to in-hospital care, early discharge hospital at home services probably make little or no difference to patient health outcomes or being readmitted to hospital, yet probably decreases hospital length of stay. Patients who receive care at home might be more satisfied and less likely to be admitted to institutional care. There is little evidence of cost savings to the healthcare system of discharging patients home early to hospital at home care.

How up to date is the review?

The review authors searched for studies that had been published up to 9 January 2017.

SUMMARY OF FINDINGS FOR THE MAIN COMPARISON *[Explanation]*

Effect of early discharge hospital at home for patients recovering from a stroke						
Patient or population: patients recovering from a stroke who otherwise would require acute hospital inpatient care						
Setting: Australia, Canada, Norway, Sweden, Thailand, United Kingdom						
Intervention: early discharge hospital at home						
Comparison: usual care						
Outcomes	Illustrative comparative risks* (95% CI)		Relative effect (95% CI)	Number of participants (studies)	Certainty of the evidence (GRADE)	Comments
	Without early discharge hospital at home (assumed risk)	With early discharge hospital at home (corresponding risk)				
Mortality (3 - 6 month follow-up)	56 per 1000	52 per 1000 (32 to 83)	RR 0.92 (0.57 to 1.48)	1114 (11 trials)	⊕⊕⊕○ Moderate ¹	
Hospital readmission (3 - 6 month follow-up)	187 per 1000	204 per 1000 (133 to 211)	RR 1.09 (0.71 to 1.66)	345 (5 trials)	⊕⊕○○ Low ²	
Living in an institutional setting (3 - 6 month follow-up)	150 per 1000	95 per 1000 (60 to 147)	RR 0.63 (0.40 to 0.98)	574 (4 trials)	⊕⊕○○ Low ²	
Patient satisfaction	Early discharge hospital at home may slightly improve satisfaction with healthcare received for patients recovering from a stroke		-	795 (6 trials)	⊕⊕○○ Low ²	
Hospital length of stay	The mean hospital length of stay in the control groups ranged from 16.1 to 42 days	The mean hospital length of stay in the intervention groups was 6.68 lower (95% CI 10.19 to 3.17 lower)	MD -6.68 (-10.19 to -3.17)	528 (4 trials)	⊕⊕⊕○ Moderate ¹	5 other randomised trials reported that early discharge hospital at home led to a median reduction in hospital length of stay, rang-

			ing from -8 days to -15 days
Cost	It is uncertain if early discharge hospital at home leads to a reduction in costs to the health service	-	664 participants (4 trials) ⊕○○○ Very low ³

***The risk in the intervention group** (and its 95% confidence interval) is based on the assumed risk in the comparison group and the **relative effect** of the intervention (and its 95% CI).

CI: Confidence interval; **MD:** Mean difference; **RR:** Risk ratio

GRADE Working Group grades of evidence

High certainty: We are very confident that the true effect lies close to that of the estimate of the effect

Moderate certainty: We are moderately confident in the effect estimate: The true effect is likely to be close to the estimate of the effect, but there is a possibility that it is substantially different

Low certainty: Our confidence in the effect estimate is limited: The true effect may be substantially different from the estimate of the effect

Very low certainty: We have very little confidence in the effect estimate: The true effect is likely to be substantially different from the estimate of effect

¹ Downgraded 1 point for imprecision due to wide CIs.

² Downgraded 2 points for imprecision due to wide CIs.

³ Downgraded 3 points due to inconsistency and imprecision.

BACKGROUND

Description of the condition

The concept of hospital at home originated with Hospitalisation à Domicile in France in 1961 and has been implemented in a number of other countries, including the USA (Leff 2009), Canada (Lemelin 2007), Australia (Crilly 2012), the United Kingdom (Lee 2015), and Spain (Vilà 2015). In its original form, Hospitalisation à Domicile was intended to provide care, including specialist care, at home for certain groups of patients who traditionally received care and treatment in hospital but who opted, with the support of their families, to be cared for in their home (Clarke 1984; Morris 1983).

Description of the intervention

Today, hospital at home schemes vary in their philosophy and focus of care, and may be community-based or provided as a hospital outreach service. In the UK, the focus of hospital at home is usually on the provision of personal, nurse-led care, building on the existing structure of primary care, although there are exceptions, for example home intravenous services (Matthews 2007). In other countries, such as the USA and Australia, hospital-based outreach services tend to dominate (Leff 2005), and in a few, integration of specialist hospital services and primary care is more common.

How the intervention might work

The types of services provided by early discharge hospital at home are designed to provide health care for patients discharged early from hospital and provide co-ordinated rehabilitation with specialist care (Hunt 2009; Iyengar 2007), with the aim of providing a service that relieves the pressure on acute hospital beds. We have conducted parallel reviews of admission avoidance hospital at home (Shepperd 2016b) and of terminal care hospital at home (Shepperd 2016a).

Why it is important to do this review

It is not known if patients admitted to early discharge hospital at home have better, equivalent or worse health outcomes compared with patients receiving inpatient hospital care, nor if the provision of early discharge hospital at home results in a reduction or an increase in costs to the health service. This is an update of a Cochrane Review (Shepperd 2009b).

OBJECTIVES

To determine the effectiveness and cost of managing patients with early discharge hospital at home compared with inpatient hospital care.

METHODS

Criteria for considering studies for this review

Types of studies

Randomised trials.

Types of participants

Patients aged 18 years and over who are eligible to receive health care from an early discharge hospital at home service. We do not include patients with long-term care needs unless they required admission to hospital for an acute episode of care. We excluded evaluations of obstetric, paediatric and mental health hospital at home schemes from the review, since our preliminary literature searches suggested that separate reviews would be justified for each of these groups, due to the different types of patient group and volume of literature (Parker 2002; Shepperd 2009a).

Types of interventions

Studies comparing early discharge hospital at home with acute hospital inpatient care. We used the following definition to determine if studies should be included in the review: hospital at home is a service that provides active treatment by healthcare professionals in the patient's home for a condition that otherwise would require acute hospital inpatient care, and always for a limited time period. In particular, hospital at home has to offer a specific service to patients in their home requiring healthcare professionals to take an active part in the patients' care. If hospital at home were not available then the patient would not be discharged early from hospital and would remain on an acute hospital ward. We therefore exclude the following services from this review: services providing long-term care, services provided in outpatient settings or post-discharge from hospital, end-of-life care at home and self-care by the patient in their home, such as self-administration of an intravenous infusion.

Types of outcome measures

Main outcomes

- Mortality
- Hospital readmissions

Other outcomes

- Functional status
- Patient-reported outcomes (including psychological well-being, general and disease-specific health status, quality of life and cognitive functioning)
 - Clinical complications
 - Living in an institutional setting at follow-up
 - Patient satisfaction
 - Caregiver outcomes (including satisfaction and burden)
 - Staff views (including general practitioners' satisfaction)
 - Length of stay (including number of days in hospital and total number of days of care received)
 - Use of health service resources, including costs of the intervention and usual care.

We did not exclude studies due to only reporting secondary outcomes.

Search methods for identification of studies

Electronic searches

We searched the following databases on January 9th 2017 for references published since the last version of this review:

- Cochrane Central Register of Controlled Trials (CENTRAL), including the EPOC Group Specialised Register, Wiley. Search date 9 January 2017
- MEDLINE, 1946 to 9 January 2017, MEDLINE and MEDLINE In-Process and other non-indexed citations, OvidSP
- Embase, 1974 to 9 January 2017, OvidSP
- Cumulative Index to Nursing and Allied Health Literature (CINAHL), 1980 to 9 January 2017, EbscoHost
- EconLit, 1886 to 9 January 2017, Proquest

We did not apply language or publication status restrictions to these searches. See [Appendix 1](#) for details of the search strategies used.

Searching other resources

We checked the reference lists of articles identified electronically for evaluations of hospital at home and obtained potentially relevant articles. We conducted a citation search of all included studies in the previous version of this review, using the Science Citation Index (search date: 22 April 2015). We searched clinical trial registries using the term “hospital at home” and “admission” for open, interventional trials that recruited adults and older adults (ClinicalTrials.gov), and the terms “hospital at home” (who.int/ictrp).

Data collection and analysis

Selection of studies

One review author (DGB) read all the abstracts in the records retrieved by the electronic and other searches for this update, to identify publications that appeared to be eligible for this review. Two review authors (SS and DGB) independently read these publications and selected studies for the review according to the pre-specified inclusion criteria. We resolved disagreements by discussion.

Data extraction and management

Two review authors (from SS, SI or DGB) completed data extraction independently using a checklist developed by EPOC, modified and amended for the purposes of this review ([EPOC 2015a](#)).

Assessment of risk of bias in included studies

Two review authors (from SS, SI or DGB) independently assessed risks of bias in the included studies, using a variation of the EPOC suggested ‘Risk of bias’ criteria for reviews ([EPOC 2015c](#)):

1. Random sequence generation
2. Allocation concealment
3. Baseline outcome measurements
4. Baseline characteristics
5. Blinding of participants and personnel
6. Blinding of outcome assessment
7. Incomplete outcome data
8. Selective reporting of outcomes

Unit of analysis issues

All the included studies were parallel randomised trials, where participants were individually allocated to the treatment or control groups.

Dealing with missing data

Whenever required, we contacted investigators of primary studies for data missing from the published reports.

Assessment of heterogeneity

We quantified heterogeneity by Cochran's Q ([Cochran 1954](#)) and the I² statistic, the latter quantifying the percentage of the total variation across studies that is due to heterogeneity rather than chance ([Higgins 2003](#)); smaller percentages suggest less observed heterogeneity.

Data synthesis

Our statistical analyses sought to include all randomised patients and were done on an intention-to-treat basis. To reduce differences between trials, where possible we grouped trials by the patients' condition (patients recovering from a stroke, older people with a mix of conditions (including chronic obstructive pulmonary disease), or trials recruiting patients recovering from surgery), as the healthcare needs, and therefore the delivery of the intervention, differ for these populations. We defined 'older patients' as those older than 65 years. For each comparison using published data for dichotomous outcomes we calculated risk ratios (RRs) using a fixed-effect model to combine data. We did not attempt a direct comparison of costs, although we had planned to do so, because the trials collected data on different resources, and used different methods to calculate costs. When combining outcome data was not possible because of differences in the population recruited, the reporting of outcomes and follow-up times, we reported the results as published in the individual studies.

Summary of findings

We graded our confidence in the evidence by creating three 'Summary of findings' tables, one for each of the patient groups (see [Data synthesis](#) for more detail), using the approach recommended by the GRADE working group (Guyatt 2008) and the specific guidance developed by EPOC (EPOC 2015b; EPOC 2015c). We included the main outcomes of mortality and hospital readmission, as well as living in an institutional setting at follow-up, patient satisfaction, length of stay and costs. We used the five GRADE

considerations (study limitations, consistency of effect, imprecision, indirectness, and risk of bias) to assess the certainty of the evidence as it relates to the main outcomes (Guyatt 2008). We used methods and recommendations described in the *Cochrane Handbook* (Higgins 2011).

Subgroup analysis and investigation of heterogeneity

We did not formally investigate variation of effect in this review using subgroup analyses.

RESULTS

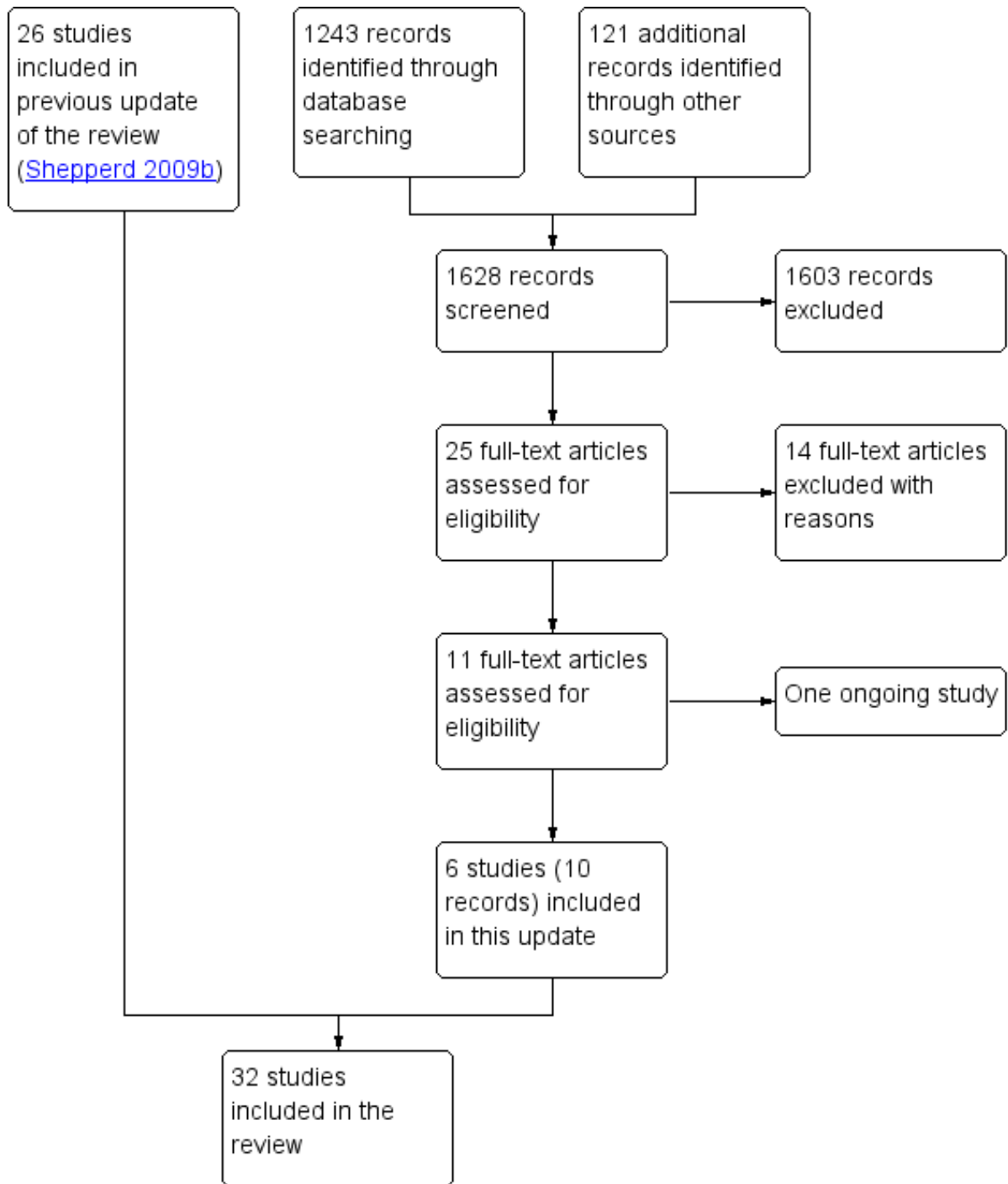
Description of studies

We identified 30 published trials, and two unpublished trials, of early discharge hospital at home, six of which are new for this update.

Results of the search

The search retrieved 1628 records, of which 1603 were ineligible. We obtained full-text versions of the remaining 25 records, 10 of which fulfilled the inclusion criteria (six trials, 10 records) and bringing the total number of trials included in the review to 32 (4746 participants) (Figure 1). We also identified one ongoing trial (NCT01622205).

Figure 1. Study flow diagram.



Included studies

Study populations

Eleven trials recruited participants recovering from a stroke (Anderson 2000; Askim 2004; Bautz-Holter 2002; Donnelly 2004; Indredavik 2000; Manchester FASTER; Mayo 2000; Rodgers 1997; Rudd 1997; Suwenwela 2001; Widén Holmqvist 1998). Eight trials recruited participants with a mix of conditions (Caplan 2006; Cunliffe 2004; Donald 1995; Harris 2005; Martin 1994; Rada 2008; Richards 1998; Shepperd 1998) and five trials participants with chronic obstructive pulmonary disease (COPD) (Cotton 2002; Díaz Lobato 2005; Ojoo 2002; Skwarska 2000; Utens 2012). There was one trial each for non-alcoholic mild acute pancreatitis (Ince 2014) and chronic heart failure (Tibaldi 2013). The trials targeting recovery from elective surgery recruited participants with hernia and varicose veins (Adler 1978; Ruckley 1978), coronary artery bypass grafting (Booth 2004), knee replacement (Palmer Hill 2000) and hip fracture (Crotty 2002; Karlsson 2016). The majority of the studies came from the United Kingdom (16 trials), followed by Australia (three trials) and Norway (three trials). All of the remaining studies came from different countries (Canada, Chile, Italy, New Zealand, Spain, Sweden, Thailand, The Netherlands, Turkey).

Interventions

In 17 trials care was provided in the patients' homes by a hospital outreach service (Anderson 2000; Askim 2004; Bautz-Holter 2002; Booth 2004; Caplan 2006; Cotton 2002; Crotty 2002; Díaz Lobato 2005; Donnelly 2004; Harris 2005; Ince 2014; Karlsson 2016; Mayo 2000; Ojoo 2002; Palmer Hill 2000; Skwarska 2000; Tibaldi 2013); in 11 trials by community services (Adler 1978; Cunliffe 2004; Donald 1995; Martin 1994; Rada 2008; Richards 1998; Rodgers 1997; Ruckley 1978; Shepperd 1998; Utens 2012; Widén Holmqvist 1998); and in four trials care was co-ordinated by a hospital-based stroke team or physician in conjunction with community-based services (Donnelly 2004; Indredavik

2000; Mayo 2000; Rudd 1997). In each trial the care provided by the intervention was primarily nursing, with additional care sometimes being provided by care assistants or home helps. Hospital at home interventions in 18 trials described employing specialist and dedicated nurses (Anderson 2000; Askim 2004; Bautz-Holter 2002; Booth 2004; Caplan 2006; Cotton 2002; Crotty 2002; Cunliffe 2004; Donnelly 2004; Harris 2005; Karlsson 2016; Mayo 2000; Ojoo 2002; Palmer Hill 2000; Skwarska 2000) or specialist physicians (Díaz Lobato 2005; Rada 2008; Tibaldi 2013). Physiotherapy care was provided by 18 of the interventions (Anderson 2000; Askim 2004; Bautz-Holter 2002; Crotty 2000; Cunliffe 2004; Donald 1995; Harris 2005; Indredavik 2000; Karlsson 2016; Mayo 2000; Palmer Hill 2000; Rada 2008; Richards 1998; Rodgers 1997; Rudd 1997; Shepperd 1998; Tibaldi 2013; Widén Holmqvist 1998) and occupational therapist care by 16 (Anderson 2000; Askim 2004; Bautz-Holter 2002; Crotty 2000; Cunliffe 2004; Donald 1995; Donnelly 2004; Harris 2005; Indredavik 2000; Karlsson 2016; Mayo 2000; Richards 1998; Rodgers 1997; Rudd 1997; Shepperd 1998; Widén Holmqvist 1998). A social worker was part of the hospital at home team in seven of the interventions (Anderson 2000; Crotty 2002; Cunliffe 2004; Harris 2005; Rada 2008; Rodgers 1997; Tibaldi 2013) and three interventions included a dietitian (Karlsson 2016; Mayo 2000; Rodgers 1997). Access to a speech therapist was described in four of the interventions (Anderson 2000; Crotty 2002; Harris 2005; Rodgers 1997). In one trial rehabilitation was provided by trained Red Cross volunteers (Suwenwela 2001).

Excluded studies

We excluded 34 studies, 12 of which are new for this update. The main reason for exclusion is that the intervention was not hospital at home, but instead the provision of health care was in outpatient clinics or a mixture of outpatient and at-home care (14 trials). We list the reasons for exclusion in the [Characteristics of excluded studies](#) table.

Risk of bias in included studies

See [Figure 2](#) and [Figure 3](#).

Figure 2. Risk of bias graph: review authors' judgements about each risk of bias item presented as percentages across all included studies.




Figure 3. Risk of bias summary: review authors' judgements about each risk of bias item for each included study.

	Random sequence generation (selection bias)	Allocation concealment (selection bias)	Baseline outcome measurements (selection bias)	Baseline characteristics (selection bias)	Blinding (performance bias and detection bias)	Objective measures of outcome	Blinding (performance bias and detection bias)	Subjective measures of outcome	Incomplete outcome data (attrition bias)	Selective reporting (reporting bias)
Adler 1978	?	?	?	?	?	?	?	?	?	?
Anderson 2000	+	+	+	+	+	+	+	+	+	+
Askim 2004	+	+	+	+	+	+	+	+	+	+
Bautz-Holter 2002	+	+	+	+	+	+	+	+	+	+
Booth 2004	?	?	?	?	?	?	?	?	?	?
Caplan 2006	+	+	+	+	+	+	+	+	+	+
Cotton 2002	+	+	+	+	+	+	+	+	+	+
Crotty 2002	+	+	+	+	+	+	+	+	?	?
Cunliffe 2004	+	+	+	+	+	+	+	+	+	+
Diaz Lobato 2005	?	?	+	+	+	+	+	?	+	+
Donald 1995	?	+	+	+	+	+	+	+	+	+
Donnelly 2004	+	+	+	+	+	+	+	+	+	+
Harris 2005	+	+	+	+	+	+	+	+	+	+
Ince 2014	+	?	+	+	+	+	+	?	+	+
Indredavik 2000	?	?	+	+	+	+	+	+	+	+
Karlsson 2016	+	+	+	+	+	+	+	+	+	+
Manchester FASTER	?	?	?	?	?	?	?	?	?	?
Martin 1994	?	+	+	+	+	+	+	+	+	+
Mayo 2000	?	+	+	+	+	+	+	+	+	+
Ojoo 2002	?	+	+	+	+	+	+	?	?	?
Palmer Hill 2000	?	?	+	+	+	+	+	?	+	+
Rada 2008	+	?	+	+	+	+	+	?	+	+
Richards 1998	?	+	+	+	+	+	+	+	+	+
Rodgers 1997	+	+	+	+	+	+	+	+	+	+
Ruckley 1978	+	+	+	+	+	+	+	?	?	?
Rudd 1997	+	+	+	+	+	+	+	?	+	+
Shepperd 1998	+	+	+	+	+	+	+	?	+	+
Skwarska 2000	+	?	+	+	+	+	+	?	+	+
Suwwenwela 2001	?	?	+	+	+	+	+	?	?	?
Tibaldi 2013	?	+	+	+	+	+	+	?	+	+
Utens 2012	+	+	?	+	+	+	+	?	+	+
Widén Holmqvist 1998	+	+	+	+	+	+	+	+	+	+

Allocation

In 22 trials the method of randomisation and concealment of allocation was clearly described (see the [Characteristics of included studies](#) table for details). For the remaining trials selection bias was unclear due to limitations in reporting.

Blinding

For 15 trials there was an unclear risk of detection bias for the assessment of patient-reported outcomes, and a low risk for the remaining 17 trials.

Incomplete outcome data

The risk of attrition bias was unclear for seven trials, high for one trial, and low for the remaining trials.

Selective reporting

Five trials were at high risk of bias for selective reporting, as main outcomes changed from protocol registration to trial publication or not all the outcomes defined as part of the Methods were presented in the Results. The risk of selection bias was unclear for five trials and low for the remaining 22 trials.

Other potential sources of bias

Risk of bias for baseline outcome measurements was high for two trials, unclear for four trials, and low for the remaining 26 trials. Four trials were at high risk for baseline characteristics, as there were considerable differences between patients from the intervention and the control groups. One trial had an unclear risk of baseline characteristics and the remaining 27 trials were assessed as low risk.

Effects of interventions

See: [Summary of findings for the main comparison](#) Effect of early discharge hospital at home for patients recovering from a stroke; [Summary of findings 2](#) Effect of early discharge hospital at home for patients with a mix of conditions; [Summary of findings 3](#) Effect of early discharge hospital at home for patients recovering from surgery

We included 32 trials (N = 4746), six of which are new for this update. We report the analyses by the patients' condition at recruitment: patients recovering from a stroke, older people with a mix of conditions (including COPD), and those recovering from surgery.

I. Early discharge hospital at home for patients recovering from a stroke

Eleven trials recruited patients recovering from a stroke ([Anderson 2000](#); [Askim 2004](#); [Bautz-Holter 2002](#); [Donnelly 2004](#); [Indredavik 2000](#); [Manchester FASTER](#); [Mayo 2000](#); [Rodgers 1997](#); [Rudd 1997](#); [Suwenwela 2001](#); [Widén Holmqvist 1998](#)), and two trials that recruited older patients with a mix of conditions included participants recovering from a stroke ([Cunliffe 2004](#); [Shepperd 1998](#)).

Mortality

At three to six months follow-up early discharge hospital at home probably makes little or no difference to mortality for patients recovering from a stroke (RR 0.92, 95% CI 0.57 to 1.48; N = 1114; 11 studies; $I^2 = 0\%$; moderate-certainty evidence; [Analysis 1.1](#)), or at 12-month follow-up ([Analysis 1.2](#)). Throughout the [Data and analyses](#), “T” refers to the intervention group that received early discharge hospital at home, and “C” refers to the control group that received in-hospital care.

Hospital readmission

We combined data from five trials that reported hospital readmission ([Analysis 1.3](#)), indicating that early discharge hospital at home may make little or no difference at three to six months follow-up (RR 1.09, 95% CI 0.71 to 1.66; N = 345; 5 studies; $I^2 = 0\%$; low-certainty evidence), or at 12 months; [Analysis 1.4](#)).

Functional status

Ten trials assessed functional status, with a range of different measures, and at different time points ([Analysis 1.5](#)). Early discharge hospital at home probably makes little or no difference to functional status for patients admitted to hospital following a stroke (moderate level of certainty).

Patient-reported outcomes

Seven trials included self-reported quality of life or health status ([Analysis 1.6.1](#); [Analysis 1.6.2](#)); early discharge hospital at home probably makes little or no difference to these outcomes (moderate-certainty evidence).

Clinical complications

No study reported on clinical complications for patients recovering from a stroke.

Living in an institutional setting at follow-up

We combined data on place of residence from four trials ([Analysis 1.7](#)), finding that early discharge hospital at home may reduce the likelihood of living in a institutional setting at six months follow-up (RR 0.63, 95% CI 0.40 to 0.98; N = 574; 4 trials; I² = 0%; low-certainty evidence).

Patient satisfaction

Six trials reported different aspects of patient satisfaction, indicating that the intervention might slightly improve patient satisfaction ([Analysis 1.8](#)) (N = 795; 6 trials, low-certainty evidence). Two trials reported that early discharge may slightly improve patient satisfaction ([Donnelly 2004](#); [Suwenwela 2001](#)), and four trials reported similar levels of satisfaction levels between groups ([Anderson 2000](#); [Bautz-Holter 2002](#); [Rudd 1997](#); [Widén Holmqvist 1998](#)).

Caregiver outcomes

Early discharge hospital at home may make little or no difference to caregiver outcome (low-certainty; 6 trials; [Analysis 1.9](#)).

Staff views

No study reported on staff views for patients recovering from a stroke.

Length of stay

Ten trials reported length of stay. We combined data from four trials and found that early discharge hospital at home probably reduces hospital length of stay (mean difference -6.68 days, 95% CI -10.19 to -3.17; N = 528; 4 trials; I² = 0%, moderate-certainty evidence; [Analysis 1.10](#)). The remaining trials reported a median reduction ranging from -8 days ([Donnelly 2004](#)) to -15 days ([Anderson 2000](#)), for those allocated to hospital at home. Two trials reported a median length of stay in hospital at home of five weeks (range 1 to 19; [Anderson 2000](#)) and nine weeks (range 1 to 44 weeks; [Rogers 1997](#)) ([Analysis 1.11](#); moderate-certainty evidence).

Use of health service resources and cost

Four trials reported inpatient, outpatient and total healthcare costs, with different healthcare resources measured and valued (very low-certainty evidence; [Analysis 1.12](#)). Two trials reported similar costs to the health service for early discharge hospital at home and inpatient care ([Donnelly 2004](#); [Rudd 1997](#)). Two trials found that early discharge hospital at home may reduce hospital costs, one conducted in Canada (mean difference CAD -3280.95, P < 0.0001; [Mayo 2000](#)); and another in Australia (mean difference AUD 4678; 95% CI AUD -6680 to AUD -2676; [Anderson](#)

[2000](#)), although this difference was offset when community costs were included (difference AUD -2013; 95% CI AUD -4696 to AUD 669).

2. Early discharge hospital at home for older people with a mix of conditions

Eight trials recruited patients with a medical condition ([Caplan 2006](#); [Cunliffe 2004](#); [Donald 1995](#); [Harris 2005](#); [Martin 1994](#); [Rada 2008](#); [Richards 1998](#); [Shepperd 1998](#)), and five trials recruited patients with chronic obstructive pulmonary disease (COPD) ([Cotton 2002](#); [Díaz Lobato 2005](#); [Ojoo 2002](#); [Skwarska 2000](#); [Utens 2012](#)). In trials that recruited patients with a medical condition 28% of the study population were recovering from a fracture ([Cunliffe 2004](#)) and 72% were recovering from surgery ([Richards 1998](#)). There was one trial each for patients with acute non-alcoholic pancreatitis ([Ince 2014](#)) and decompensating heart failure ([Tibaldi 2013](#)).

Mortality

Early discharge hospital at home probably makes little or no difference in mortality to older people with a mix of conditions, or COPD. Twelve trials reported data for mortality at three to six months follow-up for older people with a mix of conditions, and we pooled data from eight of them (RR 1.07, 95% CI 0.76 to 1.49; N = 1247; I² = 0%; moderate-certainty evidence; [Analysis 2.1](#)) and from five trials recruiting patients with COPD (RR 0.53, 95% CI 0.25 to 1.12; N = 496; I² = 0%; low-certainty evidence; [Analysis 2.2](#)).

Hospital readmission

Fifteen trials reported data on hospital readmission. We pooled data for nine trials recruiting older people with a mix of conditions, median follow-up of three months (RR 1.25, 95% CI 0.98 to 1.58; N = 1276; I² = 0%, moderate-certainty evidence; [Analysis 2.3](#)), and five trials for participants with COPD with two to three months follow-up (RR 0.86, 95% CI 0.66 to 1.13; N = 496; I² = 0%, low-certainty evidence; [Analysis 2.4](#)). Early discharge hospital at home probably increases the risk of readmissions for older people with a with a mix of conditions, and may decrease the risk of readmissions for people with COPD.

Functional status

Seven trials assessed functional status and one trial measured falls ([Analysis 2.5](#)). We combined data from four of the seven trials that recruited older patients with a medical condition and measured functional ability with the Barthel Index. Early discharge hospital at home probably makes little or no difference to functional status (mean difference 0.34, 95% CI -0.18 to 0.86; N = 639; I² = 61%, moderate-certainty evidence; [Analysis 2.6](#)). One trial

(Cunliffe 2004) that recruited older people with a mix of medical and surgical conditions reported improved scores for those allocated to early discharge hospital at home on two domains of the Nottingham Extended Activities of Daily Living Scale: activities in the kitchen (mean difference 1.1, 95% CI 0.2 to 2.3), and domestic activities (mean difference 1.1, 95% CI 0.2 to 2.0) at three-month follow-up, but not for mobility or leisure. There was substantial heterogeneity between trials.

Patient-reported outcomes

Twelve trials assessed patient-reported outcomes, including quality of life, self-assessed health status, cognitive functioning and psychological well-being (Analysis 2.7). One trial reported improved scores on psychological well-being, using the General Health Questionnaire for participants allocated to early discharge hospital at home (mean difference -2.4, 95% CI -4.1 to -0.7) at three months, and at 12 months follow-up (mean difference -1.9, 95% CI -3.5 to -0.4) (Cunliffe 2004; Analysis 2.7.4). The remaining trials reported little or no difference between groups for older people with a mix of conditions and patients with COPD (see Analysis 2.7 for details on the measures used).

Clinical complications

One study reported the number of participants experiencing delirium, with fewer participants experiencing delirium during rehabilitation in those allocated to early discharge hospital at home, as measured by days of delirium during rehabilitation (Treatment: 3/530, standard deviation (SD) 0.6; Control: 12/376, SD 3.2, $P = 0.003$; Caplan 2006).

Living in an institutional setting at follow-up

Hospital at home may lower the risk of living in an institutional setting at one-year follow-up (RR 0.69, 95% CI 0.48 to 0.99; $N = 484$; 3 trials, $I^2 = 45\%$, low-certainty evidence; Analysis 2.8), or at a shorter follow-up time (Analysis 2.9).

Patient satisfaction

Six trials reported patient satisfaction ($N = 900$; low-certainty evidence; Analysis 2.10). Two of the trials reported increased levels of satisfaction for those allocated to early discharge hospital at home (Caplan 2006; Ojoo 2002), and four trials reported little or no difference (Harris 2005; Richards 1998; Shepperd 1998; Utens 2012). One trial that interviewed patients reported that most of them were very positive about their experience, and cited good communication, frequent and timely visits and close attention to detail as positive aspects of the service (Cunliffe 2004; data not tabulated).

Caregiver outcomes

Five trials measured caregiver outcomes, including strain and general health. Three reported little or no difference (Cunliffe 2004; Shepperd 1998; Utens 2012), while two found less caregiver strain in early discharge hospital at home (Harris 2005; Tibaldi 2013; Analysis 2.11). Three trials reported that early discharge hospital at home may increase carer satisfaction (Harris 2005; Ojoo 2002; Utens 2012), and two reported little or no difference (Caplan 2006; Shepperd 1998).

Staff views

One trial reported that staff perceived that providing care in the patients' homes facilitated participation in rehabilitation, that the service was better staffed than the usual discharge services provided, and that rehabilitation services were co-ordinated with social care (Cunliffe 2004; results not tabulated); and a second trial reported little or no difference in general practitioners' level of satisfaction (Caplan 2006) (Analysis 2.12).

Length of hospital stay

Eight trials reported a reduction in hospital length of stay for older people with a medical condition that ranged from -0.36 to -22 days ($N = 767$, moderate-certainty evidence), and three trials that recruited patients with COPD reported a reduction of one to two days (Analysis 2.13). We did not combine data for older people with a medical condition, due to variation among study populations and because some of the trials did not provide standard deviations. We combined data for four trials and found that early discharge hospital at home probably reduces hospital length of stay (mean difference -6.76 days, 95% CI -10.60 to -2.92, $N = 613$; $I^2 = 79\%$; Analysis 2.14); however, results should be interpreted with caution, due to substantial heterogeneity.

We pooled data from three trials that reported both length of stay in hospital and hospital at home; early discharge hospital at home may increase the number of days of health care received (mean difference 6.43, 95% CI 2.84 to 10.03, $N = 378$, $I^2 = 0\%$; Analysis 2.15).

Use of healthcare resources and cost

Seven trials reported the costs associated with the intervention, with variation in estimates partly reflecting the different healthcare resources that were measured and how these were valued (Analysis 2.16.1; very low-certainty evidence). Two trials that recruited older people with a medical condition reported little or no difference (Shepperd 1998; Utens 2012), and three trials found that early discharge may reduce healthcare costs (Caplan 2006; Cunliffe 2004 as reported by Miller 2005; Ince 2014). One trial reported that early discharge hospital at home may increase the per patient cost

(Harris 2005). One trial, that recruited patients with COPD reported that early discharge hospital at home may increase health-care costs (based on variable healthcare costs over a hospital length of stay) (Shepperd 1998), two trials reported that early discharge hospital at home may lower costs (based on an average cost per day) (Cotton 2002; Skwarska 2000), and a third trial little or no difference (Utens 2012).

3. Early discharge hospital at home following elective surgery

We report the results of eight trials evaluating the effectiveness of hospital at home for patients discharged early from hospital following elective surgery. Most of the trials recruited patients recovering from orthopaedic surgery (Crotty 2000; Karlsson 2016; Palmer Hill 2000; Richards 1998; Shepperd 1998), followed by surgery for hernia and varicose veins (Adler 1978; Ruckley 1978) and coronary artery bypass grafting (Booth 2004).

Mortality

Three trials reported data on mortality for patients following surgery, with little or no difference (N = 856, low-certainty evidence; Analysis 3.1).

Hospital readmission

Five trials reported hospital readmission. Early discharge hospital at home may lead to little or no difference in readmission to hospital during follow-up (low-certainty evidence, N = 1229; Analysis 3.2).

Functional status

Two trials assessed functional status using the Barthel Index (low-certainty evidence; Analysis 3.3). Crotty 2002 reported that early discharge hospital at home may improve functional status (median difference in change score at four months follow-up 3.00, $P < 0.05$); and Richards 1998 reported that early discharge hospital at home makes little or no difference to functional status at three months follow-up (mean difference 0.17, 95% CI -0.76 to 1.10) (higher scores indicate more independence).

Patient-reported outcomes

Six trials assessed patient-reported outcomes, specifically considering quality of life and self-reported health status (Analysis 3.4), and found that early discharge hospital at home probably leads to little or no difference in patient-reported outcomes (moderate-certainty evidence).

Clinical complications

There was little or no difference in clinical complications for patients recovering from hernia repair, bypass surgery or varicose vein surgery in the three trials reporting this outcome, two of which were conducted nearly 40 years ago (Adler 1978; Booth 2004; Ruckley 1978; Analysis 3.5).

Living in an institutional setting at follow-up

Data on place of residence at follow-up were not reported.

Patient satisfaction

Early discharge hospital at home may slightly improve patient satisfaction (N = 1229, low-certainty evidence; Analysis 3.6). In one trial (Ruckley 1978) patients in the early discharge group reported an increased advantage for themselves compared to those staying in hospital (Treatment: 108/117 (92.3%); Control: 95/121 (78.5%), difference 13.8%, 95% CI 5% to 23%, $P < 0.01$). Participants recovering from a hip or knee replacement, hysterectomy (Shepperd 1998), hernia or varicose vein repair (Adler 1978), fractured neck of femur (Crotty 2000) or a mix of orthopaedic surgical procedures (Richards 1998) reported little or no difference in satisfaction. Differences were reported for patients' preferred place of care, with each group of patients preferring care at home (difference for patients recovering from a hip replacement 35.7%, 95% CI 16.7% to 54.8%; difference for patients recovering from a knee replacement 34%, 95% CI 14% to 54%; difference for women recovering from a hysterectomy 19%, 95% CI 8% to 30%) (Shepperd 1998).

Caregiver outcomes

Four trials reported on caregiver outcomes (low-certainty evidence; Analysis 3.7). In three trials (Adler 1978; Ruckley 1978; Shepperd 1998) early discharge hospital at home led to caregivers of patients who had received elective surgery (varicose veins, hernia repair, hysterectomy) being less satisfied; and two other trials reported little or no difference for carer strain and satisfaction for caregivers of patients recovering from a hip or knee replacement (Shepperd 1998) or fractured neck of femur (Crotty 2000). Gunnel 2000 (secondary publication to Richards 1998) reported little or no difference in caregiver outcomes for 133 carers, measured by the Carer Strain Index.

Staff views

Four studies reported on staff views of early discharge hospital at home for patients following surgery; general practitioners of participants allocated to both groups reported similar workloads (Analysis 3.8).

Hospital length of stay

Six trials reported on hospital length of stay. Early discharge hospital at home probably reduces hospital length of stay for patients recovering from orthopaedic surgery (MD -4.44 days, 95% CI -6.37 to -2.51; N = 411; 4 trials; I² 0%; [Analysis 3.9](#)), and for patients recovering from bypass surgery (MD -2.7 days; P < 0.001; low-certainty evidence; [Analysis 3.10](#)). We did not include one trial recruiting participants recovering from hip surgery in the analysis, as it did not report usable data; the study authors reported participants allocated to the intervention group had a hospital stay shorter than participants allocated to the control group (Intervention: median 17, Q1 - Q3 12 - 26; Control: Median 23, Q1 - Q3 17 - 32). The intervention probably leads to an increase in total days of health care provided (hospital length of stay plus hospital at home length of stay) (MD 2.79, 95% CI 0.77 to 4.81; N = 245; 2 trials; I² 0%; [Analysis 3.11](#)). However, interpretation of these results is limited by the small number of studies that recruited a small number of participants.

Use of healthcare resources and cost

It is uncertain if early discharge hospital at home leads to a reduction in costs to the health service (very low-certainty evidence; [Analysis 3.12](#)). One trial, that recruited patients with a mix of medical and surgical patients (Coast 1998, publication related to [Richards 1998](#)), reported that hospital at home may be less costly than hospital care when using average costs for hospital length of stay (mean cost per patient over three months GBP 2516 versus GBP 3292). Another trial, that accounted for the marginal costs incurred during a patient's episode of hospital care (and hence the marginal savings of early discharge) reported that early discharge hospital at home may make little or no difference to healthcare costs for patients recovering from a hip or knee replacement, or hysterectomy ([Shepperd 1998](#)), and a second trial also reported little or no difference at 12 months follow-up for patients recovering from bypass surgery ([Booth 2004](#)). Two trials reported cost data from 40 years ago ([Adler 1978](#); [Ruckley 1978](#)).

ADDITIONAL SUMMARY OF FINDINGS *[Explanation]*

Effect of early discharge hospital at home for patients with a mix of conditions						
Patient or population: older patients with a mix of conditions who otherwise would require acute hospital inpatient care Setting: Australia, Chile, Italy, New Zealand, Spain, The Netherlands, Turkey, United Kingdom Intervention: early discharge hospital at home Comparison: usual care						
Outcomes	Illustrative comparative risks* (95% CI)		Relative effect (95% CI)	Number of participants (studies)	Certainty of the evidence (GRADE)	Comments
	Without early discharge hospital at home (assumed risk)	With early discharge hospital at home (corresponding risk)				
Mortality	Patients with a mix of conditions (3 - 6 month follow-up)		RR 1.07 (0.76 to 1.49)	1247 (8 trials)	⊕⊕⊕○ Moderate ¹	
	93 per 1000	100 per 1000 (71 to 139)				
Mortality	Patients with COPD (2 - 3 month follow-up)		RR 0.53 (0.25 to 1.12)	496 (5 trials)	⊕⊕○○ Low ²	
	69 per 1000	35 per 1000 (17 to 77)				
Hospital readmission	Patients with a mix of conditions (3 months follow-up)		RR 1.25 (0.98 to 1.58)	1276 (9 trials)	⊕⊕⊕○ Moderate ¹	
	148 per 1000	191 per 1000 (146 to 247)				
Hospital readmission	Patients with COPD (3 months follow-up)		RR 0.86 (0.66 to 1.13)	496 (5 trials)	⊕⊕○○ Low ²	

	317 per 1000	272 per 1000 (209 to 358)				
Living in an institutional setting (mix of conditions) at 1-year follow-up	233 per 1000	161 per 1000 (112 to 231)	RR 0.69 (0.48 to 0.99)	484 (3 trials)	⊕⊕○○ Low ²	
Patient satisfaction	Early discharge hospital at home may slightly improve satisfaction with healthcare received for older people with a mix of healthcare conditions		-	900 (6 trials)	⊕⊕○○ Low ²	
Hospital length of stay	The effect of early discharge hospital at home on hospital length of stay for older patients with a mix of conditions ranged from a reduction of 20 days to a reduction of less than half a day			767 (7 trials)	⊕⊕⊕○ Moderate ¹	Data were not combined for older people with a medical condition due to variation among study populations and because some of the trials did not provide standard deviation
Cost	It is uncertain if early discharge hospital at home leads to a reduction in costs to the health service		-	1369 (8 trials)	⊕○○○ Very low ³	

*The risk in the intervention group (and its 95% confidence interval) is based on the assumed risk in the comparison group and the relative effect of the intervention (and its 95% CI).

CI: Confidence interval; MD: Mean difference; RR: Risk ratio; COPD: Chronic obstructive pulmonary disease

GRADE Working Group grades of evidence

High certainty: We are very confident that the true effect lies close to that of the estimate of the effect

Moderate certainty: We are moderately confident in the effect estimate: The true effect is likely to be close to the estimate of the effect, but there is a possibility that it is substantially different

Low certainty: Our confidence in the effect estimate is limited: The true effect may be substantially different from the estimate of the effect

Very low certainty: We have very little confidence in the effect estimate: The true effect is likely to be substantially different from the estimate of effect

- ¹ Downgraded 1 points for imprecision due to wide CIs.
- ² Downgraded 2 points for imprecision due to wide CIs.
- ³ Downgraded 3 points due to inconsistency and imprecision.

Effect of early discharge hospital at home for patients recovering from surgery						
Patient or population: patients recovering from surgery who otherwise would require acute hospital inpatient care Setting: Australia, Sweden, United Kingdom Intervention: early discharge hospital at home Comparison: usual care						
Outcomes	Illustrative comparative risks* (95% CI)		Relative effect (95% CI)	Number of participants (studies)	Certainty of the evidence (GRADE)	Comments
	Without early discharge hospital at home (assumed risk)	With early discharge hospital at home (corresponding risk)				
Mortality	Early discharge hospital at home probably leads to little or no difference in mortality		-	856 (3 trials)	⊕⊕○○ ¹ Low	
Hospital readmission	Early discharge hospital at home probably leads to little or no difference in readmission to hospital		-	1229 (5 trials)	⊕⊕○○ ¹ Low	
Living in an institutional setting	Data on place of residence at follow-up were not reported.		-	-	-	
Patient satisfaction	Early discharge hospital at home may slightly improve satisfaction with healthcare received		-	1229 (5 trials)	⊕⊕○○ Low ¹	
Hospital length of stay (patients recovering from orthopaedic surgery)	The mean hospital length of stay in the control groups ranged from 11.9 to 41.9	The mean hospital length of stay in the intervention groups was 4.44 lower (95% CI 6.37 to 2.51 lower)	MD -4.44 (-6.37 to -2.51)	411 (4 trials)	⊕⊕⊕○ Moderate ²	
Cost	It is uncertain if early discharge hospital at home leads to a reduction in costs to the health service		-	1129 (5 trials)	⊕○○○ Very low ³	

***The risk in the intervention group** (and its 95% confidence interval) is based on the assumed risk in the comparison group and the **relative effect** of the intervention (and its 95% CI).

CI: Confidence interval; **MD:** Mean difference; **RR:** Risk ratio

GRADE Working Group grades of evidence

High certainty: We are very confident that the true effect lies close to that of the estimate of the effect

Moderate certainty: We are moderately confident in the effect estimate: The true effect is likely to be close to the estimate of the effect, but there is a possibility that it is substantially different

Low certainty: Our confidence in the effect estimate is limited: The true effect may be substantially different from the estimate of the effect

Very low certainty: We have very little confidence in the effect estimate: The true effect is likely to be substantially different from the estimate of effect

¹ Downgraded 2 points due to inconsistency and imprecision.

² Downgraded 1 point due to imprecision.

³ Downgraded 3 points due to inconsistency and imprecision.

DISCUSSION

Summary of main results

We included 32 trials in this systematic review of early discharge hospital at home. For patients recovering from a stroke, early discharge hospital at home probably makes little or no difference to mortality at three to six months (moderate-certainty evidence) and may make little or no difference to the risk of readmission (low-certainty evidence). There is moderate-certainty evidence that hospital length of stay is reduced, and the risk of living in an institutional setting at six-month follow-up may be lower (low-certainty evidence). The intervention might slightly improve patient satisfaction (low-certainty evidence). It is uncertain whether hospital at home has an effect on cost to the health service for people recovering from a stroke (very low-certainty evidence). For patients with a mix of medical conditions, early discharge hospital at home probably makes little or no difference to mortality (moderate-certainty evidence); and may increase the risk of readmission. There was insufficient information to determine the effect on mortality and readmission in trials recruiting participants with COPD (low-certainty evidence). Early discharge hospital at home probably reduces hospital length of stay for older patients with a mix of conditions (moderate-certainty evidence). The intervention might slightly improve patient satisfaction and the risk of living in an institutional setting (low-certainty evidence), and it is uncertain whether it has an effect on costs (very low-certainty evidence). For patients undergoing elective surgery, hospital at home may make no difference to mortality or to readmission to hospital (low-certainty evidence). We could not establish the effects of hospital at home on the risk of living in institutional care due to a lack of data. The intervention might slightly improve patient satisfaction (low-certainty evidence). People allocated to early discharge hospital at home were discharged on average four days earlier than people allocated to usual inpatient care (moderate-certainty evidence). It is uncertain whether hospital at home has an effect on costs to the health service (very low-certainty evidence).

Overall completeness and applicability of evidence

Most trials reported data on the main outcomes. A major limitation is the lack of data on the impact on informal caregivers. While the aim of early discharge hospital at home is to reduce hospital length of stay, the impact on health service costs is uncertain. It is possible that the provision of early discharge hospital at home may offset any reduction in days of health care provided and cost. It is important to take into account the transitional nature of early discharge hospital at home when determining effectiveness, as the organisation and delivery of health care changes over time. For example, two of the trials included in this review were conducted

nearly 40 years ago. Both trials evaluated the early discharge of patients following elective surgery that is now routinely provided as day-case surgery (Adler 1978; Ruckley 1978). Given the overall reduction in hospital length of stay, the use of day-case surgery and the introduction of minimally invasive surgery, these trials have limited relevance today. Conversely, there are some conditions, such as myocardial infarction, where it has been reported that admission to hospital has been avoided by the use of hospital at home (Hill 1978; Mather 1976). However, with the advent of thrombolytic therapy it may no longer be appropriate for these patients to receive all their care outside a secondary-care setting. Problems can also arise when comparisons are made between countries. For example, the expansion of home care services in some countries, such as the USA, may resemble primary care services already established in another country, not hospital at home care (Hughes 2000).

Other factors may restrict the degree to which early discharge hospital at home can be implemented, for example a caregiver's willingness to take on the responsibilities associated with hospital at home. About one-third of the trials excluded participants based on caregiver availability; trials recruiting older people with a mix of conditions were more likely to have caregiver availability as an inclusion criterion (46%), when compared with trials recruiting those recovering from a stroke or having elective surgery (30% and 25%, respectively). Of the trials that did not exclude participants based on caregivers' availability, none looked into its impact on the outcomes. Another limiting factor for implementation is the level of disability, with one trial reporting that the least disabled patients were more likely to be eligible (Crotty 2000). Additionally, two trials reported that only between 1% and 2% of older adults admitted to hospital were referred to early discharge hospital at home schemes (Cunliffe 2004; Shepperd 1998).

Seven trials reported participants' socio-economic characteristics, namely ethnic background (Crotty 2002; Cunliffe 2004; Rudd 1997; Widén Holmqvist 1998), educational level (Tibaldi 2013; Widén Holmqvist 1998), and social class (Richards 1998; Shepperd 1998; Widén Holmqvist 1998). Probably because the trials were small, these characteristics were not taken into account when analysing the results. All but three studies (Ince 2014, Turkey; Rada 2008, Chile; Suwenwela 2001, Thailand) were conducted in high-income countries.

The environment in which these services are being delivered may impact on the implementation of early discharge hospital at home. It may be that schemes such as hospital at home provide a cost-effective alternative to acute care if the running costs of the local hospital are relatively high. For example, the costs of a city teaching hospital are likely to exceed those of a district general hospital, making it more likely that an alternative service with few fixed costs, such as hospital at home, would compare favourably in terms of cost. Differences in the way the service is delivered may also account for differences in cost, for example some of the trials included in the review evaluated hospital at home schemes

that did not provide 24-hour care. The closure of a ward in favour of hospital at home is less realistic if, as is often the case, patients are admitted to hospital at home from a variety of different wards and across a number of clinical areas. Although this has the advantage of increasing the number of patients admitted to hospital at home, it makes it difficult to release resources from secondary care. However, these type of services may help at the edges of a health system that is running at capacity.

All of these factors limit the number of participants eligible for early discharge hospital at home. [Crotty 2002](#) compared those eligible for their trial with those who were not, and found that while staff estimated that 36% of patients recovering from a fractured hip were eligible for their trial, only 20% were both eligible and consented to take part in the trial. [Cunliffe 2004](#) reports that just 2% of all medical admissions of older people to hospital were referred to an early discharge hospital at home scheme, and [Shepperd 1998](#) that about 1% were. [Crotty 2002](#) concluded that their hospital at home service was suitable for the least disabled group of patients and remains an unacceptable option for some patients and their families. In a sensitivity analysis, [Anderson 2000](#) found that the severity of the patient's condition determined the cost difference between early discharge hospital at home and inpatient care, with home-based care being more cost-effective than hospital care if limited to patients with mild disability.

Certainty of the evidence

All of the studies included in this review were randomised trials, the majority of which we assessed as being at a low risk of bias. We downgraded the evidence for almost all the outcomes due to imprecision, as most of the trials had relatively small sample sizes and reported wide confidence intervals. More than half of the trials recruited fewer than 100 participants, and half of all the participants included in this review were recruited by one-fifth of the trials. The results reported by the trials were consistent for the main outcomes of mortality and hospital readmission, were broadly similar for patient satisfaction, but with some inconsistency for hospital length of stay. Only a small subgroup of the trials reported data on whether participants were living in an institutional setting at follow-up. The impact on healthcare costs and carer burden is uncertain.

Potential biases in the review process

We conducted an extensive search that included different databases of published articles and sources of unpublished literature, limiting publication bias. We have established an international network of people working in this field who alert us to new randomised trials. One review author screened title and abstracts, but we adopted a highly sensitivity approach in order to decrease the likelihood of missing a relevant study for inclusion. Two review authors screened all full texts to reduce the risk of missing a study for inclusion,

and the review authors discussed studies for possible inclusion to check that we had applied the inclusion criteria consistently. Five review authors assessed the certainty of evidence using the GRADE criteria.

Agreements and disagreements with other studies or reviews

Two recently published reviews have assessed the effect of hospital at home programmes for patients with COPD, and reported that early discharge hospital at home may reduce the number of readmissions, with the quality of evidence rated as very low ([McCurdy 2012](#)) and moderate ([Jeppesen 2012](#)). One review focused on patients with heart failure, and reported that there was a small increase in time to readmission and health-related quality of life, as well as decreased costs; the authors considered the evidence to be of modest quality ([Qaddoura 2015](#)). One review assessed services that reduced the duration of hospital care for patients recovering from an acute stroke, although not all of the interventions provided early discharge hospital at home; the findings from this review of a reduction in hospital length of stay and improved patient satisfaction with these services are similar to our review ([Fearon 2012](#)).

AUTHORS' CONCLUSIONS

Implications for practice

A policy aim is for early discharge hospital at home to relieve pressure on hospital beds by providing health care in a patient's home, and also to support the realignment of health systems to meet the needs of older people by providing a range of alternatives to inpatient admission ([WHO 2015](#)). This review provides low- to moderate-certainty evidence that hospital at home does not adversely affect mortality, hospital readmission, or functional status. Although the findings of the review indicate that hospital at home decreases the length of hospital stay, as indicated by the average number of days the patients spend in hospital, there is insufficient objective evidence of the cost to the health service or patient satisfaction. The findings of the review do not demonstrate that early discharge hospital at home is so expensive that existing schemes for patients recovering from a stroke, and older patients recovering from a mix of conditions, including orthopaedic surgery, COPD, or patients who have had elective surgery, should be discontinued. However the way these services are implemented will impact on healthcare resources, as reflected by the variation in hospital length of stay among some of the trials.

The low volume of patients recruited to the studies suggests that due to a variety of factors (e.g. level of health care required, carer availability) only a small proportion of patients receiving inpatient

hospital care are eligible for early discharge hospital at home. Caregiver willingness was a feature of about one-third of the studies and this may in turn impact on how these services reduce costs and reliance on secondary care in general. Variation in the measurement and results from the analysis of costs incurred from the studies is a source of uncertainty that warrants further investigation.

Implications for research

Future primary research should focus on rigorous evaluations of the implementation of early discharge hospital at home schemes for the following patient groups: those recovering from a stroke, those with chronic obstructive pulmonary disease and older patients with a mix of conditions requiring an acute hospital inpatient stay. Patient health outcomes, patient and caregiver satisfaction, clinical complications, resource utilisation and costs should be measured using standardised methods, and studies should include a formal, planned economic analysis using costs that are sensitive to the different resources used during an episode of care. Trials should determine how early discharge hospital at home impacts on the health system, and how other services (such as social care, community hospitals, and other forms of intermediate care) interact with and support the functioning of these services. There is a lack of research data on how these types of schemes are implemented once the restrictions of a research design have been removed, for example if the range of patients admitted increases to include those who are less dependent. Implementation research could shed light on the way these services evolve outside a research setting, and why some of these services alter in terms of the types

of patients they admit and the goals of the service. Related to this and to the expansion of this type of service are caregivers' views and the burden they may experience by participating in hospital at home care. While there are a small amount of data on those participating in trials, little is known about how caregivers view these types of service outside a research setting, i.e. those eligible but not consenting to take part in a trial and those outside a research setting who have the option of using hospital at home.

ACKNOWLEDGEMENTS

The authors would like to acknowledge the valuable advice from Mike Clarke and comments on earlier versions of this review from Jeremy Grimshaw and Andy Oxman, as well as Nia Roberts and Paul Miller for developing and updating the searches, Sofia Massa for providing statistical review on the current version of the review, Julia Worswick and Atle Fretheim for the editorial support provided by the EPOC group, and the Cochrane Editorial Unit and external referee Stuart Parker for their feedback on the current version of the review. The authors would also like to acknowledge Roger Harris and Finbarr Martin for authorship contributions to previous versions of this review. This project was supported by the National Institute for Health Research, via Cochrane Infrastructure funding and a Cochrane programme grant to the EPOC Group. The views and opinions expressed here are those of the authors and do not necessarily reflect those of the Systematic Reviews Programme, NIHR, NHS or the Department of Health.

REFERENCES

References to studies included in this review

Adler 1978 *{published data only}*

Adler MW, Waller JJ, Creese A, Thorne SC. Randomised controlled trial of early discharge for inguinal hernia and varicose veins. *Journal of Epidemiology and Community Health* 1978;**32**(2):136–42.

Anderson 2000 *{published data only}*

Anderson C, Mhurchu CN, Rubenach S, Clark M, Spencer C, Winsor A. Home or hospital for stroke rehabilitation? Results of a randomized controlled trial: II: cost minimization analysis at 6 months. *Stroke* 2000;**31**(5):1032–7.

* Anderson C, Rubenach S, Mhurchu CN, Clark M, Spencer C, Winsor A. Home or hospital for stroke rehabilitation? Results of a randomized controlled trial: I: health outcomes at 6 months. *Stroke* 2000;**31**(5):1024–31.

Askim 2004 *{published data only}*

Askim T, Rohweder G, Lydersen S, Indredavik B. Evaluation of an extended stroke unit service with early supported discharge for patients living in a rural community. A

randomized controlled trial. *Clinical Rehabilitation* 2004;**18**:238–48.

Bautz-Holter 2002 *{published and unpublished data}*

Bautz-Holter E, Sveen U, Rygh J, Rodgers H, Wyller TB. Early supported discharge of patients with acute stroke: a randomized controlled trial. *Disability and Rehabilitation* 2002;**24**(7):348–55.

Booth 2004 *{published data only}*

Booth JE, Roberts JA, Flather M, Lamping DL, Mister R, Abdalla M, et al. A trial of early discharge with homecare compared to conventional hospital care for patients undergoing coronary artery bypass grafting. *Heart* 2004;**90**(11):1344–5.

Caplan 2006 *{published data only}*

Caplan GA, Coconis J, Board N, Sayers A, Woods J. Does home treatment affect delirium? A randomised controlled trial of rehabilitation of elderly and care at home or usual treatment (The REACH-OUT trial). *Age and Ageing* 2006;**35**(1):53–60.

- Cotton 2002** *{published data only}*
Cotton MM, Bucknall CE, Dagg KD, Johnson MK, MacGregor G, Stewart C, et al. Early discharge for patients with exacerbations of chronic obstructive pulmonary disease: a randomised controlled trial. *Thorax* 2000;**55**(11): 902–6.
- Crotty 2002** *{published data only}*
Crotty M, Whitehead CH, Gray S, Finucane PM. Early discharge and home rehabilitation after hip fracture achieves functional improvements: a randomised controlled trial. *Clinical Rehabilitation* 2002;**16**(4):406–13.
- Cunliffe 2004** *{published and unpublished data}*
Cunliffe A, Gladman JRF, Husbands SL, Miller P, Dewey ME, Harwood RH. Sooner and healthier: a randomised controlled trial and interview study of an early discharge rehabilitation service for older people. *Age and Ageing* 2004;**33**(3):246–52.
- Díaz Lobato 2005** *{published data only}*
Díaz Lobato S, González Lorenzo F, Gómez Mendieta MA, Mayoralas Alises S, Martín Arechabala I, Villasante Fernández-Montes C. Evaluation of a home hospitalisation program in patients with COPD exacerbations [Evaluación de un programa de hospitalización domiciliaria en pacientes con EPOC agudizada]. *Archivos de Bronconeumología* 2005;**41**(1):5–10.
- Donald 1995** *{published data only}*
Donald IP, Baldwin RN, Bannerjee M. Gloucester hospital-at-home: a randomized controlled trial. *Age and Ageing* 1995;**24**(5):434–9.
- Donnelly 2004** *{published and unpublished data}*
Donnelly M, Power M, Russell M, Fullerton K. Randomised controlled trial of an early discharge rehabilitation service: the Belfast Community Stroke Trial. *Stroke* 2004;**35**(1): 127–33.
- Harris 2005** *{published and unpublished data}*
Harris R, Ashton T, Broad J, Connolly G, Richmond D. The effectiveness, acceptability and costs of a hospital-at-home service compared with acute hospital care: a randomized controlled trial. *Journal of Health Services and Research Policy* 2005;**10**(3):158–66.
- Ince 2014** *{published data only}*
Ince AT, Senturk H, Singh VK, Yildiz K, Danalio ş lu A, Cinar A, et al. A randomized controlled trial of home monitoring versus hospitalization for mild non-alcoholic acute interstitial pancreatitis: a pilot study. *Pancreatology* 2014;**14**(3):174–8. DOI: 10.1016/j.pan.2014.02.007
- Indredavik 2000** *{published data only}*
Indredavik B, Bakke F, Slordahl SA, Rokseth R, Haheim LL. Benefit of an extended stroke unit service with early supported discharge: A randomized, controlled trial. *Stroke* 2000;**31**(12):2989–2994.
- Karlsson 2016** *{published data only}*
Karlsson A, Berggren M, Gustafson Y, B Olofsson, Lindelöf N, Stenvall M. Effects of geriatric interdisciplinary home rehabilitation on walking ability and length of hospital stay after hip fracture: A randomized controlled trial. *Journal of the American Medical Directors Association* 2016;**17**(5): 464.e9–e464.e15. DOI: 10.1016/j.jamda.2016.02.001
- Manchester FASTER** *{unpublished data only}*
Dey P, Woodman M. FASTER Trial group. Data on file 2006.
- Martin 1994** *{published and unpublished data}*
Martin F, Oyewole A, Moloney A. A randomized controlled trial of a high support hospital discharge team for elderly people. *Age and Ageing* 1994;**23**(3):228–34.
- Mayo 2000** *{published and unpublished data}*
* Mayo NE, Wood-Dauphinee S, Cote R, Gayton D, Carlton J, Buttery J, et al. There's no place like home: an evaluation of early supported discharge for stroke. *Stroke* 2000;**31**(5):1016–23.
Teng J, Mayo NE, Latimer E, Hanley J, Wood-Dauphinee S, Côté R, et al. Costs and caregiver consequences of early supported discharge for stroke patients. *Stroke* 2003;**34**(2): 528–36.
- Ojoo 2002** *{published data only}*
Ojoo JC, Moon T, McGlone S, Martin K, Gardiner ED, Greenstone MA, et al. Patients' and carers' preferences in two models of care for acute exacerbations of COPD: results of a randomised controlled trial. *Thorax* 2002;**57**(2):167–9.
- Palmer Hill 2000** *{published data only}*
Palmer Hill S, Flynn J, Crawford EJP. Early discharge following total knee replacement - a trial of patient satisfaction and outcomes using an orthopaedic outreach team. *Journal of Orthopaedic Nursing* 2000;**4**:121–6.
- Rada 2008** *{unpublished data only}*
Rada G. Effectiveness, costs and user satisfaction in home hospitalisation as a model for early discharge from the hospital, in patients with low to moderate risk [Eficacia, costos y satisfacción usuaria de la hospitalización en domicilio como modelo de alta precoz desde el hospital, en pacientes de riesgo bajo y moderado]. Santiago, Chile: Fondo Nacional de Investigación y Desarrollo en Salud - FONIS. Report No.: SA08I20007 2008.
- Richards 1998** *{published and unpublished data}*
Coast J, Richards SH, Peters TJ, Gunnell DJ, Darlow MA, Pounsford J. Hospital at home or acute hospital care? A cost minimisation analysis. *BMJ* 1998;**316**(7147):1802–6.
Gunnell D, Coast J, Richards S, Peters T, Pounsford J, Darlow M. How great a burden does early discharge to hospital-at-home impose on carers? A randomized controlled trial. *Age and Ageing* 2000;**29**(2):137–42.
* Richards SH, Coast J, Gunnell DJ, Peters TJ, Pounsford J, Darlow MA. Randomised controlled trial comparing effectiveness and acceptability of an early discharge, hospital at home scheme with acute hospital care. *BMJ* 1998;**316** (7147):1796–801.

- Rodgers 1997** *{published and unpublished data}*
McNamee P, Christensen J, Soutter J, Rodgers H, Craig N, Pearson P. Cost analysis of early supported hospital discharge for stroke. *Age and Ageing* 1998;**27**:345–51.
* Rodgers H, Soutter J, Kaiser W, Pearson P, Dobson R, Skilbeck C, et al. Early supported hospital discharge following acute stroke: pilot study results. *Clinical Rehabilitation* 1997;**11**(4):280–7.
- Ruckley 1978** *{published data only}*
Ruckley CV, Cuthbertson C, Fenwick N, Prescott RJ, Garraway WM. Day care after operations for hernia or varicose veins: a controlled trial. *British Journal of Surgery* 1978;**65**(7):456–9.
- Rudd 1997** *{published and unpublished data}*
Beech R, Rudd A, Tilling K, Wolfe C. Economic consequences of early inpatient discharge to community-based rehabilitation for stroke in an inner-London teaching hospital. *Stroke* 1999;**30**(4):729–35.
* Rudd AG, Wolfe CD, Tilling K, Beech R. Randomised controlled trial to evaluate early discharge scheme for patients with stroke. *BMJ* 1997;**315**(7115):1039–44.
- Shepperd 1998** *{published and unpublished data}*
Shepperd S, Harwood D, Gray A, Vessey M, Morgan P. Randomised controlled trial comparing hospital at home care with inpatient hospital care. II: cost minimisation analysis. *BMJ* 1998;**316**(7147):1791–6.
* Shepperd S, Harwood D, Jenkinson C, Gray A, Vessey M, Morgan P. Randomised controlled trial comparing hospital at home care with inpatient hospital care. I: three month follow up of health outcomes. *BMJ* 1998;**316**(7147):1786–91.
- Skwarska 2000** *{published data only}*
Skwarska E, Cohen G, Skwarski KM, Lamb C, Bushell D, Parker S, et al. Randomised controlled trial of supported discharge in patients with exacerbations of chronic obstructive pulmonary disease. *Thorax* 2000;**55**(11):907–12.
- Suwanwela 2001** *{published data only}*
Suwanwela NC, Phanthumchinda K, Limtongkul S, Suvanprakorn P. Thai Red Cross Volunteers Bureau. Comparison of short (3-day) hospitalization followed by home care treatment and conventional (10-day) hospitalization for acute ischemic stroke. *Cerebrovascular Disease* 2002;**13**(4):267–71.
- Tibaldi 2013** *{published data only}*
Tibaldi V, Isaia G, Bergerone S, Moiraghi C, Gariglio F, Marchetto C, et al. A randomized clinical trial on the efficacy of an early discharge to a hospital at home service of elderly patients with acute decompensation of severe chronic heart failure [Studio clinico randomizzato sull'efficacia della dimissione precoce in ospedalizzazione a domicilio di pazienti anziani con scompenso cardiaco cronico avanzato riacutizzato]. *Giornale di Gerontologia* 2013;**61**:69–73.
- Utens 2012** *{published data only}*
* Utens CM, Goossens LM, Smeenk FW, Rutten-van Mólken MP, Van Vliet M, Braken MW, et al. Early assisted

- discharge with generic community nursing for chronic obstructive pulmonary disease exacerbations: Results of a randomised controlled trial. *BMJ Open* 2012;**2**(5):pii: e001684. DOI: 10.1136/bmjopen-2012-001684
Utens CM, Goossens LM, Smeenk FW, Van Schayck OC, Van Litsenburg W, Janssen A, et al. Effectiveness and cost-effectiveness of early assisted discharge for chronic obstructive pulmonary disease exacerbations: The design of a randomised controlled trial. *BMC Public Health* 2010;**10**:618. DOI: 10.1186/1471-2458-10-618
Utens CM, Goossens LM, Smeenk FW, Van Schayck OC, Van Litsenburg W, Janssen A, et al. Effectiveness and cost-effectiveness of early assisted discharge for chronic obstructive pulmonary disease exacerbations: The design of a randomised controlled trial. *BMC Public Health* 2010;**10**:618. DOI: 10.1186/1471-2458-10-618
Utens CM, Goossens LM, Van Schayck OC, Rutten-van Mólken MP, Van Litsenburg W, Janssen A, et al. Patient preference and satisfaction in hospital-at-home and usual hospital care for COPD exacerbations: Results of a randomised controlled trial. *International Journal of Nursing Studies* 2013;**50**(11):1537–49. DOI: 10.1016/j.ijnurstu.2013.03.006
Utens CM, Van Schayck OC, Goossens LM, Rutten-van Mólken MP, DeMunck DR, Seezink W, et al. Informal caregiver strain, preference and satisfaction in hospital-at-home and usual hospital care for COPD exacerbations: Results of a randomised controlled trial. *International Journal of Nursing Studies* 2014;**51**(8):1093–102. DOI: 10.1016/j.ijnurstu.2014.01.002

- Widén Holmqvist 1998** *{published and unpublished data}*
Von Koch L, Widén Holmqvist L, Kostulas V, Almazán J, de Pedro-Cuesta J. A randomized controlled trial of rehabilitation at home after stroke in southwest Stockholm: outcome at 6 months. *Scandinavian Journal of Rehabilitation Medicine* 2000;**32**(2):80–6.
* Widén Holmqvist L, Von Koch L, Kostulas V, Holm M, Widsell G, Tegler H, et al. A randomized controlled trial of rehabilitation at home after stroke in southwest Stockholm. *Stroke* 1998;**29**(3):591–7.

References to studies excluded from this review

- Belagaje 2014** *{published data only}*
Belagaje SR, Zander K, Thackeray L, Gupta R. Disposition to home or acute rehabilitation is associated with a favorable clinical outcome in the SENTIS trial. *Journal of Neurointerventional Surgery* 2015;**7**(5):322–5. DOI: 10.1136/neurintsurg-2014-011132
- Bonnema 1998** *{published data only}*
Bonnema J, Van Wersch A, Van Geel A, Pruyt J, Schmitz PIM, Uyl-de-Groot CA, et al. Cost of care in a randomised trial of early hospital discharge after surgery for breast cancer. *European Journal of Cancer* 1998;**34**:2015–20.
- Bove 2015** *{published data only}*
Bove DG, Overgaard D, Lomborg K, Lindhardt BØ, Midtgaard J. Efficacy of a minimal home-based

- psychoeducative intervention versus usual care for managing anxiety and dyspnoea in patients with severe chronic obstructive pulmonary disease: a randomised controlled trial protocol. *BMJ Open* 2015;**5**(7):e008031. DOI: 10.1136/bmjopen-2015-008031
- Brooten 1994** *{published data only}*
Brooten D, Roncoli M, Finkler S, Arnold L, Cohen A, Mennuti M. A randomized trial of early hospital discharge and home follow-up of women having cesarean birth. *Obstetrics and Gynecology* 1994;**84**(5):832–8.
- Bundred 1998** *{published data only}*
Bundred N, Maguire P, Reynolds J, Grimshaw J, Morris J, Thomson L, et al. Randomised controlled trial of effects of early discharge after surgery for breast cancer. *BMJ* 1998; **317**(7168):1275–9.
- Collins 2014** *{published data only}*
Collins AM, Eneje OJ, Hancock CA, Wootton DG, Gordon SB. Feasibility study for early supported discharge in adults with respiratory infection in the UK. *BMC Pulmonary Medicine* 2014;**14**:25. DOI: 10.1186/1471-2466-14-25
- Cruz Eng 2015** *{published data only}*
Cruz Eng H, Riazi S, Veillette C, Ami N, Niazi AU, Chin KJ, et al. An expedited care pathway with ambulatory brachial plexus analgesia is a cost-effective alternative to standard inpatient care after complex arthroscopic elbow surgery: a randomized, single-blinded study. *Anesthesiology* 2015;**123**(6):1256–66. DOI: 10.1097/ALN.0000000000000852
- Faucher 2012** *{published data only}*
Faucher C, Le Corroller Soriano AG, Esterni B, Vey N, Stoppa AM, Chabannon C, et al. Randomized study of early hospital discharge following autologous blood SCT: medical outcomes and hospital costs. *Bone Marrow Transplantation* 2012;**47**(4):549–55. DOI: 10.1038/bmt.2011.126
- Fjaertoft 2011** *{published data only}*
Fjaertoft H, Rohweder G, Indredavik B. Stroke unit care combined with early supported discharge improves 5-year outcome: A randomized controlled trial. *Stroke* 2011;**42**(6):1707–11. DOI: 10.1161/STROKEAHA.110.601153
- Gerson 1976** *{published data only}*
Gerson LW, Berry AF. Psycho-social effects of home care: results of a randomized controlled trial. *International Journal of Epidemiology* 1976;**5**(2):159–65.
- Gjelsvik 2014** *{published data only}*
Gjelsvik BEB, Hofstad H, Smedal T, Eide GE, Naess H, Skouen JS, et al. Balance and walking after three different models of stroke rehabilitation: early supported discharge in a day unit or at home, and traditional treatment (control). *BMJ Open* 2014;**4**(5):e004358. DOI: 10.1136/bmjopen-2013-004358
- Hansen 1992** *{published data only}*
Hansen FR, Spedtsberg K, Schroll M. Geriatric follow-up by home visits after discharge from hospital: a randomized controlled trial. *Age and Ageing* 1992;**21**(6):445–50.
- Hernandez 2003** *{published data only}*
Hernandez C, Casas A, Escarrabill J, Alonso J, Puig-Junoy J, Farrero E, et al. CHRONIC project. Home hospitalisation of exacerbated chronic obstructive pulmonary disease patients. *European Respiratory Journal* 2003;**21**(1):58–67.
- Hill 1978** *{published data only}*
Hill JD, Hampton JR, Mitchell JR. A randomised trial of home-versus-hospital management for patients with suspected myocardial infarction. *Lancet* 1978;**1**(8069): 837–41.
- Hofstad 2014** *{published data only}*
Hofstad H, Gjelsvik BE, Naess H, Eide GE, Skouen JS. Early supported discharge after stroke in Bergen (ESD Bergen): three and six month results of a randomised controlled trial comparing two early supported discharge schemes with treatment as usual. *BMC Neurology* 2014;**14**(239):DOI: 19.1186/s12883-014-0239-3.
- Koopman 1996** *{published data only}*
Koopman MM, Prandoni P, Piovello F, Ockelford PA, Brandjes DP, Van der Meer J, et al. Treatment of venous thrombosis with intravenous unfractionated heparin administered in the hospital as compared with subcutaneous low-molecular-weight heparin administered at home. The Tasman Study Group. *New England Journal of Medicine* 1996;**334**(11):682–7.
- Levine 1996** *{published data only}*
Levine M, Gent M, Hirsh J, Leclerc J, Anderson D, Weitz J, et al. A comparison of low-molecular-weight heparin administered primarily at home with unfractionated heparin administered in the hospital for proximal deep-vein thrombosis. *New England Journal of Medicine* 1996;**334**(11):677–81.
- Magid 1989** *{published data only}*
Magid DM, Vokes EE, Schilsky RL, Guarnieri CM, Whaling SM, Weichselbaum RR, et al. A randomized study of inpatient versus outpatient continuous intravenous infusion chemotherapy: psychosocial aspects. *Selective Cancer Therapeutics* 1989;**5**(3):137–45.
- Mascardi 2015** *{published data only}*
Mascardi V, Piroddi IMG, Grecchi B, Nicolini A. Effectiveness of temporary positive expiratory pressure (T-PEP) at home and at hospital in patients with severe COPD. *European Respiratory Journal* 2015;**46**(Suppl 59): 3058. DOI: 10.1183/13993003.congress-2015.PA3058
- Mather 1976** *{published data only}*
Mather HG, Morgan DC, Pearson NG, Read KL, Shaw DB, Steed GR, et al. Myocardial infarction: a comparison between home and hospital care for patients. *BMJ* 1976;**1**(6015):925–9.
- Melin 1992** *{published data only}*
Melin AL, Bygren LO. Efficacy of the rehabilitation of elderly primary health care patients after short-stay hospital treatment. *Medical Care* 1992;**30**(11):1004–15.

Melin 1993 *{published data only}*

Melin AL, Håkansson S, Bygren LO. The cost-effectiveness of rehabilitation in the home: a study of Swedish elderly. *American Journal of Public Health* 1993;**83**(3):356–62.

Otero 2010 *{published data only}*

Otero R, Uresandi F, Jiménez D, Cabezudo MA, Oribe M, Nauffal D, et al. Home treatment in pulmonary embolism. *Thrombosis Research* 2010;**126**(1):e1–5. DOI: 10.1016/j.thromres.2009.09.026

Rasmussen 2016 *{published data only}*

Rasmussen RS, Østergaard A, Kjaer P, Skeris A, Skou C, Christoffersen J, et al. Stroke rehabilitation at home before and after discharge reduced disability and improved quality of life: A randomised controlled trial. *Clinical Rehabilitation* 2016;**30**(3):225–36. DOI: 10.1177/0269215515575165

Romano 1991 *{published data only}*

Romano L, Minicucci L, Spallone E, Girosi D, Campelli A, Fabbri A, et al. [Role of home therapy with ofloxacin in patients with cystic fibrosis (CF)]. *Giornale Italiano di Chemioterapia* 1991;**38**:181–3.

Rønning 1998 *{published data only}*

Rønning OM, Guldvog B. Outcome of subacute stroke rehabilitation: a randomised controlled trial. *Stroke* 1998;**29**(4):779–84.

Sigurdsson 2008 *{published data only}*

Sigurdsson E, Siggeirsdottir K, Jonsson H Jr, Gudnason V, Matthiasson T, Jonsson BY. Early discharge and home intervention reduces unit costs after total hip replacement: Results of a cost analysis in a randomized study. *International Journal of Health Care Finance & Economics* 2008;**8**(3): 181–192. DOI: 10.1007/s10754-008-9036-0

Stone 1968 *{published data only}*

Stone JR, Patterson E, Felson L. The effectiveness of home care for general hospital patients. *JAMA* 1968;**205**(3): 145–8.

Wade 1985 *{published data only}*

Wade DT, Langton-Hewer R, Skilbeck CE, Bainton D, Burns-Cox C. Controlled trial of a home-care service for acute stroke patients. *Lancet* 1985;**1**(8424):323–6.

Wang 2012 *{published data only}*

Wang Y, Haugen T, Steihaug S, Werner A. Patients with acute exacerbation of chronic obstructive pulmonary disease feel safe when treated at home: A qualitative study. *BMC Pulmonary Medicine* 2012;**12**:45. DOI: 10.1186/1471-2466-12-45

Williams 1981 *{published data only}*

Williams PL, Crawley JC, Freeman AM, Lloyd DC, Gumpel JM. Feasibility of outpatient management after intra-articular yttrium-90: comparison of two regimens. *BMJ (Clinical Research Edition)* 1981;**282**(6257):13–4.

Wolter 2004 *{published data only}*

Wolter JM, Cagney RA, McCormack JG. A randomized trial of home vs hospital intravenous antibiotic therapy in adults with infectious diseases. *Journal of Infection* 2004;**48**(3):263–8.

Zimmer 1984 *{published data only}*

Zimmer JG, Groth-Juncker A, McCusker J. Effects of a physician-led home care team on terminal care. *Journal of the American Geriatrics Society* 1984;**32**(4):288–92.

Zimmer 1985 *{published data only}*

Zimmer JG, Groth-Juncker A, McCusker J. A randomized controlled study of a home health care team. *American Journal of Public Health* 1985;**75**(2):134–41.

References to ongoing studies**NCT01622205** *{published data only}*

* NCT01622205. GOTHENBURG Very Early Supported Discharged (GOTVED). clinicaltrials.gov/ct2/show/NCT01622205 (first received 24th May 2012). Sunnerhagen KS, Danielsson A, Rafsten L, Björkdahl A, Axelsson ÅB, Nordin Å, et al. Gothenburg very early supported discharge study (GOTVED) NCT01622205: a block randomized trial with superiority design of very early supported discharge for patients with stroke. *BMC Neurology* 2013;**13**:66. DOI: 10.1186/1471-2377-13-66

Additional references**Clarke 1984**

Clarke F. *Hospital at home: The alternative to general hospital admission*. London, Basingstoke: Macmillan Publishers Ltd, 1984.

Cochran 1954

Cochran WG. The combination of estimates from different experiments. *Biometrics* 1954;**10**:101–29.

Crilly 2012

Crilly J, Chaboyer W, Wallis M. A structure and process evaluation of an Australian hospital admission avoidance programme for aged care facility residents. *Journal of Advanced Nursing* 2012;**68**(2):322–334. DOI: 10.1111/j.1365-2648.2011.05740.x

Crotty 2000

Crotty M, Kittel A, Hayball N. Home rehabilitation for older adults with fractured hips: how many will take part?. *Journal of Quality in Clinical Practice* 2000;**20**(2-3):65–8.

EPOC 2015a

Effective Practice, Organisation of Care (EPOC). Data collection form. EPOC Resources for review authors. Oslo: Norwegian Knowledge Centre for the Health Services. Available at: epoc.cochrane.org/resources/epoc-resources-review-authors September 2015.

EPOC 2015b

Effective Practice, Organisation of Care (EPOC). EPOC worksheets for preparing a Summary of Findings (SoF) table using GRADE. EPOC Resources for review authors. Oslo: Norwegian Knowledge Centre for the Health Services. Available at: epoc.cochrane.org/resources/epoc-resources-review-authors September 2015.

EPOC 2015c

Effective Practice, Organisation of Care (EPOC). Suggested risk of bias criteria for EPOC reviews. EPOC Resources for

review authors. Oslo: Norwegian Knowledge Centre for the Health Services. Available at: epoc.cochrane.org/resources/epoc-resources-review-authors September 2015.

Fearon 2012

Fearon P, Langhorne P, Early Supported Discharge Trialists. Services for reducing duration of hospital care for acute stroke patients. *Cochrane Database of Systematic Reviews* 2012, Issue 9. DOI: 10.1002/14651858.CD000443

Guyatt 2008

Guyatt GH, Oxman AD, Kunz R, Vist GE, Falck-Ytter Y, Schunemann HJ, the GRADE Working Group. What is "quality of evidence" and why is it important to clinicians?. *BMJ* 2008;**336**(7651):995–8.

Higgins 2003

Higgins JPT, Thompson SG, Deeks JJ, Altman DG. Measuring inconsistency in meta-analysis. *BMJ* 2003;**327**(7414):557–60.

Higgins 2011

Higgins JPT, Green S, editor(s). *Cochrane Handbook for Systematic Reviews of Interventions* Version 5.1.0 (updated March 2011). The Cochrane Collaboration, 2011. Available from handbook.cochrane.org.

Hughes 2000

Hughes SL, Weaver FM, Giobbe-Hurder A, Manheim L, Henderson W, Kubal JD, et al. Department of Veterans Affairs Cooperative Study Group on Home-Based Primary Care. Effectiveness of team managed home based primary care: a randomized multicenter trial. *JAMA* 2000;**284**(22): 2877–85.

Hunt 2009

Hunt GR, Hall GM, Murthy BV, O'Brien S, Beverland D, Lynch MC, et al. Early discharge following hip arthroplasty: Patients' acceptance masks doubts and concerns. *Health Expectations* 2009;**12**(2):130–7. DOI: 10.1111/j.1369-7625.2008.00522.x

Iyengar 2007

Iyengar KP, Nadkarni JB, Ivanovic N, Mahale A. Targeted early rehabilitation at home after total hip and knee joint replacement: Does it work?. *Disability and Rehabilitation* 2007;**29**(6):495–502.

Jeppesen 2012

Jeppesen E, Brurberg KG, Vist GE, Wedzicha JA, Wright JJ, Greenstone M, et al. Hospital at home for acute exacerbations of chronic obstructive pulmonary disease. *Cochrane Database of Systematic Reviews* 2012, Issue 5. DOI: 10.1002/14651858.CD003573.pub2

Lee 2015

Lee G, Sakone P, Mulhall H, Kelleher K, Burnett K. Using hospital at home to reduce admissions. *Nursing Times* 2015; **111**(36-37):12–15.

Leff 2005

Leff B, Burton L, Mader SL, Naughton B, Burl J, Inouye SK, et al. Hospital at home: feasibility and outcomes of a program to provide hospital level care at home for acutely ill older people. *Annals of Internal Medicine* 2005;**143**(11): 798–808.

Leff 2009

Leff B, Burton L, Mader SL, Naughton B, Burl J, Greenough WB 3rd, et al. Comparison of functional outcomes associated with hospital at home care and traditional acute hospital care. *Journal of the American Geriatrics Society* 2009; **57**(2):273–8. DOI: 10.1111/j.1532-5415.2008.02103.x

Lemelin 2007

Lemelin J, Hogg WE, Dahrouge S, Armstrong CD, Martin CM, Zhang W, et al. Patient, informal caregiver and care provider acceptance of a hospital in the home program in Ontario, Canada. *BMC Health Services Research* 2007;**7**: 130.

Matthews 2007

Matthews PC, Conlon CP, Berendt AR, Kayley J, Jeffries L, Atkins BL. Outpatient parenteral antimicrobial therapy (OPAT): is it safe for selected patients to self administer at home? A retrospective analysis of a large cohort over 13 years. *Journal of Antimicrobial Chemotherapy* 2007;**60**: 356–62.

McCurdy 2012

McCurdy BR. Hospital-at-home programs for patients with acute exacerbations of chronic obstructive pulmonary disease (COPD). *Ontario Health Technology Assessment Series* 2012;**12**(10):1–65.

MECIR 2012

Cochrane Editorial Unit. MECIR: Standards for the reporting of new Cochrane Intervention Reviews. community.cochrane.org/editorial-and-publishing-policy-resource/cochrane-review-development/standards-cochrane-reviews/mecir/resources-mecir (Accessed 29th May 2017).

Miller 2005

Miller P, Gladman JRF, Cunliffe AL, Husbands SL, Dewey ME, Harwood RH. Economic analysis of an early discharge rehabilitation service for older people. *Age and Ageing* 2005; **34**(3):274–80.

Morris 1983

Morris DE. Santé Service Bayonne: a French approach to home care. *Age and Ageing* 1983;**12**(4):323–8.

Parker 2002

Parker G, Bhakta P, Lovett CA, Paisley S, Olsen R, Turner D, et al. A systematic review of the costs and effectiveness of different models of paediatric home care. *Health Technology Assessment* 2002;**6**:iii–108.

Pound 1994

Pound P, Gompertz P, Ebrahim S. Patients' satisfaction with stroke services. *Clinical Rehabilitation* 1994;**8**:7–17.

Qaddoura 2015

Qaddoura A, Yazdan-Ashoori P, Kabali C, Thabane L, Haynes RB, Connolly SJ, et al. Efficacy of hospital at home in patients with heart failure: a systematic review and meta-analysis. *PLoS One* 2015;**10**(6):e0129282. DOI: 10.1371/journal.pone.0129282

Shepperd 2009a

Shepperd S, Doll H, Gowers S, James T, Fazel M, Pollock A, Fitzpatrick R, et al. Alternatives to inpatient mental health

care for children and young people. *Cochrane Database of Systematic Reviews* 2009, Issue 1. DOI: 10.1002/14651858.CD006410

Shepperd 2016a

Shepperd S, Gonçalves-Bradley DC, Straus SE, Wee B. Hospital at home: home-based end-of-life care. *Cochrane Database of Systematic Reviews* 2016, Issue 2. DOI: 10.1002/14651858.CD009231.pub2

Shepperd 2016b

Shepperd S, Iliffe S, Doll HA, Clarke MJ, Kalra L, Wilson AD, et al. Admission avoidance hospital at home. *Cochrane Database of Systematic Reviews* 2016, Issue 9. DOI: 10.1002/14651858.CD007491.pub2

Vilà 2015

Vilà A, Villegas E, Cruanyes J, Delgado R, Sabaté RA, Ortega J, et al. Program for the Care of Patients with Multimorbidity. Cost-effectiveness of a Barcelona home care program for individuals with multimorbidity. *Journal of the American Geriatrics Society* 2015;**63**(5):1017–24. DOI: 10.1111/jgs.13396

WHO 2015

World Health Organization. World Report on Ageing and Health. www.who.int/ageing/publications/world-report-2015/en/ 2015.

References to other published versions of this review

Shepperd 1996

Shepperd S, Iliffe S. The effectiveness of hospital at home compared to in-patient hospital care. *Cochrane Database of Systematic Reviews* 1996, Issue 3. DOI: 10.1002/14651858.CD000356

Shepperd 1998

Shepperd S, Iliffe S. Hospital at home versus in-patient hospital care. *Cochrane Database of Systematic Reviews* 1998, Issue 1. DOI: 10.1002/14651858.CD000356

Shepperd 2001

Shepperd S, Iliffe S. Hospital at home versus in-patient hospital care. *Cochrane Database of Systematic Reviews* 2001, Issue 2. DOI: 10.1002/14651858.CD000356

Shepperd 2005

Shepperd S, Iliffe S. Hospital at home versus in-patient hospital care. *Cochrane Database of Systematic Reviews* 2005, Issue 3. DOI: 10.1002/14651858.CD000356.pub2

Shepperd 2009b

Shepperd S, Doll H, Broad J, Gladman J, Iliffe S, Langhorne P, Richards S, Martin F, Harris R. Hospital at home early discharge. *Cochrane Database of Systematic Reviews* 2009, Issue 1. DOI: 10.1002/14651858.CD000356.pub3

* Indicates the major publication for the study

CHARACTERISTICS OF STUDIES

Characteristics of included studies [ordered by study ID]

Adler 1978

Methods	Randomised trial	
Participants	Location: UK Patients following elective surgery (hernia and varicose veins) Age: 18 to 64 years N = 224 (T: 117; C: 107) (in 27 months)	
Interventions	Hospital at home (early discharge) Type of service: early discharge from hospital; no night care; organised by hospital surgeons, provided by community; clinical responsibility held by GP Skill mix and size of HAH teams: 21 home helps; 52 district nurses. No dedicated staff Control group: inpatient hospital care Study dates: January 1971 to March 1973	
Outcomes	Clinical complications; patient satisfaction; caregiver satisfaction Outcomes measured at: 7 days; 6 weeks; 2 to 3 years for recurrence	
Notes		
<i>Risk of bias</i>		
Bias	Authors' judgement	Support for judgement
Random sequence generation (selection bias)	Unclear risk	Method not reported
Allocation concealment (selection bias)	Unclear risk	Method not reported
Baseline outcome measurements (selection bias)	Unclear risk	Baseline outcome measurements not reported
Baseline characteristics (selection bias)	High risk	Baseline characteristics not reported
Blinding (performance bias and detection bias) Objective measures of outcome	Unclear risk	Clinical complications reported by consulting surgeons, nurses or general practitioners
Blinding (performance bias and detection bias) Subjective measures of outcome	Unclear risk	Patient-reported satisfaction with health care
Incomplete outcome data (attrition bias) All outcomes	Low risk	83% follow-up data

Adler 1978 (Continued)

Selective reporting (reporting bias)	Unclear risk	Not clear
--------------------------------------	--------------	-----------

Anderson 2000

Methods	Randomised trial
Participants	Location: Australia Patients recovering from a stroke Mean age (SD): T: 72 years (11); C: 71 (11) N = 86 (T: 42; C: 44)
Interventions	Early discharge hospital at home Type of service: specialist rehabilitation nurses; therapy sessions in patient's home and individually tailored to achieve mutually agreed goals over several weeks. Emphasis on self-learning; adjustment to disability and structured practice sessions were encouraged between sessions Occupational therapy, physiotherapy, speech therapy Control group: inpatient hospital care Study dates: February 1997 to June 1998
Outcomes	Main outcome: self-reported health status Other outcomes: mortality; functional status; quality of life; satisfaction; readmissions; length of stay Follow-up: 1, 3, 6, and 12 months
Notes	

Risk of bias

Bias	Authors' judgement	Support for judgement
Random sequence generation (selection bias)	Low risk	Computer-generated allocation sequence
Allocation concealment (selection bias)	Low risk	Sealed opaque envelopes, done by different department
Baseline outcome measurements (selection bias)	Low risk	Baseline outcome measurements done prior to intervention for self-reported health status and functional status; similar results between groups
Baseline characteristics (selection bias)	Low risk	Baseline characteristics of treatment and control groups are reported and similar
Blinding (performance bias and detection bias) Objective measures of outcome	Low risk	Objective outcomes for mortality, readmission and length of stay

Anderson 2000 (Continued)

Blinding (performance bias and detection bias) Subjective measures of outcome	Low risk	Outcome assessor blinded to allocation collected data on patient-reported outcomes
Incomplete outcome data (attrition bias) All outcomes	Low risk	Attrition rate < 5%, similar for both groups
Selective reporting (reporting bias)	Low risk	All outcomes reported in Methods also reported in Results

Askim 2004

Methods	Randomised trial	
Participants	Location: Norway Patients recovering from a stroke Mean age: T: 76.9; C: 76.3 N = 62 (T: 31; C: 31)	
Interventions	Early discharge outreach Type of service: physiotherapy, occupational therapy and dedicated nursing; stroke unit + home-based programme of follow-up care + primary health care. Home visit if patient lives within 30 to 45 minute radius of hospital; if greater than this the primary health team visited the home. Follow-up plan made with family and primary healthcare providers. Mobile team established a service and support system. Meeting with physician and stroke team + patient and family on the day of discharge to define follow-up care plans. For patients with extensive deficits plans for further rehabilitation were made. Once home contact was maintained by phone + at least 1 other home visit. Follow-up by mobile team terminated with an out-patient consultation (for those living within 30 to 40 minutes away from the hospital) or home visit (if more than 35 to 40 minutes). Local information meeting if a group of recruited patients lived in the same area Control group: inpatient hospital care Study dates: June 1999 to June 2001	
Outcomes	Main outcome: functional status Other outcomes: mortality; readmission; health status; caregiver views; length of stay Follow-up: 6, 26 and 52 weeks	
Notes		

Risk of bias

Bias	Authors' judgement	Support for judgement
Random sequence generation (selection bias)	Low risk	Block randomisation, order of blocks randomly chosen
Allocation concealment (selection bias)	Low risk	Sealed opaque envelopes; procedure done externally

Askim 2004 (Continued)

Baseline outcome measurements (selection bias)	Low risk	Baseline outcome measurements done prior to intervention for functional status; similar results between groups
Baseline characteristics (selection bias)	Low risk	Baseline characteristics of treatment and control groups are reported and similar
Blinding (performance bias and detection bias) Objective measures of outcome	Low risk	Objective outcomes for mortality, readmission and length of stay
Blinding (performance bias and detection bias) Subjective measures of outcome	Low risk	Outcome assessor blinded to allocation
Incomplete outcome data (attrition bias) All outcomes	Low risk	All patients accounted for; intention-to-treat analysis
Selective reporting (reporting bias)	Low risk	All outcomes reported in Methods also reported in Results

Bautz-Holter 2002

Methods	Randomised trial
Participants	Location: Norway Recovering from a stroke Median age (IQR): T: 79.5 (69 to 84); C: 78 (74 to 82) N = 82 (Tt: 42; C: 40)
Interventions	Early discharge, hospital outreach community-based rehabilitation Type of service: multidisciplinary hospital-based team (1 nurse, 1 occupational therapist, 1 physiotherapist) plus community nurses Control group: inpatient hospital care Study dates: June 1997 to January 1999
Outcomes	Main outcome: functional ability Other outcomes: mortality; psychological well-being; place of residence; readmissions; length of stay Follow-up: 3 and 6 months
Notes	

Risk of bias

Bias	Authors' judgement	Support for judgement
Random sequence generation (selection bias)	Low risk	Block randomisation by computer-generated random numbers

Bautz-Holter 2002 (Continued)

Allocation concealment (selection bias)	Low risk	Allocation done using sealed envelopes opened once a new participant was included
Baseline outcome measurements (selection bias)	Low risk	Baseline outcome measurements done prior to intervention for functional ability; similar results between groups
Baseline characteristics (selection bias)	Low risk	Baseline characteristics of treatment and control groups are reported and similar
Blinding (performance bias and detection bias) Objective measures of outcome	Low risk	Objective outcomes for mortality, place of residence, readmission and length of stay
Blinding (performance bias and detection bias) Subjective measures of outcome	Low risk	Outcome assessor blinded to allocation
Incomplete outcome data (attrition bias) All outcomes	Low risk	Similar proportion of attrition in both groups; intention-to-treat analysis
Selective reporting (reporting bias)	Low risk	All outcomes reported in Methods also reported in Results

Booth 2004

Methods	Randomised trial
Participants	Location: UK Patients with ischaemic heart disease, first time isolated bypass surgery Age: no data N = 97 (T: 65; C: 32)
Interventions	Early discharge outreach Type of service: specialist hospital-based nurses with enhanced preoperative preparation and planned early discharge with specialist home care at 4 (± 1) days after surgery. Admission to hospital on the day of surgery Control group: inpatient hospital care Study dates: not reported
Outcomes	Main outcomes: length of hospital stay, in-hospital clinical events, total costs, readmission, quality of life Follow-up: 12 weeks
Notes	Had to have a caregiver available
<i>Risk of bias</i>	
Bias	Authors' judgement Support for judgement

Booth 2004 (Continued)

Random sequence generation (selection bias)	Unclear risk	Method not reported
Allocation concealment (selection bias)	Unclear risk	Method not reported
Baseline outcome measurements (selection bias)	Unclear risk	Baseline outcome measurements not reported
Baseline characteristics (selection bias)	High risk	Baseline characteristics not reported
Blinding (performance bias and detection bias) Objective measures of outcome	Low risk	Objective outcomes for readmission, length of stay and total costs
Blinding (performance bias and detection bias) Subjective measures of outcome	Unclear risk	Unclear risk for patient-reported measures of outcome
Incomplete outcome data (attrition bias) All outcomes	Unclear risk	No loss to follow-up
Selective reporting (reporting bias)	Unclear risk	Not clear

Caplan 2006

Methods	Randomised trial
Participants	Location: Australia Elderly patients whose length of hospital stay exceeded 6 days, who were referred for geriatric rehabilitation and expected to return home and live reasonably independently Mean age (SD): T: 83.86 (7.8); C: 84.0 (7.02) N = 104 (T: 70; C: 34) Study dates: April 2000 to October 2002
Interventions	Early discharge hospital-based outreach Type of service: nurses, physiotherapy, occupational therapy, physician Control group: inpatient hospital care
Outcomes	Main outcome: delirium Other outcomes: mortality; functional and cognitive status; psychological well-being; satisfaction; readmission; length of stay; cost Follow-up: 1 month and 6 months
Notes	
<i>Risk of bias</i>	

Caplan 2006 (Continued)

Bias	Authors' judgement	Support for judgement
Random sequence generation (selection bias)	Low risk	Computer-generated random numbers using opaque envelopes using a 2:1 distribution
Allocation concealment (selection bias)	Low risk	Enrolment assessment done prior to patient allocation
Baseline outcome measurements (selection bias)	High risk	Baseline outcome measurements done prior to intervention for functional and cognitive status and psychological well-being; participants allocated to treatment group were more independent
Baseline characteristics (selection bias)	Low risk	Baseline characteristics of treatment and control groups are reported and similar
Blinding (performance bias and detection bias) Objective measures of outcome	Low risk	Objective outcomes for mortality, readmission, length of stay and cost
Blinding (performance bias and detection bias) Subjective measures of outcome	Unclear risk	Baseline assessment done blindly; follow-up assessments unblinded
Incomplete outcome data (attrition bias) All outcomes	Low risk	All patients accounted for; intention-to-treat analysis
Selective reporting (reporting bias)	Low risk	All outcomes reported in Methods also reported in Results

Cotton 2002

Methods	Randomised trial
Participants	Location: UK Patients with COPD, recruited from medical wards Mean age (SD): T: 65.7 (1.6); C: 68 (1.2) N = 81 (T: 41; C: 40)
Interventions	Hospital at home (early discharge) Type of service: emergency admissions recruited from the ward (early discharge within 3 days of readmission) respiratory nurse (did not prescribe), GP provided out-of-hours medical care Control group: inpatient hospital care Study dates: not reported (conducted over 14 months)
Outcomes	Main outcomes: readmission; hospital length of stay; mortality Follow-up: 60 days
Notes	

Cotton 2002 (Continued)

<i>Risk of bias</i>		
Bias	Authors' judgement	Support for judgement
Random sequence generation (selection bias)	Low risk	Treatment allocation schedule generated by random numbers
Allocation concealment (selection bias)	Low risk	Non-clinical member of staff based remotely
Baseline outcome measurements (selection bias)	Low risk	Baseline measures of the main outcomes of readmission, length of stay and mortality at follow-up were not relevant
Baseline characteristics (selection bias)	Low risk	Baseline characteristics of treatment and control groups are reported and similar
Blinding (performance bias and detection bias) Objective measures of outcome	Low risk	Objective outcome measures ascertained from clinical records
Blinding (performance bias and detection bias) Subjective measures of outcome	Low risk	All outcomes are objective
Incomplete outcome data (attrition bias) All outcomes	Low risk	Retention rate > 90%; intention-to-treat analysis
Selective reporting (reporting bias)	Low risk	All outcomes reported in Methods also reported in Results

Crotty 2002

Methods	Randomised trial
Participants	Location: Australia (3 metropolitan hospitals, Adelaide) Patients with a hip fracture, excluded from participating if they did not have a telephone at home or had inadequate social support Median age (IQR): T: 81.6 (78.2 - 85.4); C: 83.5 (76.6 - 85.5) N = 66 (T: 34; C: 32)
Interventions	Hospital at home (early discharge) Type of service: rehabilitation: physiotherapy, occupational therapy, speech therapist, social worker, therapy aid, nursing care, and assistance with shopping and cleaning; based on short-term treatment goals negotiated with patient and caregiver. Therapy adapted to rate of patient's progress Control group: inpatient hospital care Study dates: July 1998 to July 1999

Crotty 2002 (Continued)

Outcomes	Mobility; physical function; health-related quality of life; adverse events; patient and caregiver satisfaction; caregiver strain; length of stay Follow-up: 4 months	
Notes		
<i>Risk of bias</i>		
Bias	Authors' judgement	Support for judgement
Random sequence generation (selection bias)	Low risk	Computer-generated random sequence
Allocation concealment (selection bias)	Low risk	Randomisation by a hospital pharmacist independent of the study
Baseline outcome measurements (selection bias)	Low risk	Baseline outcome measurements done prior to intervention for physical functioning; similar results between groups
Baseline characteristics (selection bias)	Low risk	Baseline characteristics of treatment and control groups are reported and similar
Blinding (performance bias and detection bias) Objective measures of outcome	Low risk	Objective outcome for length of stay
Blinding (performance bias and detection bias) Subjective measures of outcome	Low risk	Outcome assessor blinded to allocation
Incomplete outcome data (attrition bias) All outcomes	Unclear risk	No loss to follow-up
Selective reporting (reporting bias)	Unclear risk	Not clear

Cunliffe 2004

Methods	Randomised trial
Participants	Location: UK (Nottingham) 3 most common conditions were fractures (105/370, 28%), neurological conditions, mainly stroke (97/370, 26%), cardio-respiratory illnesses (50/370, 14%); 247/370 (66%) lived alone Median age (IQR): T: 80 years (73 - 85); C: 79 (72 - 86) N = 370 (T: 185; C: 185)

Interventions	Hospital at home (early discharge) Type of service: provided by community services, GP had clinical responsibility, physiotherapy, occupational therapy, 3 dedicated nurses plus 7 rehabilitation assistants, provided care up to 4 weeks Community care officer liaised with social services Control group: inpatient hospital care Study dates: July 1999 to July 2000	
Outcomes	Mortality; readmission; functional ability; quality of life; psychological well-being (patient and caregiver); cost Follow-up: 3 months and 12 months	
Notes		
<i>Risk of bias</i>		
Bias	Authors' judgement	Support for judgement
Random sequence generation (selection bias)	Low risk	Computer-generated balanced randomisation within strata
Allocation concealment (selection bias)	Low risk	Done remotely by independent staff
Baseline outcome measurements (selection bias)	Low risk	Baseline outcome measurements done prior to intervention for functional ability and days in hospital; similar results between groups
Baseline characteristics (selection bias)	Low risk	Baseline characteristics of treatment and control groups are reported and similar
Blinding (performance bias and detection bias) Objective measures of outcome	Low risk	Objective outcomes for mortality, readmission and cost
Blinding (performance bias and detection bias) Subjective measures of outcome	Low risk	Participants completed assessment on their own; incomplete data were completed by blinded assessor
Incomplete outcome data (attrition bias) All outcomes	Low risk	Low attrition rate and similar between groups; intention-to-treat analysis
Selective reporting (reporting bias)	Low risk	All outcomes reported in Methods also reported in Results

Donald 1995

Methods	Randomised trial	
Participants	Location: UK Elderly medical patients Age: 76 to 90 years Number of patients in 5 months: T = 30; C = 30	
Interventions	Type of scheme: early discharge; not clear if 24-hour care provided; time limit of 6 weeks Type of service: organised by hospital, provided by community; GP provided routine and emergency care Skill mix: 1 nurse manager, 1 physiotherapist, 1 occupational therapist, 3 assistants (part-time) Control group: inpatient hospital care Study dates: not reported (conducted over 5 months)	
Outcomes	Main outcomes: length of stay; place of residence; use of other health services Other outcomes: mortality; functional status; psychological well-being Follow-up: 4 weeks, 12 weeks, 26 weeks	
Notes		
<i>Risk of bias</i>		
Bias	Authors' judgement	Support for judgement
Random sequence generation (selection bias)	Unclear risk	Method not described
Allocation concealment (selection bias)	Low risk	Sealed envelopes
Baseline outcome measurements (selection bias)	Low risk	Baseline outcome measurements done prior to intervention for functional status and psychological well-being; similar results between groups
Baseline characteristics (selection bias)	Low risk	Baseline characteristics of treatment and control groups are reported and similar
Blinding (performance bias and detection bias) Objective measures of outcome	Low risk	Objective outcomes for mortality, place of residence, length of stay and use of other health services
Blinding (performance bias and detection bias) Subjective measures of outcome	Unclear risk	Outcome assessor not blinded to group allocation
Incomplete outcome data (attrition bias) All outcomes	Low risk	All patients accounted for

Donald 1995 (Continued)

Selective reporting (reporting bias)	Low risk	All outcomes reported in Methods also reported in Results
--------------------------------------	----------	---

Donnelly 2004

Methods	Randomised trial
Participants	Location: UK (Belfast) Recovering from a stroke Median age: T: 68; C: 71 N = 113 (T: 59; C: 54)
Interventions	Early discharge community-based Type of service: average of 2½ home visits a week for 3 months, each visit lasting 45 minutes Multidisciplinary meetings held to discuss the assessment of patients and progress towards rehabilitation goals, which were set by relatives, patient and therapist. Patients discharged to home following home assessment and placement of aids and equipment. Physiotherapist, occupational therapist, nurses, speech therapist Control group: inpatient hospital care Study dates: not reported (conducted over 2 years)
Outcomes	Mortality; readmission; functional status; quality of life; satisfaction; caregiver burden; length of stay; cost Follow-up: 6 months and 12 months
Notes	

Risk of bias

Bias	Authors' judgement	Support for judgement
Random sequence generation (selection bias)	Low risk	Computer-generated randomly-assigned allocation
Allocation concealment (selection bias)	Low risk	Done and managed independently by statistician and secretary
Baseline outcome measurements (selection bias)	Low risk	Baseline outcome measurements done prior to intervention for functional status, quality of life and satisfaction; similar results between groups
Baseline characteristics (selection bias)	Low risk	Baseline characteristics of treatment and control groups are reported and similar
Blinding (performance bias and detection bias) Objective measures of outcome	Low risk	Objective outcomes for mortality, readmission, length of stay and cost

Donnelly 2004 (Continued)

Blinding (performance bias and detection bias) Subjective measures of outcome	Low risk	Baseline assessment done blindly; remaining assessments done unblinded
Incomplete outcome data (attrition bias) All outcomes	Low risk	Attrition rate <10% and similar for both groups; intention-to-treat analysis
Selective reporting (reporting bias)	Low risk	All outcomes reported in Methods also reported in Results

Díaz Lobato 2005

Methods	Randomised trial
Participants	Location: Spain Diagnosis of COPD with a non-specific worsening requiring hospital admission Mean age: T: 66 (SD 9); C: 66 (SD 9) N = 40 (T: 20; C: 20)
Interventions	Early discharge hospital-based outreach Type of service: all patients were assessed at 72 hours post-admission and eligible patients were transferred home and received a same-day visit by a specialist doctor (pulmonologist) and a nurse, who drew up a therapeutic plan; specialist did 2 additional visits, nurse visited every 12 hours and was responsible for general care of the patient, including health status assessment, medication intake, additional tests and health education. 24/7 care available from hospital phone number Control group: inpatient hospital care Study dates: not reported
Outcomes	Main outcome: number of therapeutic failures (Treatment: readmission; C: ICU admission, clinical deterioration, infections, other complications) Other outcomes: referrals; relapse; smoking behaviour; length of stay Follow-up: 1 month
Notes	Potential conflict of interest as the study was funded by a commercial company that produces oxygen; staff from this commercial company also authored the paper

Risk of bias

Bias	Authors' judgement	Support for judgement
Random sequence generation (selection bias)	Unclear risk	Method not reported
Allocation concealment (selection bias)	Unclear risk	Method not reported
Baseline outcome measurements (selection bias)	Low risk	Baseline outcome measurements done prior to intervention for clinical characteristics and smoking behaviour; similar results

Díaz Lobato 2005 (Continued)

		between groups
Baseline characteristics (selection bias)	Low risk	Baseline characteristics of treatment and control groups are reported and similar
Blinding (performance bias and detection bias) Objective measures of outcome	Low risk	Objective main outcome, ascertained from clinical records
Blinding (performance bias and detection bias) Subjective measures of outcome	Unclear risk	Unclear whether data collection was performed by blind assessor
Incomplete outcome data (attrition bias) All outcomes	Low risk	All participants accounted for
Selective reporting (reporting bias)	High risk	Length of stay not stated as an outcome in Methods but reported in Results

Harris 2005

Methods	Randomised trial
Participants	Location: New Zealand In hospital for less than 36 hours in the emergency department of acute assessment ward (admission avoidance), or admitted and with help of hospital at home services could be discharged home earlier than would otherwise have been the case (early discharge). Patients had a broad range of diagnoses: fractures (28%); miscellaneous medical problems (18%); respiratory problems (16%); stroke and neurological diagnoses (14%); falls and injuries (11%); cardiac diagnoses (8%); and rehabilitation and other problems (5%) Mean age: 80 years N = 285 (T: 143; C: 142)
Interventions	Early discharge hospital based outreach Type of service: co-ordinated rehabilitation multidisciplinary team (physiotherapy, occupational therapy, social care, nursing) Control group: inpatient hospital care Study dates: not reported
Outcomes	Main outcomes: functional status; cognitive status Other outcomes: mortality; readmission; quality of life; satisfaction; caregiver burden; length of stay; cost Follow-up: 10 days, 30 days, and 90 days
Notes	
<i>Risk of bias</i>	

Harris 2005 (Continued)

Bias	Authors' judgement	Support for judgement
Random sequence generation (selection bias)	Low risk	Computer-generated randomisation service
Allocation concealment (selection bias)	Low risk	Independent from research team
Baseline outcome measurements (selection bias)	Low risk	Baseline outcome measurements done prior to intervention for functional and cognitive status; similar results between groups
Baseline characteristics (selection bias)	Low risk	Baseline characteristics of treatment and control groups are reported and similar
Blinding (performance bias and detection bias) Objective measures of outcome	Low risk	Objective outcomes for mortality, readmission, length of stay and cost
Blinding (performance bias and detection bias) Subjective measures of outcome	Low risk	Unblinded assessment; assessor not involved in the provision of care
Incomplete outcome data (attrition bias) All outcomes	Low risk	Attrition rate < 5% and similar for both groups; intention-to-treat analysis
Selective reporting (reporting bias)	Low risk	All outcomes reported in Methods also reported in Results

Ince 2014

Methods	Randomised trial
Participants	Location: Turkey Diagnosis of acute non-alcoholic pancreatitis presenting to hospital within 48 hours of symptom onset Mean age: T: 55 (SD 16); C: 54 (SD 20) N = 84 (T: 42; C: 42)
Interventions	Early discharge hospital-based outreach Type of service: all patients were assessed at < 24 hours post-admission and eligible patients were transferred home with an intravenous port and visited on 2nd, 3rd, and 5th days by a staff nurse; another nurse visited every 12 hours and was responsible for general care of the patient, including vital signs and symptoms. 24/7 care available from physician (phone number provided) Control group: inpatient hospital care Study dates: November 2011 to May 2012
Outcomes	Main outcome: time to resolution of abdominal pain Other outcomes: 30-day readmission rate; time to resumption of oral solid food; cost

Ince 2014 (Continued)

	Follow-up: 30 days	
Notes		
Risk of bias		
Bias	Authors' judgement	Support for judgement
Random sequence generation (selection bias)	Low risk	Randomisation was performed by a computer programme (RANDOM.ORG, Dublin, Ireland)
Allocation concealment (selection bias)	Unclear risk	Method not described
Baseline outcome measurements (selection bias)	Low risk	Baseline measures of the main outcomes of pain, cost and readmission at follow-up were not relevant
Baseline characteristics (selection bias)	Low risk	Baseline characteristics of treatment and control groups are reported and similar for all main characteristics
Blinding (performance bias and detection bias) Objective measures of outcome	Low risk	Objective outcomes for readmission and cost
Blinding (performance bias and detection bias) Subjective measures of outcome	Unclear risk	Not reported who performed the follow-up assessment and main outcome is subjective (pain resolution)
Incomplete outcome data (attrition bias) All outcomes	Low risk	No loss to follow-up
Selective reporting (reporting bias)	High risk	Main outcome changed between trial registry and publication (clinicaltrials.gov/ct2/show/NCT01796652); when registered, main outcome reported as 30-day readmission rates

Indredavik 2000

Methods	Randomised trial
Participants	Location: Norway Patients recovering from a stroke Mean age: T: 74; C: 73.8 N = 320 (T: 160; C: 160)
Interventions	Hospital at home (early discharge) Type of service: mobile team based in a stroke unit and working with primary care team Skill mix: nurse, physiotherapist, occupational therapist, stroke physician Control group: combined active and rehabilitation stroke unit and further follow-up organised by rehabilitation clinic and/or primary healthcare system

Indredavik 2000 (Continued)

	Study dates: March 1995 to March 1997	
Outcomes	Mortality; functional status; place of residence; hospital length of stay Fwollo-up: 6 weeks and 26 weeks	
Notes		
<i>Risk of bias</i>		
Bias	Authors' judgement	Support for judgement
Random sequence generation (selection bias)	Unclear risk	Method not described
Allocation concealment (selection bias)	Unclear risk	Method not described
Baseline outcome measurements (selection bias)	Low risk	Baseline outcome measurements done prior to intervention for functional status; similar results between groups
Baseline characteristics (selection bias)	Low risk	Baseline characteristics of treatment and control groups are reported and similar
Blinding (performance bias and detection bias) Objective measures of outcome	Low risk	Objective outcomes for length of stay and place of residence
Blinding (performance bias and detection bias) Subjective measures of outcome	Low risk	Outcome assessor blinded to allocation
Incomplete outcome data (attrition bias) All outcomes	Low risk	No losses to follow-up
Selective reporting (reporting bias)	Low risk	All outcomes reported in Methods also reported in Results

Karlsson 2016

Methods	Single-blind randomised trial with parallel assignment
Participants	Location: Sweden Patients aged ≥ 70 years hospitalised for acute hip fracture surgery Age: mean (SD): 83 years (6.7) N = 205 (T: 107; C: 98)
Interventions	Geriatric Interdisciplinary Home Rehabilitation (GIHR); the team was supervised by a geriatrician and included nursing, occupational therapy, physiotherapy, with social work and dietary advice also available if necessary. Number of home visits and rehabilitation programme was tailored to the patient's needs

Karlsson 2016 (Continued)

	Comparison: conventional care and rehabilitation in the geriatric ward Study dates: May 2008 to June 2011	
Outcomes	Main outcomes: walking ability indoors and outdoors; use of walking device; gait speed. Length of stay and mortality also reported Follow-up: 3 months and 12 months	
Notes		
<i>Risk of bias</i>		
Bias	Authors' judgement	Support for judgement
Random sequence generation (selection bias)	Low risk	Sequentially-numbered lots in opaque, sealed envelopes
Allocation concealment (selection bias)	Low risk	Nurse at the ward, not involved in the study
Baseline outcome measurements (selection bias)	Low risk	Baseline outcome measurements done prior to intervention for functional performance (including walking ability) prior to fracture; similar results between groups
Baseline characteristics (selection bias)	Low risk	Baseline characteristics of treatment and control groups are reported and similar
Blinding (performance bias and detection bias) Objective measures of outcome	Low risk	Objective measures (length of stay; mortality)
Blinding (performance bias and detection bias) Subjective measures of outcome	Low risk	Assessments in hospital took place in a neutral room at the ward in order to keep the assessors blinded to group allocation and they had no other contact with the geriatric ward or access to patients' medical records during the study period
Incomplete outcome data (attrition bias) All outcomes	Low risk	Attrition at 12 months of 6% (intervention group) and 3% (control group)
Selective reporting (reporting bias)	High risk	Trial registration includes 13 outcomes, including 6 primary outcomes, of which only 1 is reported (www.isrctn.com/ISRCTN15738119)

Manchester FASTER

Methods	Randomised trial No details on Methods	
Participants	Location: UK Patients recovering from a stroke	
Interventions	Hospital at home (early discharge)	
Outcomes	Mortality	
Notes	Unpublished	
<i>Risk of bias</i>		
Bias	Authors' judgement	Support for judgement
Random sequence generation (selection bias)	Unclear risk	Not reported, unpublished data
Allocation concealment (selection bias)	Unclear risk	Not reported, unpublished data
Baseline outcome measurements (selection bias)	Unclear risk	Not reported, unpublished data
Baseline characteristics (selection bias)	Unclear risk	Not reported, unpublished data
Blinding (performance bias and detection bias) Objective measures of outcome	Unclear risk	Not reported, unpublished data
Blinding (performance bias and detection bias) Subjective measures of outcome	Unclear risk	Not reported, unpublished data
Incomplete outcome data (attrition bias) All outcomes	Unclear risk	Not reported, unpublished data
Selective reporting (reporting bias)	Unclear risk	Not reported, unpublished data

Martin 1994

Methods	Randomised trial
Participants	Location: UK Elderly medical patients Mean age: 81.5 years N = 54 (T: 29; C: 25)

Martin 1994 (Continued)

Interventions	Hospital at home (early discharge) Type of service: hospital-based; GP has clinical responsibility; no night care Skill mix of HAH team: 1 nurse manager; 10 unqualified staff Control group: inpatient hospital care Study dates: June 1989 to February 1990	
Outcomes	Main outcomes: place of residence; readmission Other outcomes: mortality; functional status; psychological well-being; cognitive status; use of other health services Follow-up: 6 weeks, 12 weeks, and 12 months	
Notes		
<i>Risk of bias</i>		
Bias	Authors' judgement	Support for judgement
Random sequence generation (selection bias)	Unclear risk	Method not described
Allocation concealment (selection bias)	Low risk	Sealed envelopes
Baseline outcome measurements (selection bias)	Low risk	Baseline outcome measurements done prior to intervention for functional and cognitive status and psychological well-being; similar results between groups
Baseline characteristics (selection bias)	Low risk	Baseline characteristics of treatment and control groups are reported and similar for main characteristics
Blinding (performance bias and detection bias) Objective measures of outcome	Low risk	Objective outcomes for mortality, readmission, place of residence, and use of other health services
Blinding (performance bias and detection bias) Subjective measures of outcome	Low risk	Unblinded assessment; assessor not involved in the provision of care
Incomplete outcome data (attrition bias) All outcomes	Low risk	No losses to follow-up
Selective reporting (reporting bias)	Low risk	All outcomes reported in Methods also reported in Results

Mayo 2000

Methods	Randomised trial	
Participants	Location: Canada Patients recovering from a stroke Mean age (SD): T: 70.3 (12.7); C: 69.6 (12.7) N = 114 (Treatment: 58; C: 56)	
Interventions	Early discharge hospital outreach Type of service: multidisciplinary team: physiotherapist, occupational therapist, dedicated nurses, speech therapist Control group: inpatient hospital care Study dates: not reported (study conducted over 2 years)	
Outcomes	Main outcome: functional status Other outcomes: mortality; quality of life; length of stay Follow-up: 1 month and 3 months	
Notes		
<i>Risk of bias</i>		
Bias	Authors' judgement	Support for judgement
Random sequence generation (selection bias)	Unclear risk	Stratified blocked balanced randomisation
Allocation concealment (selection bias)	Low risk	Done by central office independent of the research team
Baseline outcome measurements (selection bias)	Low risk	Baseline outcome measurements done prior to intervention for functional status; similar results between groups
Baseline characteristics (selection bias)	Low risk	Baseline characteristics of treatment and control groups are reported and similar
Blinding (performance bias and detection bias) Objective measures of outcome	Low risk	Objective outcomes for mortality and length of stay
Blinding (performance bias and detection bias) Subjective measures of outcome	Low risk	Done by blinded assessor
Incomplete outcome data (attrition bias) All outcomes	Low risk	Attrition < 10% and similar for both groups
Selective reporting (reporting bias)	Low risk	All outcomes reported in Methods also reported in Results

Methods	Randomised trial	
Participants	Location: UK Patients with chronic obstructive pulmonary disease Mean age: Treatment: 69.7; C: 70.1 N = 60 (T: 30; C: 30)	
Interventions	Hospital at home (early discharge within 48 hours of admission) Type of service: daily monitoring by 2 respiratory outreach nurses who were accessible by phone daily from 9:00 to 17:00, out-of-hours advice from Medical Chest Unit: GPs aware but not involved in care Those living alone with no phone were excluded from the trial Control group: inpatient hospital care Study dates: May 1999 and February 2000	
Outcomes	Length of stay; days of care; symptom score; respiratory function; patient and caregiver satisfaction Follow-up: 2 weeks for satisfaction, 3 months for readmission	
Notes		
<i>Risk of bias</i>		
Bias	Authors' judgement	Support for judgement
Random sequence generation (selection bias)	Unclear risk	Method not reported
Allocation concealment (selection bias)	Low risk	Sealed envelopes
Baseline outcome measurements (selection bias)	Low risk	Baseline outcome measurements done prior to intervention for respiratory function and symptom score; similar results between groups
Baseline characteristics (selection bias)	Low risk	Baseline characteristics of treatment and control groups are reported and similar
Blinding (performance bias and detection bias) Objective measures of outcome	Low risk	Objective outcomes for length of stay and days of care
Blinding (performance bias and detection bias) Subjective measures of outcome	Unclear risk	Method not reported
Incomplete outcome data (attrition bias) All outcomes	Unclear risk	Attrition rate < 10%, similar proportion for both groups

Ojoo 2002 (Continued)

Selective reporting (reporting bias)	Low risk	All outcomes reported in Methods also reported in Results
--------------------------------------	----------	---

Palmer Hill 2000

Methods	Randomised trial
Participants	Location: UK Patients recovering from a knee replacement Age: no data N= 60 (T: 32; C: 28)
Interventions	Hospital at home (early discharge) Type of service: orthopaedic outreach team (2 orthopaedic nurses, a healthcare assistant, a physiotherapist) provide domiciliary care and a 24-hour on-call service Control group: inpatient hospital care Study dates: December 1997 to October 1998
Outcomes	Clinical condition of the knee joint; complications; readmission; patient satisfaction Follow-up: 6 weeks, 12 weeks, and 1 year
Notes	

Risk of bias

Bias	Authors' judgement	Support for judgement
Random sequence generation (selection bias)	Unclear risk	Not reported
Allocation concealment (selection bias)	Unclear risk	Not reported
Baseline outcome measurements (selection bias)	Low risk	Baseline outcome measurements done prior to intervention for knee and functional scores; similar results between groups
Baseline characteristics (selection bias)	Low risk	Baseline characteristics of treatment and control groups are reported and similar
Blinding (performance bias and detection bias) Objective measures of outcome	Low risk	Objective outcomes for readmission
Blinding (performance bias and detection bias) Subjective measures of outcome	Low risk	Completed by the patients and returned anonymised
Incomplete outcome data (attrition bias) All outcomes	Unclear risk	86% completed follow-up

Palmer Hill 2000 (Continued)

Selective reporting (reporting bias)	Low risk	All outcomes reported in Methods also reported in Results
--------------------------------------	----------	---

Rada 2008

Methods	Randomised trial
Participants	Location: Chile Adult inpatients with a mix of conditions requiring interventions usually provided in the hospital Mean age: T: 56 (range 19 - 91); C: 68 (range 19 - 97) N = 59 (Treatment: 29; C: 30)
Interventions	Early discharge hospital-based outreach Type of service: multidisciplinary team composed of 2 nurses, 2 physiotherapists, 1 geriatrician, 1 social worker, 2 paramedic technicians. Specific visiting scheduling not provided Control group: inpatient hospital care Study dates: not reported
Outcomes	Main outcome: length of hospitalisation, measured at discharge (considering both treatment modalities as hospitalisation) Other outcomes: delirium; pressure ulcers; ADLs; readmission (28-day, 3-month, 6-month); emergency room visits (28-day, 3-month, 6-month); mortality (28-day, 3-month, 6-month)
Notes	Only 57% of the expected sample was recruited

Risk of bias

Bias	Authors' judgement	Support for judgement
Random sequence generation (selection bias)	Low risk	Tailor-made software; patients randomised after completing the baseline assessment (information provided by author)
Allocation concealment (selection bias)	Unclear risk	Method not reported
Baseline outcome measurements (selection bias)	High risk	Baseline outcome measurements done prior to intervention for functional status and delirium; groups differed for both
Baseline characteristics (selection bias)	High risk	Baseline characteristics of treatment and control groups differed for relevant characteristics (age and gender)
Blinding (performance bias and detection bias) Objective measures of outcome	Low risk	Objective outcomes for length of stay

Rada 2008 (Continued)

Blinding (performance bias and detection bias) Subjective measures of outcome	Unclear risk	Not reported who performed the follow-up assessments for patient-reported outcomes or how it was done
Incomplete outcome data (attrition bias) All outcomes	High risk	Recruitment stopped before achieving complete estimated sample (57%)
Selective reporting (reporting bias)	High risk	No data reported for main outcome (length of hospitalisation)

Richards 1998

Methods	Randomised trial
Participants	Location: UK Elderly patients recovering from elective surgery or emergency medical admissions (31% fractured neck of femur, 21% other fractures, 11% hip replacement, 10% cerebrovascular accidents, 10% knee replacements, 22% miscellaneous reasons for admission) Mean age: 78.3 (SD 6.9) N = 241 (T: 160, of which 50 had a medical diagnosis; C: 81, of which 25 had a medical diagnosis)
Interventions	Hospital at home (early discharge) Type of service: early discharge from hospital; no night care Control group: inpatient hospital care, which included development of care pathways and discharge planning Study dates: July 1994 and October 1995
Outcomes	Main outcomes: resources and cost Follow-up: 4 weeks and 3 months
Notes	

Risk of bias

Bias	Authors' judgement	Support for judgement
Random sequence generation (selection bias)	Unclear risk	Block-stratified randomisation
Allocation concealment (selection bias)	Low risk	Sealed envelopes produced independently of the research and clinical staff
Baseline outcome measurements (selection bias)	Low risk	Baseline outcome measurements done prior to intervention for self-reported overall health; difference between groups adjusted for in the analysis

Richards 1998 (Continued)

Baseline characteristics (selection bias)	Low risk	Baseline characteristics of treatment and control groups are reported and similar
Blinding (performance bias and detection bias) Objective measures of outcome	Low risk	Objective outcomes for resources and cost
Blinding (performance bias and detection bias) Subjective measures of outcome	Low risk	Unblinded assessment; assessor not involved in the provision of care
Incomplete outcome data (attrition bias) All outcomes	Low risk	Attrition < 10% and similar for both groups; intention-to-treat analysis
Selective reporting (reporting bias)	Low risk	All outcomes reported in Methods also reported in Results

Rodgers 1997

Methods	Randomised trial	
Participants	Location: UK Patients recovering from a stroke Median age (range): T: 73 (47 - 93); C: 73 (44 - 91) N = 92 (T: 46; C: 46)	
Interventions	Hospital at home (early discharge) Type of service: community-based stroke team that provided an in-reach service to 3 local acute hospitals, visiting patients prior to discharge. Multidisciplinary team of occupational therapist, physiotherapist, speech and language therapist, social worker. Nursing provided by the primary care team. GP had clinical responsibility, with support from a consultant working in stroke medicine. The stroke team used a key worker approach and patients held a copy of their record which they or their caregiver could add to. Review meetings involved patients and caregivers in their homes. Care available 24 hours a day if required Control group: inpatient hospital care Study dates: February 1995 and January 1996	
Outcomes	Quality of life; functional status; psychological well-being; caregiver well-being; readmission rate; place of discharge Follow-up: 7-10 days post-discharge and 3 months post-stroke	
Notes		
<i>Risk of bias</i>		
Bias	Authors' judgement	Support for judgement

Rodgers 1997 (Continued)

Random sequence generation (selection bias)	Low risk	Computerised randomisation service
Allocation concealment (selection bias)	Low risk	Centralised randomisation service
Baseline outcome measurements (selection bias)	Low risk	Baseline outcome measurements done prior to intervention for functional status; similar results between groups
Baseline characteristics (selection bias)	Low risk	Baseline characteristics of treatment and control groups are reported and similar
Blinding (performance bias and detection bias) Objective measures of outcome	Low risk	Objective outcomes for readmission and place of discharge
Blinding (performance bias and detection bias) Subjective measures of outcome	Low risk	Unblinded assessment; assessor not involved in the provision of care
Incomplete outcome data (attrition bias) All outcomes	Low risk	Attrition rate < 5%, similar proportion for both groups
Selective reporting (reporting bias)	Low risk	All outcomes reported in Methods also reported in Results

Ruckley 1978

Methods	Randomised trial
Participants	Location: UK Patients following elective surgery (hernia and varicose veins) Mean age: 43 years N = 360 (T: 117; C: 121; Convalescent: 122)
Interventions	Hospital at home Type of service: organised by the hospital, provided by the community; clinical responsibility held by the GP Skill mix of HAH team: 15 GPs; district nurses Control group: inpatient hospital care Study dates: not reported
Outcomes	Clinical complications; patient satisfaction; readmission; caregiver satisfaction Follow-up: 2 to 3 weeks
Notes	
<i>Risk of bias</i>	

Ruckley 1978 (Continued)

Bias	Authors' judgement	Support for judgement
Random sequence generation (selection bias)	Low risk	Restricted randomisation
Allocation concealment (selection bias)	Low risk	Sealed envelopes
Baseline outcome measurements (selection bias)	Low risk	Baseline measures of the main outcomes of clinical complications, readmission, and satisfaction with treatment received at follow-up were not relevant
Baseline characteristics (selection bias)	High risk	Baseline characteristics of treatment and control groups not reported
Blinding (performance bias and detection bias) Objective measures of outcome	Low risk	Objective outcomes for readmission
Blinding (performance bias and detection bias) Subjective measures of outcome	Unclear risk	Unclear risk for clinical complications and satisfaction, as method of assessment not reported
Incomplete outcome data (attrition bias) All outcomes	Unclear risk	No loss to follow-up
Selective reporting (reporting bias)	Unclear risk	Not clear

Rudd 1997

Methods	Randomised trial
Participants	Location: London, UK Patients recovering from a stroke Mean age (SD): T: 70 (11); C: 72 (12) N = 331 (T: 167; C: 164)
Interventions	Hospital at home (early discharge) Type of service: co-ordinated by hospital-based consultant, community-based nursing and therapy; 24-hour care not available Control group: hospital care and hospital-organised rehabilitation Study dates: January 1993 to July 1995
Outcomes	Main outcome: functional status Other outcomes: mortality; readmission; psychological well-being; patient satisfaction; caregiver satisfaction; caregiver burden Follow-up, 2 months, 4 months, and 6 months
Notes	

Rudd 1997 (Continued)

<i>Risk of bias</i>		
Bias	Authors' judgement	Support for judgement
Random sequence generation (selection bias)	Low risk	Restricted randomisation in permuted blocks of 10
Allocation concealment (selection bias)	Low risk	Blank sealed opaque envelopes
Baseline outcome measurements (selection bias)	Low risk	Baseline outcome measurements done prior to intervention for functional status; similar results between groups
Baseline characteristics (selection bias)	Low risk	Baseline characteristics of treatment and control groups are reported and similar
Blinding (performance bias and detection bias) Objective measures of outcome	Low risk	Objective outcomes for mortality and readmission
Blinding (performance bias and detection bias) Subjective measures of outcome	Low risk	Completed by blinded assessor
Incomplete outcome data (attrition bias) All outcomes	Unclear risk	Attrition < 5%, similar proportion between groups
Selective reporting (reporting bias)	Low risk	All outcomes reported in Methods also reported in Results

Shepperd 1998

Methods	Randomised trial
Participants	<p>Location: Northamptonshire, UK</p> <p>Patients recovering from elective surgery or with a medical condition</p> <p>Mean age: T: 71; C: 70 (knee replacement T: 68, C: 72; hip replacement T: 71, C: 70; hysterectomy T: 45, C: 44; older patients with a medical condition T: 77, C: 76; COPD T: 71, C: 73)</p> <p>N = 538: T: 263, of which 65 had a medical diagnosis (15 of 65 had COPD), 37 were recovering from a hip replacement, 47 from a knee replacement and 114 from a hysterectomy; C: 275, of which 63 had a medical diagnosis (17 had COPD), 49 were recovering from a hip replacement, 39 from a knee replacement and 124 from a hysterectomy</p>
Interventions	<p>Hospital at home (early discharge and admission avoidance)</p> <p>Type of service: community-based nursing and therapy, nursing aids, GP had clinical responsibility</p> <p>Control group: inpatient hospital care</p>

Shepperd 1998 (Continued)

	Study dates: October 1994 to November 1996	
Outcomes	Mortality; readmission; functional status; psychological well-being; quality of life; patient satisfaction; caregiver satisfaction; caregiver burden; resource use; cost Follow-up: 1 month and 3 months	
Notes		
<i>Risk of bias</i>		
Bias	Authors' judgement	Support for judgement
Random sequence generation (selection bias)	Low risk	Computer-generated random sequence
Allocation concealment (selection bias)	Low risk	Telephone randomisation
Baseline outcome measurements (selection bias)	Low risk	Baseline outcome measurements done prior to intervention for functional status and general health status; similar results between groups
Baseline characteristics (selection bias)	Low risk	Baseline characteristics of treatment and control groups are reported and similar
Blinding (performance bias and detection bias) Objective measures of outcome	Low risk	Objective outcomes for mortality, readmission and length of stay
Blinding (performance bias and detection bias) Subjective measures of outcome	Unclear risk	Patient-reported measures of outcome; participants and researchers aware of allocation group
Incomplete outcome data (attrition bias) All outcomes	Low risk	Attrition < 12%, similar for both groups; intention-to-treat analysis
Selective reporting (reporting bias)	Low risk	All outcomes reported in the protocol were published

Skwarska 2000

Methods	Randomised trial
Participants	Location: Edinburgh, Scotland Patients with COPD Mean age (range): T: 68.5 (39 - 84); C: 69.9 (51 - 86) N = 184 (T: 122; C: 62)

Skwarska 2000 (Continued)

Interventions	Hospital at home (early discharge from admissions unit) Type of service: acute respiratory assessment service nurse, medical advice from on-call respiratory team and GP; out-of-hours care provided by GP Control group: inpatient hospital care Study dates: November 1996 to May 1998	
Outcomes	Respiratory function; quality of life; additional care; GP satisfaction; costs Follow-up: 8 weeks	
Notes		
Risk of bias		
Bias	Authors' judgement	Support for judgement
Random sequence generation (selection bias)	Low risk	Computer-generated random numbers in a 2:1 ratio
Allocation concealment (selection bias)	Unclear risk	Method not reported
Baseline outcome measurements (selection bias)	Low risk	Baseline outcome measurements done prior to intervention for respiratory function and disease-related characteristics; similar results between groups
Baseline characteristics (selection bias)	Low risk	Baseline characteristics of treatment and control groups are reported and similar
Blinding (performance bias and detection bias) Objective measures of outcome	Low risk	Objective outcomes for costs and additional care
Blinding (performance bias and detection bias) Subjective measures of outcome	Unclear risk	Data collected by the same nurse who provided care
Incomplete outcome data (attrition bias) All outcomes	Low risk	Attrition rate < 6%
Selective reporting (reporting bias)	Low risk	All outcomes reported in Methods also reported in Results

Suwenwela 2001

Methods	Randomised trial
Participants	Location: Thailand Recovering from a stroke Mean age (SD): T: 58.4 years (9.6); C: 59.8 (9.9) N = 102 (T: 52; C: 50)

Interventions	Type of service: community-based early discharge service, run by Red Cross volunteers; family members were trained to give injections under nurse guidance while the patient was in hospital, and encouraged to participate in physical and occupational therapy so they could help with home rehabilitation Control group: inpatient hospital care Study dates: December 1998 to August 1999	
Outcomes	Mortality; functional status; satisfaction Follow-up: 6 months	
Notes		
<i>Risk of bias</i>		
Bias	Authors' judgement	Support for judgement
Random sequence generation (selection bias)	Unclear risk	Method not described
Allocation concealment (selection bias)	Unclear risk	Method not described
Baseline outcome measurements (selection bias)	Low risk	Baseline outcome measurements done prior to intervention for stroke-related characteristics; similar results between groups
Baseline characteristics (selection bias)	Low risk	Baseline characteristics of treatment and control groups are reported and similar
Blinding (performance bias and detection bias) Objective measures of outcome	Low risk	Objective outcomes for mortality
Blinding (performance bias and detection bias) Subjective measures of outcome	Unclear risk	Method not described
Incomplete outcome data (attrition bias) All outcomes	Low risk	No losses to follow-up
Selective reporting (reporting bias)	Unclear risk	Not clear from authors' description

Tibaldi 2013

Methods	Randomised trial
Participants	Location: Italy Adult inpatients with 2+ episodes of hospitalisation for decompensating heart failure in the last 6 - 12 months Mean age: 81 N = 52 (T: 26; C: 26)
Interventions	Early discharge hospital-based outreach Type of service: multidisciplinary team composed of nurses, physiotherapists, geriatricians, and social worker, available from 8 a.m. to unstated closure time. Specific visit scheduling not provided. 24-hour care mostly provided by out-of-hours service but 24-hour advice also available from the team Control group: inpatient hospital care Study dates: September 2008 to May 2010
Outcomes	Mortality, place of discharge, number of readmissions and causes of readmission, length of stay, functional and cognitive status, psychological well-being, nutritional status and quality of life, pain perception and their state of health, caregiver stress Follow-up: 1 month
Notes	

Risk of bias

Bias	Authors' judgement	Support for judgement
Random sequence generation (selection bias)	Unclear risk	Method not reported
Allocation concealment (selection bias)	Low risk	Allocation occurred 12 - 24 hours after hospital admission, and after initial stabilisation treatment and baseline measurements, and consenting
Baseline outcome measurements (selection bias)	Low risk	Baseline outcome measurements done prior to intervention for functional and cognitive status, psychological well-being, quality of life, pain; similar results between groups
Baseline characteristics (selection bias)	Low risk	Baseline characteristics of treatment and control groups are reported and similar
Blinding (performance bias and detection bias) Objective measures of outcome	Low risk	Objective outcomes for mortality, place of discharge, readmission and length of stay
Blinding (performance bias and detection bias) Subjective measures of outcome	Unclear risk	Not reported who performed the follow-up assessments for patient-reported outcomes

Tibaldi 2013 (Continued)

Incomplete outcome data (attrition bias) All outcomes	Low risk	All patients accounted for
Selective reporting (reporting bias)	High risk	Authors state several measures collected at follow-up for which results are not reported

Utens 2012

Methods	Randomised trial
Participants	Location: The Netherlands Patients aged ≥ 40 years with COPD exacerbations Mean age (SD): T: 68.3 (10.3), C: 67.8 (11.3) N = 139 (T: 70; C: 69)
Interventions	Early discharge hospital-based outreach Type of service: all patients treated in hospital for 3 days, T discharged home on day 4, followed by home visits by nurses on 4 consecutive days; respiratory physician supervised nurses' performance and had clinical responsibility. 24-hour support provided by the hospital (phone number provided). GPs were informed about patients' participation but not directly involved Control group: inpatient hospital care (7 days) Study dates: November 2007 to March 2011
Outcomes	Main outcome: changes in Clinical COPD Questionnaire scores Other outcomes: number of treatment failures; number of readmissions and time to readmission; mortality and time to death; health-related quality of life; caregiver burden; patient and primary informal caregiver satisfaction Follow-up: 3 months
Notes	

Risk of bias

Bias	Authors' judgement	Support for judgement
Random sequence generation (selection bias)	Low risk	Randomisation performed using a computer-generated randomisation list with sealed envelopes
Allocation concealment (selection bias)	Low risk	Independently done
Baseline outcome measurements (selection bias)	Unclear risk	Baseline outcome measurements done prior to intervention for clinical characteristics; similar results between groups
Baseline characteristics (selection bias)	Low risk	Baseline characteristics of treatment and control groups are reported and similar

Utens 2012 (Continued)

Blinding (performance bias and detection bias) Objective measures of outcome	Low risk	Objective outcomes for mortality and readmission
Blinding (performance bias and detection bias) Subjective measures of outcome	Unclear risk	Collected by unblinded trial nurses
Incomplete outcome data (attrition bias) All outcomes	Low risk	> 80% participants retained; intention-to-treat analysis
Selective reporting (reporting bias)	Low risk	All protocol outcomes reported

Widén Holmqvist 1998

Methods	Randomised trial
Participants	Location: Stockholm, Sweden Patients recovering from a stroke Mean age (SD): T: 70.8 years (7.6); C: 72.6 (8.9) N = 81 (T: 41; C: 40)
Interventions	Hospital at home Type of service: community-based nursing and therapy Control group: inpatient hospital care Study dates: September 1993 to March 1996
Outcomes	Functional status; psychological well-being; patient satisfaction; use of hospital and home rehabilitation service Follow-up: 3 months
Notes	

Risk of bias

Bias	Authors' judgement	Support for judgement
Random sequence generation (selection bias)	Low risk	Computerised random block procedure
Allocation concealment (selection bias)	Low risk	Sealed envelopes; done independently
Baseline outcome measurements (selection bias)	Low risk	Baseline outcome measurements done prior to intervention for functional status; similar results between groups
Baseline characteristics (selection bias)	Low risk	Baseline characteristics of treatment and control groups are reported and similar

Widén Holmqvist 1998 (Continued)

Blinding (performance bias and detection bias) Objective measures of outcome	Low risk	Objective outcomes for use of health services
Blinding (performance bias and detection bias) Subjective measures of outcome	Low risk	Done by blinded assessor
Incomplete outcome data (attrition bias) All outcomes	Low risk	Attrition rate < 3%
Selective reporting (reporting bias)	Low risk	All outcomes reported in Methods also reported in Results

ADLs: activities of daily living; C: control group; COPD: chronic obstructive pulmonary disease; GP: general practitioner; HAH: hospital at home; ICU: intensive care unit; IQR: interquartile range; SD: standard deviation; T: treatment group

Characteristics of excluded studies [ordered by study ID]

Study	Reason for exclusion
Belagaje 2014	Secondary analysis of a trial that compared 2 interventions for acute ischaemic stroke; no hospital at home was provided as part of the intervention
Bonnema 1998	This study evaluated early discharge from hospital of women following surgery for breast cancer; no hospital at home was provided
Bove 2015	Protocol for a randomised trial; usual care will not be provided in hospital
Brooten 1994	Obstetrics (this group of patients was not included in the review)
Bundred 1998	This study evaluated early discharge from hospital of women following surgery for breast cancer; no hospital at home was provided
Collins 2014	Small feasibility study (N = 14)
Cruz Eng 2015	Intervention group received care both at home and as an outpatient
Faucher 2012	Participants allocated to early discharge followed up in outpatient clinics, not at home
Fjaertoft 2011	Intervention could be provided either at home or in an outpatient clinic
Gerson 1976	No standard measures of outcome used. A physician, not blind to the patients' group assignment, assessed clinical function. No criteria were used to define an untoward event. No intention-to-treat analysis, data were analysed

(Continued)

	by the care the patient received
Gjelsvik 2014	The comparison group was also discharged home
Hansen 1992	This study did not evaluate hospital at home, but a model for follow-up visits at home after discharge from hospital
Hernandez 2003	39% of those allocated to hospital care were not admitted to hospital, so the degree to which the intervention substituted for hospital care is not clear
Hill 1978	This study evaluated hospital at home care for patients with a myocardial infarction. Managing this group of patients totally at home is now obsolete, as thrombolytic therapy has made admission to hospital necessary
Hofstad 2014	Randomised trial that compared 2 early supported discharge models, 1 provided health care in a day unit and the other in the patients' homes. A third group were allocated to an institutional stay if necessary and/or physiotherapy as needed in the municipality (0 - 2 hours per week)
Koopman 1996	This study compared patients treated with intravenous standard heparin administered in hospital with fixed dose subcutaneous low-molecular weight heparin administered at home, when feasible. Patients were taught to self-administer the low molecular weight heparin. Care was not provided in the patients' homes by a team of healthcare professionals; the intervention was not therefore considered hospital at home
Levine 1996	This study compared the use of intravenous standard heparin administered in the hospital with the administration of subcutaneous low molecular weight heparin primarily at home. The study nurse taught the patient to administer the medication. Care was not provided in the patients' homes by a team of healthcare professionals; the intervention was not therefore considered hospital at home
Magid 1989	This trial recruited 22 patients to compare the acceptance of inpatient with home continuous intravenous infusion of chemotherapy. While in hospital patients were instructed on the use of the infusers before discharge. The infusion was delivered in a continuous flow over 24 hours and new defusers were attached by the patient. Care was not provided in the patients' homes by a team of healthcare professionals. The intervention was not therefore considered hospital at home as no additional services were provided
Mascardi 2015	Participants allocated to early discharge followed up in outpatient clinics, not at home
Mather 1976	This study evaluated hospital at home care for patients with a myocardial infarction. Managing this group of patients totally at home is now obsolete, as thrombolytic therapy has made admission to hospital necessary
Melin 1992	Recruited patients with long-term care needs. Hospital at home was a substitute for long-term care
Melin 1993	Recruited patients with long-term care needs. Hospital at home was a substitute for long term care
Otero 2010	Early discharge programme, hospital at home services not provided
Rasmussen 2016	Intervention was not early discharge but instead a combination of pre-discharge home intervention, hospital intervention, and post-discharge intervention
Romano 1991	Compares therapies at home, no comparison with hospital care

(Continued)

Rønning 1998	Inpatient hospital rehabilitation compared with rehabilitation provided by the municipalities in a variety of settings which included nursing home rehabilitation on an inpatient or outpatient basis, and further ambulatory rehabilitation by a visiting physical therapist, speech therapist and/or nurse. Primary care also provided
Sigurdsson 2008	Some of the participants allocated to control group were discharged to a convalescent home mid-trial
Stone 1968	A case-control study, with control patients selected to match the homecare patients
Wade 1985	Compared 2 districts, with and without a domiciliary stroke service
Wang 2012	Qualitative study reporting on a small trial (N = 9)
Williams 1981	Patients were randomly allocated to 24-hour bed rest in hospital or mobilisation at home following intra-articular irradiation of the knee with yttrium-90. No additional services were provided at home
Wolter 2004	Intravenous therapy, analysis based on number of readmissions, data not provided on number of people readmitted. Authors contacted, no reply
Zimmer 1984	Evaluated the effectiveness of a home care programme for home-bound chronically ill patients. The home care programme was not a substitute for inpatient hospital care, but an addition to existing community services
Zimmer 1985	Evaluated the effectiveness of a home care programme for home bound chronically ill patients. The home care programme was not a substitute for in-patient hospital care, but an addition to existing community services

Characteristics of ongoing studies [ordered by study ID]

NCT01622205

Trial name or title	GOTthenburg Very Early Supported Discharged (GOTVED)
Methods	Single-blind randomised trial with parallel assignment
Participants	Adults aged 18+ years with confirmed moderate to severe stroke and life expectancy of > 1 year
Interventions	Home visits performed by a rehabilitation team (physiotherapists, occupational therapists and a stroke nurse) . Person-centred approach
Outcomes	Main outcomes: anxiety and depression at 1-, 3-, and 12-month follow-up Other outcomes: functional status, balance, quality of life, impact of stroke and readmission; all at 1-, 3-, and 12-month follow-up
Starting date	May 2011 (estimated completion date July 2016)
Contact information	

Notes	ClinicalTrials.gov NCT01622205
-------	--------------------------------

DATA AND ANALYSES

Comparison 1. Early discharge hospital at home versus inpatient care for those recovering from a stroke

Outcome or subgroup title	No. of studies	No. of participants	Statistical method	Effect size
1 Mortality at 3 - 6 months	11	1114	Risk Ratio (M-H, Fixed, 95% CI)	0.92 [0.57, 1.48]
2 Mortality at 12 months			Other data	No numeric data
3 Hospital readmission at 3 - 6 months	5	345	Risk Ratio (M-H, Fixed, 95% CI)	1.09 [0.71, 1.66]
4 Hospital readmission at 12 months follow-up			Other data	No numeric data
5 Functional status			Other data	No numeric data
6 Patient outcomes			Other data	No numeric data
6.1 Quality of life/self-reported health status			Other data	No numeric data
6.2 Psychological well-being			Other data	No numeric data
7 Institutional care at 6 months follow-up (Rodgers 3-month data)	4	574	Risk Ratio (M-H, Fixed, 95% CI)	0.63 [0.40, 0.98]
8 Patient satisfaction and preference for place of care			Other data	No numeric data
9 Caregiver outcomes			Other data	No numeric data
10 Hospital length of stay	4	528	Mean Difference (IV, Fixed, 95% CI)	-6.68 [-10.19, -3.17]
11 Length of stay: inpatient days (including readmission days) and home-based treatment			Other data	No numeric data
12 Cost and use of other services			Other data	No numeric data
12.1 Cost			Other data	No numeric data
12.2 Use of other services			Other data	No numeric data

Comparison 2. Early discharge hospital at home versus inpatient care for older people with a mix of conditions

Outcome or subgroup title	No. of studies	No. of participants	Statistical method	Effect size
1 Mortality at 3 - 6 months - older people with a mix of conditions	8	1247	Risk Ratio (M-H, Fixed, 95% CI)	1.07 [0.76, 1.49]
2 Mortality - chronic obstructive pulmonary disease	5	496	Risk Ratio (M-H, Fixed, 95% CI)	0.53 [0.25, 1.12]
3 Hospital readmission at 3 months - older people with a mix of conditions	9	1276	Risk Ratio (M-H, Fixed, 95% CI)	1.25 [0.98, 1.58]
4 Hospital readmission for those with COPD	5	496	Risk Ratio (M-H, Fixed, 95% CI)	0.86 [0.66, 1.13]

5 Functional status - older people a mix of conditions, including COPD			Other data	No numeric data
5.1 Functional status			Other data	No numeric data
5.2 Falls			Other data	No numeric data
6 Functional status at 3 months - older people with a mix of conditions	4	639	Mean Difference (IV, Fixed, 95% CI)	0.34 [-0.18, 0.86]
7 Patient-reported outcomes			Other data	No numeric data
7.1 Quality of life/self-reported health status: Older people with a mix of conditions			Other data	No numeric data
7.2 Quality of life/self-reported health status: Older people with COPD			Other data	No numeric data
7.3 Cognitive functioning			Other data	No numeric data
7.4 Psychological well-being			Other data	No numeric data
8 Institutional care at 1 year follow-up (Donald 6 months) - older patients with a mix of conditions	3	484	Risk Ratio (M-H, Fixed, 95% CI)	0.69 [0.48, 0.99]
9 Patients' place of residence at follow-up (not included in meta-analysis)			Other data	No numeric data
10 Patient satisfaction and preference for place of care			Other data	No numeric data
11 Caregiver outcomes			Other data	No numeric data
12 Staff views			Other data	No numeric data
13 Length of stay			Other data	No numeric data
13.1 Inpatient days (including readmission days) and hospital at home length of stay (not included in meta-analysis)			Other data	No numeric data
13.2 Total length of stay - hospital plus hospital at home			Other data	No numeric data
14 Hospital length of stay - older people with a mix of conditions	4	613	Mean Difference (IV, Fixed, 95% CI)	-6.76 [-10.60, -2.92]
15 Total length of stay - older people with a mix of mainly medical conditions	3	378	Mean Difference (IV, Fixed, 95% CI)	6.43 [2.84, 10.03]
16 Cost and resource use			Other data	No numeric data
16.1 Cost			Other data	No numeric data
16.2 Use of other services			Other data	No numeric data

Comparison 3. Early discharge hospital at home versus inpatient care following elective surgery

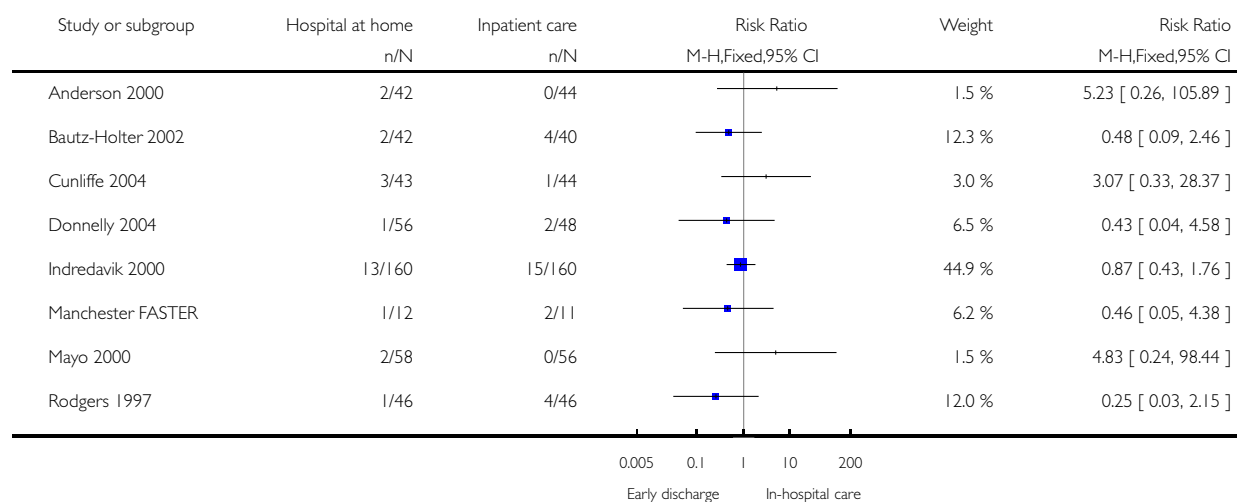
Outcome or subgroup title	No. of studies	No. of participants	Statistical method	Effect size
1 Mortality			Other data	No numeric data
2 Hospital readmission			Other data	No numeric data
3 Functional status			Other data	No numeric data
4 Patient outcomes: Quality of life/self-reported health status			Other data	No numeric data
5 Clinical complications			Other data	No numeric data
6 Patient satisfaction			Other data	No numeric data
7 Caregiver outcomes			Other data	No numeric data
8 Staff views - GP workload			Other data	No numeric data
9 Hospital length of stay - older people recovering from surgery	4	411	Mean Difference (IV, Fixed, 95% CI)	-4.44 [-6.37, -2.51]
10 Length of stay (not included in meta-analysis)			Other data	No numeric data
11 Total length of stay - older people having elective surgery	2	245	Mean Difference (IV, Fixed, 95% CI)	2.79 [0.77, 4.81]
12 Cost			Other data	No numeric data

Analysis 1.1. Comparison 1 Early discharge hospital at home versus inpatient care for those recovering from a stroke, Outcome 1 Mortality at 3 - 6 months.

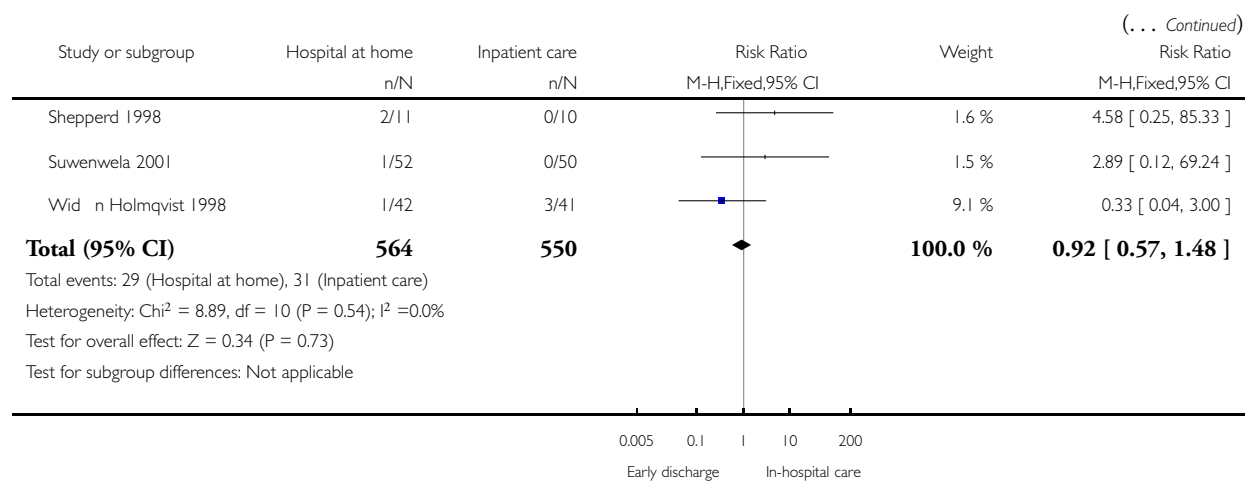
Review: Early discharge hospital at home

Comparison: 1 Early discharge hospital at home versus inpatient care for those recovering from a stroke

Outcome: 1 Mortality at 3 - 6 months



(Continued . . .)



Analysis 1.2. Comparison 1 Early discharge hospital at home versus inpatient care for those recovering from a stroke, Outcome 2 Mortality at 12 months.

Mortality at 12 months

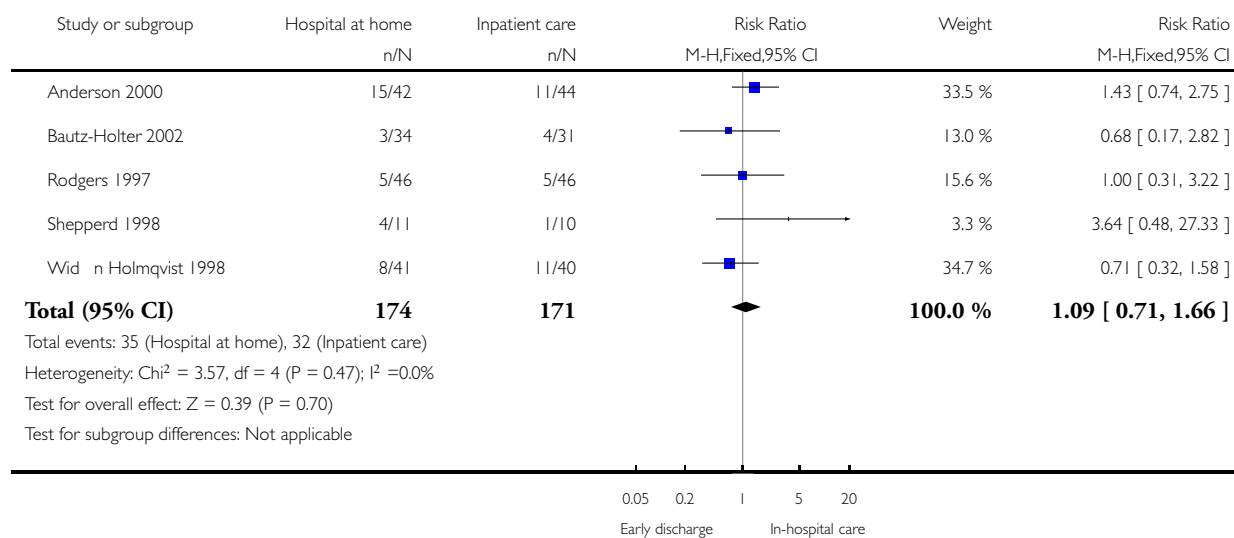
Study	Results	Notes
Askim 2004	T: 8/31 (25.8%); C: 5/31 (16.1%) Difference 9.7%, 95% CI -10.8 to 29.3	12 months follow-up
Cunliffe 2004	T: 6/43 (13.9%); C: 1/44 (2.3%) Difference 11.7%, 95% CI -0.4 to 25.1	12 months follow-up
Donnelly 2004	T: 2/59 (3.4%); C: 3/54 (5.6%) Difference -2.2%, 95% CI -12.0 to 6.8	12 months follow-up
Rudd 1997	T: 26/167 (15.6%); C: 34/164 (20.7%) Difference -5.1%, 95% CI -13.5 to 3.2	12 months follow-up

Analysis I.3. Comparison I Early discharge hospital at home versus inpatient care for those recovering from a stroke, Outcome 3 Hospital readmission at 3 - 6 months.

Review: Early discharge hospital at home

Comparison: I Early discharge hospital at home versus inpatient care for those recovering from a stroke

Outcome: 3 Hospital readmission at 3 - 6 months



Analysis I.4. Comparison I Early discharge hospital at home versus inpatient care for those recovering from a stroke, Outcome 4 Hospital readmission at 12 months follow-up.

Hospital readmission at 12 months follow-up

Study	
Donnelly 2004	12 months T: 6/59 (10.2%); C: 7/54 (13%), P = 0.64
Rudd 1997	12 months T: 44/167 (26.4%); C: 42/164 (25.6%), P = 0.89

Analysis I.5. Comparison I Early discharge hospital at home versus inpatient care for those recovering from a stroke, Outcome 5 Functional status.

Functional status

Study	Results	Notes
Anderson 2000	Barthel Index 6 months - Median (IQR) T: 96.0 (88.3 to 100); C: 98.0 (85.5 to 100); P = 0.	Modified Barthel Index 10 items covering activities of daily living (e.g. feed-

Functional status (Continued)

	99 Median difference -2.0, 95% CI -2.0 to 2.0	ing, toilet use) Scores 5 to 50 (higher scores: more independent)
Askim 2004	<p>Modified Rankin Scale *</p> <p>At 6 weeks T: 16/31 (52%); C: 16/31 (52%); P = 1.0, 95% CI -0.26 to 0.26</p> <p>At 26 weeks T: 13/31 (42%); C: 16/31 (52%); P = 0.62, 95% CI -0.35 to 0.16</p> <p>At 52 weeks T: 12/31 (39%); C: 16/31 (52%); P = 0.44, 95% CI -0.37 to 0.13</p> <p>Barthel Index **</p> <p>At 6 weeks T: 13/31 (42%); C: 14/31 (45.2%); P = 1.0, 95% CI -0.28 to 0.22 Mean (SD) T: 75 (30.6); C: 74 (31.2); P = 0.77 95% CI -15.1 to 17.5</p> <p>At 26 weeks T: 11/31 (35.5%); C: 14/31 (45.2%); P = 0.6, 95% CI -0.34 to 0.15 Mean (SD) T: 75 (33); C: 77 (27.6); P = 0.9, 95% CI -20 to 14.7</p> <p>At 52 weeks T: 11/31 (35.5%); C: 15/31 (48%); P = 0.44, 95% CI -0.37 to 0.12 Mean (SD) T: 71.7 (34.7); C: 79 (28.7); P = 0.45 95% CI -25.9 to 11.4</p>	<p>* Modified Rankin Scale 7 items covering stroke-related disability Scores 0 to 6 (higher scores = more disability) Score of < 2 classified as independent</p> <p>** Barthel Index Max score 100; Independent > 95</p>
Bautz-Holter 2002	<p>Nottingham extended ADL</p> <p><i>Mobility</i> - Median (IQR) 3 months T: 10.5 (4 to 14); C: 8 (3 to 15) Difference 95% CI -2 to 4, P = 0.41</p> <p>At 6 months T: 11 (6 to 14); C: 10 (4 to 15) Difference 95% CI -2 to 4, P = 0.55</p> <p><i>Kitchen</i> - Median (IQR) 3 months T: 12 (8 to 14); C: 12 (6 to 15) Difference 95% -2 to 1, P = 0.87</p>	<p>Nottingham extended ADL 22 items covering stroke-related ADLs (four domains plus total score) Higher scores: more independence</p>

Functional status (Continued)

	<p>6 months - Median (IQR) T: 12 (8 to 15); C: 13 (10 to 15) Difference 95% CI -2 to 1, P = 0.52</p> <p><i>Domestic</i> - Median (IQR) 3 months T: 6 (3 to 8); C: 5 (3 to 10) Difference 95% CI -3 to 1, P = 0.58 6 months T: 5.5 (4 to 8); C: 6 (3 to 11) Difference 95% -3 to 1, P = 0.47</p> <p><i>Leisure</i> - Median (IQR) 3 months T: 8 (6 to 9); C: 6 (5 to 9) Difference 95% CI -1 to 2, P = 0.38 6 months T: 7.5 (6 to 10); C: 7 (6 to 9) Difference 95% CI -1 to 2, P = 0.55</p> <p><i>Total</i> - Median (IQR) 3 months T: 34.5 (28 to 44); C: 30 (14 to 46) Difference 95% CI -8 to 7, P = 0.78 6 months T: 24 (16 to 27); C: 22 (17 to 26) Difference 95% CI -4 to 4, P = 0.74</p>	
Donnelly 2004	<p>Barthel ADL 12 months - Mean (SD) T: 17.98 (3.1); C: 17.15 (3.8) 95% CI -2.24 to 0.58, P = 0.18</p> <p>Nottingham ADL 12 months - Mean (SD) T: 12 (6.34); C: 10.43 (5.9) 95% CI -4.04 to 0.91, P = 0.24</p> <p>10-minute timed walk 12 months - Mean (SD) T: 28.13 (21.5); C: 28.9 (28.8) 95% CI -16.5 to 18.14, P = 0.34</p>	12-month follow-up
Indredavik 2000	<p>Barthel Index (independent) * 26 weeks T: 96/100 (60%); C: 79/160 (49.4%) Difference 11.6%, P = 0.06</p> <p>Odds ratio for independence 1.54 (95% CI 0.99 to 2.39)</p>	<p>* Barthel Index Independent in activities of daily living Authors reported %, numbers derived from percentages</p> <p>Odds ratio for independence - Barthel Index > 95 vs death or Barthel <95</p>

Functional status (Continued)

	<p>Rankin Scale (independent) ** 26 weeks T: 104/160 (65%); C: 83/160 (51.9%) Difference 13.1%, 95% CI 2.4% to 23.8%, P = 0.02</p> <p>Odds ratio for independence 1.72 (95% CI 1.10 to 2.7)</p> <p>Barthel Index > 95 ^ 6 weeks T: 56/121 (46.3%); C: 42/122 (34.4%) Difference 11.9% 95% CI -0.4% to 24.1% P = 0.06</p> <p>26 weeks T: 63/121 (52.1%); C: 47/122 (38.5%) Difference 13.6% (95% CI -1.1% to 25.9%), P = 0.03</p> <p>Rankin Score < 2 ^^ 6 weeks T: 52/121 (43%); C: 38/122 (31.2%) Difference 11.8% (95% CI -0.2% to 23.9%), P = 0.06</p> <p>26 weeks T: 70/121 (58%); C: 49/122 (40.2%) Difference 17.8% (95% CI 5.3% to 30.1%), P = 0.01</p>	<p>** Rankin Scale, odds ratio for independence: Rankin scale < 2 vs Rankin scale 3 to 6 ^ Excluding those with a very mild stroke Barthel Index > 95 ^^ Excluding those with a mild stroke Rankin score < 2</p>
<p>Mayo 2000</p>	<p>Barthel Index * 1 month - Mean (SD) T: 94.3 (10.6); C: 93.3 (10.1) Difference 1 (95% CI -3.13 to 5.13)</p> <p>3 month - Mean (SD) T: 97. (6.9), C: 95.1 (10.6) Difference 2 (95% CI -1.69 to 5.69)</p> <p>OARS-IADL ** 1 month - Mean (SD) T: 10.1 (3.5); C: 8.6 (3.5) Difference 1.5 (95% CI 0.13 to 2.87)</p> <p>3 month - Mean (SD) T: 11.0 (3.5); C: 9.5 (3.9) Difference 1.5 (95% CI -0.01 to 3.01)</p> <p>STREAM ^ 1 month - Mean (SD) T: 90.3 (12.4); C: 91.7 (10.1) Difference -1.4 (95% CI -5.89 to 3.09)</p>	<p>* Barthel Index ** Older Americans Resource Scale for Instrumental ADL 7-item scale ranging 0 to 14 (higher score: greater impairment) ^ Stroke Rehabilitation Assessment of Movement 30-item scale ranging 0 to 100 (higher score: more voluntary movement)</p>

Functional status (Continued)

	<p>3 month - Mean (SD) T: 93.3 (11.7); C: 92.9 (10.0) Difference 0.4 (95% CI -4.11 to 4.91)</p>	
Rodgers 1997	<p>Oxford Handicap Scale * Categories 0 - 2 T: 28/45 (62%); C: 22/42 (52%) Difference 9.8% (95% CI -10.9% to 30.5%) Category 3 T: 8/45 (18%); C: 10/42 (24%) Difference 6% (95% CI -23% to 11%) Categories 4-5 T: 9/45 (20%); C: 10 /42 (24%) Difference 4% (95% CI -21% to 14%)</p> <p>Nottingham Extended ADL ** Median (range) <i>Mobility</i> T: 3 (0 - 6); C: 1 (0 - 6) <i>Kitchen</i> T: 4 (0 - 5); C: 3 (0 - 5) <i>Domestic</i> T: 1 (0 - 4); C: 0 (0 - 5) <i>Leisure</i> T: 2 (0 - 4); C: 2 (0 - 6) <i>Total</i> T: 10 (0 - 18); C: 7 (0 - 21)</p>	<p>* Oxford Handicap Scale (Categories 0 - 5) No symptoms, minor symptoms, minor handicap, moderate handicap, moderately severe handicap, and severe handicap ** Nottingham Extended ADL Scores at 3 month follow-up</p>
Rudd 1997	<p>Barthel Index * 12 month - Mean (SD) T: 16 (4); C: 16 (4), P = 0.3</p> <p>Aphasia ** 12 month - Mean (SD) T: 22 (8); C: 23 (7), P = 0.99</p> <p>Rivermead ADL ^ 12 month - Mean (SD) T: 22 (8); C: 23 (7), P = 0.93</p> <p>5 metre timed walk ^^ 12 month - Mean (SD in seconds) T: 12 (6); C: 12 (8), P = 0.34</p>	<p>* Barthel Index (0 - 20) ** Frenchay Aphasia Screening Test Scores < 13 indicates aphasia ^ Rivermead activities of daily living scale Scores range 15 - 45 (lower scores: higher dependence) ^^ 5-metre timed walk</p>
Suwenwela 2001	<p>NIH stroke scale * T: 40/52 (77%); C: 36/50 (73%) RR 0.89 (95% CI 0.44 to 1.75), P = 0.73</p> <p>Barthel Index **</p>	<p>* NIH Stroke Scale 11-item scale for stroke-related symptoms (0 - 42) Higher scores: more symptoms Proportion of patients who scored 0 - 2 at 6-month follow-up</p>

Functional status (Continued)

	T: 47/52 (77%); C: 43/50 (88%) RR 0.69 (95% CI 0.23 to 2.02), P = 0.49	Proportion of patients who scored 75 - 100 at 6-month follow-up
Widén Holmqvist 1998	<p>Functional status 1 *</p> <p>T: 36/41; C: 32/40; P = 0.51</p> <p>Functional status 2 **</p> <p>T: 16/41 (39%); C: 12/40 (30%) Difference 9% (95% CI -12% to 30%), P = 0.53</p> <p>Functional status 3 ^</p> <p>T: 28/41 (68.3%); C: 25/40 (62.5%) Difference 5.8% (95% CI -15% to 26%), P = 0.75</p> <p>Functional status 4 ^^</p> <p>T: 12 (8 - 15); C: 12 (10 - 16); P = 0.43</p> <p>Motor capacity °</p> <p>T: 146 (141 - 150); C: 145 (134 - 148); P = 0.18</p>	<p>* Functional status 1: independent in personal ADL</p> <p>** Functional status 2: independent in instrumental ADL</p> <p>^ Functional status 3: independent in Barthel</p> <p>^^ Functional status 4: Median time (IQR) taken to walk 10 metres</p> <p>° Motor capacity: Lindmark Motor Capacity Scale (0 - 153) Median score and (IQR) All results for 3-month follow-up At baseline T had 10% lower coping capacity, increased frequency of disease (TIA and diabetes), increased frequency of abnormal CT scans on admission and left hemisphere lesions.</p>

Analysis 1.6. Comparison 1 Early discharge hospital at home versus inpatient care for those recovering from a stroke, Outcome 6 Patient outcomes.

Patient outcomes

Study	Results	Notes
Quality of life/self-reported health status		
Anderson 2000	<p>SF-36 *</p> <p>6 months - Mean (SD)</p> <p><i>Physical functioning</i></p> <p>T: 41.3 (29.1); C: 42.5 (28.1), P = 0.86 Mean difference -1.2 (95% CI -13.8 to 11.5)</p> <p><i>Physical role limitation</i></p> <p>T: 70.7 (38.7); C: 76.9 (31.2), P = 0.43 Mean difference -6.1 (95% CI -21.7 to 9.4)</p> <p><i>Bodily pain</i></p> <p>T: 61.2 (33.1); C: 70.1 (34), P = 0.24 Mean difference -8.8 (95% CI -23.7 to 6.0)</p> <p><i>General health perceptions</i></p> <p>T: 61.8 (26.5); C: 67.3 (21.9), P = 0.31 Mean difference -5.5 (95% CI -16.3 to 5.2)</p> <p><i>Vitality</i></p>	<p>* Short form survey of self-reported health status 36 items, higher scores indicate better self-perceived health status</p> <p>** Nottingham Health Profile</p> <p>Part 1 has 38 items focusing on 6 health domains Higher scores: lower self-perceived health</p>

Patient outcomes (Continued)

<p>T: 53.8 (26.2); C: 55.5 (22.2), P = 0.75 Mean difference -1.7 (95% CI -12.5 to 9.0)</p> <p><i>Social functioning</i> T: 74.7 (31.3); C: 82.8 (23.8), P = 0.19 Mean difference -8.1 (95% CI -20.4 to 4.2)</p> <p><i>Emotional role limitation</i> T: 92.7 (21.7); C: 93.3 (24.1), P = 0.90 Mean difference -0.7 (95% CI -10.8 to 9.5)</p> <p><i>Mental health</i> T: 80.5 (17.3); C: 82.6 (13.6), P = 0.54 Mean difference -2.1 (95% CI -9.0 to 4.8)</p> <p><i>Physical component score</i> T: 37.4 (10.3); C: 39.6 (9.0), P = 0.47 Mean difference -2.2 (95% CI -6.5 to 2.1)</p> <p><i>Mental component score</i> T: 4.4 (9.2); C: 55.7 (8.4), P = 0.58 Mean difference -1.3 (95% CI -5.2 to 2.6)</p> <p>NHP ** 6 months - Median (IQR)</p> <p><i>Energy</i> T: 24.0 (0 to 62.6); C: 24.0 (0 to 50.0), P = 0.6 Difference 0 (95% CI 0 to 21.6)</p> <p><i>Pain</i> T: 0 (0 to 12.9); C: 0 (0 to 17.1), P = 0.87 Difference 0 (95% CI 0 to 0)</p> <p><i>Emotion</i> T: 3.5 (0 to 10.5); C: 0 (0-11.2), P = 0.77 Difference 0, 95% CI 0 to 0</p> <p><i>Sleep</i> T: 12.6 (0 to 33.4); C: 0 (0-22.4), P = 0.18 Difference 0, 95% CI 0 to 12.6</p> <p><i>Social</i> T: 0 (0 to 22.4); C: 0 (0 to 22), P = 0.41 Difference 0 (95% CI 0 to 0)</p> <p><i>Physical</i> T: 23.9 (10.9 to 46.1); C: 21.1.0 (2.6 to 44.9), P = 0.52 Difference 0.5 (95% CI -9.3 to 11.8)</p>	
--	--

Patient outcomes (Continued)

<p>Askim 2004</p>	<p>NHP *</p> <p>6 weeks - Median (IQR)</p> <p><i>Energy</i> T: 24 (0.0 to 60.8); C: 24 (0.0 to 63.2); P = 0.64</p> <p><i>Pain</i> T: 0.0 (0.0 to 9.0); C = 0.0 (0.0 to 12.9); P = 0.44</p> <p><i>Emotion</i> T: 7.0 (0.0 to 17.6); C: 7.1 (0.0 to 19.3); P = 0.58</p> <p><i>Sleep</i> T: 0.0 (0.0 to 35.9); C: 12.6 (0.0 to 35.9); P = 0.69</p> <p><i>Social</i> T: 0.0 (0.0 to 22.0); C: 0.0 (0.0 to 22.5); P = 0.14</p> <p><i>Physical</i> T: 34.7 (10.6 to 57.8); C: 47.1 (0.0 to 78.7); P = 0.67</p> <p><i>Global score</i> 6 weeks - Median (IQR) T: 81.6 (71.1 to 92.1); C: 76.3 (59.2 to 92.1); P = 0.44 Mean (SD) T: 80 (15.3); C: 75.9 (18.3)</p> <p>26 weeks - Median (IQR)</p> <p><i>Energy</i> T: 24 (0.0 to 24); C: 24 (0.0 to 63.2); P = 0.40</p> <p><i>Pain</i> T: 0.0 (0.0 to 6.6); C: 0.0 (0.0 to 9.73); P = 0.49</p> <p><i>Emotion</i> T: 0.0 (0.0 to 9.3); C: 7.2 (0.0 to 22.7); P = 0.13</p> <p><i>Sleep</i> T: 0.0 (0.0 to 23.4); C: 4.3 (0.0 to 23.4); P = 0.64</p> <p><i>Social</i> T: 0.0 (0.0 to 19.4); C: 11.0 (0.0 to 41.4); P = 0.05</p> <p><i>Physical</i> T: 39.2 (0.0 to 70.8); C: 26.5 (0.0 to 76.0); P = 0.78</p> <p><i>Global score</i> Median (IQR) T: 81.6 (67.8 to 95.4); C: 76.3 (55.9 to 96.7); P = 0.21 Mean (SD) T: 82.5 (13.7); C: 75.8 (19.5)</p> <p>52 weeks - Median (IQR) T: N = 23; C: N = 25</p> <p><i>Energy</i> T: 24 (0.0 to 60.8); C: 24 (12.0 to 62.0); P = 0.23</p> <p><i>Pain</i></p>	<p>* Nottingham Health Profile Part 1 has 38 items focusing on 6 health domains Maximum score 100 within each domain Higher scores: lower self-perceived health</p>
-------------------	---	---

Patient outcomes (Continued)

	<p>T: 0.0 (0.0 to 10.0); C: 0.0 (0.0 to 2.9); P = 0.70</p> <p><i>Emotion</i></p> <p>T: 0.0 (0.0 to 10.5); C: 0.0 (0.0 to 15.3); P = 0.90</p> <p><i>Sleep</i></p> <p>T: 0.0 (0.0 to 16.1); C: 0.0 (0.0 to 23.4); P = 0.95</p> <p><i>Social</i></p> <p>T: 0.0 (0.0 to 20.1); C: 11.0 (0.0 to 22.0); P = 0.97</p> <p><i>Physical</i></p> <p>T: 43.4 (0.0 to 100.0); C: 54.6 (0.0 to 83.0); P = 0.42</p> <p><i>Global score</i></p> <p>Median (IQR)</p> <p>T: 79 (68.4 to 97.4); C: 81.6 (68.4 to 96.1); P = 0.92</p> <p>Mean (SD)</p> <p>T: 79.8 (16.8); C: 79.8 (17.7)</p>	
Donnelly 2004	<p>EuroQol *</p> <p>12 months - Mean (SD)</p> <p>T: 66.36 (18.45); C: 68.21 (20.31), P = 0.6</p> <p>95% CI -6.2 to 9.9</p> <p>SF 36 **</p> <p>12 months - Mean (SD)</p> <p><i>Physical functioning</i></p> <p>T: 35.6 (31.32); C: 34.7 (32.01), P = 0.8</p> <p>95% CI -13.7 to 11.88</p> <p><i>Mental health</i></p> <p>T: 69.49 (18.3); C: 67.3 (20.07), P = 0.68</p> <p>95% CI -9.95 to 5.58</p> <p><i>Quality of life</i></p> <p>T: 18.57 (4.3); C: 18.92 (4.74), P = 0.58</p> <p>95% CI -1.5 to 2.2</p>	<p>* EQ-5D</p> <p>Self-reported health status</p> <p>5 levels (1: no problems; 5: extreme problems)</p> <p>** Short form survey of self-reported health status</p> <p>36 items, higher scores indicate better self-perceived health status</p>
Mayo 2000	<p>SF 36</p> <p><i>Physical function</i></p> <p>1 month - Mean (SD)</p> <p>T: 54.3 (26.7); C: 53.4 (26.8), P = 0.87</p> <p>3 months - Mean (SD)</p> <p>T: 60.5 (29.5); C: 49.2 (31.5), P = 0.08</p> <p><i>Role: physical</i></p> <p>1 month - Mean (SD)</p> <p>T: 23.7 (35.1); C: 10.6 (21.3), P = 0.02</p> <p>3 months - Mean (SD)</p> <p>T: 46.6 (40.9); C: 31.2 (34.6), P = 0.12</p>	<p>SF 36 scored out of 100</p> <p>1 month follow-up</p> <p>T: N = 56; C: N = 47</p> <p>3-month follow-up</p> <p>T: N = 47; C: N = 44</p>

Patient outcomes (Continued)

	<p><i>Emotional</i></p> <p>1 month - Mean (SD) T: 53.6 (45.7); C: 53.2 (46.4), P = 0.97</p> <p>3 months - Mean (SD) T: 66 (41.9); C: 61.4 (40.6), P = 0.60</p> <p><i>Pain index</i></p> <p>1 month - Mean (SD) T: 73.5 (30.7); C: 75.1 (26.2), P = 0.78</p> <p>3 months - Mean (SD) T: 75.5 (26.7); C: 72.1 (27.4), P = 0.55</p> <p><i>General health perceptions</i></p> <p>1 month - Mean (SD) T: 62.6 (22.9); C: 55.1 (24.2), P = 0.11</p> <p>3 months - Mean (SD) T: 63.5 (20.8); C: 56.7 (25.0), P = 0.16</p> <p><i>Vitality</i></p> <p>1 month - Mean (SD) T: 53.1 (20.8); C: 48.7 (25.0), P = 0.34</p> <p>3 months - Mean (SD) T: 50.7 (23.9); C: 46.4 (22.9)</p> <p><i>Social function</i></p> <p>1 month - Mean (SD) T: 59.6 (33.2); C: 57.2 (35.0), P = 0.72</p> <p>3 months - Mean (SD) T: 71.3 (28.5); C: 64.2 (28.7), P = 0.38</p> <p><i>Mental health</i></p> <p>1 month - Mean (SD) T: 67.1 (21.9); C: 67.7 (22.3), P = 0.89</p> <p>3 months - Mean (SD) T: 65.2 (20.8); C: 66.4 (19.2), P = 0.78</p>	
Rodgers 1997	<p>Dartmouth COOP charts</p> <p>3 month - Median (range)</p> <p><i>Physical fitness</i></p> <p>T: 5 (1 - 5); C: 5 (3 - 5)</p> <p><i>Feelings</i></p> <p>T: 2 (1 - 5); C: 2 (1 - 5)</p> <p><i>Daily activities</i></p> <p>T: 3 (1 - 5); C: 3 (1 - 5)</p> <p><i>Social activities</i></p> <p>T: 3 (1 - 5); C: 4 (1 - 5)</p>	<p>Dartmouth COOP charts</p> <p>7 items covering different domains of health status</p> <p>Each domain scored 1 - 5</p> <p>(low score: better quality of life)</p> <p>Mean change at 3 months from baseline</p> <p>T: N = 45; C: N = 42</p> <p>No differences between groups (as reported by the authors)</p>

Patient outcomes (Continued)

	<p><i>Pain:</i> T: 3 (1 - 5); C: 3 (1 - 5)</p> <p><i>Social support</i> T: 1 (1 - 4); C: 1 (1 - 5)</p> <p><i>Quality of life</i> T: 2 (1 - 5); C: 3 (1 - 5)</p> <p><i>Change in health</i> T: 2 (1 - 5); C: 2 (1 - 5)</p> <p><i>Overall health</i> T: 3 (1 - 5); C: 3 (2 - 5)</p>	
Rudd 1997	<p>NHP 12 month - Mean (SD) T: 14 (9); C: 12 (8), P = 0.11</p>	Nottingham Health Profile
Widén Holmqvist 1998	<p>SIP - Median (IQR) <i>Overall</i> T: 16.6 (11.1 to 25.3); C: 14.6 (19.3 to 19.6) P = 0.3</p> <p><i>Physical dimension</i> T: 14.9 (5.5 to 25.1); C: 15.6 (9.5 to 21.4) P = 0.6</p> <p><i>Ambulation:</i> T: 25.1 (10.6 to 37.4); C: 24.2 (12.3 to 34.2) P = 0.8</p> <p><i>Mobility</i> T: 22.4 (0.0 to 39.1); C: 16.3 (3.8 to 33.1) P = 0.84</p> <p><i>Body care and movement</i> T: 9.6 (2.1 to 16.9); C: 10.3 (4.9 to 21.6) P = 0.52</p> <p><i>Psychosocial dimension</i> T: 16.6 (8.7 to 29.1); C: 10.0 (6.1 to 15.6) P = 0.02</p> <p><i>Social interaction</i> T: 15 (8.4 to 26.1); C: 10.7 (3.6 to 18.8) P = 0.06</p> <p><i>Alertness behaviour</i> T: 9.7 (0.0 to 35.5); C: 8.8 (0.0 to 19.8) P = 0.4</p> <p><i>Emotional behaviour</i></p>	<p>Overall SIP - Sickness Impact Profile Scale 0 to 100 Median and (IQR) Higher score: increased dysfunction</p>

Patient outcomes (Continued)

	<p>T: 17.6 (0.0 to 31.3); C: 0.0 (0.0 to 19.7) P = 0.02</p> <p><i>Communication</i> T: 18 (9.2 to 30.3); C: 9.7 (0.0 to 21.5) P = 0.01</p> <p><i>Sleep and rest</i> T: 22 (11.6 to 33.7); C: 11.7 (0.0 to 26.1) P = 0.12</p> <p><i>Eating</i> T: 5.2 (0.0 to 11.3); C: 5.2 (0.0 to 11.3) P = 0.52</p> <p><i>Work</i> T: 0.0 (0.0 to 0.0); C: 0.0 (0.0 to 0.0) P = 1</p> <p><i>Home management</i> T: 28.4 (9.3 to 53.7); C: 32.8 (14.7 to 46.6) P = 0.68</p> <p><i>Recreation and pastime</i> T: 28.4 (10.2 to 40); C: 30 (10.2 to 43.7) P = 0.47</p>	
Psychological well-being		
Bautz-Holter 2002	<p>MADRS * 3 months - Median (IQR) T: 1.5 (0 to 4); C: 2.5 (0 to 6), P = 0.10 95% CI of the difference -2 to 0</p> <p>6 months - Median (IQR) T: 2 (0 to 6); C: 2 (1 to 5), P = 0.30 95% CI of the difference -2 to 1</p> <p>GHQ ** 3 months - Median (IQR) T: 19.5 (14 to 26); C: 26 (19 to 31), P = 0.02 95% CI of the difference -9 to -1</p>	<p>* Montgomery Asberg Depression Rating Scale 10-item, score 0 - 60 Higher scores: more depressive symptoms ** General Health Questionnaire Higher scores = worse mental health</p>
Rudd 1997	<p>HADS At discharge from hospital, N (%) with anxiety</p> <p><i>Normal</i> T: 89/167 (70%); C: 106/164 (82%), P = 0.02 95% CI -22% to -0.81%</p> <p><i>Borderline</i> T: 18/167 (14%); C: 14/164 (11%) 95% CI -4.3% to 8.8%</p> <p><i>Abnormal</i> T: 20/167 (16%); C: 10/164 (8%) 95% CI -0.4% to 12.3%</p>	<p>Hospital Anxiety Depression Scale 14-item scale, ranging from 0 - 23 (for each subscale of anxiety and depression) Higher scores: worse mental health</p>

Patient outcomes (Continued)

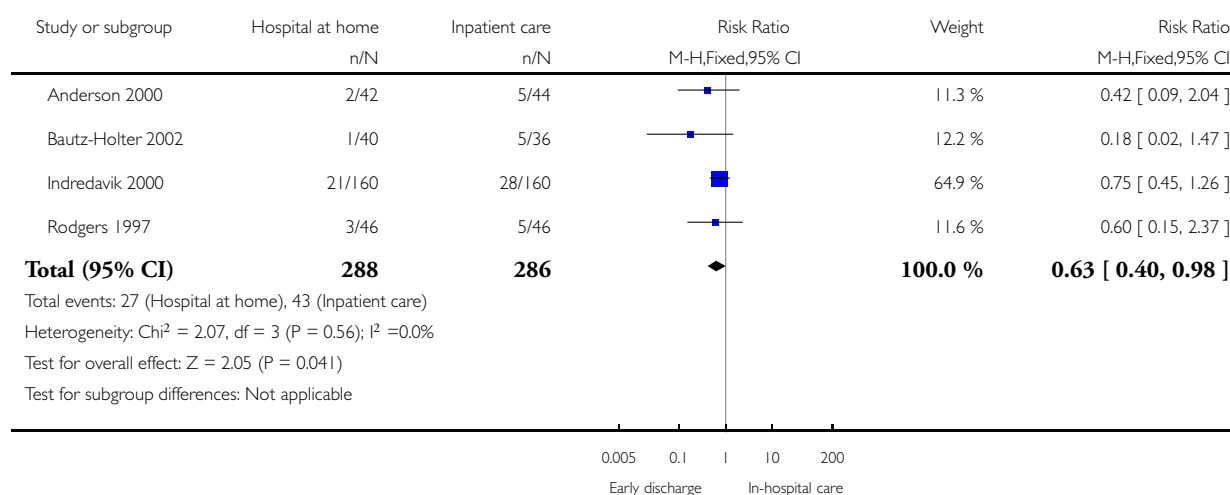
	Aggregate data for borderline and abnormal groups (assessed only) T: 38/126 (30.2%); CI: 24/130 (18.5%) Difference 11.7% (95% CI 1.3% to 22%) Aggregated data for borderline and abnormal (assessed and not assessed) T: 38/167 (23%); C: 24/164 (14.6%) Difference 8% (95% CI -0.23% to 1)
--	--

Analysis 1.7. Comparison 1 Early discharge hospital at home versus inpatient care for those recovering from a stroke, Outcome 7 Institutional care at 6 months follow-up (Rodgers 3-month data).

Review: Early discharge hospital at home

Comparison: 1 Early discharge hospital at home versus inpatient care for those recovering from a stroke

Outcome: 7 Institutional care at 6 months follow-up (Rodgers 3-month data)



Analysis 1.8. Comparison 1 Early discharge hospital at home versus inpatient care for those recovering from a stroke, Outcome 8 Patient satisfaction and preference for place of care.

Patient satisfaction and preference for place of care

Study	Results	Notes
-------	---------	-------

Patient satisfaction and preference for place of care (Continued)

<p>Anderson 2000</p>	<p><i>Satisfied with recovery</i> T: 33/42 (81%); C: 29/44 (73%) Difference 95% CI -10.4 to 26.4, P = 0.56</p> <p><i>Satisfied with rehabilitation programme</i> T: 37/42 (90%); C: 32/44 (80%) Difference 95% CI -5.1 to 25.6, P = 0.33</p> <p><i>Satisfied with return home</i> T: 36/42 (95%); C: 36/44 (90%) Difference 95% CI -7.0 to 16.4, P = 0.68</p> <p><i>Satisfied with information at time of illness</i> T: 26/42 (63%); C: 21/44 (53%) Difference 95% CI -10.5 to 32.3, P = 0.44</p> <p><i>Satisfied with communication with team</i> T: 33/42 (81%); C: 27/44 (68%) Difference 95% CI -5.9 to 31.9, P = 0.28</p> <p><i>Satisfied with understanding of why stroke occurred</i> T: 16/42 (39%); C: 22/44 (55%) Difference 95% CI -37.4 to 5.5, P = 0.22</p> <p><i>Satisfied with current support</i> T: 39/42 (95%); C: 36/44 (90%) Difference 95% CI -6.3, 16.5 to P = 0.43</p>	<p>Questionnaire developed for the study (not described) Results at 6-month follow-up</p>
<p>Bautz-Holter 2002</p>	<p><i>Patient satisfaction</i> T: 18/24, C: 10/21, P = 0.06</p>	<p>4-point Likert scale of agreement with satisfaction with rehabilitation</p>
<p>Donnelly 2004</p>	<p><i>Patient satisfaction</i> 12 months - Mean (SD) T: 10.72 (1.44); C: 9.7 (2.1), Difference 95% CI -1.7 to -0.24, P = 0.02</p> <p><i>Overall satisfaction</i> 12 months - Mean (SD) T: 50 (9.7); C: 42.6 (11.2) Difference 95% CI -11.7 to -3.1, P = 0.001</p>	<p>Patient satisfaction questionnaire developed by Pound 1994 12 items, higher scores: more satisfaction Results at 12-month follow-up</p>
<p>Rudd 1997</p>	<p><i>Satisfaction with hospital care</i> T: 78/136 (79%); C: 59/126 (65%) Difference 14%, 95% CI 1% to 27%</p> <p><i>Satisfaction with therapy</i> T: 56/136 (58%); C: 46/126 (51%) Difference 7% (95% -6% to 22%)</p> <p><i>Satisfaction with community care</i></p>	<p>Stroke-specific questionnaire (not described)</p>

Patient satisfaction and preference for place of care (Continued)

	T: 28/136 (42%); C: 29/126 (51%) Difference 11% (95% -26% to 9%)	
Suwenwela 2001	<i>Satisfaction with treatment</i> 10 day - number wanting to be treated at home T: 41/52 (79%); C: 15/50 (30%) Difference 49% (95% CI 30% to 63%)	Questionnaire not described
Widén Holmqvist 1998	Patient satisfaction with active participation in treatment: P = 0.02 (favouring T) General patient satisfaction T: 68/136 (83%); C: 52/126 (83%) Difference 95% CI -12% to 13%	No other data reported. Results on other dimensions of patient satisfaction not reported Questionnaire not described

Analysis 1.9. Comparison 1 Early discharge hospital at home versus inpatient care for those recovering from a stroke, Outcome 9 Caregiver outcomes.

Caregiver outcomes

Study	Results	Notes
Askim 2004	Caregiver strain 6 weeks - Mean (SD) T: 24.5 (2.3); C: 23.5 (2.4) Difference 1.0 (95% CI -0.2 to 2.2) 26 weeks - Mean (SD) T: 24.2 (2.5); C: 25.0 (1.6) Difference 0.8 (95% CI -2.0 to 0.4) 52 weeks - Mean (SD) T: 24.3 (2.7); C: 24.8 (1.9) Difference -0.5 (95% CI -1.9 to 0.9)	Carer Strain Index 13-item scale, range 0 - 13 Higher score: more strain N at 6 weeks: T: 29; C: 29 N at 26 weeks: T: 22; C: 23 N at 52 weeks: T: 23; C: 22
Bautz-Holter 2002	<i>Caregiver satisfaction</i> T: 12/19; C: 3/10, P = 0.09	4-point Likert scale of agreement with satisfaction with rehabilitation
Donnelly 2004	Caregiver strain 12 months - Mean (SD) T: 5.9 (2.9); C: 6.0 (4.2), P = 0.93 Difference 95% CI -2.14 to 2.3	Carer Strain Index N: T: 27; C: 25
Rodgers 1997	GHQ Median (range) T: 5 (0 - 21); C: 5 (1 - 27)	N: T: 22; C: 19 No differences between groups (as reported by authors)

Caregiver outcomes (Continued)

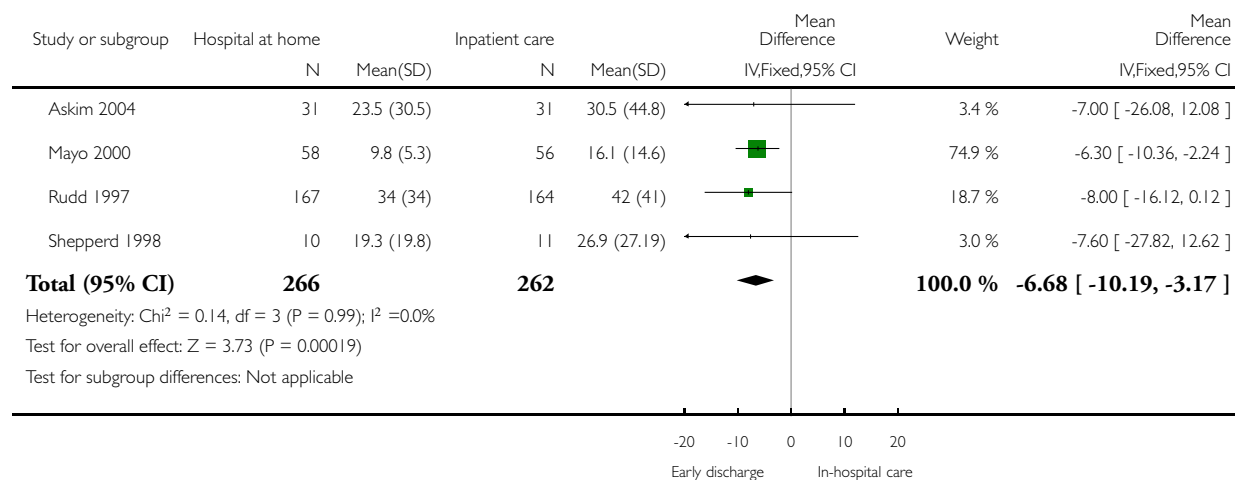
Rudd 1997	<p>Caregiver Strain * Mean (SD) T: 5 (4); C: 4 (3) Median (range) T: 5 (0 - 12); C: 3 (0 - 12), P = 0.14</p> <p><i>Carer satisfaction with hospital care **</i> T: 60 (74%); C: 41 (67%) Difference 7% (95% CI -8% to 22%)</p> <p><i>Carer satisfaction with therapy</i> T: 40 (53%); C: 28 (46%) Difference 7% (95% CI -9% to 24%)</p> <p><i>Carer satisfaction with community support</i> T: 28 (42%); C: 29 (51%) Difference 9% (95% CI -26% to 9%)</p> <p><i>Carer satisfaction in general</i> T: 68 (83%); C: 52 (83%) Difference 0% (95% CI -12% to 13%)</p>	<p>* Carer Strain Index 13-item scale, range 0 - 13 Higher score: more strain ** Carer satisfaction with hospital care - denominator is not clear</p>
-----------	---	--

Analysis 1.10. Comparison 1 Early discharge hospital at home versus inpatient care for those recovering from a stroke, Outcome 10 Hospital length of stay.

Review: Early discharge hospital at home

Comparison: 1 Early discharge hospital at home versus inpatient care for those recovering from a stroke

Outcome: 10 Hospital length of stay



Analysis 1.11. Comparison 1 Early discharge hospital at home versus inpatient care for those recovering from a stroke, Outcome 11 Length of stay: inpatient days (including readmission days) and home-based treatment.

Length of stay: inpatient days (including readmission days) and home-based treatment

Study	Results	Notes
Anderson 2000	Total hospital bed days - Median (IQR) T: 15 (8.0 to 22.0); C: 30 (17.3 to 48.5) Median difference -15 (95% CI -22.0 to -6.0) Readmission stay (days) - Median (IQR) T: 6.0 (3.0 to 39.0); C: 4.0 (1.0 to 29.0) Median difference 2.0 (95% CI -7.0 to 18.0) Length of home-based rehabilitation - Median (range) T: 5 weeks (1 to 19 weeks)	
Askim 2004	Stroke Unit total days - Mean (SD) T: 12.9 (10.3); C: 13.6 (15.0) Difference -0.7 (95% CI -7.1 to 5.7) Stroke unit + rehabilitation clinics total days - Mean (SD)	T: N = 31, C: N = 31

Length of stay: inpatient days (including readmission days) and home-based treatment (Continued)

	T: 23.5 (30.5); C: 30.5 (44.8) Difference -7.0 (95% CI -26.1 to 12.1)	
Bautz-Holter 2002	Hospital stay - Median days T: 22 ; C: 31; P = 0.09	No SD provided; P value provided by authors
Donnelly 2004	Hospital stay - Mean days T: 42; C: 50 Hospital stay - Median days T: 31; C: 32	No SD provided for hospital stay
Indredavik 2000	Stroke unit days - Mean T: 11; C: 11 Stroke unit + rehabilitation days - Mean T: 18.6; C: 31.1, P = 0.03	No SD provided P value for days in unit and rehabilitation provided by authors
Mayo 2000	Hospital length of stay days - Mean (SD) T: 9.8 (5.3); C: 12.4 (7.4) Difference -2.6 (95% CI -5.0 to -0.2) Hospital length of stay + rehabilitation hospital days - Mean (SD) T: 9.8 (5.3); C: 16.1 (14.6) Difference -6.3 (95% CI -10.4 to -2.2)	T: N = 58, C: N = 56
Rodgers 1997	Hospital length of stay - Median (IQR) T: 13 (8 - 25); C: 22 (10 - 57); P = 0.02 Hospital at home length of stay - Median (range) 9 weeks (1 to 44 weeks)	
Rudd 1997	Length of stay to randomisation - Mean (SD) T: 22 (25); C: 25 (30) Length of stay from randomisation to discharge Mean (SD) T: 12 (19); C: 18 (24) Mean difference -6 days (95% CI -10.7 to -1.32) Median (range) T: 6 (0 - 49); C: 12 (0 - 236), P < 0.0001 (95% CI for median -6 to -2)	No data for hospital at home length of stay CI for median difference reported by authors T: N = 167; C: N = 164
Widén Holmqvist 1998	Hospital length of stay - Mean (range) T:14 (5 - 33); C: 29 (5 - 136); P = 0.0008	

Analysis 1.12. Comparison 1 Early discharge hospital at home versus inpatient care for those recovering from a stroke, Outcome 12 Cost and use of other services.

Cost and use of other services

Study	Results	Notes
Cost		
Anderson 2000	<p>Hospital costs 6 months post-randomisation - Mean (SD)/patient T: AUD 3142 (AUD 2743); C: AUD 7820 (AUD 6018) Mean difference AUD -4678 (95% CI -6680 to -2676)</p> <p>Home-based rehabilitation 6 months post-randomisation - Mean (SD)/patient T: AUD 2985 (AUD 1659); C: AUD 79 (0) Mean difference AUD 2906 (95% CI 2389 to 3424)</p> <p>Community services 6 months post-randomisation - Mean (SD)/patient T: AUD 778 (AUD 1415); C: AUD 1460 (AUD 2502) Mean difference AUD -682 (95% CI -1552 to 187)</p> <p>Caregiver time 6 months post-randomisation - Mean (SD)/patient T: AUD 1135 (AUD 402); C: AUD 695 (AUD 1020) Mean difference AUD 440 (95% CI -89 to 969)</p> <p>Total 6 months post-randomisation - Mean (SD)/patient T: AUD 8040 (AUD 4439); C: AUD 10,054 (AUD 7676) Mean difference AUD -2013 (95% CI -4696 to 669)</p> <p><i>Sensitivity analysis: impact on health care costs</i></p> <p>Initial hospital costs 75% of baseline T: AUD 7255 (AUD 785); C: AUD 8099 (AUD -1955)</p> <p>Initial hospital costs 50% of baseline T: AUD 6469 (AUD -1571); C: AUD 6144 (AUD -3910)</p> <p>Home-based rehabilitation at 25% increased cost T: AUD 8787 (AUD 747); C: AUD 10,074 (AUD 20)</p> <p>Home-based rehabilitation at 50% increased cost T: AUD 9533 (AUD 1493); C: AUD 10,093 (AUD 39)</p> <p>Home-based rehabilitation at 75% of baseline T: AUD 7294 (AUD -746); C: AUD 10,034 (AUD -20)</p>	<p>Costs calculated for each patient's use of healthcare resources in the 6 months from randomisation, with an average per patient cost used if detailed information on patients was not available. Costs in Australian dollars (AUD) 1997/1998</p>

Cost and use of other services (Continued)

	<p>Patients with mild disability (Barthel Index score 91 - 100) T: AUD 565 (AUD -2475); C: AUD 8165 (AUD -1889)</p>	
Donnelly 2004	<p>6 months - Mean cost per patient (SD) Hospital in patients T: GBP 7831 (GBP 5000); C: GBP 9864 (GBP 8198) Difference 95% CI GBP -2407 to GBP 6472.5, P = 0.74</p> <p>All community services T: GBP 3468 (GBP 4612); C: GBP 3655 (GBP 4531) Difference 95% CI GBP -2917.8 to GBP 3292.6, P = 0.96</p> <p>Combined package T: GBP 11,759 (GBP 8600); C: GBP 13,337 (GBP 11,182) Difference 95% CI GBP -5035.6 to GBP 8189.1, P = 0.92</p>	<p>Health service perspective, financial accounts were used to cost hospital care; costs collected from patients using a service use questionnaire and unit costs of health and social care to cost hospital at home care</p>
Mayo 2000	<p>Resources months - Mean cost per patient (SD) Post-randomisation acute care bed days T: CAD 1383.28 (CAD 1599.97); C: CAD 2220.25 (CAD 2321.9)</p> <p>Rehabilitation bed days T: CAD 136.7 (CAD 1041.1); C: CAD 1061.89 (CAD 3484.24)</p> <p>Readmission bed days T: CAD 364.03 (CAD 1794.84); C: CAD 1793.01 (CAD 5504.66)</p> <p>Home intervention T: CAD 942.87 (CAD 505.45); C: 0</p> <p>CLSC visits T: CAD 124.83 (CAD 259.85); C: CAD 144.76 (CAD 280.09)</p> <p>Outpatient visits T: CAD 381.31 (CAD 760.17); C: CAD 730.7 (CAD 947.93)</p> <p>ER visits T: CAD 62.07 (CAD 117.93); C: CAD 61.72 (CAD 162.14)</p>	<p>Healthcare perspective at the patient level Unit costs included overhead costs and an allowance for the opportunity cost of buildings and land Cost for 3 months follow-up included Costs in Canadian dollars (CAD)</p>

Cost and use of other services (Continued)

	<p>Physician billings T: CAD 539.67 (CAD 545.74); C: CAD 764.96 (CAD 724.83)</p> <p>Total costs T: CAD 7784.25 (CAD 3858.36); C: CAD 11,065.2 (CAD 7504.19) Difference CAD -3280.95, P = 0.0001</p>	
Rudd 1997	<p>Average annual cost T: GBP 811,984 (GBP 4862 per patient) C: GBP 1,040,276 (GBP 6343 per patient)</p> <p>Cost of non-inpatient care T: GBP 323,625 (GBP 1938 per patient) C: GBP 178,526 (GBP 1089 per patient)</p> <p>Total healthcare costs T: GBP 1,135,609 (GBP 6800 per patient) C: GBP 1,218,802 (GBP 7432 per patient) Difference GBP -632.00</p>	<p>Cost data in GBP (UK £), financial year 1997 Costs calculated at the level of the patient by using data from provider departments and other published sources No SD or P value provided, not possible to calculate CI</p>
Use of other services		
Anderson 2000	<p>Use of community services T: 28/42 (67%); C: 30/44 (68%) Difference 1% (95% CI -21% to 18%)</p>	
Bautz-Holter 2002	<p><i>Provision of district nursing</i> 3 months - N (%) T: 13 (36.1); C: 7 (22), P = 0.15 6 months - N (%) T: 9 (26.5); C: 6 (19.4), P = 0.50</p> <p><i>Provision of home care</i> 3 months - N (%) T: 16 (44.4); C: 13 (40.6), P = 0.60 6 months - N (%) T: 17 (50); C: 14 (45.2), P = 0.70</p> <p><i>Provision of occupational therapy</i> 3 months - N (%) T: 7 (19); C: 5 (15.6), P = 0.60 6 months - N (%) T: 2 (5.9); C: 4 (12.9), P = 0.33</p> <p><i>Provision of physiotherapy</i> 3 months - N (%) T: 22 (61.1); C: 14 (43.8), P = 0.09 6 months - N (%) T: 17 (50); C: 11 (35.5), P = 0.24</p>	<p>N at 3 months: T: 34, C: 32 N at 6 months: T: 34, C: 31</p>

Cost and use of other services (Continued)

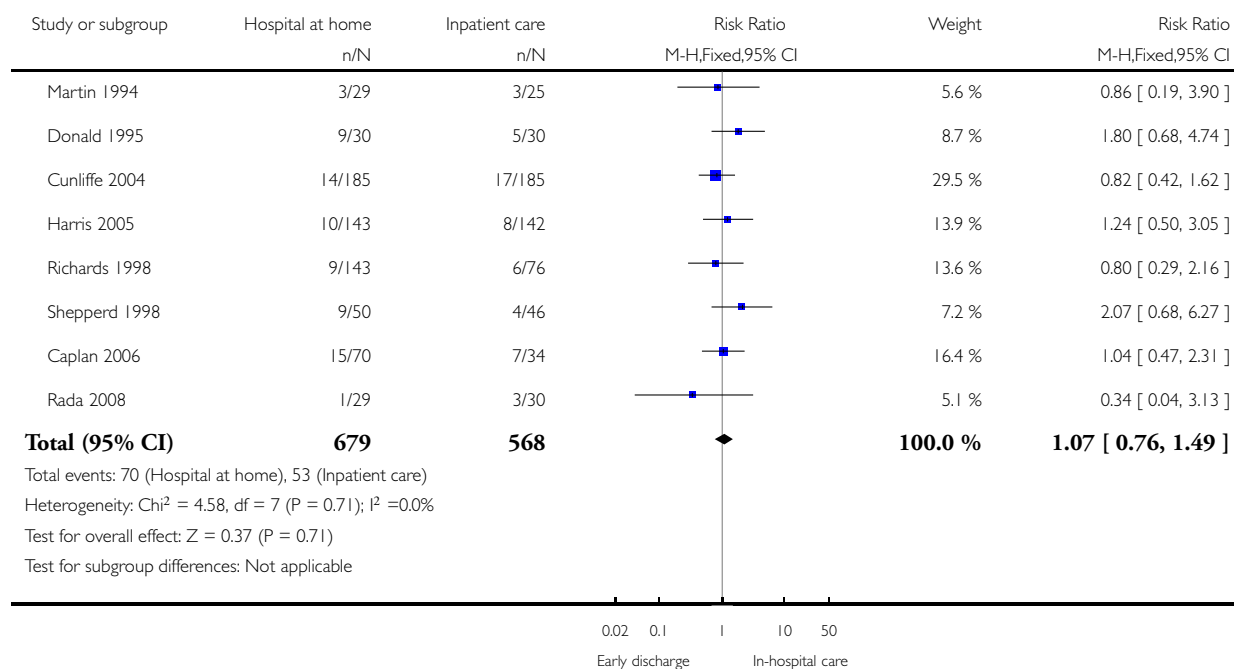
Mayo 2000	Physiotherapist T: 6; C: 9	Mean number of visits from each healthcare professional Although more visits on average in the control group, the proportion of patients receiving care in this group was less, 7 patients receiving extended rehabilitation account for the increased visits All patients in the intervention group received nursing visits, compared with 52% in the control group; 75% in the intervention group received physiotherapy, compared with 50% in the control group
	Occupational therapist T: 4; C: 5	
	Speech therapy T: 2; C: 2.5	
	Nursing visits T: 2.5; C: 4	

Analysis 2.1. Comparison 2 Early discharge hospital at home versus inpatient care for older people with a mix of conditions, Outcome 1 Mortality at 3 - 6 months - older people with a mix of conditions.

Review: Early discharge hospital at home

Comparison: 2 Early discharge hospital at home versus inpatient care for older people with a mix of conditions

Outcome: 1 Mortality at 3 - 6 months - older people with a mix of conditions

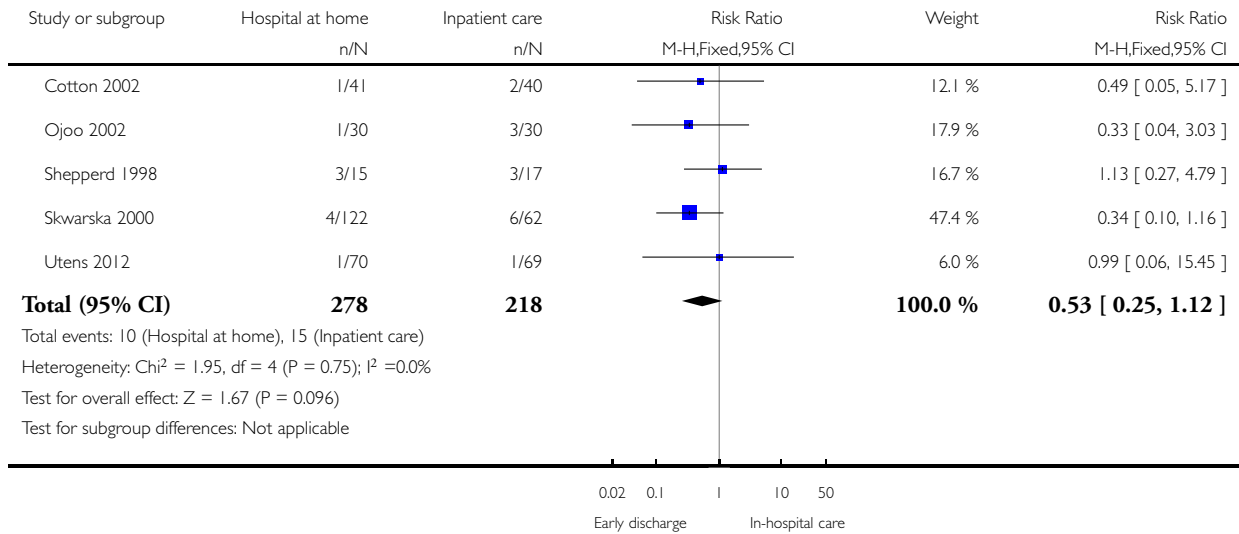


Analysis 2.2. Comparison 2 Early discharge hospital at home versus inpatient care for older people with a mix of conditions, Outcome 2 Mortality - chronic obstructive pulmonary disease.

Review: Early discharge hospital at home

Comparison: 2 Early discharge hospital at home versus inpatient care for older people with a mix of conditions

Outcome: 2 Mortality - chronic obstructive pulmonary disease

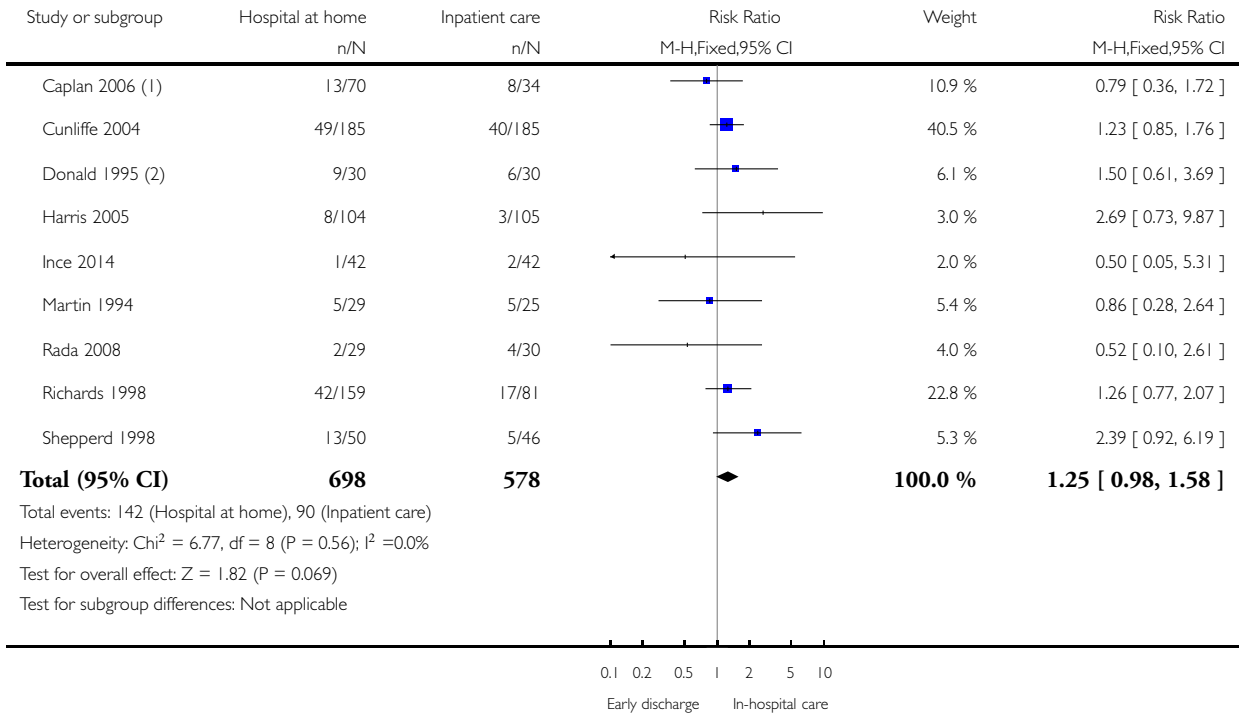


Analysis 2.3. Comparison 2 Early discharge hospital at home versus inpatient care for older people with a mix of conditions, Outcome 3 Hospital readmission at 3 months - older people with a mix of conditions.

Review: Early discharge hospital at home

Comparison: 2 Early discharge hospital at home versus inpatient care for older people with a mix of conditions

Outcome: 3 Hospital readmission at 3 months - older people with a mix of conditions



(1) Caplan follow-up at 28 days

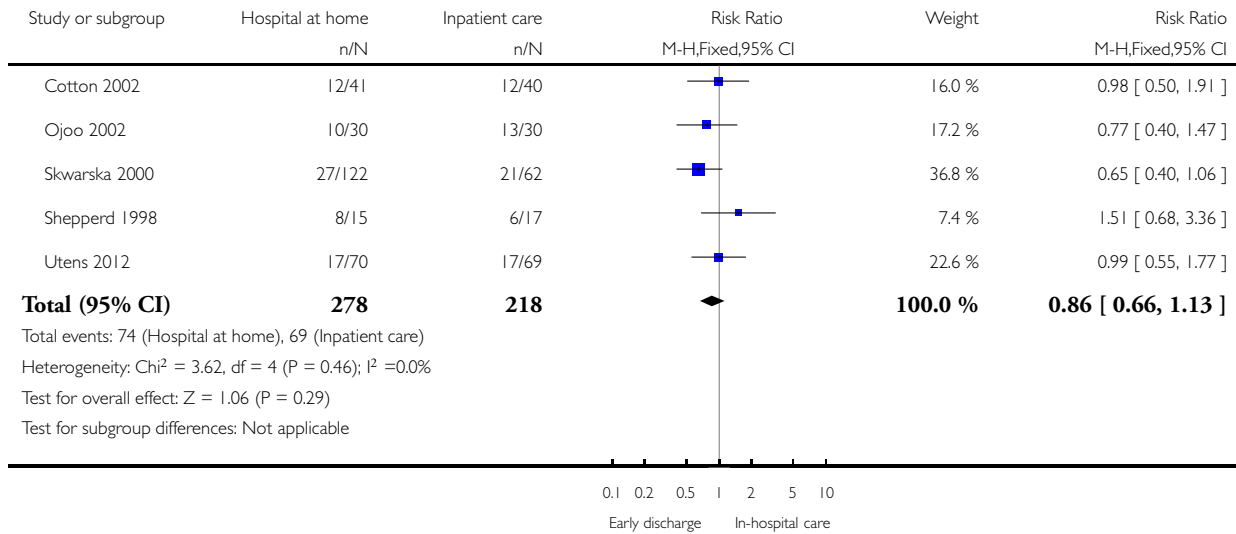
(2) Donald follow-up at 6 months; the remaining studies follow-up at 3 months

Analysis 2.4. Comparison 2 Early discharge hospital at home versus inpatient care for older people with a mix of conditions, Outcome 4 Hospital readmission for those with COPD.

Review: Early discharge hospital at home

Comparison: 2 Early discharge hospital at home versus inpatient care for older people with a mix of conditions

Outcome: 4 Hospital readmission for those with COPD



Analysis 2.5. Comparison 2 Early discharge hospital at home versus inpatient care for older people with a mix of conditions, Outcome 5 Functional status - older people a mix of conditions, including COPD.

Functional status - older people a mix of conditions, including COPD

Study	Results	Notes
Functional status		
Caplan 2006	<p>Functional status</p> <p>At enrolment - Mean (SD) T: 75.46 (22.1); C: 78.47 (19.13); P = 0.50</p> <p>Baseline - Mean (SD) T: 100.31 (16.94); C: 78.94 (16.01); P < 0.001</p> <p>At 1 month - Mean (SD) T: 100.93 (22.68); C: 105.47 (17.06); P = 0.36</p> <p>At 6 months - Mean (SD) T: 102.96 (23.8); C: 106.35 (14.43); P = 0.53</p>	<p>Functional independence measure (FIM)</p> <p>Start of rehabilitation phase post-randomisation</p> <p>Authors interpret as indication that intervention group required additional days in the acute ward, in order to be more independent before going home</p>

Functional status - older people a mix of conditions, including COPD (Continued)

Cunliffe 2004	<p>ADL * At 3 months Mean difference 1.2 (95% CI 0.4 to 1.9) At 12 months Mean difference 0.2 (95% CI -0.7 to 1.1)</p> <p>Extended ADL total ** At 3 months Mean difference 3.1 (95% CI -0.1 to 6.3) At 12 months Mean difference 3.0 (95% CI -0.4 to 6.5)</p> <p>Nottingham Extended ADL sections ^</p> <p><i>Mobility</i> At 3 months Mean difference 0.3 (95% CI -0.8 to 1.4) At 12 months Mean difference 0.3 (95% CI -0.9 to 1.4)</p> <p><i>Kitchen</i> At 3 months Mean difference 1.2 (95% CI 0.2 to 2.3) At 12 months Mean difference 0.7 (95% CI -0.4 to 1.8)</p> <p><i>Domestic</i> At 3 months Mean difference 1.1 (95% CI 0.2 to 2.0) At 12 months Mean difference 1.4 (95% CI 0.4 to 2.4)</p> <p><i>Leisure</i> At 3 months Mean difference 0.5 (95% CI -0.3 to 1.3) At 12 months Mean difference 0.6 (95% CI -0.3 to 1.5)</p>	<p>* Barthel Index Score: 0 to 20; 0 = worse score ** Score: 0 to 66; 0 = worse score ^ Score: 0 to 18; 0 = worse score</p>
Donald 1995	<p>Functional status At 6 months - Mean (N) T: 16.4 (21); C: 15.0 (26)</p>	<p>Barthel Index (higher score: more independence) No P value given, insufficient data to calculate CI</p>
Harris 2005	<p>Functional status * 10 day - Mean (SD) T: 6.36 (13.68); C: 8.73 (14.79) Difference -2.37 (95% CI -5.78 to 1.04)</p> <p>30 days - Mean (SD) T: 11.29 (13.16); C: 11.94 (13.34) Difference -0.65 (95% CI -3.93 to 2.63)</p> <p>90 day - Mean (SD) T: 13.09 (16.75); C: 14.25 (14.28) Difference -1.17 (95% CI -5.06 to 2.73)</p>	<p>* Functional independence measure (FIM) ** Functional independence measure - Physical ^ Instrumental activities of daily living All values calculated as changes from baseline</p>

Functional status - older people a mix of conditions, including COPD (Continued)

	<p>Functional status - physical ** 10 day - Mean (SD) T: 5.69 (13.12); C: 7.58 (14.4) Difference -1.89 (95% CI -5.19 to 1.41)</p> <p>30 days - Mean (SD) T: 10.75 (12.56); C: 11.19 (12.73) Difference -0.44 (95% CI -3.57 to 2.69)</p> <p>90 day - Mean (SD) T: 12.6 (14.98); C: 13.35 (13.32) Difference -0.76 (95% CI -4.30 to 2.79)</p> <p>Instrumental activities of daily living ^ 10 day - Mean (SD) T: 0.62 (2.83); C: 0.96 (2.97) Difference -0.34 (95% CI -1.04 to 0.35)</p> <p>30 days - Mean (SD) T: 2.01 (2.95); C: 1.50 (2.95) Difference 0.51 (95% CI -0.22 to 1.24)</p> <p>90 day - Mean (SD) T: 2.69 (3.31); C: 2.5 (3.47) Difference 0.20 (95% CI -0.65 to 1.04)</p>	
Martin 1994	<p>Functional status</p> <p>At 6 weeks - Median * T: 16; C: 15</p> <p>At 12 weeks - Median T: 15; C: 15</p> <p>At 6 weeks - Median ^ T: 13; C: 9</p> <p>At 12 weeks - Median T: 13; C: 9</p>	<p>* Barthel Index (0 - 20) No P values given, insufficient data to calculate CI</p> <p>^ Rivermead Score (9 - 27) (higher score indicating better outcome) Measure of domestic abilities No P values given, insufficient data to calculate CI</p>
Richards 1998	<p>4 weeks - Mean (SD) T: 1.5 (2.93); C: 1.0 (2.82) Difference 0.5 (95% CI -0.31 to 1.31)</p> <p>3 months T: 1.9 (3.22); C: 1.7 (2.68) Difference 0.2 (95% CI -0.66 to 1.06)</p>	<p>Barthel Index N at 4 weeks: T: 152, C: 69 N at 3 months: T: 141, C: 60</p>
Shepperd 1998	<p>3 months - Mean change from baseline T: -1.71; C: 1.27</p>	<p>Elderly medical patients Barthel Index, scale 0 to 20 (low score: high dependence)</p>

Functional status - older people a mix of conditions, including COPD (Continued)

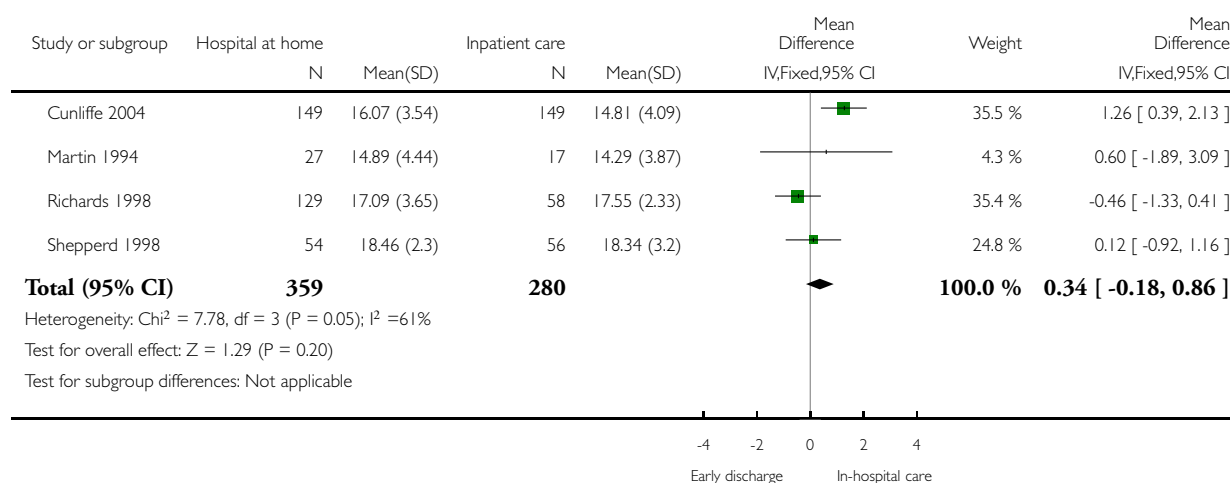
	Difference 0.44 (95% CI -2.09 to 1.21)	
Tibaldi 2013	Similar scores for both groups at 1-month follow-up	Barthel Index No other data reported
Falls		
Harris 2005	<p>Days 0 - 10 T: 11/143 (8.1%); C: 8/142 (5.6%), P = 0.70</p> <p>Days 11 - 30 T: 8/143 (6.2%); C: 6/142 (4.8%), P = 0.59</p> <p>Days 31 - 90 T: 14/143 (10.9%); C: 18/142 (14.4%), P = 0.44</p> <p>Total falls by 3 months T: 33/143 (23%); C: 32/142 (22.5%), P = 0.11</p>	

Analysis 2.6. Comparison 2 Early discharge hospital at home versus inpatient care for older people with a mix of conditions, Outcome 6 Functional status at 3 months - older people with a mix of conditions.

Review: Early discharge hospital at home

Comparison: 2 Early discharge hospital at home versus inpatient care for older people with a mix of conditions

Outcome: 6 Functional status at 3 months - older people with a mix of conditions



Analysis 2.7. Comparison 2 Early discharge hospital at home versus inpatient care for older people with a mix of conditions, Outcome 7 Patient-reported outcomes.

Patient-reported outcomes

Study	Results	Notes
Quality of life/self-reported health status: Older people with a mix of conditions		
Cunliffe 2004	EQ-5D (-0.59 to 1) 3 months Mean difference 0.07 (95% CI -0.01 to 0.14) 12 months Mean difference 0.02 (95% CI -0.06 to 0.09)	Self-reported health status 5 levels (1: no problems; 5: extreme problems)
Harris 2005	Self-reported recovery 10 days T: 25/128 (19.5%); C: 27/129 (20.9%), P = 0.78 30 days T: 39/121 (32.2%); C: 30/124 (24.2%), P = 0.16 90 days T: 63/112 (56.3%); C: 53/116 (45.7%), P = 0.11 SF 36 * <i>Physical component scale</i> - Mean (SD) T: 34.8 (10.7); C: 34.4 (9.9) Difference 0.4 (95% CI -2.20 to 3.00) <i>Mental component scale</i> - Mean (SD) T: 53.4 (10.5); C: 52.1 (12.0) Difference 1.3 (95% CI -1.55 to 4.15)	* Short form survey of self-reported health status 36 items, higher scores better health status T: N = 121, C: N = 120
Richards 1998	EQ-5D after adjustment for baseline differences 4 weeks Mean difference 0.00 (95% CI -0.09 to 0.10) 3 months Mean difference -0.04 (95% CI -0.13 to 0.06)	EQ-5D
Shepperd 1998	Dartmouth COOP charts <i>Physical fitness</i> T: 0.06; C: 0.00 Mean difference: 0.06 (95% CI -0.32 to 0.43) <i>Feelings</i> T: 0.26; C: 0.00 Mean difference: 0.26 (95% CI -0.43 to 0.95) <i>Daily activities</i> T: 0.39; C: 0.38 Mean difference: 0.01 (95% CI -0.64 to 0.67)	Dartmouth COOP charts Each domain scored 1 - 5 (low score: better quality of life) Mean change at 3 months from baseline Mean difference, 95% CI Elderly medical patients

Patient-reported outcomes (Continued)

	<p><i>Social activities</i> T: -0.10; C: 0.32 Mean difference -0.42 (95% CI -1.15 to 0.29)</p> <p><i>Pain</i> T: 0.39; C: 0.35 Mean difference: 0.04 (95% CI -0.78 to 0.86)</p> <p><i>Change in health</i> T: 0.92; C: 0.19 Mean difference: -0.27 (95% CI -1.06 to 0.53)</p> <p><i>Overall health</i> T: -0.03; C: 0.16 Mean difference: -0.19 (95% CI -0.63 to 0.26)</p> <p><i>Social support</i> T: 0.13; C: -0.05 Mean difference: 0.18 (95% CI -0.30 to 0.67)</p> <p><i>Quality of life</i> T: 0.16; C: 0.35 Mean difference: -0.19 (95% CI -0.70 to 0.32)</p> <p><i>Functional status</i> T: -1.71; C: 1.27 Mean difference: 0.44 (95% CI -2.09 to 1.21)</p>	
Tibaldi 2013	Similar scores for both groups at 1-month follow-up	Minnesota Living With Heart Failure Questionnaire Scores 0 - 105; lower scores: better quality of life No data reported
Quality of life/self-reported health status: Older people with COPD		
Ojoo 2002	Respiratory symptom - Mean (SD) T: 12.1 (17.3); C: 11.6 (12.8)	St George's Respiratory Questionnaire
Shepperd 1998	<p>Dartmouth COOP charts *</p> <p><i>Physical fitness</i> T: 0.40; C: -0.45 Mean difference: 0.22 (95% CI -0.81 to 1.25)</p> <p><i>Feelings</i> T: -0.45; C: 0.18 Mean difference: -0.63 (95% CI -2.13 to 0.86)</p> <p><i>Daily activities</i> T: 0.00; C: 1.09</p>	<p>* Dartmouth COOP charts Scale 1 - 5 (low score: better quality of life) Mean change at 3 months from baseline Mean difference, 95% CI Patients with COPD Feelings - follow-up data for: treatment n = 10 control n = 11</p> <p>** Chronic Respiratory Disease Questionnaire (low score: low level of functioning) Treatment n = 10</p>

Patient-reported outcomes (Continued)

	<p>Mean difference: -1.09 (95% CI -2.27 to 0.08)</p> <p><i>Social activities</i> T: -0.82; C: 0.18 Mean difference: -1.00 (95% CI -2.48 to 0.48)</p> <p><i>Pain</i> T: 0.73; C: 0.67 Mean difference: 0.06 (95% CI -1.24 to 1.36)</p> <p><i>Change in health</i> T: 0.36; C: 0.73 Mean difference: -0.37 (95% CI -2.02 to 1.29)</p> <p><i>Overall health</i> T: -0.18; C: 0.09 Mean difference: -0.27 (95% CI -1.03 to 0.48)</p> <p><i>Social support</i> T: 0.00; C: 0.18 Mean difference: -0.18 (95% CI -1.33 to 0.97)</p> <p><i>Quality of life</i> T: 0.18; C: 0.54 Mean difference: -0.36 (95% CI -1.22 to 0.49)</p> <p>CRD questionnaire** <i>Dyspnea, scale 5 - 35</i> T: 0.94; C: -3.85 Mean difference: 0.79 (95% CI -2.07 to 11.65)</p> <p><i>Fatigue, scale 4 - 28</i> T: -0.40; C: -4.78 Mean difference: 4.38 (95% CI -0.31 to 9.07)</p> <p><i>Emotion, scale 7 - 49</i> T: -0.80; C: -8.66 Mean difference: 7.86 (95% CI -2.16 to 17.89)</p> <p><i>Mastery, scale 4 - 28</i> T: 0.00; C: -1.44 Mean difference: 1.44 (95% CI -5.93 to 8.82)</p>	Control n = 9
Skwarska 2000	No data reported	Chronic Respiratory Questionnaire
Utens 2012	<p>CCQ - Mean (SD) T: 2.70 (1.32); C: 2.41 (1.14) Mean difference: 0.29 (95% CI -0.12 to 0.70)</p> <p>EQ-5D - Mean change from baseline (SE) T: 0.008 (0.039); C: -0.036 (0.0047), P = 0.64</p>	<p>Clinical COPD Questionnaire 10 items, total score 0 - 6 (higher score: worse health-related quality of life) Mean change at 3 months from baseline</p>

Patient-reported outcomes (Continued)

Cognitive functioning		
Caplan 2006	<p>MMSE * 1 month - Mean (SD) T: 23.89 (6.42); C: 24.52 (5.97), P = 0.66</p> <p>6 months - Mean (SD) T: 23.22 (6.9); C: 25.18 (5.01), P = 0.24</p> <p>CAM ** OR for delirium in T during rehabilitation phase 0.17 95% CI 0.03 to 0.65</p> <p>Days of delirium during acute phase mean (SD) T: 3 (1.4); C: 2 (2.5), P = 0.62</p>	<p>* Mini Mental State Examination (MMSE) 30-item questionnaire Lower scores: more impairment ** Confusion assessment method for assessing delirium</p>
Harris 2005	<p>MMSE 10-day - Mean change from baseline (SD) T: 0.04 (3.01); C: -0.01 (2.87) Difference -0.05 (95% CI -0.67 to 0.77)</p> <p>30 days - Mean change from baseline (SD) T: 0.36 (2.89); C: 0.34 (2.77) Difference -0.02 (95% CI -0.70 to 0.74)</p> <p>90-day - Mean change from baseline (SD) T: 0.20 (3.55); C: 0.72 (3.03) Difference -0.44 (95% CI -1.38 to 0.35)</p>	<p>At 10 days: T: N = 125; C: N = 129 At 30 days: T: N = 117; C: N = 121 At 90 days: T: N = 117; C: N = 109</p>
Martin 1994	<p>Cognitive status 6 weeks - Median T: 8; C: 8</p> <p>12 weeks - Median T: 9; C: 8</p> <p>MMSE At discharge from hospital - Mean (SD) T: 21.7 (7.1); C: 21 (7.3) Mean difference 0 (95% CI -1.2 to 2.1)</p>	<p>Abbreviated Mental Test score (0 - 10) Higher score: better outcome No P value given Insufficient data to calculate CI</p>
Rada 2008	<p>Delirium T: 2/29 (6.9%); C: 2/25 (8%), P = 0.88</p>	<p>Confusion assessment method for assessing delirium</p>
Tibaldi 2013	<p>Similar scores between groups at 1 month follow-up</p>	<p>MMSE No other data provided</p>
Psychological well-being		

Patient-reported outcomes (Continued)

Caplan 2006	<p>GDS At 1 month T: 8.84 (6.07); C: 8.17 (5.73), P = 0.63</p> <p>At 6 months T: 7.8 (5.6); C=7.14 (3.96), P = 0.62</p>	<p>Geriatric Depression Scale Higher scores: more symptoms of depression</p>
Cunliffe 2004	<p>GHQ 3 months Mean difference -2.4 (95% CI -4.1 to -0.7)</p> <p>12 months Mean difference -1.9 (95% CI -3.5 to -0.4)</p>	<p>General Health Questionnaire Higher scores: worse mental health</p>
Donald 1995	<p>Psychological well-being 6 months - Mean T: 12.4 (N = 21); C: 12.1 (N = 25)</p>	<p>Philadelphia Geriatric Center Morale Score Higher score: better outcome No P value given Insufficient data to calculate CI</p>
Harris 2005	<p>FIM - mental subscale 10-day - Mean change from baseline (SD) T: 0.67 (2.47); C: 1.16 (3.34) Difference -0.49 (95% CI -1.19 to 0.22)</p> <p>30 days - Mean change from baseline (SD) T: 0.53 (2.20); C: 0.74 (2.44) Difference -0.21 (95% CI -0.79 to 0.36)</p> <p>90 day - Mean change from baseline (SD) T: 0.46 (3.19); C: 0.90 (4.19) Difference -0.41 (95% CI -1.34 to 0.52)</p>	<p>Functional Independence Measure - mental subscale At 10 days: T: N = 134; C: N = 134 At 30 days: T: N = 126; C: N = 125 At 90 days: T: N = 124; C: N = 123</p>
Martin 1994	<p>Psychological well-being: At 6 weeks - Median T: 10; C: 12</p> <p>12 weeks - Median T: 13; C: 9.5</p>	<p>Philadelphia Geriatric Center Morale Score Higher score: better outcome No P value given Insufficient data to calculate CI</p>
Shepperd 1998	<p>Elderly medical patients Psychological well-being <i>Baseline</i> - Mean SD T: 6.54 (2.28); C: 7.93 (2.67) <i>3 months</i> - Mean SD T: 0.16 (2.66); C: 0.73 (2.24) Difference -0.88 (95% CI -2.1 to 0.33)</p> <p>Chronic obstructive airways disease Psychological well-being</p>	<p>Philadelphia Geriatric Center Morale Score Higher score: better outcome</p>

Patient-reported outcomes (Continued)

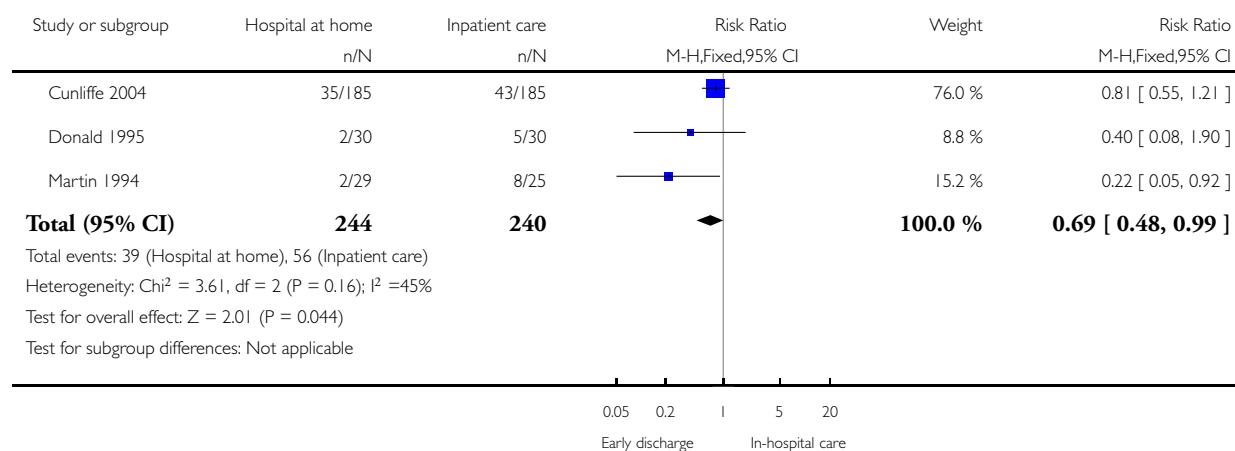
	<i>Baseline</i> - Mean SD T: 7.61 (2.4); C: 7.7 (2.68) <i>3 months</i> - Mean SD T: 0.4 (2.32); C: 1.00 (2.93) Difference -0.6 (95% CI -3.03 to 1.83)	
Tibaldi 2013	Similar scores between groups at 1-month follow-up	Zung Self-Rating Depression Scale 20 items, score 20 to 80 (higher scores: more depression symptoms) No other data provided

Analysis 2.8. Comparison 2 Early discharge hospital at home versus inpatient care for older people with a mix of conditions, Outcome 8 Institutional care at 1 year follow-up (Donald 6 months) - older patients with a mix of conditions.

Review: Early discharge hospital at home

Comparison: 2 Early discharge hospital at home versus inpatient care for older people with a mix of conditions

Outcome: 8 Institutional care at 1 year follow-up (Donald 6 months) - older patients with a mix of conditions



Analysis 2.9. Comparison 2 Early discharge hospital at home versus inpatient care for older people with a mix of conditions, Outcome 9 Patients' place of residence at follow-up (not included in meta-analysis).

Patients' place of residence at follow-up (not included in meta-analysis)

Study	Results	Notes
Martin 1994	<p>6 weeks</p> <p><i>Home</i> T: 24/29 (82.7%); C: 10/25 (40%) Observed difference: 42.7% (95% CI 20% to 66%)</p> <p><i>Residential care</i> T: 0/29 (0%); C: 3/25 (12%) Observed difference -12% (95% CI -24.7% to 0.74%)</p> <p>12 weeks</p> <p><i>Home</i> T: 21/29 (72%); C: 11/25 (44%) Observed difference 28% (95% CI 3% to 54%)</p> <p><i>Residential care at 12 weeks</i> T: 1/29 (3.4%); C: 4/25 (16%) Observed difference -12.6% (95% CI -28.4% to 3.28%)</p>	
Tibaldi 2013	<p>At home at 1 month T : 26/26 (100%); C : 23/26 (88%) Difference 12% (95% CI -3.3 to 28.9)</p>	

Analysis 2.10. Comparison 2 Early discharge hospital at home versus inpatient care for older people with a mix of conditions, Outcome 10 Patient satisfaction and preference for place of care.

Patient satisfaction and preference for place of care

Study	Results	Notes
Caplan 2006	<p><i>Patient satisfaction</i> - Mean (SD) T: 4.66 (0.64); C: 4.06 (0.94), P = 0.006</p>	5-point scale (1 = low, 5 = high)
Harris 2005	<p><i>Good/excellent rating of the service</i> T: 93/112 (83%); C: 87/120 (72.5%) P = 0.05</p> <p><i>Did not feel under pressure</i> T: 111/116 (95.7%); C: 105/115 (91.3%) P = 0.18</p> <p><i>Would recommend to others</i> T: 110/116 (94.8%); C: 111/115 (96.5%) P = 0.53</p>	30-item satisfaction survey (not described) 3 overview questions reported in the paper
Ojoo 2002	<p><i>Preferred hospital at home</i> T: 26/30 (87%); C: 16/30 (53%) Difference: 33%, 95% CI 18% to 55%</p>	Questionnaire not described

Patient satisfaction and preference for place of care (Continued)

Shepperd 1998	<p>Elderly medical patients <i>Patient preference</i> * At discharge T: 81%; C: 40% Difference 41% (95% CI 20% to 62%)</p> <p><i>Patient satisfaction</i> ** At discharge from hospital at home, or hospital T: 2.54 (4.74); C: 22.10 (4.68) Difference 0.44 (95% CI -3.86 to 4.75)</p> <p>Chronic obstructive pulmonary disease <i>Patient preference</i> At discharge T: 73%; C: 54.5% Difference 18.5% (95% CI -21.3% to 57.7%)</p> <p><i>Patient satisfaction</i> At discharge from hospital at home, or hospital T: 25.0 (3.11); C: 24.66 (3.05) Difference 0.83 (95% CI -5.23 to 6.89)</p>	<p>* Patient preference - patients reporting they had received their preferred place of care</p> <p>** Patient satisfaction - using modified version of satisfaction scale developed by Pound 1994, maximum score of 33, indication of high level of satisfaction</p>
Skwarska 2000	95% of the patients reported being 'completely satisfied'	Treatment group only 79/122 replied to the questionnaire
Utens 2012	<p>Overall satisfaction at 3 months T: 70%; C: 72%</p> <p>Patient preference at 3 months* T: 59%; C: 35%</p>	<p>3-part questionnaire: open-ended questions (3 things patients were more satisfied and dissatisfied about); Quantitative (15 questions about the treatment received) ; and dichotomous question about preferred place of treatment</p> <p>Overall score calculated for 41% and 49% of patients in T and C group, respectively</p> <p>* Percentage of participants preferring to receive treatment at home</p>

Analysis 2.11. Comparison 2 Early discharge hospital at home versus inpatient care for older people with a mix of conditions, Outcome 11 Caregiver outcomes.

Caregiver outcomes

Study	Results	Notes
Caplan 2006	<p>Caregiver satisfaction Mean (SD) T: 4.47 (0.86); C: 4.08 (1.04), P = 0.19</p>	Caregiver satisfaction 5-point scale (1 = low, 5 = high)
Cunliffe 2004	<p>GHQ 3 months Mean difference -2.0 (95% CI -3.8 to -0.1)</p>	General Health Questionnaire Higher scores = worse mental health

Caregiver outcomes (Continued)

	12 months Mean difference -1.1 (95% CI -3.7 to 1.5)	
Harris 2005	<p>Relative satisfaction * <i>Good/excellent rating of service</i> T: 46/69 (67%); C: 24/58 (41.4%), P = 0.004</p> <p><i>Did not feel under pressure</i> T: 57/69 (82.6%); C: 34/55 (61.8%); P = 0.009</p> <p><i>Would recommend to others</i> T: 62/63 (98.4%); C: 51/57 (89.5%), P = 0.03</p> <p>Caregiver strain ** Mean (SD) T: 4.6 (3.6); C: 6.2 (3.7), P = 0.02</p>	<p>30-item satisfaction survey (not described)</p> <p>* 3 overview questions reported in the paper</p> <p>** Carer Strain Index 13-item scale, range 0 - 13 higher score: more strain</p>
Ojoo 2002	<p><i>Carer preferred hospital at home</i> T: 17/20 (85%); C: 6/14 (43%) Difference 42% (95% CI 12% to 72%)</p>	
Shepperd 1998	<p>Elderly medical patients <i>Carer Strain Index:</i> T: 0.96; C: -0.22 Difference 1.17 (95% CI -0.47 to 2.82)</p> <p><i>Carers reporting they had received their preferred place of care - 3 months</i> T: 78%; C: 70% Difference 8% (95% CI -16.6% to 33.8%)</p> <p>Chronic obstructive pulmonary disease <i>Carer Strain Index</i> T: -0.33; C: 2.75 Difference -3.08 (95% CI -8.19 to 2.02)</p> <p><i>Carers reporting they had received their preferred place of care - 3 months</i> T: 87.5%; C: 71.4% Difference 16.1%, 95% CI -24.5% to 56.6%</p>	Carer Strain Index - mean change from baseline
Tibaldi 2013	Reduction in stress levels at 1 month follow-up in favour of the treatment group (P = 0.017)	<p>Relative Stress Scale 15 items, scores 0 - 60, higher scores: more stress No other data provided</p>
Utens 2012	<p>Caregiver strain - Mean (SE) T: 3.84 (0.50); C: 3.50 (0.55) Difference -0.34 (95% CI -1.31 to 1.81)</p> <p><i>Preference for being cared for at home</i></p>	<p>Carer Strain Index 3 months follow-up</p>

T: 60%; C: 36%, P = 0.03

Analysis 2.12. Comparison 2 Early discharge hospital at home versus inpatient care for older people with a mix of conditions, Outcome 12 Staff views.

Staff views

Study	Results	Notes
Caplan 2006	General Practitioner satisfaction - Mean (SD) T: 4.06 (0.96); C: 3.78 (0.97), P = 0.41	5 point scale (1=low, 5=high)
Skwarska 2000	No increase in demand of service: 65% Decreased demand for service: 33% Increased demand in service: 2%	For T group only Questionnaire not described 50% response rate

Analysis 2.13. Comparison 2 Early discharge hospital at home versus inpatient care for older people with a mix of conditions, Outcome 13 Length of stay.

Length of stay

Study	Results	Notes
Inpatient days (including readmission days) and hospital at home length of stay (not included in meta-analysis)		
Caplan 2006	Acute ward inpatient length of stay - Mean (SD) T: 18.73 (11.39); C: 17.03 (8.68), P = 0.45 Rehabilitation length of stay T: 15.97 (9.37); C: 23.09 (19.41), P = 0.02 Total length of stay from admission to end of rehabilitation - Mean (SD) T: 34.91 (15.37); C: 40.09 (23.22); P = 0.19	
Cotton 2002	Initial stay - Mean (range) T: 3.2 (1 to 16); C: 6.1 (1 to 13) Additional days due to readmission T: 8.75; C: 7.83 Difference 0.92 (95% CI -6.5 to 8.3)	
Cunliffe 2004	Length of stay from randomisation to discharge - Median (IQR) [Mean] T: 6 (4 to 13) [12]; C: 13 (6 to 24) [21] Median difference 4 (95% CI 3 to 7) Length of stay from randomisation to 3 months - Median (IQR) [Mean]	

Length of stay (Continued)

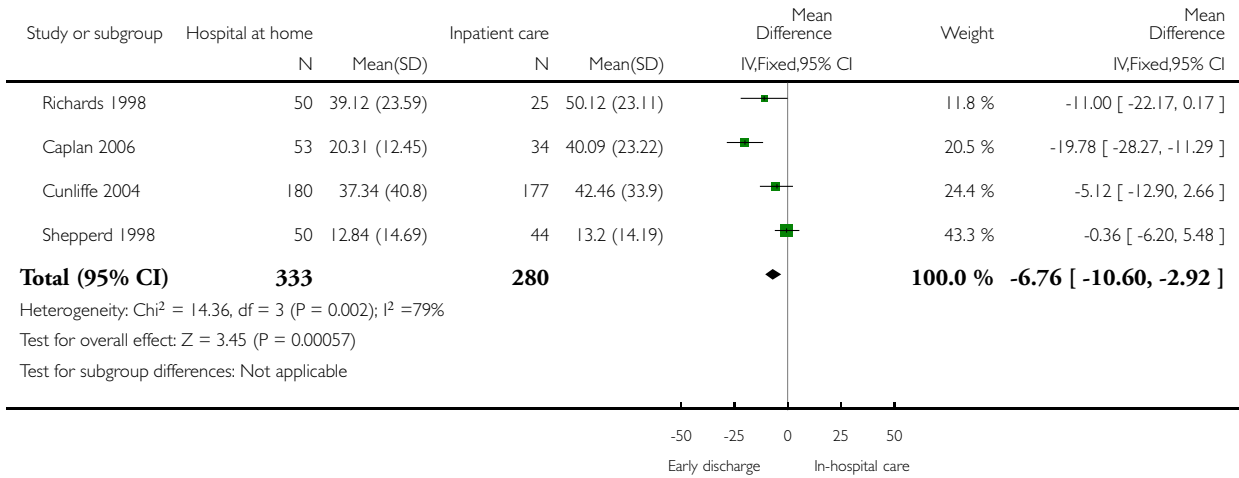
	T: 9 (4 to 22) [17]; C: 18 (7 to 34) [23] Median difference 5 (95% CI 2 to 8)	
	Length of stay from randomisation to 12 months - Median (IQR) [Mean] T: 15 (6 to 45) [29]; C: 21 (9 to 50) [39] Median difference 4 (95% CI 1 to 9) Visits from EDRS - Median (IQR) [Mean] T: 8 (5 to 31) [22]	
Donald 1995	Days between randomisation and discharge home - Median T: 5; C: 11; P = 0.002	P value provided by authors No data for total days of care
Díaz Lobato 2005	Days in care - Mean T: 9.2; C: 12.2; P < 0.05	No SD provided P value provided by authors
Martin 1994	Hospital length of stay at 12 weeks - Mean T: 22.4; C: 44.8	No P value given, insufficient data to calculate CI No data for total days of care
Ojoo 2002	Days in care - Mean T: 5.9; C: 7.4; P = 0.14	No SD provided P value provided by authors
Skwarska 2000	Total length of stay - Median T: 7; C: 5 Median difference 2 days P < 0.01 Hospital at home visits - Mean T: 3.8 C: N/A	Only the treatment group received home visits
Total length of stay - hospital plus hospital at home		
Harris 2005	Total length of stay (IPD) - Mean (SD) T: 23.5 (15.6); C: 17.7 (18.3) Difference 5.76 days (95% CI 1.11 to 10.4)	
Richards 1998	Total length of stay - Mean (SD) T: 53.8 (26.59); C: 50.12 (23.11) Difference 3.68 days (95% CI -8.77 to 16.1)	T: N = 50; C: N = 25
Shepperd 1998	Total days of care (hospital plus hospital at home) <i>Elderly medical</i> - Mean (SD) T: 21.88 (18.30); C: 13.20 (14.19) Difference 8.67 days (95% CI 1.90 to 15.45) <i>Chronic obstructive pulmonary disease</i> - Mean (SD) T: 12.27 (3.69); C: 12.12 (7.49) Difference 0.15 (95% CI -4.21 to 4.51)	

Analysis 2.14. Comparison 2 Early discharge hospital at home versus inpatient care for older people with a mix of conditions, Outcome 14 Hospital length of stay - older people with a mix of conditions.

Review: Early discharge hospital at home

Comparison: 2 Early discharge hospital at home versus inpatient care for older people with a mix of conditions

Outcome: 14 Hospital length of stay - older people with a mix of conditions

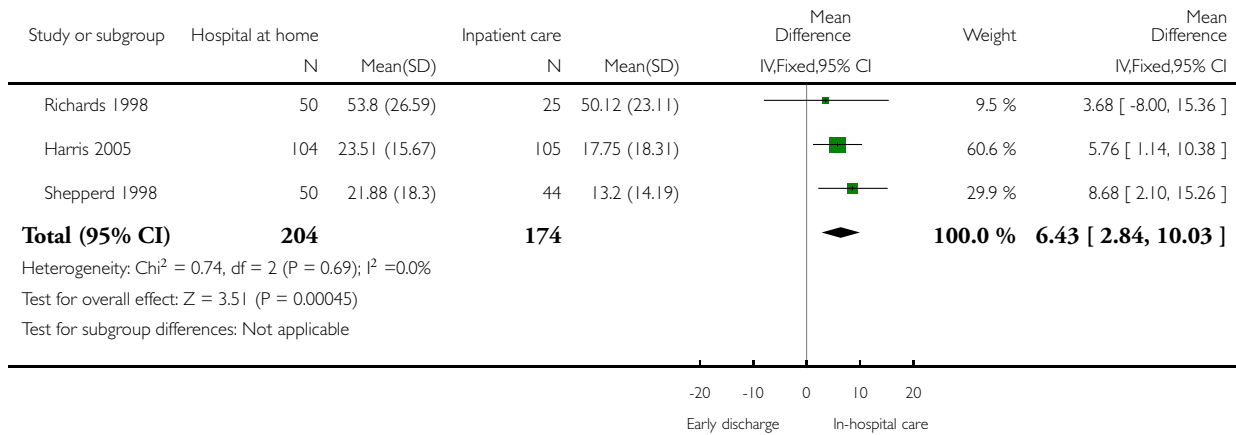


Analysis 2.15. Comparison 2 Early discharge hospital at home versus inpatient care for older people with a mix of conditions, Outcome 15 Total length of stay - older people with a mix of mainly medical conditions.

Review: Early discharge hospital at home

Comparison: 2 Early discharge hospital at home versus inpatient care for older people with a mix of conditions

Outcome: 15 Total length of stay - older people with a mix of mainly medical conditions



Analysis 2.16. Comparison 2 Early discharge hospital at home versus inpatient care for older people with a mix of conditions, Outcome 16 Cost and resource use.

Cost and resource use

Study	Results	Notes
Cost		
Caplan 2006	Overall Cost Acute + rehabilitation phase - Mean (SD) in AUD T: AUD 18,147 (AUD 9816); C: AUD 25,042 (AUD 15,041) P = 0.01 In GBP T: GBP 7680 (GBP 4154); C: GBP 10598 (GBP 6365) Rehabilitation phase overall cost in AUD T: AUD 5961 (AUD 3210); C: AUD 14,413 (AUD 12,631) P < 0.001 In GBP T: GBP 2523 (GBP 1347) C: GBP 6100 (GBP 5345)	Details of methods used to calculate costs not available. Costs provided in AUD and GBP

Cost and resource use (Continued)

Cunliffe 2004	<p>Total mean cost per case at 12 months T: GBP 8361 (GBP 540) ± GBP 1059 C: GBP 10,088 (GBP 713) ± GBP 398 Difference GBP -1727, (95% CI ± GBP 2481), P = 0.054</p>	<p>Healthcare service perspective Resource use quantified using data collected from service providers for 12 months post-randomisation and on recorded client contact time for hospital at home. Cost of the initial hospital admission and readmissions was estimated based on length of stay and cost/bed day by clinical specialty using NHS costs 2000/2001. Referrals to social services included in the costs</p>
Harris 2005	<p>Total costs per patient - Mean T: NZD 6524, C: NZD 3525, P < 0.001</p>	<p>Direct costs of healthcare and support services in 30 days following randomisation Includes hospital-related costs (calculated based on expenditure by department) and any payment made by patients for primary care. Costs in New Zealand dollars (NZD) SD not provided by authors, not possible to calculate CI; P value provided by authors</p>
Ince 2014	<p>Total costs per patient - Mean (SD) T: USD 138.57 (USD 72.87); C: USD 951.24 (USD 715.14); P < 0.001 Mean difference: USD -812.67 (95% CI -1033.33 to -592.02)</p>	<p>Total costs per patient for each group, excluding first 24 hours of care Costs in US dollars (USD)</p>
Shepperd 1998	<p>Elderly medical patients <i>Hospital costs per patient</i> Median (IQR); Mean (SD) T: GBP 913.76 (GBP 243.31 to GBP 2045.68); GBP 1376.38 (GBP 1370) C: GBP 1366.16 (GBP 629.1 to GBP 2033.5); GBP 1654.2 (GBP 1501.4) P = 0.21 <i>Hospital at home costs - Mean (SD)</i> T: GBP 793.4 (811.4) <i>Total health service costs</i> Median (IQR); Mean (SD) T: GBP 1705.3 (GBP 913.83 to GBP 3121.55); GBP 2279.74 (GBP 1765.4) C: GBP 1388.8 (GBP 645.1 to £2094.9); GBP 1712.6 (GBP 1518) P = 0.09</p> <p>Chronic Obstructive Pulmonary Disease <i>Hospital costs per patient</i> Median (IQR) T: GBP 1389.53 (GBP 821.65 to GBP 1993.97); C: GBP 1198 (GBP 712 to GBP 1508.2) P = 0.56</p>	<p>Mann Whitney U test Cost data financial year 1994/1995. Health service perspective, dependency scores developed to account for the different resources used during a patient's inpatient admission. Costs calculated at the patient level. Costs at 3 months follow-up Costs in GBP</p>

Cost and resource use (Continued)

	<p><i>Hospital at home costs</i> - Mean (SD) T: GBP 710.6 (GBP 526.5)</p> <p><i>Total health service costs</i> Median (IQR) T: GBP 2379.7 (GBP 1458.1 to GBP 2759.1) C: GBP 1247.6 (GBP 772.5 to GBP 1619.2) Median difference GBP 1132.10, P < 0.01</p>	
Skwarska 2000	<p>Mean cost to the health service T: GBP 877.00, C: GBP 1753</p>	<p>Cost data financial year 97/98 Costs based on average cost per bed day in the respiratory unit. GP costs calculated from unit costs estimated by Personal & Social Services Research Unit, Kent</p>
Utens 2012	<p><i>Healthcare costs</i> T: EUR 4129; C: EUR 4297 Difference EUR -168 95% (CI -1253 to 922)</p> <p><i>Societal perspective</i> T: EUR 6304; C: EUR 5395 Difference EUR 908 (95% CI -552 to 2296)</p>	<p>Costs calculated from healthcare (direct health costs 3 months after randomisation) and societal perspective (direct health costs, non-healthcare costs and loss of productivity) Costs in euros (EUR)</p>
Use of other services		
Cunliffe 2004	<p>Attending geriatric day hospital T: 21/185 (11%); C: 57/185 (31%) RR 0.47 (95% CI 0.23 to 0.56)</p> <p>Hospital outpatient visits - Mean T: 3.4; C: 3.3; P = 0.85</p> <p>GP visits - Mean T: 6; C: 6.7, P = 0.16</p>	<p>Results for 12 months follow-up</p>
Martin 1994	<p>Home care at 6 weeks T: 2/24 (8.3%); C: 8/10 (80%) Observed difference: -71.7% (95% CI -99% to -4%)</p> <p>District nurse visits at 12 weeks T: 11/21 (52.4%); C: 3/11 (27.3%) Observed difference: 25.1% (95% CI -9% to 59%)</p> <p>Receipt of social services over 12 months T: 145/185 (78%); C: 151/185 (82%) RR 0.96 (95% CI 0.87 to 1.06)</p>	
Rada 2008	<p>Emergency room visits T: 2/29 (6.9%); C: 0/30 (0%) Observed difference 6.9% (95% CI -8.3 to 24.2)</p>	<p>3 months follow-up</p>

Analysis 3.1. Comparison 3 Early discharge hospital at home versus inpatient care following elective surgery, Outcome 1 Mortality.

Mortality

Study	Results	Notes
Karlsson 2016	T: 21/107 (19.6%); C: 16/98 (16.3%) Difference: -3.8% (95% CI -19.6% to 23.5%)	Mortality at 12-month follow-up
Richards 1998	T: 12/160 (7.5%); C: 6/81 (7.4%) Difference: 0.1% (95% CI -7% to 7%)	
Shepperd 1998	Hip replacements T: 0/37; C: 1/49 Knee replacements T: 0/47; C: 0/39 Hysterectomy T: 0/114; C: 0/124	Mortality at 3-month follow-up

Analysis 3.2. Comparison 3 Early discharge hospital at home versus inpatient care following elective surgery, Outcome 2 Hospital readmission.

Hospital readmission

Study	Results	Notes
Crotty 2002	Recovering from a hip fracture 4 months - Mean (range) T: 0.22 (0.07 to 0.46); C: 0.22 (0.01 to 0.45)	
Palmer Hill 2000	Recovering from a knee replacement Readmission - total T: 1/32; C: 1/28, P = 0.92 Readmission days - Mean (range) T: 0.22 (0.01 to 0.045); C: 0.27 (0.07 to 0.46)	Follow-up time not specified 4-month follow-up for readmission days
Richards 1998	A mix of orthopaedic surgical procedures Mean (SD) T: 5.6 (13.84); C: 4.8 (12.17) Difference 0.8 (95% CI -2.78 to 4.38) Total T: 42/159 (26.4%); C: 17/81 (21%) Difference 5.4% (95% CI -5.8% to 16.6%)	Readmission days at 3 months (mix of surgical and medical patients)
Ruckley 1978	Recovering from a hernia or varicose veins At 2 to 3 weeks: T: 0/117 (0%); C: 2/121 (1.65%)	

Hospital readmission (Continued)

	Difference 1.65% (95% CI -3.92% to 0.62%)	
Shepperd 1998	<p>Knee replacement T: 4/47 (8.5%); C: 1/39 (2.6%) Difference 5.9% (95% CI -3.5 to 15.3%)</p> <p>Hip replacement T: 2/37 (5.4%); C: 1/49 (2.0%) Difference 3.4% (95% CI -4.9% to 11.7%)</p> <p>Hysterectomy T: 7/114 (6.1%); C: 13/124 (10.5%) Difference -4.3% (95% CI -11.3% to 2.6%)</p>	3-month follow-up

Analysis 3.3. Comparison 3 Early discharge hospital at home versus inpatient care following elective surgery, Outcome 3 Functional status.

Functional status

Study	Results	Notes
Crotty 2002	<p><i>Modified Barthel Index</i> - Median (range) T: 11.00 (5.5 to 16.0); C: 8.0 (-2.5 to 13.5) Median difference in change score 3.00, P < 0.05</p> <p><i>Falls efficacy scale</i> - Median (range) T: 90.5 (80.5 to 98); C: 79.5 (40.0 to 92.5), P < 0.05</p>	Functional status at 4 months (median change from baseline, 25th & 75th percentile)
Richards 1998	<p>Functional status T: 1.9; C: 1.7 Difference 0.17, 95% CI -0.76 to 1.10</p>	Barthel Index: Scale 0 - 20 (low score: high level of dependence) 3-month follow-up

Analysis 3.4. Comparison 3 Early discharge hospital at home versus inpatient care following elective surgery, Outcome 4 Patient outcomes: Quality of life/self-reported health status.

Patient outcomes: Quality of life/self-reported health status

Study	Results	Notes
Booth 2004	<p>SF-36 PCS - Mean (SD) * T: 47.4 (11.8); C: 49 (11.7) Difference -0.5 (95% CI -5.8 to 4.8), P = 0.85</p> <p>SF36 MCS - Mean (SD) ** T: 48.9 (8.2); C: 49.2 (8.6) Difference 0.6 (95% CI -2.7 to 3.8), P = 0.73</p>	<p>* SF-36 PCS: Physical component score ** SF-36 MCS: Mental component score 12-week follow-up</p>

Patient outcomes: Quality of life/self-reported health status (Continued)

Crotty 2002	<p><i>SF36 PCS</i> - Median (range) T: -3.4 (-14.9 to 8.1); C: -3.9 (-19.5 to 11.7)</p> <p><i>SF36 MCS</i> - Median (range) T: 0.01; C: -11.7 (-23.4 to 0.05)</p>	
Palmer Hill 2000	Change from baseline, 25th & 75th percentile; no data reported	SF 36 physical component scale
Richards 1998	<p>Dartmouth COOP Charts *</p> <p>Physical fitness Difference -0.05 (95% CI -0.28 to 0.19)</p> <p>Feelings Difference -0.09 (95% CI -0.50 to 0.32)</p> <p>Daily activities Difference -0.04 (95% CI -0.47 to 0.38)</p> <p>Social activities Difference 0.07 (95% CI -0.38 to 0.52)</p> <p>Change in health Difference -0.01 (95% CI -0.34 to 0.31)</p> <p>Overall health Difference 0.10 (95% CI -0.21 to 0.42)</p> <p>EQ 5D scores ** Difference -0.04 (95% CI -0.13 to 0.06)</p> <p>EQ 5D thermometer ^ At 3 months: Difference -4.6 (95% CI -11.0 to 2.0)</p>	<p>* Dartmouth COOP charts: 5-point Likert-type scaling, with descriptors and cartoon illustrations of levels 1 through 5. 1 = no impairment, 5 = most impaired</p> <p>** EQ 5D scores: possible range 5 - 15</p> <p>^ EQ 5D thermometer: possible range 0 - 100 Scores at 3-month follow-up</p>
Shepperd 1998	<p>Hip replacement</p> <p>Physical fitness T: 0.42; C: 0.51 Difference -0.09 (95% CI -0.48 to 0.29)</p> <p>Feelings T: 1.03; C: 0.78 Difference 0.25 (95% CI -0.29 to 0.79)</p> <p>Daily activities T: 1.00; C: 0.93 Difference 0.07 (95% CI -0.39 to 0.53)</p> <p>Social activities</p>	<p>HIP REPLACEMENT</p> <p>Dartmouth COOP charts: Scale 1 - 5 (low score: good quality of life)</p> <p>Follow-up data at 3 months for: Treatment = 36 Control = 45</p> <p>* Oxford hip score Baseline score measured at 1 month. Scale 12 - 60 (high score: high level of impairment)</p>

Patient outcomes: Quality of life/self-reported health status (Continued)

<p>T: 1.43; C: 1.02 Difference 0.41 (95% CI -0.15 to 0.97)</p> <p>Pain T: 1.54; C: 1.69 Difference -0.15 (95% CI -0.78 to 0.49)</p> <p>Change in health T: 0.74; C: 0.13 Difference 0.61 (95% CI 0.02 to 1.20)</p> <p>Overall health Difference 0.10 (95% CI -0.35 to 0.55)</p> <p>Social support T: 0.26; C: 0.40 Difference -0.14 (95% CI -0.57 to 0.28)</p> <p>Quality of life T: 0.97; C: 0.47 Difference 0.50 (95% CI 0.13 to 0.88)</p> <p>Oxford Hip Score * T: 4.77; C: 3.13 Difference 1.64 (95% CI -1.23 to 4.5)</p> <p>Knee replacement</p> <p>Physical fitness T: 0.19; C: 0.29 Difference -0.10 (95% CI -0.49 to 0.29)</p> <p>Feelings T: 0.51; C: 0.37 Difference 0.14 (95% CI -0.50 to 0.78)</p> <p>Daily activities T: 0.68; C: 0.91 Difference -0.23 (95% CI -0.71 to 0.26)</p> <p>Social activities T: 0.98; C: 0.91 Difference 0.07 (95% CI -0.61 to 0.74)</p> <p>Pain T: 1.02; C: 1.06 Difference -0.04 (95% CI -0.62 to 0.53)</p> <p>Change in health</p>	<p>KNEE REPLACEMENT Dartmouth COOP charts: Scale 1 - 5 (low score: good quality of life)</p> <p>Follow-up data at 3 months for: Treatment = 45 Control = 35</p> <p>*Bristol knee score Baseline score done at 1 month Scale 0 - 50 (low score: poor level of functioning)</p> <p>HYSTERECTOMY Dartmouth COOP charts: Scale 1 - 5 (low score: good quality of life)</p> <p>Follow-up data at 3 months for: Treatment = 45 Control = 35</p>
--	---

Patient outcomes: Quality of life/self-reported health status (Continued)

T: 0.48; C: 0.62 Difference -0.14 (95% CI -0.73 to 0.45)	
Overall health T: -0.11; C: 0.15 Difference -0.26 (95% CI -0.65 to 0.12)	
Social support T: 0.18; C: -0.03 Difference 0.21 (95% CI -0.33 to 0.74)	
Quality of life T: 0.42; C: 0.40 Difference 0.02 (95% CI -0.37 to 0.41)	
Bristol knee score * T: -3.00; C: -4.06 Difference 1.06 (95% CI -1.58 to 3.70)	
Hysterectomy	
Physical fitness T: 0.04; C: 0.04 Difference 0.00, 95% CI -0.43 to 0.44	
Feelings T: 0.70; C: 0.84 Difference -0.14 (95% CI -0.48 to 0.19)	
Daily activities T: 0.52; C: 0.45 Difference 0.07 (95% CI -0.25 to 0.38)	
Social activities T: 0.56; C: 0.52 Difference 0.04 (95% CI -0.30 to 0.38)	
Pain T: 1.22; C: 1.20 Difference 0.02 (95% CI -0.42 to 0.48)	
Change in health T: 1.45; C: 1.36 Difference 0.09 (95% CI -0.22 to 0.40)	
Overall health T: 1.09; C: 0.82 Difference 0.27 (95% CI -0.06 to 0.58)	

Patient outcomes: Quality of life/self-reported health status (Continued)

Social support: T: 0.48; C:0.42 Difference 0.06 (95% CI -0.27 to 0.37)
Quality of life T: 0.65; C: 0.67 Difference -0.02 (95% CI -0.30 to 0.27)
SF-36 physical functioning T: -4.82; C: -3.02 Difference -1.80 (95% CI -8.28 to 4.69)

Analysis 3.5. Comparison 3 Early discharge hospital at home versus inpatient care following elective surgery, Outcome 5 Clinical complications.

Clinical complications

Study	Results	Notes
Adler 1978	All clinical complications - 7 days post-surgery T: 7/56 (12.5%); C: 5/49 (10.2%) Observed difference: 2.3% (95% CI -9.8% to 14%) Varicose veins T 8/61 (13.1%); C: 0/58 (0%) Observed difference: 13.1% (95% CI 5% to 22%)	Hernia
Booth 2004	In-hospital clinical events T: 20/65 (30%); C: 8/32 (25%); P = 0.55	
Ruckley 1978	All clinical complications at 2 - 3 weeks T: 27/117 (23.1%); C: 17/121 (14%) Observed difference: 9.1% (95% CI -19% to 1%)	Conditions were combined

Analysis 3.6. Comparison 3 Early discharge hospital at home versus inpatient care following elective surgery, Outcome 6 Patient satisfaction.

Patient satisfaction

Study	Results	Notes
Adler 1978	T: 76/117 (64.9%); C: 62/107 (57.9%) Observed difference: 7% (95% CI -6% to 20%)	Results at 14 days follow-up Patients were asked if they were content with their length of stay in hospital
Crotty 2002	Median score (25th & 75th percentile) T: 21.0 (19.0 to 23.0); C: 20.0 (18.0 to 22.0)	Only 20% of those with a fracture were eligible and agreed to enter trial

Patient satisfaction (Continued)

Richards 1998	<p><i>Quality of service</i> (excellent) T: 50.7%; C: 44.6% Difference 6.1% (95% CI -8.6% to 20.8%)</p> <p><i>Received needed services</i> (all of the time) T 63%; C: 60% Difference 3.0% (95% CI -11.5% to 17.4%)</p> <p><i>Content with care</i> (all of the time) T: 69.6; C: 56.9 Difference 12.7 (95% CI -1.6 to 27.0)</p> <p><i>Received all help needed</i> (yes) T: 83.8; C:75.4 Difference 8.4 (95% CI -3.7 to 20.6)</p> <p><i>Discussions with staff</i>(excellent) T: 47.4; C: 27.7 Difference 19.7 (95% CI 5.9 to 33.5)</p> <p><i>Involved in decision-making</i> (as much as wanted) T: 79.4; C: 71.5 Difference 7.7 (95% CI -5.7 to 21.1)</p> <p><i>Information about illness</i> (as much as wanted) T: 76.7; C:80.0 Difference -3.3 (95% CI -15.7 to 9.2)</p> <p><i>Information on treatment</i> (as much as wanted) T: 77.5; C:80.7 Difference -3.2 (95% CI -11.2 to 17.8)</p> <p><i>Privacy</i> (as much as wanted) T: 84.7; C: 88.1 Difference -3.4 (95% CI -13.7 to 6.9)</p> <p><i>Informal practical support</i> (as much as wanted) T: 87; C: 93.2 Difference -6.2 (95% CI -14.8 to 2.4)</p> <p><i>Informal emotional support</i> (as much as wanted) T: 93.9; C: 96.6 Difference -2.7 (95% CI -8.9 to 3.5)</p>	Patient satisfaction measured at 4 weeks follow-up
Ruckley 1978	<p><i>Advantages seen by patients</i> T: 108/117 (92.3%); C: 95/121 (78.5%) Difference 13.8% (95% CI 5% to 23%)</p> <p><i>Disadvantages seen by patients for caregivers</i></p>	

Patient satisfaction (Continued)

	<p>T: 39/117 (33.3%); C 14/121 (11.6%) Difference 21.8% (95% CI 11.5% to 32%)</p> <p><i>At discharge from hospital at home, or hospital</i> T: 25.0 (3.11); C: 24.66 (3.05) Difference 0.83 (95% CI -5.23 to 6.89)</p>	
Shepperd 1998	<p>Hip replacement <i>Patient satisfaction</i> * At discharge from hospital at home, or hospital T: 27.2 (5.2); C: 25 (4.7) Difference 2.2 (95% CI -2.63 to 7.02)</p> <p><i>Patient preference</i> ** At discharge from place of care: T: 85.7%; C: 50% Difference 35.7% (95% CI 16.7% to 54.8%)</p> <p>Knee replacement <i>Patient satisfaction</i> * At discharge from hospital at home, or hospital T: 27.8 (4.1); C: 25.00 (5.19) Difference 2.77 (95% CI -1.91 to 7.46)</p> <p><i>Patient preference</i> ** At discharge from place of care Difference 34% (95% CI 14% to 54%)</p> <p>Hysterectomy <i>Resumption of domestic duties</i> At discharge from hospital at home, or hospital Difference -0.15 (95% CI -0.35 to 0.05)</p> <p><i>Resume parental responsibilities before feeling well enough</i> ^ At discharge from hospital at home, or hospital: Difference -0.24 (95% CI -0.46 to -0.02)</p> <p><i>Patient preference</i> ** At discharge from place of care T: 85.15%; C: 66.7% Difference 19% (95% CI 8% to 30%)</p>	<p>* Modified version of satisfaction scale (Pound 1994) Maximum score of 33 (higher score: more satisfied)</p> <p>** Patient preference: patients reporting they received preferred place of care ^ Resumption of domestic duties/parental responsibilities: patients were asked to agree/disagree on a 0 - 3 scale (3: high level of agreement)</p>

Analysis 3.7. Comparison 3 Early discharge hospital at home versus inpatient care following elective surgery, Outcome 7 Caregiver outcomes.

Caregiver outcomes

Study	Results	Notes
Adler 1978	Difference between groups reported as significant in favour of the control group	No P value given, insufficient data to calculate CI
Crotty 2002	SF36 Physical component scale - Median (IQR) * T: -0.9 (-7.1 to 5.3); C: 5.2 (-16.4 to 6.0) SF 36 Mental component scale - Median (IQR) T: 3.7 (-2.5 to 9.9); C: -4.7 (-19.8 to 10.3) Caregiver Strain Index - Median (IQR) ** T: 1.0 (0 to 4.0); C: 2.0 (0 to 6.8) Carer time spent - Median (IQR) T: 18.6% (6.3 to 30.9); C: 22.1% (9.6 to 34.7)	4-month follow-up * SF 36, higher score: greater improvement ** Carer Strain Index, a lower score; improvement
Ruckley 1978	Advantages seen by caregivers for others T: 31/117 (26.5%); C:12/121 (9.9%) Observed difference: 16.6% (95% CI 6.9% to 26%) Advantages seen by caregivers for patients T: 97/117 (83%); C: 98/121 (81%) Observed difference 1.9% (95% CI -7.8% to 11.7%) Advantages seen by caregivers for themselves T: 79/117 (67.5%); C: 86/121 (71.1%) Observed difference - 3.6% (95% CI -15.3% to 8.2%) Disadvantages seen by caregivers for patients T: 26/117 (22.2%); C: 14/121 (11.6%) Observed difference: 10.6% (95% CI 1.2% to 20%) Disadvantages seen by caregivers for themselves T: 38/117 (32.5%); C: 12/121 (9.9%) Observed difference 22.6% (95% CI 12% to 33%) Disadvantages seen by caregivers for others T: 5/117 (4.3%), C: 6/121 (4.9%) Observed difference -0.7% (95% CI -6% to 4.6%)	Results reported at 1-week follow-up
Shepperd 1998	Hip replacement <i>Carer Strain Index</i> - Median T: 0.00; C: 1.00, Mann Whitney P = 0.34 <i>Carer satisfaction</i> - Mean (SD) T: 18.2 (2.5); C: 18.8 (2.5) Difference -0.68 (95% CI -4.09 to 2.75) <i>Carer preference at 3 months</i>	Hip replacement Carer Strain Index Median change from baseline at 3 months Carer satisfaction Modified version of satisfaction scale (Pound 1994) Scale 0 - 24 (higher score: more satisfied) Caregiver preference: Report of preferred place of care

Caregiver outcomes (Continued)

<p>Difference: 18.9% (95% CI -1.36% to 39.2%)</p> <p>Knee replacement <i>Carer Strain Index</i> T: 0.25; C:-0.58 Difference 0.83 (95% CI -0.79 to 2.45)</p> <p><i>Carer satisfaction</i> T: 19.57 (3.46); C: 18.2 (3.9) Difference 1.37 (95% CI -2.55 to 5.29)</p> <p><i>Carer preference at 3 months</i> T: 87.5%; C: 71.4% Difference: 16.1% (95% CI -24.5% to 56.6%)</p> <p>Hysterectomy <i>Carer Strain Index</i> T: 0.15; C: 0.28 Difference -0.13 (95% CI -0.77 to 0.52)</p> <p><i>Carer satisfaction</i> Resumption of domestic duties Difference -0.15 (95% CI -0.35 to 0.05)</p> <p>Resumption of parental responsibilities Difference -0.24 (95% CI -0.46 to -0.02)</p> <p><i>Carer preference at 3 months</i> Difference 19% (95% CI 8% to 30%)</p>	<p>Knee replacement and hysterectomy Carer Strain Index Mean change from baseline at 3 months</p> <p>Carer satisfaction Modified version of satisfaction scale (Pound 1994) Scale 0 - 24 (higher score:, more satisfied) Caregiver preference: Report of preferred place of care (knee replacement)</p>
--	---

Analysis 3.8. Comparison 3 Early discharge hospital at home versus inpatient care following elective surgery, Outcome 8 Staff views - GP workload.

Staff views - GP workload

Study	Results	Notes
Adler 1978	Verbal report	No P value given, insufficient data to calculate CI
Crotty 2002	Visits to GP T: 3.3 (2.4 to 30.9); C: 4.5 (3.3 to 5.8) Use of community services T: 19/34 (63%); C: 23/32 (77%)	At 4-month follow-up
Ruckley 1978	At 3 weeks post-op 8 minutes extra for day-care patients	No P value given, insufficient data to calculate CI

Staff views - GP workload (Continued)

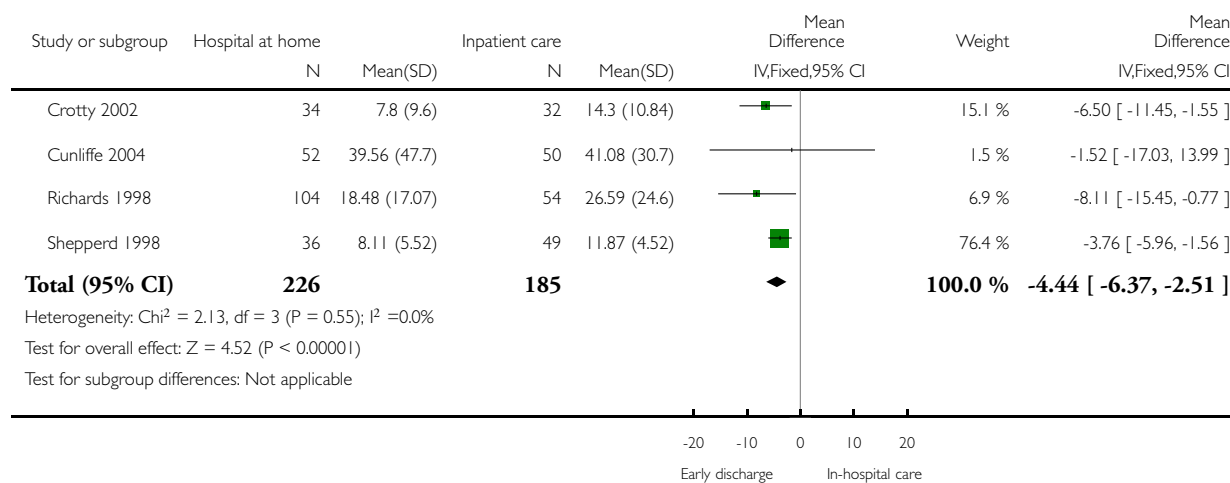
Shepperd 1998	<p>Hip replacement Home and surgery visits: median difference: GBP 27.35, P < 0.06</p> <p>Kee replacement Home and surgery visits: median difference: GBP 0.00</p> <p>Hysterectomy Home and surgery visits: median difference: GBP 0.00</p>	Mann Whitney test
---------------	---	-------------------

Analysis 3.9. Comparison 3 Early discharge hospital at home versus inpatient care following elective surgery, Outcome 9 Hospital length of stay - older people recovering from surgery.

Review: Early discharge hospital at home

Comparison: 3 Early discharge hospital at home versus inpatient care following elective surgery

Outcome: 9 Hospital length of stay - older people recovering from surgery



Analysis 3.10. Comparison 3 Early discharge hospital at home versus inpatient care following elective surgery, Outcome 10 Length of stay (not included in meta-analysis).

Length of stay (not included in meta-analysis)

Study	Results	Notes
Booth 2004	Total hospital length of stay - Mean (SD) T: 5.3 (2.68); C: 8.0 (1.78), P < 0.001	
Richards 1998	Hospital length of stay T: 18.48 (17.1); C: 26.59 (24.61) Difference -8.11 (95% CI -14.7 to -1.51) Length of stay post-randomisation (elective surgical centre) T: 1.8 (1.7); C: 4.2 (3.12) Difference -2.4 (95% CI -4.05 to -0.75) Length of stay post-randomisation (acute hospital) T: 3.1 (3.24); C: 13.5 (11.75) Difference -10.4 (95% CI 8.23 to 12.6) Total length of stay for patients with a surgical condition T: 28.98 (18.12); C: 26.59 (24.6) Difference 2.39 (95% CI -4.39 to 9.17) Length of stay post-randomisation in rehabilitative care - Mean T: 12.2; C: 16.8	Length of stay for patients with a surgical condition (data obtained from authors) Length of stay post-randomisation (elective surgical centre, acute hospital, in rehabilitative care - published data) Mean (SD) unless stated otherwise
Shepperd 1998	Length of hospital stay <i>Hip replacement</i> T: 8.11 (5.52); C: 11.87 (4.52) Difference -3.75 (95% CI -5.92 to -1.58) <i>Knee replacement</i> T: 10.28 (4.6); C: 13.31 (4.57) Difference -3.02 (95% CI -5.01 to -1.04) <i>Hysterectomy</i> T: 4.34 (1.86); C: 5.79 (2.98) Difference -1.44 (95% CI -2.09 to -0.79) Total days of care <i>Hip replacement</i> T: 14.69 (5.13); C: 11.87 (4.52) Difference -2.84 (95% CI 0.75 to 4.93) <i>Knee replacement</i> T: 16 (5.44); C: 13.31 (4.57)	Hospital length of stay Mean (SD) unless stated otherwise Total days of care Mean (SD) unless stated otherwise

Length of stay (not included in meta-analysis) (Continued)

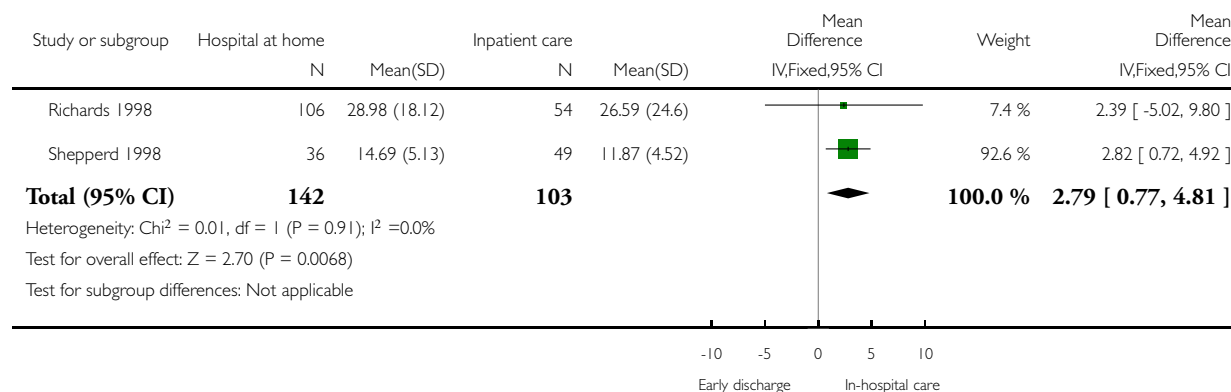
Difference 2.69 (95% CI 0.5 to 4.88)
<i>Hysterectomy</i>
T: 7.45 (2.59); C: 5.79 (2.98)
Difference 1.66 (95% CI 0.94 to 2.39)

Analysis 3.11. Comparison 3 Early discharge hospital at home versus inpatient care following elective surgery, Outcome 11 Total length of stay - older people having elective surgery.

Review: Early discharge hospital at home

Comparison: 3 Early discharge hospital at home versus inpatient care following elective surgery

Outcome: 11 Total length of stay - older people having elective surgery



Analysis 3.12. Comparison 3 Early discharge hospital at home versus inpatient care following elective surgery, Outcome 12 Cost.

Cost

Study	Results	Notes
Adler 1978	Social cost (health service, society, patient) Difference: GBP 6.90 per male hernia patient, Difference: GBP 19.62 per female varicose vein patient	No P value given, insufficient data to calculate CI 1971/72 prices
Booth 2004	Hospital costs for surgery T: GBP 5644; C: GBP 5629 Difference GBP 15 (95% CI -363 to 457) Costs of readmission	Health service perspective Costs estimated for each patient Unit costs obtained from hospital financial figures

Cost (Continued)

	<p>T: GBP 185; C: GBP 492 Difference GBP -306.00 (95% CI -758 to 61)</p> <p>Primary care costs T: GBP 58; C: GBP 63 Difference GBP -5 (95% CI -32 to 18)</p> <p>Cost of hospital visits* T: GBP 240; C: GBP 198 Difference GBP 42 (95% CI -45 to 124)</p> <p>Total costs at 12 weeks** T: GBP 6127; C: GBP 6381 Difference GBP -254 (95% CI -919 to 348)</p>	<p>and published data * includes pre-admission clinic, inpatient care, and home costs ** include inpatient hospital care, home care, primary care, readmission and home visit costs</p>
Richards 1998	<p>Total cost T: GBP 2516; C: GBP 3292 Difference GBP 750</p>	<p>No estimates of variance, no test of statistical significance, confidence intervals can not be calculated Cost data financial year 1996 for community services</p>
Ruckley 1978	<p>Health service costs (for a 48-hour admission) T: GBP 16 per patient; C: GBP 46 per patient</p>	<p>No P value given, insufficient data to calculate CI 1975/76 prices</p>
Shepperd 1998	<p>Hip replacement Hospital costs - Mean (SD) T: GBP 515.42 (473.20); C: GBP 776.30 (364.53) Difference: GBP -260.88 (95%CI -441.56 to -80.19) Hospital at home costs - Mean (SD) T: GBP 351.24 (240.58); C: N/A Total health service costs - Mean (SD) T: GBP 911.39 (563.76); C: GBP 815.70 (347.99) Difference: GBP 95.69 ratio of geometric mean 1.05 (95% CI 0.87 to 1.27)</p> <p>Knee replacement Hospital costs - Mean (SD) T: GBP 1092.24 (615.27); C: GBP 1348.35 (625.94) Difference: GBP -256.11 (95% CI -524.61 to 12.38) Hospital at home costs - Mean (SD) T: GBP 348.16 (275.25); C: N/A Total health service costs - Mean (SD) T: GBP 1461.62 (666.61); C: GBP 1375.36 (637.76) Difference: GBP 86.26</p> <p>Hysterectomy Hospital costs - Mean (SD) T: GBP 487.43 (350.20); C: GBP 647.77 (496.27) Difference: GBP -160.34 Hospital at home costs - Mean (SD) Treatment: GBP 250.18 (273.54); C: N/A Total health service costs - Mean (SD)</p>	<p>Cost data financial year 1994/1995 Health service perspective, dependency scores developed to account for the different resources used during a patient's inpatient admission Costs calculated at the patient level</p>

Cost (Continued)

T: GBP 771.78 (408.72); C: GBP 679.39 (439.83)
Difference: GBP 92.39

APPENDICES

Appendix I. Search strategy

Ovid MEDLINE(R) and Ovid MEDLINE(R) In-Process & Other Non-Indexed Citations (1946 to 9 January 2017)

- 1 (hospital adj2 home).tw.
- 2 home based versus hospital based.tw.
- 3 home hospitalization.tw.
- 4 exp Home Care Services/
- 5 exp Hospitalization/
- 6 4 and 5
- 7 1 or 2 or 3 or 6
- 8 randomized controlled trial.pt.
- 9 controlled clinical trial.pt.
- 10 randomized.ab.
- 11 placebo.ab.
- 12 drug therapy.fs.
- 13 randomly.ab.
- 14 trial.ab.
- 15 groups.ab.
- 16 8 or 9 or 10 or 11 or 12 or 13 or 14 or 15
- 17 exp animals/ not humans.sh.
- 18 16 not 17
- 19 7 and 18

EMBASE (1974 to 9 January 2017)

- 1 (hospital adj2 home).tw.
- 2 home hospitalization.tw.
- 3 home based versus hospital based.tw.
- 4 exp home care/
- 5 hospitalization/
- 6 4 and 5
- 7 1 or 2 or 3 or 6
- 8 clinical trial/
- 9 randomization/
- 10 randomized controlled trial/
- 11 crossover procedure/
- 12 double blind procedure/
- 13 single blind procedure/
- 14 (randomised or randomized).tw.
- 15 placebo/
- 16 (controlled adj study).tw.
- 17 8 or 9 or 10 or 11 or 12 or 13 or 14 or 15 or 16

18 7 and 17

19 nonhuman/

20 18 not 19

CINAHL - Cumulative Index to Nursing & Allied Health Literature (1982 to 9 January 2017)

1 TI hospital N2 home OR AB hospital N2 home

2 TI Home-based versus hospital-based OR AB Home-based versus hospital-based

3 TI Home hospitalization OR AB Home hospitalization

4 (MH "Home Health Care")

5 (MH "Hospitalization")

6 4 AND 5

7 1 OR 2 OR 3 OR 6

8 (MH "Clinical Trials+")

9 PT clinical trial

10 TI (controlled trial or controlled study) OR AB (controlled trial or controlled study)

11 TI (randomised or randomized) OR AB (randomised or randomized)

12 TI ((random* N1 (allocat* or assign*))) OR AB ((random* N1 (allocat* or assign*)))

13 8 OR 9 OR 10 OR 11 OR 12

14 6 AND 13

Cochrane Central Register of Controlled Trials (Search date 9 January 2017)

#1 hospital near/2 home:ti,ab,kw (Word variations have been searched)

#2 home hospitalization:ti,ab,kw (Word variations have been searched)

#3 Home-based versus hospital-based :ti,ab,kw (Word variations have been searched)

#4 #1 or #2 or #3

EconLit (1969 to 9 January 2017)

S5 (hospital NEAR/2 home) OR "home hospitalization" OR "home based versus hospital based" Limits applied

S4 (hospital NEAR/2 home) OR "home hospitalization" OR "home based versus hospital based"

S3 "home based versus hospital based"

S2 "home hospitalization"

S1 hospital NEAR/2 home

WHAT'S NEW

Last assessed as up-to-date: 9 January 2017.

Date	Event	Description
31 January 2017	New citation required but conclusions have not changed	The review includes 32 trials. Conclusions have not changed. Authorship has changed
30 January 2017	New search has been performed	We searched for new trials to 9 January 2017 and identified 6 new trials We updated the Methods to comply with Cochrane guidance, including adding 'Summary of findings' tables

HISTORY

Protocol first published: Issue 3, 1996

Review first published: Issue 1, 1998

Date	Event	Description
6 July 2011	Amended	Revised reference to published review
8 June 2011	Amended	Title changed for consistency, changes to published notes
17 February 2011	Amended	Minor changes to published notes
12 November 2008	New citation required and conclusions have changed	Review has been split from original review.
10 November 2008	New search has been performed	This review is an update of Shepperd 2005 but has been split into three different reviews.
28 July 2008	Amended	Converted to new review format.

CONTRIBUTIONS OF AUTHORS

SS identified relevant studies, extracted data from included trials, compiled summary tables of the results and led on writing the review.

SS and DGB analysed the results.

SI extracted data from included trials and commented on drafts of the review.

DGB screened titles and abstracts, identified relevant studies, extracted and assessed data, developed the 'Summary of findings' table, and updated the Background, the Methods and the Discussion.

DGB, SI, HAD, JB, JG, PL, SZR, and SS read and commented on the manuscript.

DECLARATIONS OF INTEREST

DGB: none known

SI: none known

HAD: none known

JB: none known

JG: none known

PL: none known

SHR: none known

SS: none known

JB, JG, SHR and SS were investigators on five of the included trials. These authors were not involved in the risk of bias assessment of their own trials. All GRADE judgements were debated with review authors not involved in trials.

SOURCES OF SUPPORT

Internal sources

- Anglia and Oxford NHS Research and Development Programme, UK.

External sources

- NIHR Research Scientist in Evidence Synthesis Award, UK.

DIFFERENCES BETWEEN PROTOCOL AND REVIEW

We updated the Methods to comply with Cochrane current standards for reporting reviews ([MECIR 2012](#)) and EPOC-specific standards (epoc.cochrane.org/epoc-specific-resources-review-authors).

We have added 'Summary of findings' tables.

We added a new outcome (falls) that had not been specified in the protocol.

We added new authors to the review team (DGB, HAD, JB, JG, PL).

NOTES

This review is an update; the original review was first published in Issue 1, 1998 of the Cochrane Library ([Shepperd 1998](#)).

The original review has now been separated into three distinct reviews: *Early discharge hospital at home* (the current review), *Hospital at home: home-based end-of-life care* ([Shepperd 2016a](#)), and *Admission avoidance hospital at home* ([Shepperd 2016b](#)), all published in the Cochrane Library. The titles have been changed for consistency.

INDEX TERMS

Medical Subject Headings (MeSH)

*Hospitalization [economics]; Home Care Services, Hospital-Based [economics; *standards]; Patient Care [economics; standards]; Patient Discharge; Randomized Controlled Trials as Topic

MeSH check words

Adult; Humans