

Search for New Fermions (“Quirks”) at the Fermilab Tevatron Collider

V. M. Abazov,³⁵ B. Abbott,⁷³ M. Abolins,⁶² B. S. Acharya,²⁹ M. Adams,⁴⁸ T. Adams,⁴⁶ G. D. Alexeev,³⁵ G. Alkhazov,³⁹ A. Alton,^{61,*} G. Alverson,⁶⁰ G. A. Alves,² L. S. Ancu,³⁴ M. Aoki,⁴⁷ Y. Arnoud,¹⁴ M. Arov,⁵⁷ A. Askew,⁴⁶ B. Åsman,⁴⁰ O. Atramentov,⁶⁵ C. Avila,⁸ J. BackusMayes,⁸⁰ F. Badaud,¹³ L. Bagby,⁴⁷ B. Baldin,⁴⁷ D. V. Bandurin,⁴⁶ S. Banerjee,²⁹ E. Barberis,⁶⁰ P. Baringer,⁵⁵ J. Barreto,² J. F. Bartlett,⁴⁷ U. Bassler,¹⁸ S. Beale,⁶ A. Bean,⁵⁵ M. Begalli,³ M. Begel,⁷¹ C. Belanger-Champagne,⁴⁰ L. Bellantoni,⁴⁷ J. A. Benitez,⁶² S. B. Beri,²⁷ G. Bernardi,¹⁷ R. Bernhard,²² I. Bertram,⁴¹ M. Besançon,¹⁸ R. Beuselinck,⁴² V. A. Bezzubov,³⁸ P. C. Bhat,⁴⁷ V. Bhatnagar,²⁷ G. Blazey,⁴⁹ S. Blessing,⁴⁶ K. Bloom,⁶⁴ A. Boehnlein,⁴⁷ D. Boline,⁷⁰ T. A. Bolton,⁵⁶ E. E. Boos,³⁷ G. Borissov,⁴¹ T. Bose,⁵⁹ A. Brandt,⁷⁶ O. Brandt,²³ R. Brock,⁶² G. Brooijmans,⁶⁸ A. Bross,⁴⁷ D. Brown,¹⁷ J. Brown,¹⁷ X. B. Bu,⁷ D. Buchholz,⁵⁰ M. Buehler,⁷⁹ V. Buescher,²⁴ V. Bunichev,³⁷ S. Burdin,^{41,†} T. H. Burnett,⁸⁰ C. P. Buszello,⁴² B. Calpas,¹⁵ S. Calvet,¹⁶ E. Camacho-Pérez,³² M. A. Carrasco-Lizarraga,³² E. Carrera,⁴⁶ B. C. K. Casey,⁴⁷ H. Castilla-Valdez,³² S. Chakrabarti,⁷⁰ D. Chakraborty,⁴⁹ K. M. Chan,⁵³ A. Chandra,⁷⁸ G. Chen,⁵⁵ S. Chevalier-Théry,¹⁸ D. K. Cho,⁷⁵ S. W. Cho,³¹ S. Choi,³¹ B. Choudhary,²⁸ T. Christoudias,⁴² S. Cihangir,⁴⁷ D. Claes,⁶⁴ J. Clutter,⁵⁵ M. Cooke,⁴⁷ W. E. Cooper,⁴⁷ M. Corcoran,⁷⁸ F. Couderc,¹⁸ M.-C. Cousinou,¹⁵ A. Croc,¹⁸ D. Cutts,⁷⁵ M. Ćwiok,³⁰ A. Das,⁴⁴ G. Davies,⁴² K. De,⁷⁶ S. J. de Jong,³⁴ E. De La Cruz-Burelo,³² F. Déliot,¹⁸ M. Demarteau,⁴⁷ R. Demina,⁶⁹ D. Denisov,⁴⁷ S. P. Denisov,³⁸ S. Desai,⁴⁷ K. DeVaughan,⁶⁴ H. T. Diehl,⁴⁷ M. Diesburg,⁴⁷ A. Dominguez,⁶⁴ T. Dorland,⁸⁰ A. Dubey,²⁸ L. V. Dudko,³⁷ D. Duggan,⁶⁵ A. Duperrin,¹⁵ S. Dutt,²⁷ A. Dyshkant,⁴⁹ M. Eads,⁶⁴ D. Edmunds,⁶² J. Ellison,⁴⁵ V. D. Elvira,⁴⁷ Y. Enari,¹⁷ S. Eno,⁵⁸ H. Evans,⁵¹ J. A. Evans,^{65,‡} A. Evdokimov,⁷¹ V. N. Evdokimov,³⁸ G. Facini,⁶⁰ A. V. Ferapontov,⁷⁵ T. Ferbel,^{58,69} F. Fiedler,²⁴ F. Filthaut,³⁴ W. Fisher,⁶² H. E. Fisk,⁴⁷ M. Fortner,⁴⁹ H. Fox,⁴¹ S. Fuess,⁴⁷ T. Gadfort,⁷¹ A. Garcia-Bellido,⁶⁹ V. Gavrilov,³⁶ P. Gay,¹³ W. Geist,¹⁹ W. Geng,^{15,62} D. Gerbaudo,⁶⁶ C. E. Gerber,⁴⁸ Y. Gershtein,⁶⁵ G. Ginther,^{47,69} G. Golovanov,³⁵ A. Goussiou,⁸⁰ P. D. Grannis,⁷⁰ S. Greder,¹⁹ H. Greenlee,⁴⁷ Z. D. Greenwood,⁵⁷ E. M. Gregores,⁴ G. Grenier,²⁰ Ph. Gris,¹³ J.-F. Grivaz,¹⁶ A. Grohsjean,¹⁸ S. Grünendahl,⁴⁷ M. W. Grünewald,³⁰ F. Guo,⁷⁰ J. Guo,⁷⁰ G. Gutierrez,⁴⁷ P. Gutierrez,⁷³ A. Haas,^{68,§} S. Hagopian,⁴⁶ J. Haley,⁶⁰ L. Han,⁷ K. Harder,⁴³ A. Harel,⁶⁹ J. M. Hauptman,⁵⁴ J. Hays,⁴² T. Hebbeker,²¹ D. Hedin,⁴⁹ H. Hegab,⁷⁴ A. P. Heinson,⁴⁵ U. Heintz,⁷⁵ C. Hensel,²³ I. Heredia-De La Cruz,³² K. Herner,⁶¹ G. Hesketh,⁶⁰ M. D. Hildreth,⁵³ R. Hirosky,⁷⁹ T. Hoang,⁴⁶ J. D. Hobbs,⁷⁰ B. Hoeneisen,¹² M. Hohlfeld,²⁴ S. Hossain,⁷³ Z. Hubacek,¹⁰ N. Huske,¹⁷ V. Hynek,¹⁰ I. Iashvili,⁶⁷ R. Illingworth,⁴⁷ A. S. Ito,⁴⁷ S. Jabeen,⁷⁵ M. Jaffré,¹⁶ S. Jain,⁶⁷ D. Jamin,¹⁵ R. Jesik,⁴² K. Johns,⁴⁴ M. Johnson,⁴⁷ D. Johnston,⁶⁴ A. Jonckheere,⁴⁷ P. Jonsson,⁴² J. Joshi,²⁷ A. Juste,^{47,||} K. Kaadze,⁵⁶ E. Kajfasz,¹⁵ D. Karmanov,³⁷ P. A. Kasper,⁴⁷ I. Katsanos,⁶⁴ R. Kehoe,⁷⁷ S. Kermiche,¹⁵ N. Khalatyan,⁴⁷ A. Khanov,⁷⁴ A. Kharchilava,⁶⁷ Y. N. Kharzhev,³⁵ D. Khatidze,⁷⁵ M. H. Kirby,⁵⁰ J. M. Kohli,²⁷ A. V. Kozelov,³⁸ J. Kraus,⁶² A. Kumar,⁶⁷ A. Kupco,¹¹ T. Kurča,²⁰ V. A. Kuzmin,³⁷ J. Kvita,⁹ S. Lammers,⁵¹ G. Landsberg,⁷⁵ P. Lebrun,²⁰ H. S. Lee,³¹ S. W. Lee,⁵⁴ W. M. Lee,⁴⁷ J. Lellouch,¹⁷ L. Li,⁴⁵ Q. Z. Li,⁴⁷ S. M. Lietti,⁵ J. K. Lim,³¹ D. Lincoln,⁴⁷ J. Linnemann,⁶² V. V. Lipaev,³⁸ R. Lipton,⁴⁷ Y. Liu,⁷ Z. Liu,⁶ A. Lobodenko,³⁹ M. Lokajicek,¹¹ P. Love,⁴¹ H. J. Lubatti,⁸⁰ R. Luna-Garcia,^{32,¶} M. A. Luty,^{65,‡} A. L. Lyon,⁴⁷ A. K. A. Maciel,² D. Mackin,⁷⁸ R. Madar,¹⁸ R. Magaña-Villalba,³² S. Malik,⁶⁴ V. L. Malyshev,³⁵ Y. Maravin,⁵⁶ J. Martínez-Ortega,³² R. McCarthy,⁷⁰ C. L. McGivern,⁵⁵ M. M. Meijer,³⁴ A. Melnitchouk,⁶³ D. Menezes,⁴⁹ P. G. Mercadante,⁴ M. Merkin,³⁷ A. Meyer,²¹ J. Meyer,²³ N. K. Mondal,²⁹ G. S. Muanza,¹⁵ M. Mulhearn,⁷⁹ E. Nagy,¹⁵ M. Naimuddin,²⁸ M. Narain,⁷⁵ R. Nayyar,²⁸ H. A. Neal,⁶¹ J. P. Negret,⁸ P. Neustroev,³⁹ H. Nilsen,²² S. F. Novaes,⁵ T. Nunnemann,²⁵ G. Obrant,³⁹ D. Onoprienko,⁵⁶ J. Orduna,³² N. Osman,⁴² J. Osta,⁵³ G. J. Otero y Garzón,¹ M. Owen,⁴³ M. Padilla,⁴⁵ M. Pangilinan,⁷⁵ N. Parashar,⁵² V. Parihar,⁷⁵ S. K. Park,³¹ J. Parsons,⁶⁸ R. Partridge,^{75,§} N. Parua,⁵¹ A. Patwa,⁷¹ B. Penning,⁴⁷ M. Perfilov,³⁷ K. Peters,⁴³ Y. Peters,⁴³ G. Petrillo,⁶⁹ P. Pétrouff,¹⁶ R. Piegaia,¹ J. Piper,⁶² M.-A. Pleier,⁷¹ P. L. M. Podesta-Lerma,^{32,**} V. M. Podstavkov,⁴⁷ M.-E. Pol,² P. Polozov,³⁶ A. V. Popov,³⁸ M. Prewitt,⁷⁸ D. Price,⁵¹ S. Protopopescu,⁷¹ J. Qian,⁶¹ A. Quadt,²³ B. Quinn,⁶³ M. S. Rangel,¹⁶ K. Ranjan,²⁸ P. N. Ratoff,⁴¹ I. Razumov,³⁸ P. Renkel,⁷⁷ P. Rich,⁴³ M. Rijssenbeek,⁷⁰ I. Ripp-Baudot,¹⁹ F. Rizatdinova,⁷⁴ M. Rominsky,⁴⁷ C. Royon,¹⁸ P. Rubinov,⁴⁷ R. Ruchti,⁵³ G. Safronov,³⁶ G. Sajot,¹⁴ A. Sánchez-Hernández,³² M. P. Sanders,²⁵ B. Sanghi,⁴⁷ A. S. Santos,⁵ G. Savage,⁴⁷ L. Sawyer,⁵⁷ T. Scanlon,⁴² R. D. Schamberger,⁷⁰ Y. Scheglov,³⁹ H. Schellman,⁵⁰ T. Schliephake,²⁶ S. Schlobohm,⁸⁰ C. Schwanenberger,⁴³ R. Schwienhorst,⁶² J. Sekaric,⁵⁵ H. Severini,⁷³ E. Shabalina,²³ V. Shary,¹⁸ A. A. Shchukin,³⁸ R. K. Shivpuri,²⁸ V. Simak,¹⁰ V. Sirotenko,⁴⁷ P. Skubic,⁷³ P. Slattery,⁶⁹ D. Smirnov,⁵³ K. J. Smith,⁶⁷ G. R. Snow,⁶⁴ J. Snow,⁷² S. Snyder,⁷¹ S. Söldner-Rembold,⁴³ L. Sonnenschein,²¹ A. Sopczak,⁴¹ M. Sosebee,⁷⁶ K. Soustruznik,⁹ B. Spurlock,⁷⁶ J. Stark,¹⁴ V. Stolin,³⁶ D. A. Stoyanova,³⁸ E. Strauss,⁷⁰ M. Strauss,⁷³ D. Strom,⁴⁸ L. Stutte,⁴⁷ P. Svoisky,³⁴

M. Takahashi,⁴³ A. Tanasijczuk,¹ W. Taylor,⁶ M. Titov,¹⁸ V. V. Tokmenin,³⁵ D. Tsybychev,⁷⁰ B. Tuchming,¹⁸ C. Tully,⁶⁶ P. M. Tuts,⁶⁸ L. Uvarov,³⁹ S. Uvarov,³⁹ S. Uzunyan,⁴⁹ R. Van Kooten,⁵¹ W. M. van Leeuwen,³³ N. Varelas,⁴⁸ E. W. Varnes,⁴⁴ I. A. Vasilyev,³⁸ P. Verdier,²⁰ L. S. Vertogradov,³⁵ M. Verzocchi,⁴⁷ M. Vesterinen,⁴³ D. Vilanova,¹⁸ P. Vint,⁴² P. Vokac,¹⁰ H. D. Wahl,⁴⁶ M. H. L. S. Wang,⁶⁹ J. Warchol,⁵³ G. Watts,⁸⁰ M. Wayne,⁵³ M. Weber,^{47,††} M. Wetstein,⁵⁸ A. White,⁷⁶ D. Wicke,²⁴ M. R. J. Williams,⁴¹ G. W. Wilson,⁵⁵ S. J. Wimpenny,⁴⁵ M. Wobisch,⁵⁷ D. R. Wood,⁶⁰ T. R. Wyatt,⁴³ Y. Xie,⁴⁷ C. Xu,⁶¹ S. Yacoob,⁵⁰ R. Yamada,⁴⁷ W.-C. Yang,⁴³ T. Yasuda,⁴⁷ Y. A. Yatsunenko,³⁵ Z. Ye,⁴⁷ H. Yin,⁷ K. Yip,⁷¹ H. D. Yoo,⁷⁵ S. W. Youn,⁴⁷ J. Yu,⁷⁶ S. Zelitch,⁷⁹ T. Zhao,⁸⁰ B. Zhou,⁶¹ J. Zhu,⁶¹ M. Zielinski,⁶⁹ D. Zieminska,⁵¹ and L. Zivkovic⁶⁸

(D0 Collaboration)

¹Universidad de Buenos Aires, Buenos Aires, Argentina

²LAFEX, Centro Brasileiro de Pesquisas Físicas, Rio de Janeiro, Brazil

³Universidade do Estado do Rio de Janeiro, Rio de Janeiro, Brazil

⁴Universidade Federal do ABC, Santo André, Brazil

⁵Instituto de Física Teórica, Universidade Estadual Paulista, São Paulo, Brazil

⁶Simon Fraser University, Vancouver, British Columbia, Canada, and York University, Toronto, Ontario, Canada

⁷University of Science and Technology of China, Hefei, People's Republic of China

⁸Universidad de los Andes, Bogotá, Colombia

⁹Charles University, Faculty of Mathematics and Physics, Center for Particle Physics, Prague, Czech Republic

¹⁰Czech Technical University in Prague, Prague, Czech Republic

¹¹Center for Particle Physics, Institute of Physics, Academy of Sciences of the Czech Republic, Prague, Czech Republic

¹²Universidad San Francisco de Quito, Quito, Ecuador

¹³LPC, Université Blaise Pascal, CNRS/IN2P3, Clermont, France

¹⁴LPSC, Université Joseph Fourier Grenoble 1, CNRS/IN2P3, Institut National Polytechnique de Grenoble, Grenoble, France

¹⁵CPPM, Aix-Marseille Université, CNRS/IN2P3, Marseille, France

¹⁶LAL, Université Paris-Sud, CNRS/IN2P3, Orsay, France

¹⁷LPNHE, Universités Paris VI and VII, CNRS/IN2P3, Paris, France

¹⁸CEA, Irfu, SPP, Saclay, France

¹⁹IPHC, Université de Strasbourg, CNRS/IN2P3, Strasbourg, France

²⁰IPNL, Université Lyon 1, CNRS/IN2P3, Villeurbanne, France, and Université de Lyon, Lyon, France

²¹III. Physikalisches Institut A, RWTH Aachen University, Aachen, Germany

²²Physikalisches Institut, Universität Freiburg, Freiburg, Germany

²³II. Physikalisches Institut, Georg-August-Universität Göttingen, Göttingen, Germany

²⁴Institut für Physik, Universität Mainz, Mainz, Germany

²⁵Ludwig-Maximilians-Universität München, München, Germany

²⁶Fachbereich Physik, Bergische Universität Wuppertal, Wuppertal, Germany

²⁷Panjab University, Chandigarh, India

²⁸Delhi University, Delhi, India

²⁹Tata Institute of Fundamental Research, Mumbai, India

³⁰University College Dublin, Dublin, Ireland

³¹Korea Detector Laboratory, Korea University, Seoul, Korea

³²CINVESTAV, Mexico City, Mexico

³³FOM-Institute NIKHEF and University of Amsterdam/NIKHEF, Amsterdam, The Netherlands

³⁴Radboud University Nijmegen/NIKHEF, Nijmegen, The Netherlands

³⁵Joint Institute for Nuclear Research, Dubna, Russia

³⁶Institute for Theoretical and Experimental Physics, Moscow, Russia

³⁷Moscow State University, Moscow, Russia

³⁸Institute for High Energy Physics, Protvino, Russia

³⁹Petersburg Nuclear Physics Institute, St. Petersburg, Russia

⁴⁰Stockholm University, Stockholm and Uppsala University, Uppsala, Sweden

⁴¹Lancaster University, Lancaster LA1 4YB, United Kingdom

⁴²Imperial College London, London SW7 2AZ, United Kingdom

⁴³The University of Manchester, Manchester M13 9PL, United Kingdom

⁴⁴University of Arizona, Tucson, Arizona 85721, USA

⁴⁵University of California Riverside, Riverside, California 92521, USA

⁴⁶Florida State University, Tallahassee, Florida 32306, USA

⁴⁷Fermi National Accelerator Laboratory, Batavia, Illinois 60510, USA

⁴⁸University of Illinois at Chicago, Chicago, Illinois 60607, USA

⁴⁹Northern Illinois University, DeKalb, Illinois 60115, USA

- ⁵⁰Northwestern University, Evanston, Illinois 60208, USA
⁵¹Indiana University, Bloomington, Indiana 47405, USA
⁵²Purdue University Calumet, Hammond, Indiana 46323, USA
⁵³University of Notre Dame, Notre Dame, Indiana 46556, USA
⁵⁴Iowa State University, Ames, Iowa 50011, USA
⁵⁵University of Kansas, Lawrence, Kansas 66045, USA
⁵⁶Kansas State University, Manhattan, Kansas 66506, USA
⁵⁷Louisiana Tech University, Ruston, Louisiana 71272, USA
⁵⁸University of Maryland, College Park, Maryland 20742, USA
⁵⁹Boston University, Boston, Massachusetts 02215, USA
⁶⁰Northeastern University, Boston, Massachusetts 02115, USA
⁶¹University of Michigan, Ann Arbor, Michigan 48109, USA
⁶²Michigan State University, East Lansing, Michigan 48824, USA
⁶³University of Mississippi, University, Mississippi 38677, USA
⁶⁴University of Nebraska, Lincoln, Nebraska 68588, USA
⁶⁵Rutgers University, Piscataway, New Jersey 08855, USA
⁶⁶Princeton University, Princeton, New Jersey 08544, USA
⁶⁷State University of New York, Buffalo, New York 14260, USA
⁶⁸Columbia University, New York, New York 10027, USA
⁶⁹University of Rochester, Rochester, New York 14627, USA
⁷⁰State University of New York, Stony Brook, New York 11794, USA
⁷¹Brookhaven National Laboratory, Upton, New York 11973, USA
⁷²Langston University, Langston, Oklahoma 73050, USA
⁷³University of Oklahoma, Norman, Oklahoma 73019, USA
⁷⁴Oklahoma State University, Stillwater, Oklahoma 74078, USA
⁷⁵Brown University, Providence, Rhode Island 02912, USA
⁷⁶University of Texas, Arlington, Texas 76019, USA
⁷⁷Southern Methodist University, Dallas, Texas 75275, USA
⁷⁸Rice University, Houston, Texas 77005, USA
⁷⁹University of Virginia, Charlottesville, Virginia 22901, USA
⁸⁰University of Washington, Seattle, Washington 98195, USA
(Received 23 August 2010; published 19 November 2010)

We report results of a search for particles with anomalously high ionization in events with a high transverse energy jet and large missing transverse energy in 2.4 fb⁻¹ of integrated luminosity collected by the D0 experiment at the Fermilab Tevatron $p\bar{p}$ collider. Production of such particles (quirks) is expected in scenarios with extra QCD-like $SU(N)$ sectors, and this study is the first dedicated search for such signatures. We find no evidence of a signal and set a lower mass limit of 107, 119, and 133 GeV for the mass of a charged quirk with strong dynamics scale Λ in the range from 10 keV to 1 MeV and $N = 2, 3,$ and $5,$ respectively.

DOI: 10.1103/PhysRevLett.105.211803

PACS numbers: 14.80.-j, 12.60.-i, 13.85.Rm

One of the possible minimal extensions of the standard model (SM) is an addition of a new unbroken $SU(N)$ gauge group [1,2] with new fermions, Q and \bar{Q} , in the fundamental representation. Such a SM extension has two parameters: the new fermion mass m_Q and the strength of the new $SU(N)$ gauge coupling, infracolor, which can be defined through the scale Λ where it becomes strong.

If the new fermions (quirks) carry SM charges, they can be pair-produced at colliders. The production cross section will scale with N , the number of colors in the new gauge group. In principle, the quirks could transform under any $SU(N)$ group, but $SU(2)$, $SU(3)$, and $SU(5)$ are considered explicitly. The phenomenology of such models at hadron colliders in the case $\Lambda \ll m_Q \approx 0.1\text{--}1$ TeV has been recently studied in Ref. [3], revealing an array of exotic final states that could have eluded previous searches for physics beyond the SM. The defining feature is that breaking of the infracolor string is exponentially suppressed due to the

large value of the ratio m_Q/Λ . Unlike the SM quarks that immediately fragment into jets of hadrons, the quirk-antiquark pair stays connected by the infracolor string like a rubber band that can stretch to macroscopic length

$$L \approx \frac{m_Q}{\Lambda^2} \approx 1 \mu\text{m} \left(\frac{m_Q}{100 \text{ GeV}} \right) \left(\frac{\Lambda}{100 \text{ keV}} \right)^{-2}. \quad (1)$$

In this Letter, we consider a case where quirks have electric charge (e), no strong color charge, $10 \text{ keV} < \Lambda < 1 \text{ MeV}$, and $60 \text{ GeV} < m_Q < 1 \text{ TeV}$. This results in a state with a decay length of many centimeters and a string size that is too small to be resolved in a detector but large compared to atomic scales; e.g., for $m_Q = 100 \text{ GeV}$ the corresponding string size is less than $100 \mu\text{m}$, which is comparable to the resolution of the D0 tracking system. The quirk-antiquark pair will be reconstructed in the detector as a single highly ionizing track. Since the net charge

of the string is zero, the track will be straight. Its experimental signature will resemble that of a single very energetic muon. However, due to low β , the pair will often reach the muon chamber outside of the muon trigger time window. If it is produced in association with a high E_T jet from initial state radiation, the event can be triggered and the track reconstructed. The signature which we consider is thus a high transverse momentum track with a large ionization-energy loss rate (dE/dx), a jet, and missing transverse energy (\cancel{E}_T) aligned with the track.

Several collider experiments have searched for highly ionizing slowly moving particles and set limits on pair production of stable sleptons [4], stop quarks [5], and charginos [6,7]. Although some of the searches [5,8] were used to set an upper limit on the production cross section for a single, isolated, weakly interacting particle, the results cannot be easily interpreted in the search for quirks.

The present search is performed on data collected between 2006 and 2008 with the D0 detector [9] at the Fermilab Tevatron $p\bar{p}$ collider at $\sqrt{s} = 1.96$ TeV that correspond to 2.4 fb^{-1} of integrated luminosity. A detailed description of the D0 detector can be found elsewhere [9–11]. It comprises a central tracking system in a 2 T superconducting solenoid, a liquid-argon–uranium sampling calorimeter, and a muon spectrometer. The tracking system consists of a silicon microstrip tracker (SMT) and a central fiber tracker (CFT). The SMT, which extends from a radius of ≈ 2 to ≈ 10 cm, has a six-barrel longitudinal structure, each with a set of four layers arranged axially around the beam and intersected with 16 radial disks. The silicon wafers are $300 \mu\text{m}$ thick with strip pitches ≈ 50 and $\approx 150 \mu\text{m}$. In addition to position, the SMT detector provides a measurement of ionization energy with a dynamic range up to ≈ 1.4 MeV per strip (≈ 8 times the energy deposited by a minimum ionizing particle moving perpendicularly to the silicon wafer). The CFT, extending from a radius of ≈ 20 to ≈ 50 cm, has eight thin coaxial barrels, each supporting two doublets of overlapping scintillating fibers. The muon system, extending from a radius of ≈ 3 to ≈ 6 m, resides beyond the calorimeter and consists of a layer of tracking detectors and scintillating trigger counters before 1.8 T iron toroidal magnets, followed by two similar layers after the toroids. The tracker readout gate is capable of detecting slowly moving particles with velocity $\beta \gtrsim 0.1$, while in the muon system the readout gate is suitable only for particles with $\beta \gtrsim 0.3$. The D0 detector uses a three-level trigger system to select events for the offline analysis. The events used in this analysis were recorded by using a jet trigger requiring in addition a substantial missing transverse energy calculated by using the sum of the jet momenta ($\cancel{E}_T = |\sum_{\text{jets}} \vec{p}_T|$). Jets used in this analysis are reconstructed by using the iterative mid-point cone algorithm [12] with a cone size of 0.5. Jets must satisfy quality criteria which suppress background from leptons, photons, and detector noise effects.

A modified [3] MADGRAPH [13] event generator with PYTHIA [14] fragmentation and hadronization is used to simulate signal events, which are further processed with a GEANT-based [15] D0 detector simulation and the same reconstruction as the data. We investigate quirk masses (m_Q) in the range between 60 and 160 GeV and require that the jet from initial state radiation has a transverse momentum $p_T > 65$ GeV. In the simulation, quirks are treated as noninteracting particles, and their energy loss in the SMT is calculated outside of GEANT. In the scenario considered in this study, the quirk-anti-quirk pair forms a mesoscopic system. They follow a trajectory which is a classical superposition of the motion of the center of mass (c.m.) of the quirk-anti-quirk system and the motion of the quirk (or the anti-quirk) in the c.m. frame. The distribution of the velocities of the quirk-anti-quirk system is very wide and peaks at $\beta \sim 0.8$ (0.2) for $m_Q = 60$ (160) GeV. In order to estimate the specific energy loss dE/dx of the quirk-anti-quirk pair, we integrate the energy deposition of each quirk along its trajectory and normalize the sum of both contributions by the corresponding displacement of the c.m. The superposition of both particles and such nontrivial kinematics result in a large ionization ($\gtrsim 15$ MeV/cm) with a distribution that is substantially wider than that of a lepton or a hadron. To simulate the effect of detector resolution and instrumental noise, we smear the calculated dE/dx with the width of the dE/dx distribution of muons from the Z boson decays measured in the data. We simulate an effect of lost hits due to saturation that happens at $\Delta E = \frac{(dE/dx)l}{\cos\theta} \approx \frac{1.4 \text{ MeV}}{\cos\theta}$, where $l = 300 \mu\text{m}$ is the thickness of a silicon wafer and where θ is the polar angle with respect to the proton beam direction and the quirk-anti-quirk trajectory.

The main SM backgrounds to the quirk signal are associated production of jets with a W boson and multijet events. We select candidate events that have exactly one jet with $p_T > 75$ GeV and $|\eta| < 1.6$ [16], and $\cancel{E}_T > 50$ GeV. Events with additional jets with $p_T > 25$ GeV are rejected to suppress multijet background. We require a track in the fiducial region of the central tracker with $|\eta| < 1.6$ and $p_T > 40$ GeV. While the quirk-anti-quirk pair is expected to follow a straight trajectory, we allow for a nonzero reconstructed track curvature and require $p_T > 40$ GeV. The track should have at least four hits in the SMT and at least 12 hits in the CFT in order to suppress background from fake tracks. Multijet events are further rejected by applying the following isolation criteria. The sum of the p_T of all other tracks in a cone of radius $\mathcal{R} = \sqrt{(\Delta\phi)^2 + (\Delta\eta)^2} < 0.5$ around the candidate track must be less than 2.5 GeV. A similar isolation condition is applied for the total transverse energy measured in the calorimeter cells in a hollow cone of radius $0.1 < \mathcal{R} < 0.4$ around the candidate track; this energy must be less than 2.5 GeV. We require the track to be back-to-back in the transverse plane with the jet: $|\Delta\phi(\text{track}, \text{jet})| > 2.5$.

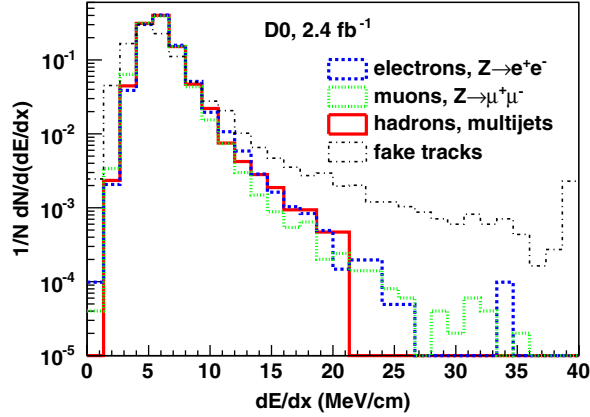


FIG. 1 (color online). Distribution of dE/dx for electrons, muons, hadrons, and tracks made of random hits (fake tracks). Each distribution is normalized to unity, and the last bin contains overflow events. The shaded area represents both the statistical and the systematic uncertainties.

In order to suppress the $W(\rightarrow \ell\nu) + \text{jet}$ background, we apply a cut on the azimuthal angle between the track and the missing transverse momentum: $|\Delta\phi(\text{track}, \cancel{E}_T)| < 0.5$. We determine muon (electron) distributions of dE/dx from $Z \rightarrow \mu^+\mu^-$ (e^+e^-) data events. In these events we require at least one of the leptons to have an associated track that passes all signal selection criteria and an invariant mass of the two leptons consistent with the Z boson mass peak. The normalized distributions of dE/dx along such tracks are shown in Fig. 1.

The background events where a candidate track is produced by a charged hadron come from multijet events with incorrectly reconstructed \cancel{E}_T . We construct the dE/dx distribution for these events from tracks found inside a jet ($\mathcal{R} < 0.5$) with $p_T > 40$ GeV and $|\eta| < 1.6$. The track is required to pass the signal selection, including the track isolation requirement, and to originate from the same vertex as the jet ($|z_{\text{jet}} - z_{\text{track}}| < 1$ cm [16]).

Another background comes from fake tracks reconstructed from hit patterns due to combinatoric ambiguities. To determine the shape of the dE/dx distribution, we use the same event selection criteria as those used for hadrons, except the requirement of zero CFT hits to suppress

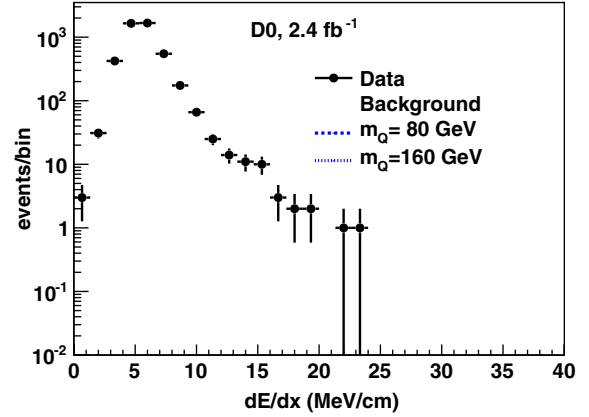


FIG. 2 (color online). Distribution of dE/dx for candidate tracks in 4632 data events with overlaid background normalized to the number of events in the data with $dE/dx < 13$ MeV/cm. The shaded area represents the combined background uncertainty. The quirk signal is shown for two masses [$m_Q = 80$ (160) GeV] and normalized to the expected number of events [13 (0.53)]. The last bin contains overflow events. The shaded area represents both the statistical and the systematic uncertainties.

contribution from real charged particles (see Fig. 1). The shape of the dE/dx distribution for the fake tracks is significantly different from that for leptons and hadrons, since crossing angles for such tracks are mismeasured and thus the thickness per layer crossed is incorrectly estimated.

Figure 2 shows the comparison between the data and the average of only the lepton and hadron backgrounds (without fake tracks), normalized to the region $dE/dx < 13$ MeV/cm, and the predicted quirk signal for two mass values. We observe no excess of highly ionizing tracks above the expected SM contribution and set limits on the quirk production cross section.

We optimize the dE/dx cut to achieve the lowest 95% C.L. expected limit for each quirk mass. The efficiency of the track quality requirement is obtained from $Z \rightarrow \mu^+\mu^-$ data events. Systematic uncertainties on the signal efficiency come from the combination of the uncertainties in modeling diquirk dE/dx , trigger turn-on, and track quality and are listed in Table I. We take the largest variation of

TABLE I. Results for each simulated quirk mass: dE/dx requirement, number of events in the data, number of predicted background events, overall signal efficiency, quirk plus jet production rate, and observed and expected 95% C.L. upper limits on the signal cross section.

M_Q (GeV)	dE/dx cut (MeV/cm)	N_{data}	$N_{\text{bkg}} \pm \text{syst}$	Efficiency \pm syst (%)	$\sigma_{SU(N)}$ (fb)			Limit obs. (exp.) (fb)
					$N = 2$	$N = 3$	$N = 5$	
60	19	4	5 ± 1	11 ± 2.0	63	94	157	22 (25)
80	21	2	1.9 ± 0.8	9.9 ± 2.1	29	43	72	20 (20)
100	24	0	0.9 ± 0.4	9.2 ± 1.9	16	24	60	13 (18)
120	24	0	0.9 ± 0.4	8.4 ± 1.7	9.3	14	23	14 (19)
140	24	0	0.9 ± 0.4	6.9 ± 1.4	5.6	8.4	14	18 (25)
160	24	0	0.9 ± 0.4	5.6 ± 1.1	3.4	5.1	8.5	22 (31)

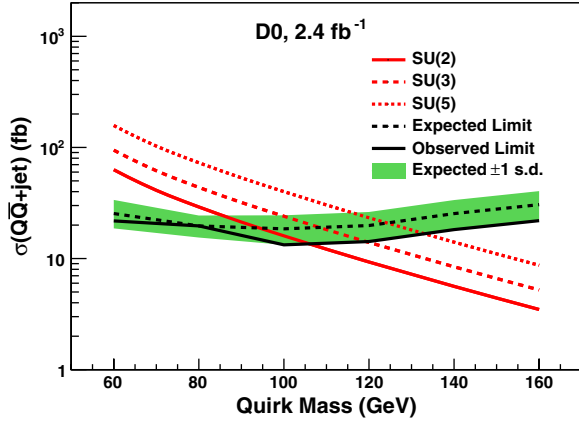


FIG. 3 (color online). Observed and expected 95% C.L. limits on $\sigma(Q\bar{Q} + \text{jet})$ for $SU(2)$, $SU(3)$, and $SU(5)$ gauge sectors. The band shows ± 1 standard deviation of the median expected limit.

individual lepton and hadron backgrounds from their average as a systematic uncertainty on the background.

We observe an excess of data at low dE/dx with respect to the lepton and hadron-only background (see Fig. 2). A fit of the data to a sum of fake track and SM background improves the agreement at low dE/dx . However, in the absence of signal we disregard the potential contribution from fake tracks to the events being considered as quirk candidates.

We perform a counting experiment in the region where dE/dx is larger than a m_Q -dependent threshold, given in Table I, and set an upper limit on the quirk production cross section at the 95% C.L. Limits are calculated by using the modified frequentist approach [17] and are consistent with expectation (Fig. 3 and Table I).

In summary, we have performed a search for single highly ionizing tracks in events with an energetic jet and large missing transverse energy. This is the first study of this final state and the first search for quirk-antiquirk production. We find no excess of highly ionizing tracks and exclude charged quirks of mass up to 107, 119, and 133 GeV at the 95% C.L. with strong dynamics scale Λ in the range from 10 keV to 1 MeV for $SU(2)$, $SU(3)$, and $SU(5)$ gauge sectors, respectively.

We thank the staffs at Fermilab and collaborating institutions and acknowledge support from the DOE and NSF (USA); CEA and CNRS/IN2P3 (France); FASI, Rosatom, and RFBR (Russia); CNPq, FAPERJ, FAPESP, and FUNDUNESP (Brazil); DAE and DST (India); Colciencias (Colombia); CONACyT (Mexico); KRF and KOSEF (Korea); CONICET and UBACyT (Argentina);

FOM (The Netherlands); STFC and the Royal Society (United Kingdom); MSMT and GACR (Czech Republic); CRC Program and NSERC (Canada); BMBF and DFG (Germany); SFI (Ireland); The Swedish Research Council (Sweden); and CAS and CNSF (China).

- *Visitor from Augustana College, Sioux Falls, SD, USA.
[†]Visitor from The University of Liverpool, Liverpool, United Kingdom.
[‡]Visitor from University of California Davis, Davis, CA, USA.
[§]Visitor from SLAC, Menlo Park, CA, USA.
^{||}Visitor from ICREA/IFAE, Barcelona, Spain.
[¶]Visitor from Centro de Investigacion en Computacion - IPN, Mexico City, Mexico.
^{**}Visitor from ECFM, Universidad Autonoma de Sinaloa, Culiacán, Mexico.
^{††}Visitor from Universität Bern, Bern, Switzerland.
- [1] L. B. Okun, Pis'ma Zh. Eksp. Teor. Fiz. **31**, 156 (1979); [JETP Lett. **31**, 144 (1980)]; Nucl. Phys. **B173**, 1 (1980).
 - [2] J. D. Bjorken, SLAC Report No. SLAC-PUB-2372, 1979; S. Gupta and H. R. Quinn, Phys. Rev. D **25**, 838 (1982).
 - [3] J. Kang and M. Luty, J. High Energy Phys. **11** (2009) 065.
 - [4] LEPSUSYWG, ALEPH, DELPHI, L3, and OPAL Collaborations, Note LEPSUSYWG/02-09.2, http://lepsusy.web.cern.ch/lepsusy/www/gmsb_summer02/lepgmsb.html.
 - [5] T. Affolder *et al.* (CDF Collaboration), Phys. Rev. Lett. **103**, 021802 (2009).
 - [6] LEPSUSYWG, ALEPH, DELPHI, L3, and OPAL Collaborations, Note LEPSUSYWG/02-05.1, http://lepsusy.web.cern.ch/lepsusy/www/stable_summer02/stable_208.html.
 - [7] B. Abbott *et al.* (D0 Collaboration), Phys. Rev. Lett. **102**, 161802 (2009).
 - [8] F. Acosta *et al.*, Phys. Rev. Lett. **90**, 131801 (2003).
 - [9] V. M. Abazov *et al.* (D0 Collaboration), Nucl. Instrum. Methods Phys. Res., Sect. A **565**, 463 (2006).
 - [10] S. N. Ahmed *et al.*, arXiv:1005.0801.
 - [11] R. Angstadt *et al.*, Nucl. Instrum. Methods Phys. Res., Sect. A **622**, 298 (2010).
 - [12] G. C. Blazey *et al.*, arXiv:hep-ex/0005012.
 - [13] J. Alwall *et al.*, J. High Energy Phys. **09** (2007) 028.
 - [14] T. Sjöstrand *et al.*, J. High Energy Phys. **05** (2006) 026.
 - [15] R. Brun *et al.*, CERN Program Library Long Writeup No. W5013, 1993.
 - [16] Pseudorapidity η is defined as $\eta = -\ln \tan \theta/2$, where θ is the polar angle with respect to the proton beam direction (z).
 - [17] T. Junk, Nucl. Instrum. Methods Phys. Res., Sect. A **434**, 435 (1999).