

PAPER • OPEN ACCESS

## Space QUEST mission proposal: experimentally testing decoherence due to gravity

To cite this article: Siddarth Koduru Joshi *et al* 2018 *New J. Phys.* **20** 063016

View the [article online](#) for updates and enhancements.

### Related content

- [Quantum photonics at telecom wavelengths based on lithium niobate waveguides](#)  
Olivier Alibart, Virginia D'Auria, Marc De Micheli *et al.*
- [Photon-number correlation for quantum enhanced imaging and sensing](#)  
A Meda, E Losero, N Samantaray *et al.*
- [Entanglement decoherence in a gravitational well according to the event formalism](#)  
T C Ralph and J Pienaar

### Recent citations

- [Simple refutation of the Eppley–Hannah argument](#)  
Adrian Kent



**IOP | ebooks™**

Bringing you innovative digital publishing with leading voices to create your essential collection of books in STEM research.

Start exploring the collection - download the first chapter of every title for free.



## PAPER

## Space QUEST mission proposal: experimentally testing decoherence due to gravity

## OPEN ACCESS

## RECEIVED

20 December 2017

## REVISED

19 April 2018

## ACCEPTED FOR PUBLICATION

17 May 2018

## PUBLISHED

12 June 2018

Original content from this work may be used under the terms of the [Creative Commons Attribution 3.0 licence](https://creativecommons.org/licenses/by/4.0/).

Any further distribution of this work must maintain attribution to the author(s) and the title of the work, journal citation and DOI.



Siddarth Koduru Joshi<sup>1,2</sup> , Jacques Pienaar<sup>1</sup> , Timothy C Ralph<sup>3</sup>, Luigi Cacciapuoti<sup>4</sup>, Will McCutcheon<sup>2</sup>, John Rarity<sup>2</sup>, Dirk Giggenschach<sup>5</sup>, Jin Gyu Lim<sup>6</sup> , Vadim Makarov<sup>7</sup>, Ivette Fuentes<sup>1</sup>, Thomas Scheidl<sup>1</sup>, Erik Beckert<sup>8</sup>, Mohamed Bourennane<sup>9</sup>, David Edward Bruschi<sup>10</sup> , Adán Cabello<sup>11</sup>, Jose Capmany<sup>12</sup>, Alberto Carrasco-Casado<sup>13</sup>, Eleni Diamanti<sup>14</sup> , Miloslav Dušek<sup>15</sup>, Dominique Elser<sup>16</sup>, Angelo Gulinatti<sup>17</sup>, Robert H Hadfield<sup>18</sup>, Thomas Jennewein<sup>19</sup>, Rainer Kaltenbaek<sup>20</sup>, Michael A Krainak<sup>21</sup>, Hoi-Kwong Lo<sup>22</sup>, Christoph Marquardt<sup>16</sup>, Gerard Milburn<sup>23</sup>, Momtchil Peev<sup>24</sup>, Andreas Poppe<sup>24</sup>, Valerio Pruneri<sup>25</sup>, Renato Renner<sup>26</sup>, Christophe Salomon<sup>27</sup>, Johannes Skaar<sup>28</sup>, Nikolaos Solomos<sup>29</sup>, Mario Stipčević<sup>30</sup>, Juan P Torres<sup>31</sup>, Morio Toyoshima<sup>13</sup>, Paolo Villoresi<sup>32</sup>, Ian Walmsley<sup>33</sup>, Gregor Weihs<sup>34</sup> , Harald Weinfurter<sup>35</sup>, Anton Zeilinger<sup>1</sup>, Marek Żukowski<sup>36</sup>, Rupert Ursin<sup>1</sup> (Space QUEST topical team)

<sup>1</sup> Institute for Quantum Optics and Quantum Information, Austrian Academy of Sciences, Boltzmanngasse 3, A-1090 Vienna, Austria

<sup>2</sup> Quantum Engineering Technology Labs, H. H. Wills Physics Laboratory & Department of Electrical and Electronic Engineering, University of Bristol, Merchant Venturers Building, Woodland Road, Bristol BS8 1UB, United Kingdom

<sup>3</sup> Centre for Quantum Computation and Communication Technology, School of Mathematics and Physics, The University of Queensland, St. Lucia, Queensland, 4072, Australia

<sup>4</sup> European Space Agency, Keplerlaan 1—PO Box 299, 2200 AG Noordwijk ZH, The Netherlands

<sup>5</sup> German Aerospace Center, Institute of Communications and Navigation, Muenchner Strasse 20, D-82234 Wessling, Germany

<sup>6</sup> Institute for Quantum Computing and Department of Electrical and Computer Engineering, University of Waterloo, Waterloo, ON, N2L 3G1, Canada

<sup>7</sup> Russian Quantum Center and MISIS University, Moscow

<sup>8</sup> Precision Engineering Department, Fraunhofer IOF, Albert-Einstein-Straße 7, D-07745 Jena, Germany

<sup>9</sup> Physics department, Stockholm University, Albanova universitetscentrum, Universitetsvägen 10, SE-114 18 Stockholm, Sweden

<sup>10</sup> York Centre for Quantum Technologies, Department of Physics, University of York, YO10 5DD Heslington, United Kingdom

<sup>11</sup> University of Seville, E-41012 Sevilla, Spain

<sup>12</sup> iTEAM Research Institute, Universitat Politècnica de Valencia, Valencia E-46022, Spain

<sup>13</sup> Space Communications Laboratory, National Institute of Information and Communications Technology (NICT), 4-2-1, Nukui-Kitamachi, 184-8795 Koganei, Tokyo, Japan

<sup>14</sup> Laboratoire d'Informatique de Paris 6, CNRS, Sorbonne Université, F-75005 Paris, France

<sup>15</sup> Department of Optics, Faculty of Science, Palacky University, 17. listopadu 12, 772 00, Olomouc, Czechia

<sup>16</sup> Max Planck Institute for the Science of Light, Günther-Scharowsky Str. 1 Bldg. 24, D-91058 Erlangen, Germany

<sup>17</sup> Politecnico di Milano, Dipartimento di Eletttronica, Informazione e Bioingegneria (DEIB) Piazza Leonardo da Vinci 32, I-20133 Milano, Italy

<sup>18</sup> School of Engineering, University of Glasgow, Glasgow G12 8LT, United Kingdom

<sup>19</sup> Institute for Quantum Computing and Department of Physics and Astronomy, University of Waterloo, Waterloo, ON, N2L 3G1, Canada

<sup>20</sup> Vienna Center of Quantum Science and Technology, Faculty of Physics, University of Vienna, Boltzmanngasse 5, A-1090 Vienna, Austria

<sup>21</sup> NASA Goddard Space Flight Center Greenbelt, MD 20771, United States of America

<sup>22</sup> Center for Quantum Information and Quantum Control, Department of Physics and Department of Electrical and Computer Engineering, University of Toronto, M5S 3G4 Toronto, Canada

<sup>23</sup> Department of Physics, University of Queensland, St Lucia, QLD 4072, Australia

<sup>24</sup> Optical and Quantum Laboratory, Munich Research Center, Huawei Technologies Duesseldorf GmbH Riesstrasse 25, 80992 Munich, Germany

<sup>25</sup> Institut de Ciències Fotòniques, The Barcelona Institute of Science and Technology, E-08860 Barcelona, Spain

<sup>26</sup> Institute for Theoretical Physics, ETH Zurich, 8093, Switzerland

<sup>27</sup> Laboratoire Kastler Brossel, ENS-PSL Research University, CNRS, UPMC, Collège de France, 24, rue Lhomond, F-75005 Paris, France

<sup>28</sup> Department of Technology Systems, University of Oslo, PO Box 70, NO-2027 Kjeller, Norway

<sup>29</sup> Physical Sciences Sector, Applied Physics & Naval Electrooptics Laboratories, Hellenic Naval Academy, Hatzikyriakeion, Piraeus, 18503, Greece

<sup>30</sup> Ruder Bošković Institute, Center of Excellence for Advanced Materials and Sensing Devices and Division of Experimental Physics, 10000 Zagreb, Croatia

<sup>31</sup> ICFO- Institut de Ciències Fotòniques, Barcelona Institute of Science and Technology, and Universitat Politècnica de Catalunya E-08860 Barcelona, Spain

<sup>32</sup> Dipartimento di Ingegneria dell'Informazione, Università degli Studi di Padova, Padova, Italy

<sup>33</sup> Clarendon Laboratory, University of Oxford, Parks Road, Oxford OX1 3PU, United Kingdom

<sup>34</sup> Institut für Experimentalphysik, Universität Innsbruck, Technikerstr. 25, A-6020 Innsbruck, Austria

<sup>35</sup> Max-Planck-Institut für Quantenoptik, Hans-Kopfermann-Straße 1, D-85748 Garching, Germany

<sup>36</sup> Faculty of Mathematics, Physics and Informatics, University of Gdańsk, 80-308 Gdańsk, Poland

E-mail: [SiddarthKJoshi@gmail.com](mailto:SiddarthKJoshi@gmail.com) and [Rupert.Ursin@oeaw.ac.at](mailto:Rupert.Ursin@oeaw.ac.at)

**Keywords:** gravitational decoherence, quantum communication, entanglement, satellite, relativity, quantum mechanics

---

**Abstract**

Models of quantum systems on curved space-times lack sufficient experimental verification. Some speculative theories suggest that quantum correlations, such as entanglement, may exhibit different behavior to purely classical correlations in curved space. By measuring this effect or lack thereof, we can test the hypotheses behind several such models. For instance, as predicted by Ralph *et al* [5] and Ralph and Pienaar [1], a bipartite entangled system could decohere if each particle traversed through a different gravitational field gradient. We propose to study this effect in a ground to space uplink scenario. We extend the above theoretical predictions of Ralph and coworkers and discuss the scientific consequences of detecting/failing to detect the predicted gravitational decoherence. We present a detailed mission design of the European Space Agency's Space QUEST (Space—Quantum Entanglement Space Test) mission, and study the feasibility of the mission scheme.

---

**1. Introduction**

Consider a quantum mechanical system consisting of two entangled photons. One photon of each pair is detected on the ground while the other is sent to the International Space Station (ISS). Different theoretical models have been proposed to analyze this scenario with widely varying results. For example, one possible approach would be to place the system on a curved background metric and quantize the field over the set of modes formed by the geodesics on the metric. Thus taking into account the differences in expected arrival times (due to path lengths, turbulence, time-dilation, clock drifts, etc). Standard quantum mechanics (QM) predicts no additional decoherence due to the difference in gravitational curvature between the two photon paths. Such an approach, however, breaks down in the presence of exotic gravitational fields with non-hyperbolic metrics. So one requires new models to deal with these types of space-time curvatures. Another analysis using quantum field theory in curved space-time shows that a single-photon wave-packet undergoes not only a Doppler frequency shift, but also the broadening of the mode profile. This broadening occurs because the propagation through curved space-time induces an effective change in refractive index that shifts excitations to other frequency modes [1–3]. There have also been different predictions for a gravitationally induced decoherence effect. [1] shows that a decoherence effect is produced by the shifting and the flattening of the wavepacket's frequency distribution. In this derivation, no particle creation was assumed to happen. Thus, it is possible, in principle, to recover the information that has been lost by adjusting the detector to correct the gravitationally induced effects. In contrast, the model proposed in [4, 5] predicts an irrecoverable gravitational decoherence effect due to a speculative nonlinear back-action of the metric on the quantum fields that leads to particle loss into a causally disconnected region of space-time. Furthermore, [4–11] show that this type of decoherence effect is seen only by entangled systems (i.e., classical correlations are not affected).

Uniquely, the predictions of [4, 5], referred to as the event operator formalism, can be experimentally verified with current technology, providing a rare opportunity to test models of fundamental QM and general relativity (GR) simultaneously. The event operator formalism represents a particular class of theories that attempts to combine quantum and relativistic effects in a consistent way. The proposed mission will experimentally test predictions of this class of theories. Importantly, the results of the experiment are not limited to testing only the event operator formalism. QM, being a linear theory, predicts the absence of any gravitational decoherence in the proposed experiment. Consequently, if an effect was observed this would be a monumental achievement that would overturn the traditional view about how quantum matter interacts with the gravitational field. Nevertheless, should the proposed experiment fail to detect gravitational decoherence, a first upper bound will be established in a benchmark experiment. This limit would provide direct experimental evidence to bound the possible nonlinearity of QM in the presence of gravity. The experiment will hence place bounds on the extent of gravitational decoherence with which any future theory must conform. Indeed, very few experiments have been performed to test relativistic quantum theories in general. The current Space QUEST mission represents an early attempt to rectify this situation. We present (in section 2) an extension of the theoretical framework behind the mission, to address practical concerns including losses and the need for space-like separation of detection events. We also show that certain types of entangled quantum systems/states show a more pronounced decoherence effect and study the feasibility of a simple, low-cost space-based mission to search for decoherence in quantum systems due to gravity (section 3). In section 4 we present a minimalistic experimental design which utilizes several resources already on board the ISS. Further, the same apparatus can be used for many other far-reaching quantum experiments including long distance Bell tests, a variety of Earth-to-space quantum communication protocols, [12]. The same flight hardware can also be used for classical communication research; for example, the precise time tags can be used for very high order ( $\approx 2048$ ) pulse

position modulation [13], while the polarization channels can be used for Multiple Input Multiple Output Transmit Diversity [14].

The experiment scientific requirement (ESR) document was submitted to the European Space Agency (ESA) at the conclusion of the Phase-A study. The ESR defines the scientific objectives and derives from them the requirements driving the mission design, while this manuscript furthers the underlying science as well as details the feasibility study and one recommended implementation on the ISS.

## 2. Theory

The event operator formalism is a nonlinear extension to standard relativistic quantum field theory that aims to make the theory consistent in non-hyperbolic space–times, i.e. space–times that contain closed time-like curves (CTCs). In the model, the need to accommodate CTCs requires that quantum fields exhibit nonlinear dynamics in proportion to the local space–time curvature. This implies observable consequences even for regions of space–time that are only gently curved, such as the gravitational field surrounding Earth. The primary consequence of this curvature-induced nonlinearity is a loss of quantum entanglement over and beyond what would be expected from known sources of environmental decoherence. The physical reason for this decoherence is explained in [4, 5].

Building upon the underlying theory presented in [4, 5], we present a detailed, case by case analysis of the model addressing the practical implementations to support a complete feasibility study. To facilitate this we introduce an effective theory, applicable under the conditions of the proposed experiment. Consider an initial two-mode Gaussian state  $\rho_{1,2}^{(\text{in})}$  (where 1, 2 label the modes) generated by the source on the ground. Mode 1 is sent into space and detected on the ISS, while mode 2 is detected on Earth at some small spacio-temporal displacement to ensure that the two detection events are space-like separated. Under these conditions the event operator formalism can be represented by a map  $\mathcal{E}$ , between input  $^{(\text{in})}$  and final states  $^{(\text{fin})}$ :  $\rho_{1,2}^{(\text{in})} \mapsto \rho_{1,2}^{(\text{fin})}$ . Unlike typical quantum channels, which are *linear* completely positive trace-preserving (CPTP) maps, the event operator channel  $\mathcal{E}$  is a fundamentally *nonlinear* CPTP map. The map  $\mathcal{E}$  is equivalent to a displacement  $D(\gamma)$  followed by a beamsplitter with reflectivity  $\xi$  (see figure 1), where  $\gamma = \alpha_1 \frac{1 - \sqrt{\xi} - \sqrt{1 - \xi}}{\sqrt{1 - \xi}}$  depends on the initial displacement  $\alpha_1$  of mode 1, and where  $\xi$  equals the ‘event overlap’. The event overlap depends on the properties of the source mode, the intrinsic resolution of the detectors and the properties of the space–time along the optical paths. The full definition for  $\xi$  is given in [4]. Below, we give an expression for  $\xi$  relevant for the proposed experiment.

We can use the equivalent optical circuit of figure 1 and the Schrödinger picture to study the various cases and guide the design of the space mission. In figure 1 the initial state is copied into the modes 3, 4:  $\rho^{(\text{in})} \rightarrow \rho_{1,2}^{(\text{in})} \otimes \rho_{3,4}^{(\text{in})}$ . The decoherence effect of gravity on mode 1 is modeled by coupling it to its twin mode 3 via the beamsplitter  $\mathcal{E}$ . If  $A_1^\dagger$ ,  $A_3^\dagger$  are photon creation operators for these modes, the beamsplitter evolution is given by a unitary  $U_{\mathcal{E}}$  according to

$$\begin{aligned} U_{\mathcal{E}} A_1^\dagger U_{\mathcal{E}}^\dagger &= \sqrt{\xi} A_1^\dagger - \sqrt{1 - \xi} A_3^\dagger, \\ U_{\mathcal{E}} A_3^\dagger U_{\mathcal{E}}^\dagger &= \sqrt{\xi} A_3^\dagger + \sqrt{1 - \xi} A_1^\dagger. \end{aligned} \quad (1)$$

The state experiences a displacement  $D(\gamma)$  if  $\gamma$  is nontrivial, and evolves through the beamsplitter  $\mathcal{E}$  using equation (1).  $\rho_{1,2}^{(\text{fin})}$  is obtained by tracing out the modes 3,4 and the expectation values for measurements are calculated. We now explore the consequences of this model for different input states.

### 2.1. Two-mode time–energy entangled state from spontaneous parametric down conversion (SPDC)

Consider an SPDC source with weak down conversion probability  $|\chi|^2 \ll 1$ . To a first-order approximation the initial state is

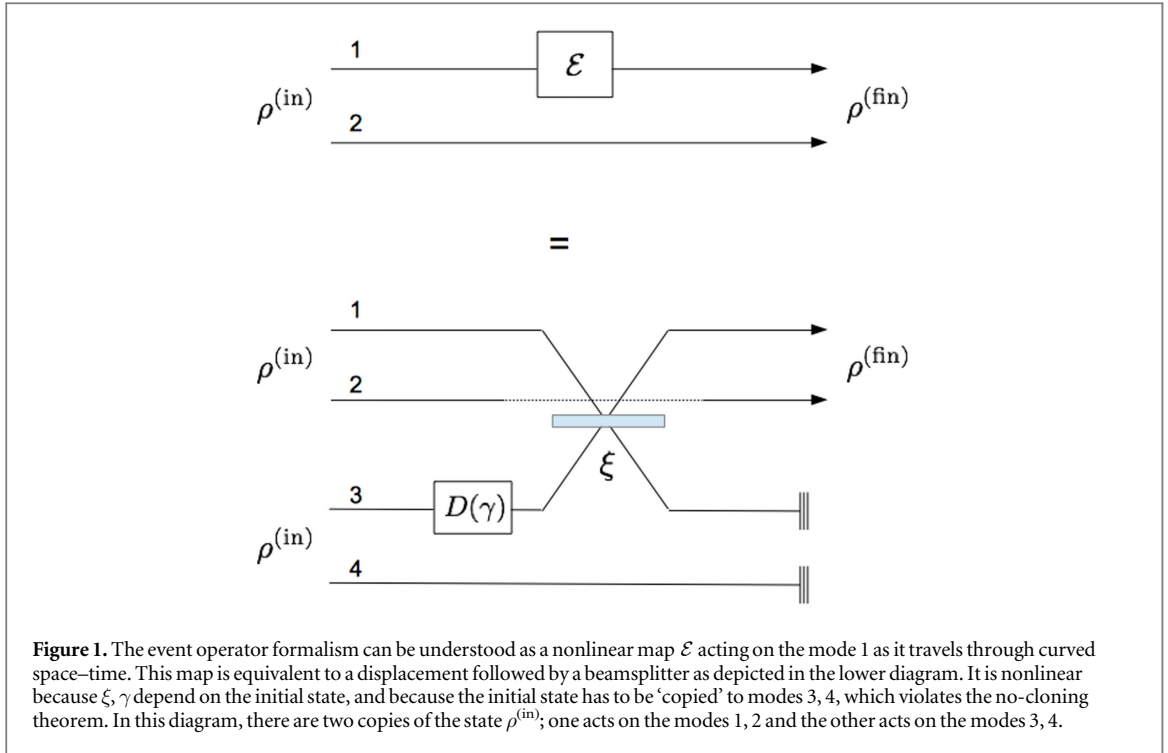
$$|\psi\rangle_{1,2}^{(\text{in})} \approx |0\rangle + \chi A_1^\dagger A_2^\dagger |0\rangle. \quad (2)$$

Copying<sup>37</sup> this state to the modes 3,4 we obtain

$$|\psi\rangle_{1,2}^{(\text{in})} \otimes |\psi\rangle_{3,4}^{(\text{in})} = |0\rangle + \chi A_1^\dagger A_2^\dagger |0\rangle + \chi A_3^\dagger A_4^\dagger |0\rangle + \mathcal{O}(\chi^2). \quad (3)$$

Since the initial state is a squeezed vacuum:  $\alpha_1 = \gamma = 0$ , the displacement does nothing. Using the notation  $A_i^\dagger A_j^\dagger |0\rangle := |1, 1\rangle_{i,j}$ , we apply  $U_{\mathcal{E}}$  to  $|\psi\rangle_{1,2}^{(\text{in})} \otimes |\psi\rangle_{3,4}^{(\text{in})}$  to obtain:

<sup>37</sup>The nonlinearity of the event formalism allows a type of cloning to occur, hence copy is a valid description of the ancilla used in the equivalent circuit that models the system. The accompanying decoherence effect ensures that superluminal effects sometimes associated with cloning cannot occur.



$$U_{\mathcal{E}}|\psi\rangle_{1,2}^{(\text{in})} \otimes |\psi\rangle_{3,4}^{(\text{in})} = |0\rangle + \chi\sqrt{\xi}|1, 1\rangle_{1,2} - \chi\sqrt{1-\xi}|1, 1\rangle_{3,2} + \chi\sqrt{\xi}|1, 1\rangle_{3,4} + \chi\sqrt{1-\xi}|1, 1\rangle_{1,4} + \mathcal{O}(\chi^2). \quad (4)$$

Finally, by performing a partial trace over modes 3 and 4 we arrive at the final state

$$\rho^{(\text{fin})} = (|0\rangle + \chi\sqrt{\xi}|1, 1\rangle)(\langle 0| + \chi\sqrt{\xi}\langle 1, 1|) + |\chi|^2(1-\xi)(|01\rangle\langle 01| + |10\rangle\langle 10|) + |\chi|^2\xi|0\rangle\langle 0|. \quad (5)$$

To measure the coincidences, we apply the projector:

$$\Pi_C = \iint dk dk' a_{k,1}^\dagger a_{k',2}^\dagger |0\rangle\langle 0| a_{k,1} a_{k',2}, \quad (6)$$

which represents a coincidence measurement by ideal detectors that are frequency insensitive. By decomposing the mode operators into their spectral components we obtain  $\langle \Pi_C \rangle = \text{Tr}\{\Pi_C \rho^{(\text{fin})}\} \approx \xi |\chi|^2$ , which is precisely the event operator prediction (compare to equation (24) in [4]). Also, note that there is no effect on the statistics of the individual modes (i.e., singles), as seen when we define:

$$\Pi_i = \int dk a_{k,i}^\dagger |0\rangle\langle 0| a_{k,i}, \quad i \in \{1, 2\}, \quad (7)$$

representing a single-photon detector for the  $i$ th mode, we find that  $\langle \Pi_1 \rangle = \langle \Pi_2 \rangle \approx |\chi|^2$ . Hence the effect does not affect the singles counts.

The experimental implementation proposed here will only measure the decoherence of a time energy entangled state in the arrival time basis. Thus, the gravitationally induced decoherence can only be observed (with this experiment) as a decorrelation in the arrival times.

### 2.1.1. Including losses

A lossy channel can be modeled by a beamsplitter interacting with the vacuum state, whose transmission coefficient  $0 < \eta < 1$  equals the transmittivity of the channel [15]. Applying losses  $\eta_1, \eta_2$  to modes 1, 2 results in the modified input state:

$$|\psi\rangle_{1,2}^{(\text{in})} \otimes |\psi\rangle_{3,4}^{(\text{in})} = |0\rangle + \chi\sqrt{\eta_1\eta_2} A_1^\dagger A_2^\dagger |0\rangle + \chi\sqrt{\eta_1\eta_2} A_3^\dagger A_4^\dagger |0\rangle + \mathcal{O}(\chi^2). \quad (8)$$

After evolving through the  $\xi$  beamsplitter, any further losses to mode 1 is just another added factor that can be absorbed into  $\eta_1$ . The overall effect is just to transform  $\chi \rightarrow \chi\sqrt{\eta_1\eta_2}$ . This results in the coincidence rate:

$$\langle \Pi_C \rangle \approx \eta_1\eta_2\xi |\chi|^2. \quad (9)$$

In addition, since dark counts happen at the detectors, they will not change the factor  $\xi$ .

### 2.1.2. CW operation

Equation (2) describes a pulsed source producing spectrally uncorrelated photons, i.e., the joint spectral amplitude for the source is separable, to first-order in  $\chi$ . However, in the experiment we propose to use a continuous wave (CW) source which inevitably implies strongly spectrally correlated photons. We can represent the initial state in this situation by

$$|\psi\rangle_{1,2}^{(\text{in})} \approx |0\rangle + \chi \int dk H(k) a_{k,1}^\dagger a_{k,2}^\dagger |0\rangle, \quad (10)$$

where, now the joint spectral amplitude— $H(k)$  is strongly correlated. Following the same procedure as before, i.e., copying the state onto ancilla modes, interacting with the beamsplitter, tracing out the ancilla modes and modeling detection with a broadband detector, produces the same result as before, equation (9).

### 2.2. Coherent states

Suppose the initial state contains only classical correlations, in the form of two coherent states:  $|\psi\rangle^{(\text{in})} = |\alpha\beta\rangle$ .

Now, the event operator map will apply a non-trivial displacement  $\gamma = \alpha \frac{1 - \sqrt{\xi} - \sqrt{1 - \xi}}{\sqrt{1 - \xi}}$ . After copying the state to modes 3,4 we obtain the following evolution:

$$\begin{aligned} U_{\mathcal{E}} D(\gamma) |\alpha, \beta\rangle_{1,2} \otimes |\alpha, \beta\rangle_{3,4} &= U_{\mathcal{E}} |\alpha, \beta\rangle_{1,2} \otimes |(\alpha + \gamma), \beta\rangle_{3,4} = |\sqrt{\xi}\alpha + \sqrt{1 - \xi}(\alpha + \gamma), \beta\rangle_{1,2} \\ &\otimes |\sqrt{\xi}(\alpha + \gamma) - \sqrt{1 - \xi}\alpha, \beta\rangle_{3,4} = |\alpha, \beta\rangle_{1,2} \otimes |\sqrt{\xi}(\alpha + \gamma) - \sqrt{1 - \xi}\alpha, \beta\rangle_{3,4}. \end{aligned} \quad (11)$$

After tracing out modes 3, 4 we are left with the same state we started with. This is just a special instance of the more general feature that classical correlations are preserved by the event operator formalism. Thus this theory predicts no decoherence with faint coherent pulses obtained, for instance, by attenuating a laser.

For non-Gaussian states (e.g., classically correlated single-photons or photons from a deterministic single-photon source), the circuit of figure 1 fails to agree with the predictions of the event formalism, and it remains an open problem to find an accurate circuit that applies to these states. In this case, calculations performed directly in the event formalism confirm that classical correlations experience no gravitational decoherence (or decorrelation) effect in general.

### 2.3. Polarization entangled SPDC states

The de-correlation of entanglement due to event operators is not restricted to time-energy entanglement—in principle it applies to any kind of entanglement. Let us consider the case of polarization entanglement with an initial state:

$$|\psi\rangle_{1,2}^{(\text{in})} \approx |0\rangle + \frac{\chi}{\sqrt{2}} |HH\rangle_{1,2} + \frac{\chi}{\sqrt{2}} |VV\rangle_{1,2}, \quad (12)$$

using the notation e.g.,  $|HV\rangle_{1,2} := A_{H,1}^\dagger A_{V,2}^\dagger |0\rangle$ . After copying the state to modes 3,4 and applying the beamsplitter, we obtain the state:

$$\begin{aligned} &|0\rangle + \sqrt{\xi} \frac{\chi}{\sqrt{2}} [|HH\rangle_{1,2} + |VV\rangle_{1,2} + |HH\rangle_{3,4} + |VV\rangle_{3,4}] \\ &+ \sqrt{1 - \xi} \frac{\chi}{\sqrt{2}} [-|HH\rangle_{3,2} - |VV\rangle_{3,2} + |HH\rangle_{1,4} + |VV\rangle_{1,4}] + \mathcal{O}(\chi^2). \end{aligned} \quad (13)$$

Computing the expectation values, we find that with probability  $\xi|\chi|^2$  we obtain coincidences in which both photons have the same polarization. Coincidences in which the photons have different polarizations do occur, but only with probability  $\approx |\chi|^4$ , making these events negligible. So we cannot practically measure the de-correlation of polarization entanglement.

### 2.4. Value of the event overlap

Experimentally we are most interested in the case of the CW, time energy entangled SPDC. The event overlap for this case can be calculated using the methods described in [4, 5]. If we assume that the spectral amplitude  $H(k)$  is Gaussian, we obtain:

$$\xi = e^{-\kappa^2/2}, \quad (14)$$

where  $\kappa^2 := \left(\frac{\Delta_t}{d_r}\right)^2$  is the dimensionless ratio of the gravitational time-dilation,  $\Delta_t$ , to the photon coherence time,  $d_r$ . The photon coherence time is the temporal standard deviation of  $h(t)$ , where  $h(t)$  is the Fourier transform of the joint spectral amplitude— $H(k)$ , which is assumed to be a Gaussian. The gravitational time-dilation is the difference,  $\Delta_t = t_d - \tau$ , between the propagation times of the photons sent to the ISS as measured by local observers along the path,  $\tau$ , and a global observer situated far from the gravitating body  $t_d$ . We find



$$\Delta_t = \int_{r_e}^{r_e+h} dr \frac{m}{r} \left( 1 + \frac{2m}{r} + \frac{r_e^2 \tan^2 \theta}{r^2} \right)^{1/2}, \quad (15)$$

where  $r_e$  is Earth radius,  $h$  is the ISS height,  $m$  is the mass of the Earth expressed in units of length<sup>38</sup> and  $\theta$  is the angle from the zenith. This result is obtained assuming  $\frac{m}{r} \ll 1$ . If we further assume  $\frac{h}{r_e} \ll 1$  and consider the result at the zenith ( $\theta = 0$ ) we obtain  $\Delta_t \approx \frac{mh}{r_e}$ , in agreement with [4, 5].

## 2.5. Delay lines and space-like separation

At this juncture, we address an ambiguity in the formalism that has its roots in the long-standing measurement problem in quantum mechanics. What happens to the state from equation (2) after a photon is detected in mode 2? For all practical purposes, the state is said to have ‘collapsed’, resulting in a two-photon state (actually a one-photon state if the measurement is destructive, as it is here). However, different interpretations disagree about whether this apparent collapse is a physical process, or merely illusory. According to the many-worlds interpretation, for instance, there exists another branch of the wavefunction in which a photon was not detected in mode 2, and hence the state is still vacuum in that branch. The total state is therefore expressed as an entangled state that includes the environment, containing the detector and the scientists observing the outcome:

$$|\psi\rangle_{1,2}^{(\text{in})} \rightarrow |0\rangle|E_0\rangle + \chi A_1^\dagger A_2^\dagger |0\rangle|E_1\rangle + \mathcal{O}(\chi^2), \quad (16)$$

where  $|E_0\rangle$  indicates a quantum state of the environment in which no photon was detected and recorded by experimenters, while  $|E_1\rangle$  indicates that a photon was detected in mode 2 and recorded. This state is still a superposition of the vacuum and two-photon state for modes 1, 2, so it is still entangled in photon number<sup>39</sup>. The event operator model therefore predicts a drop in coincidence counts due to the decorrelation of this entanglement. On the other hand, according to an objective collapse interpretation, the state after measurement of mode 2 should be just the two-photon state:

$$|\psi\rangle_{1,2}^{(\text{in})} \rightarrow A_1^\dagger A_2^\dagger |0\rangle. \quad (17)$$

This state could still be entangled in its internal degrees of freedom (such as polarization) but it is clearly not entangled in photon number and hence the event operator model does not imply any loss of coincidences. We therefore face a dilemma: the predictions of the event operator model seem to depend on whether one uses a many-worlds or an objective collapse version of the model!

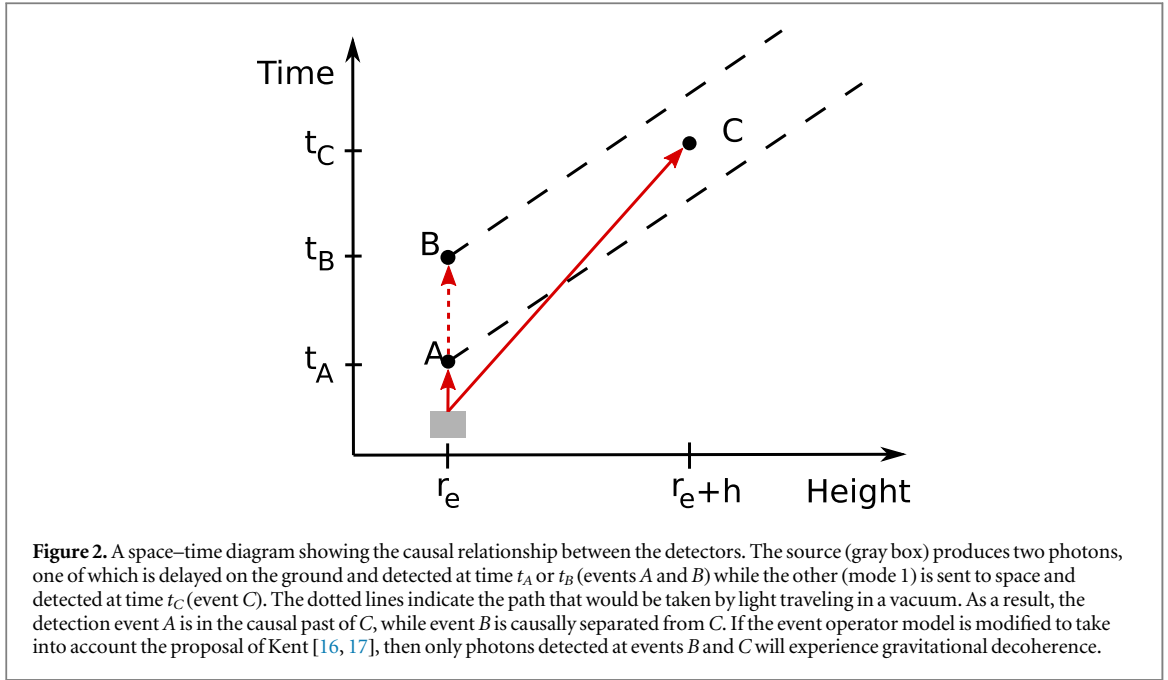
Luckily, there is a very simple argument that shows that the objective-collapse version of the model must give the same predictions as the many-worlds version, in the special case of an experiment in which the heralding event (on Earth) is measured at space-like separation from the detection event (at the ISS), see figure 2. The argument rests upon the empirical principle that no signals can be sent faster than light. Assuming that objective collapse interpretations must adhere to this principle, the objective collapse of the wave-function due to the detection of a photon in mode 2, despite being instantaneous, cannot change the model’s predictions from what they would have been if the two modes had still been entangled in photon number. If any such difference were permitted, it could be exploited to send a signal between space-like separated events, violating the no-signaling principle. (As an example of such a protocol, consider a state having photon number entanglement between three modes. The first mode is used to either collapse or not collapse the whole state, while the remaining two modes are used to check for the presence or absence of photon number correlations at a space-like separation.) Non-signaling nonlinear theories of this type were described by Kent in [16, 17]. The above argument shows that, in order to be consistent with the no-signaling principle, both versions of the event-operator model (the many-worlds version, and the ‘Kent’ version) must predict a visible loss of coincidences when the detection events are space-like separated. Hence, space-like separation is necessary to conclusively test both variants of the model. We note that the Kent version of the model [17] is also important to test because it has some advantages over the many-worlds variant. In particular, the many-worlds variant suffers from one aspect of the ‘preparation problem’ [18] for nonlinear theories, in that it does not make clear how to produce pure states operationally. By contrast, the Kent version of the model allows pure states to be created by measurement and post-selection, via an objective collapse of the wavefunction.

Typically in QM a measurement is considered finished when the measurement has been stored as classical information that the quantum system can no longer affect<sup>40</sup>. This process takes a certain amount of time,

<sup>38</sup> When working in natural units and in the context of gravitational physics or relativity it is common practice to express mass of a spherical body in terms of its Schwarzschild radius.

<sup>39</sup> We assume that, provided we are able to keep track of all degrees of freedom of the local environment (including the observers) then from some ‘higher vantage point’ the overall state can still be described as being a pure entangled state globally. The objective collapse case assumes the usual projection postulate for measurements. However, in both cases the state remains pure—either we know the result of the measurement or the detectors remain a coherent part of the quantum state and are not traced out.

<sup>40</sup> We note that other interpretations require the motion of a sufficiently large mass [19].



typically on the order of 100–200 ns. Thus on the ground the only delay needed is about 200 m of optical fiber to obtain a delay of  $\approx 1 \mu\text{s}$ .

Other than this small distance necessary to space-like separate the detection events, no other delay is needed. Let us consider an additional delay  $\delta$  which is beyond that necessary for the aforementioned space-like separation. To see why  $\delta$  does not play a role in the effect, we introduce  $\delta$  to the case discussed in section 2.1. This is done by applying the unitary  $U_2(\delta) = e^{-i\delta a_{k,2}^\dagger a_{k,2}}$ . Since it commutes with the beamsplitter and displacement of  $\mathcal{E}$  (which do not act on mode 2), the state of all modes before detection is just:

$$U_{\mathcal{E}}|\psi\rangle_{1,2}^{(in)} \otimes |\psi\rangle_{3,4}^{(in)} = \chi\sqrt{\xi} U_2(\delta) |1, 1\rangle_{1,2} + (\text{trivial terms}). \quad (18)$$

The projector  $\Pi_C$  is not sensitive to this phase shift, since:

$$U_2^\dagger(\delta)\Pi_C U_2(\delta) = e^{i\delta}\Pi_C e^{-i\delta} = \Pi_C, \quad (19)$$

hence the expectation value is unaffected.

We emphasize that although the detection events need to be space-like separated, we do not need to make a fast basis choice as in a loophole free Bell experiment. We measure the decoherence effect by measuring in fixed measurement bases and looking at the change in correlations between measurement outcomes.

### 3. Feasibility constraints

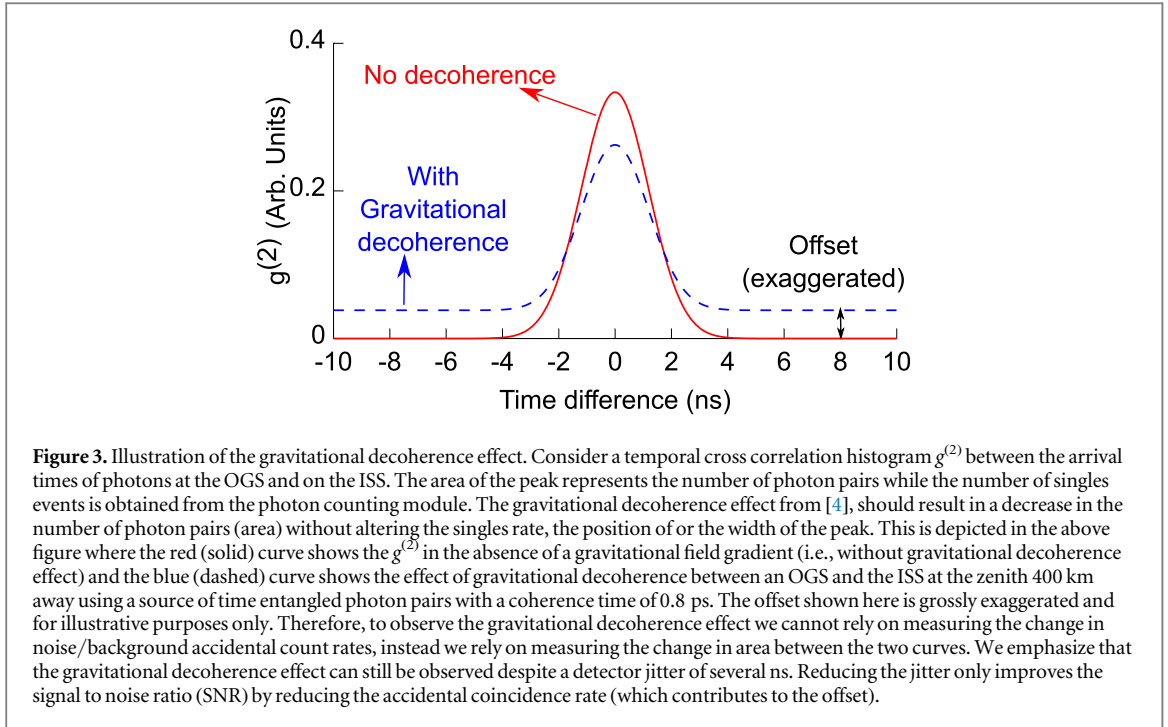
Section 2 as well as previous works [4, 5, 20, 21] predict an unusual and unexpected behavior of some systems. These predictions challenge standard quantum theory and pose interesting interpretations to relativity. Therefore it becomes very important to experimentally verify these effects. A successful detection of gravitational decoherence would have far reaching consequences for relativistic QM. On the contrary, proving the absence of (or experimentally imposing more stringent limits to) this decoherence effect can be used to test between several models in GR.

The mission needs to provide scientifically rigorous and meaningful results and be practically possible. In this section we evaluate the feasibility of testing the above theory using a very simple single-photon detection module on board the ISS. In general, we show the feasibility in a worst case scenario, i.e., we choose the worst alternatives/set of parameters that we can reasonably expect and for which the experiment remains possible.

#### 3.1. Quantifying the effect

Section 2 shows that the effect is only present when using entangled states, further time–energy entanglement would produce a large observable effect unlike polarization entanglement. We have also demonstrated that to observe the effect it is sufficient to measure the decorrelation in one specific fixed measurement basis. Consider a time–energy entangled state produced from a SPDC source (section 2.1). The effect is observable as a reduction in the coincidence rate  $\langle\langle\Pi_C\rangle\rangle$  without a reduction in the singles rates  $\langle\langle\Pi_1\rangle\rangle$  and  $\langle\langle\Pi_2\rangle\rangle$ . We define the heralding





efficiency as  $\frac{\langle \Pi_C \rangle}{\sqrt{\langle \Pi_A \rangle \langle \Pi_B \rangle}}$ . From equation (9), we observe that the change in heralding efficiency  $E$  due to gravitational decoherence is given by the decoherence factor ( $D_f$ ) defined as  $D_f = \eta_1 \eta_2 \xi$ . Consequently, if  $E_0$  is the heralding efficiency in the absence of any decoherence, the efficiency with the effect ( $E_{\text{decoherence}}$ ) is given by:

$$E_{\text{decoherence}} = D_f E_0. \quad (20)$$

This decoherence factor ( $D_f$ ) is the same as  $C_{\text{total}}$  in [4] and

$$D_f \propto e^{-\frac{\Delta_t^2}{2d_t^2}}. \quad (21)$$

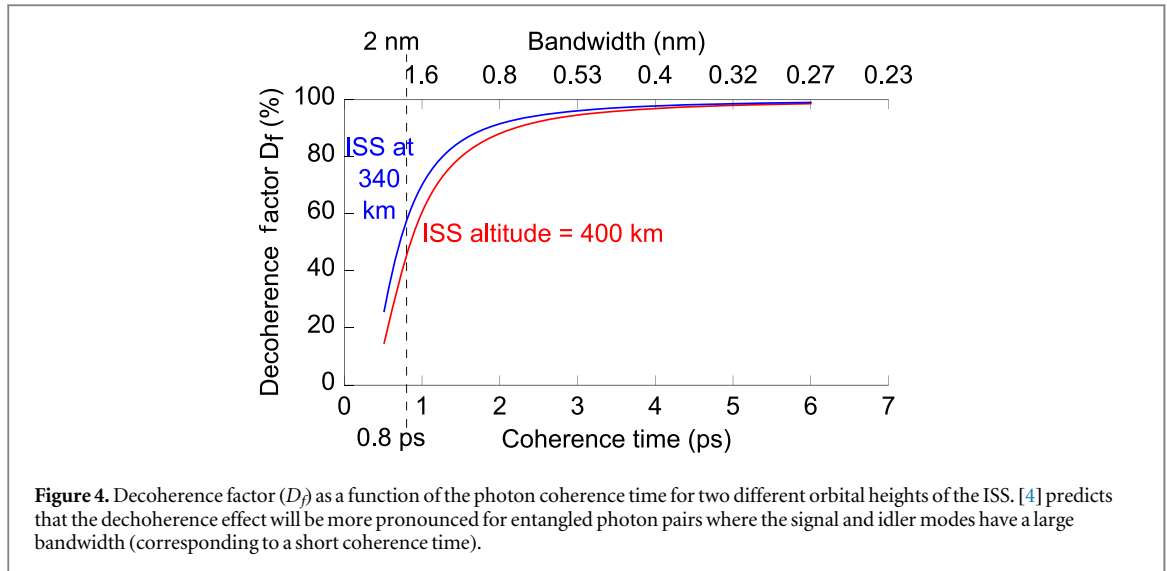
Experimentally, pairs (coincidences) are identified based on their individual arrival times [22] as recorded by independent time tagging modules. Typically, a cross correlation histogram ( $g^{(2)}$ ) of these arrival times is used to identify coincidences. The width of the  $g^{(2)}$  peak is limited by the detector jitter<sup>41</sup>, while accidental coincidences (noise) prevent the  $g^{(2)}$  outside the peak from falling to zero. Figure 3 shows the expected change in the  $g^{(2)}$  histogram with and without the gravitational decoherence effect. Photon pairs that undergo gravitational decoherence lose correlation in their arrival times and (if not lost) are detected only as singles. Thus, in the  $g^{(2)}$  histogram, they contribute only to the offset from zero. However, since the decohered pairs can contribute evenly to one of several time bins, the contribution to any one bin and thus to the offset is negligible in practice.

### 3.2. Types of measurements

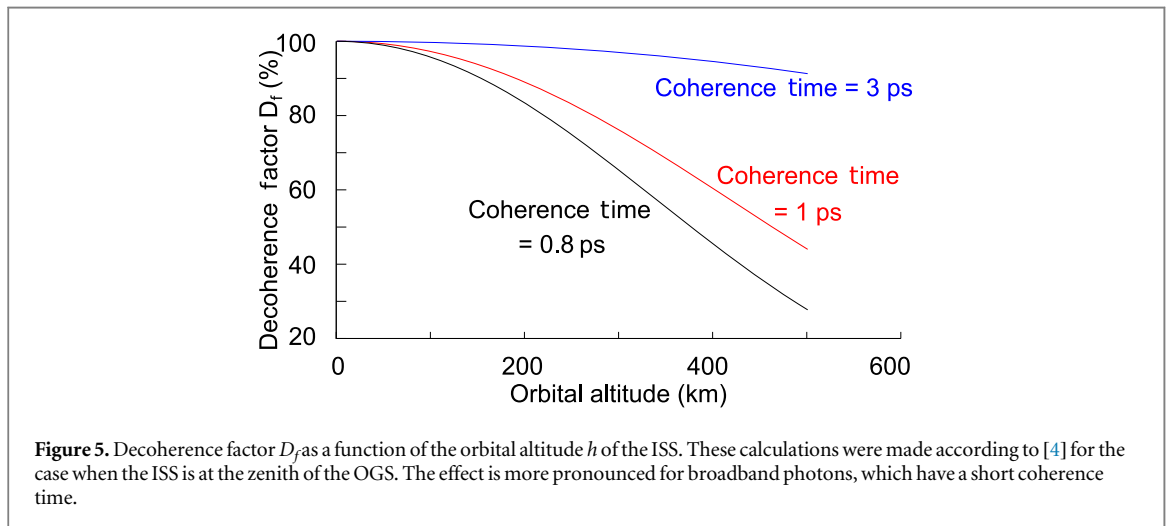
We measure the decoherence of the time energy entangled photon pair by observing only in one degree of freedom—the arrival time of each individual photon. Measuring in an energy degree of freedom would require a significantly more complex experiment. Thus, we can only observe what will appear to be a decorrelation effect. The largest challenge of this experiment is to distinguish the decorrelation from losses and background noise. We plan to achieve this through a combination of *four* different measurements out of which three depend on the functional dependence of  $D_f$  with three different parameters and the last relies on comparison to a classical system that does not undergo decoherence.

Consider equation (21),  $D_f$  depends on two factors we can change during an experiment: the gravitational time dilation  $\Delta_t$  depends on two parameters—the distance between the optical ground station (OGS) and the ISS as well as the total gravitational potential difference. From the perspective of an observer on the ground these parameters can be expressed in terms of the zenith angle  $\theta$  (i.e., the angle subtended by the ISS with the observer's zenith) and the orbital altitude  $h$ . Further,  $D_f$  depends strongly on the coherence time ( $d_t$ ) of the photons. Lastly, section 2.2 predicts that  $D_f = 1$  for a non-entangled faint pulse source (FPS); thus by comparing

<sup>41</sup> We note that the jitter in arrival time due to a highly turbulent atmosphere is  $\ll 10$  ps and can be neglected compared to the  $\approx 1$ – $2$  ns jitter of the space based detectors  $\approx 200$  ps combined jitter of the space based electronics, ground based electronics and ground based detectors.



**Figure 4.** Decoherence factor ( $D_f$ ) as a function of the photon coherence time for two different orbital heights of the ISS. [4] predicts that the decoherence effect will be more pronounced for entangled photon pairs where the signal and idler modes have a large bandwidth (corresponding to a short coherence time).



**Figure 5.** Decoherence factor  $D_f$  as a function of the orbital altitude  $h$  of the ISS. These calculations were made according to [4] for the case when the ISS is at the zenith of the OGS. The effect is more pronounced for broadband photons, which have a short coherence time.

photons from a FPS and an entangled photon pair source (EPPS) we could detect the presence of gravitational decoherence.

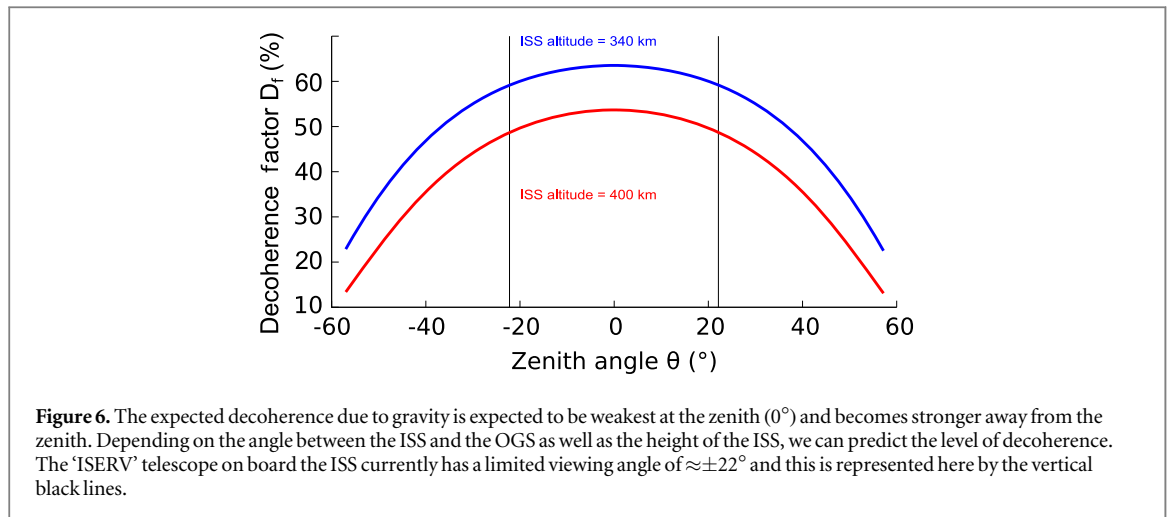
### 3.2.1. Variation of $D_f$ with the coherence time

The decoherence effect as quantified by  $D_f$  is dependent on the coherence time of the photons used as shown in figure 4. Experimentally, varying the coherence time in the approximate range of 0.8–3 ps (i.e.,  $\approx 2$ –0.5 nm bandwidth at 830 nm) can be easily achieved by using a few different spectral filters. We recommend using this range as a good compromise between the increase in losses due to dispersion in the atmosphere, the strength of the effect, and the brightness of the source.

### 3.2.2. Variation of $D_f$ with the orbital altitude

By varying the orbital altitude of the ISS, we predict a large and measurable change in  $D_f$  as seen in figure 5. Boosters on the ISS are used to control this orbital altitude. Currently the perigee altitude is maintained at  $400 \pm 2$  km. However this was not always so: in the years 1999–2009 the orbital altitude of the ISS underwent changes from  $\approx 340$  to 400 km at rates of more than  $40 \text{ km yr}^{-1}$ .

Operational constraints prevent any large changes in the orbital altitude. In its current orbit, the ISS has an apogee of  $\approx 412$  km and a perigee of 400 km. This height difference is clearly insufficient to measure a significant change in  $D_f$ . Further, to exploit the ellipticity of the orbit would require the ISS to have both its apogee and perigee at the zenith of the OGS. Even in this case, weather conditions and a limited mission lifetime (to further reduce costs) could hinder this measurement. Still, we believe this is important to consider the possibilities of performing such measurements on the ISS, or if unfeasible there, in future missions.



### 3.2.3. Variation of $D_f$ with the zenith angle

Most passes of the ISS over a given OGS will be at some angle  $\theta$  away from the zenith ( $0^\circ$ ). This zenith angle also affects  $D_f$  and must be taken into account (figure 6). Telescopes on the ISS have a limited viewing angle represented by the vertical lines, Therefore even if the ISS is in the field of view of the OGS, the pass may not be usable.

### 3.2.4. Real time comparison of faint pulse versus entangled photons

The previous three subsections have dealt with the characteristic ways in which  $D_f$  changes when we change an experimentally controllable parameter. Another way to test the presence of gravitational decoherence of a quantum entangled system is to send an otherwise identical non-entangled photon along with one photon from an entangled pair and observe the difference between these two types of systems. A FPS with exactly the same wavelength as the EPPS can be used as an experimental control. The pulse width can be adjusted to produce attenuated single-photon states with exactly the same coherence times (for 830 nm this corresponds to pulse widths of  $\approx 340$  fs–2 ps). By rapidly multiplexing photons from a FPS and an EPPS on a time scale much faster than the atmospheric turbulence, we can ensure a direct comparison. Naturally, to minimize error bars we must have high count rates, and the next section addresses this problem.

## 3.3. Feasibility of the measurements

To show the feasibility of the experiment we must focus on three aspects: the losses, the error bars due to counting statistics and the ability/sensitivity to perform the measurement despite the motion of the ISS.

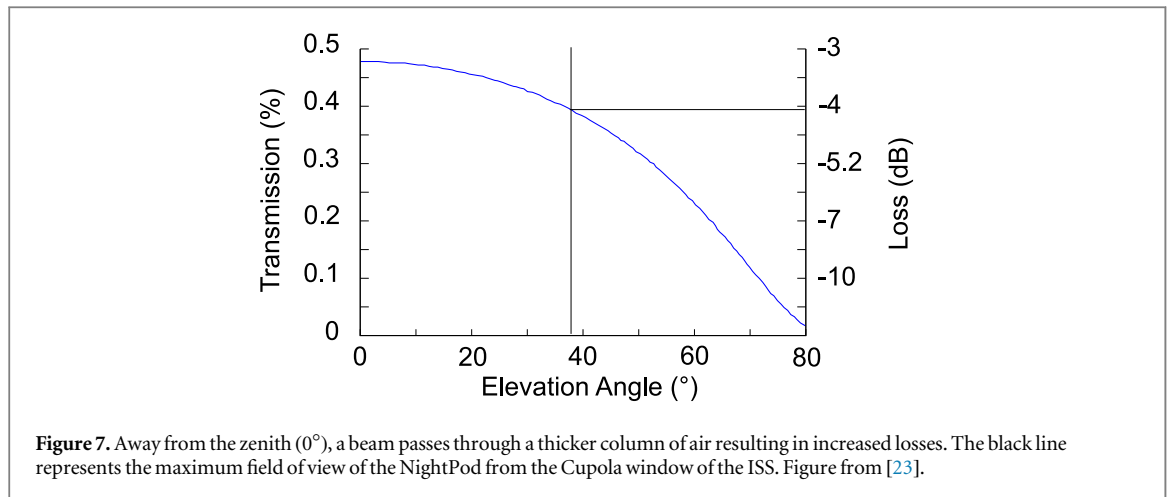
### 3.3.1. Losses

Losses in a free space uplink to the ISS are attributed to several different factors—absorption and scattering in the atmosphere, clipping losses due to a limited sending and receiving telescope apertures (the divergence of the beam due to diffraction limits and dispersion in the atmosphere further contributes to this loss), beam wander and pointing accuracy that also cause clipping, limited detection efficiency, and limited transmission through the sending and receiving optics and telescopes.

First, let us consider atmospheric losses. These can be accurately modeled using the software MODTRAN 5 under a variety of weather conditions. We used the work of [23] as a case study, choosing the OGS at Tenerife under typical weather conditions of  $20^\circ\text{C}$ , 50% humidity, and a clear night. We chose a wavelength of 830 nm and model the losses from sea level (figure 7). In the worst case the transmission is better than  $-4.5$  dB ( $\approx -3.5$  dB near the zenith, i.e., in the best case).

Second, the clipping losses are due to the large size of the transmitted beam compared to the small receiving telescope. The size of the beam at the ISS depends on the distance to the ISS, the atmospheric turbulence and the sending telescope used. Let us consider the worst case value of each of these: given a maximum zenith angle  $\theta$  of  $37^\circ$ <sup>42</sup> the distance to the ISS is  $< 530$  km with a nominal orbital altitude of 400 km. The Fried parameter  $r_0$  (an indication of the size of pockets of turbulence in the atmosphere) can be used to determine the optimal sending telescope diameter for the smallest spot size at the ISS. For a typical OGS at Tenerife (say) we know that  $r_0 \gg 15$  cm for most of the time [24]. Using the link budget application developed for ESA [25], we compute that the

<sup>42</sup> In figure 6 we used the limitation of the ISERV telescope because this gives the smallest change in  $D_f$  (i.e., the worst case scenario). Here we have chosen the field of view of the NightPod since that corresponds to the worst transmission.



optimal sending telescope diameter is about 13cm. This will result in a diffraction limited spot diameter of  $<2.1$  m. Considering telescope imperfections, we expect a final beam diameter of  $\approx 3$  m. To make a conservative worst case estimate let us consider a beam diameter of 4.5 m.

On board the ISS we have a choice of receiving telescopes—a ‘Nikon AF-S Nikkor 400 mm’ photographer’s telephoto lens with a clear aperture of 13 cm mounted in the Cupola window, and a 23.5 cm astronomical telescope (Celestron CPC 925) mounted in the Window Observational Research Facility (WORF) window (part of the ‘ISERV’ mission). On 12 May 2016 a tiny fragment of space debris caused a crack in the center of the Cupola window and operations were suspended pending repairs. For now we plan on using the 24 cm telescope which gives us a clipping loss of between 26 and 28 dB (calculated assuming a Gaussian beam profile)<sup>43</sup>.

Third, let us consider the beam wander loss which is limited by the pointing accuracy of the sending telescope (the receiving telescope can use fast mirrors to track the ground beacon). The pointing error of the OGS is measured against the position of a distant star and includes the atmospheric seeing (turbulence) effects and mechanical alignment. For example, the OGS at Tenerife has a minimum pointing error of  $1.45 \mu\text{rad}$  (with a fine adjustment mirror installed) [26], thus it is reasonable to expect the pointing accuracy for other similar OGSs to be  $< \approx 5 \mu\text{rad}$ . Due to the fast motion of the ISS (up to  $\approx 1.1^\circ \text{ s}^{-1}$ ), we must also consider about  $5 \mu\text{rad}$  of additional error in the point ahead angle. Thus, we have a total angular error of  $10\text{--}15 \mu\text{rad}$ . To achieve this tracking precision even when the ISS is in the Earth’s shadow, it will be necessary to equip both the OGS(s) and the ISS with tracking beacons. Using the results of [27] we estimate the beam wander loss to be  $\approx 6$  dB.

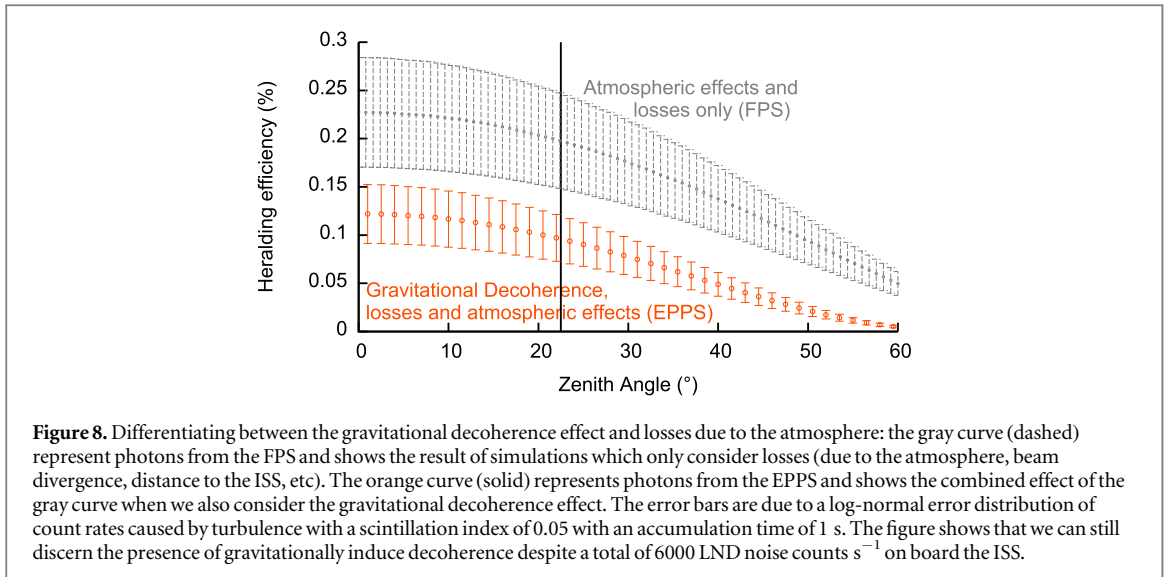
Lastly, let us consider a 60% detection efficiency in space, a 70% transmission through the sending optics (and telescope) and the source, a 60% (75% in the best case) transmission through the multi-layered ISS window and a 70% transmission through the receiving optics. All together the transmission for optics part of the uplink is  $\approx -7.5$  dB.

To estimate the total losses we combine the losses from each of the above to obtain the total worst case transmission as  $-46$  dB (Best case:  $\approx -40$  dB).

### 3.3.2. Fluctuation of count rates

The experiment to detect gravitational decoherence using entanglement relies on the experimental capability of detecting changes in the heralding efficiency. In the absence of atmospheric turbulence, all non-systematic errors can be minimized by accumulating a large number of counts and averaging over several experimental runs. However, atmospheric turbulence influences both the signal count rate and the background count rate simultaneously thus averaging or accumulating statistics over long periods cannot reduce the error due to background count fluctuations. For a successful experiment we must identify the heralding efficiency change despite these fluctuations. Atmospheric turbulence occurs on the time scale of a few ms. We can rapidly alternate between sending photons from the FPS and from the EPPS on the time scale of  $\approx 100 \mu\text{s}$ . The FPS photons would not undergo decoherence while the EPPS photons would. Thus to show that the decoherence effect occurs it would suffice to compare photons from these two sources. To show that this is feasible we shall consider the statistical distribution of fluctuations in the background and signal count rates as well as systematically varying losses that could exhibit the same behavior as the change in  $D_f$  with the zenith angle  $\theta$  (see figure 6).

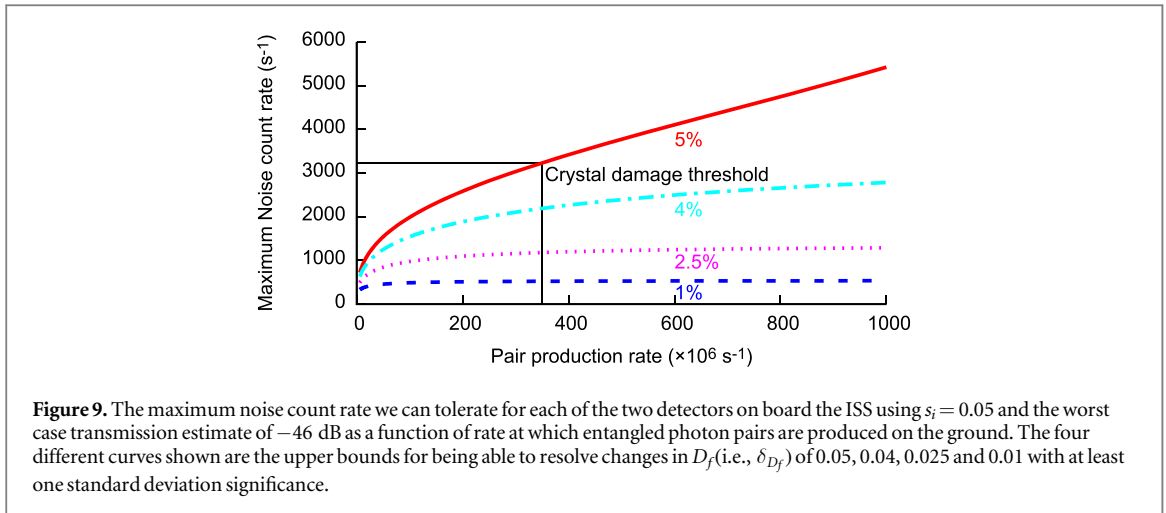
<sup>43</sup> These values are larger than the geometric estimate because the clear aperture could be slightly smaller than the specified diameter. Additional losses are due to the secondary mirror and its support structure.



Typical photon counting statistics are Poissonian in nature. However due to atmospheric fluctuations in long distance links, the distribution is better modeled by the convolution of a Poissonian and a log normal distribution (LND) [28]. While the error of a Poissonian statistical sample scales as  $\sqrt{N}$  for  $N$  events, that of a LND scales as  $s_i N$ , where  $s_i$  is the atmospheric scintillation index. Due to this unfavorable scaling it is very important to maximize the signal to noise ratio in the experiment. In low Earth orbit (LEO), background counts can originate from several sources including detector's dark counts (see appendix), direct sunlight, direct moonlight, light reflected from the atmosphere/clouds, light from on board the ISS and light reflected/emitted from the ground. In the worst case scenario we assume that all background counts originate on the ground and consequently follow a LND. Operating at night while the ISS is within the Earth's shadow and the Moon is in a favorable position is essential to avoiding direct and reflected sunlight. Strong spectral filtering, shielding (optical and radiation), a small field of view and complete darkness surrounding the OGS can further reduce the background counts. By waiting for good weather conditions (i.e., clear skies and  $s_i < 0.05$  which is equivalent to a Fried parameter  $r_0 > 28$  cm) we can further reduce the effect of background counts. For high altitude observatories like those at Tenerife such suitable conditions occur 20%–35% of the time.

Let us consider the change in the heralding efficiency due to the motion of the ISS from the zenith ( $0^\circ$ ) towards the horizon ( $90^\circ$ ) of the OGS. There are two main contributors to the change in the heralding efficiency: the change in losses (figure 7) and the change in the decoherence factor  $D_f$  (figure 6). Figure 8 shows the expected dependence of the heralding efficiency on the zenith angle. The gray curve shows the predictions which only takes into account losses and other atmospheric effects for the FPS (or of standard quantum theory). The curve with orange error bars represents the combined effects of losses in the atmosphere and the gravitationally induced decoherence (i.e., the change in  $D_f$ ) predicted by [4] for photons from the EPPS. The error bars represent 1 standard error in measuring the heralding efficiency using LND. The figure was computed using the worst case losses (46 dB) and noise rates ( $6000 s^{-1}$  for both the space-based detectors all of which are assumed to have a LND). We note that the expected background rates are  $< 1000 s^{-1}$  in total i.e.,  $500 s^{-1}$  for each of the two detectors and only the background counts can realistically be expected to have a LND. The remaining contribution to the noise count rate comes from the intrinsic dark counts which follow a Poissonian distribution. These dark count rates can realistically vary between  $100$  and  $2000 s^{-1}$  depending on the amount of radiation damage to the detectors (see Appendix). Nevertheless, we conservatively assumed that all noise of the space based detectors follows a LND. We assume  $200\,000$  counts  $s^{-1}$  (with a Poissonian distribution) divided among all detectors/pixels on the ground. We assume that both the FPS and EPPS each emit  $350 \times 10^6$  photons  $s^{-1}$  towards the space segment. The EPPS is assumed to have a 20% intrinsic heralding efficiency. Thus on board the ISS we approximately expect  $2650$  pairs  $s^{-1}$  and  $19\,500$  singles  $s^{-1}$  inclusive of accidentals and noise counts most of which follow a LND.

The extent/strength of gravitational decoherence (if any) can be found by fitting the experimental data to either the gray or the orange curves in figure 8. To observe the decoherence effect it is sufficient to be able to differentiate between these two curves, which is still possible despite the significantly larger error bars of the LND. The curves shown here are for an orbital altitude of 400 km. The atmospheric transmission losses are roughly the same for orbital altitudes between 300 and 500 km. Only losses due to clipping change significantly, thus similar curves for different orbital altitudes will be parallel to each other.



Thus far in this subsection, we have considered distinguishing the gravitational decoherence from losses and drastic/worst case fluctuations in background count rates at the level of one standard error. We note that the other methods of detecting gravitational decoherence discussed in this manuscript (such as, the strong variation with the coherence length of the photon pairs) are statically more rigorous and can lead to identifying the presence or absence of the gravitational decoherence by 6 or more standard errors. Further, measurements under more favorable weather conditions ( $s_i < 0.05$ ) or with lower noise count rates would also increase the statistical significance of the results. Thus, scientifically meaningful conclusions can be drawn from the mission despite the limited statistical significance of one type of measurement. Nonetheless, designing the mission to ensure a statistical significance of 6 standard errors for the measurement described in this subsection would prohibitively increase the cost of the mission.

### 3.3.3. Sensitivity of measurements

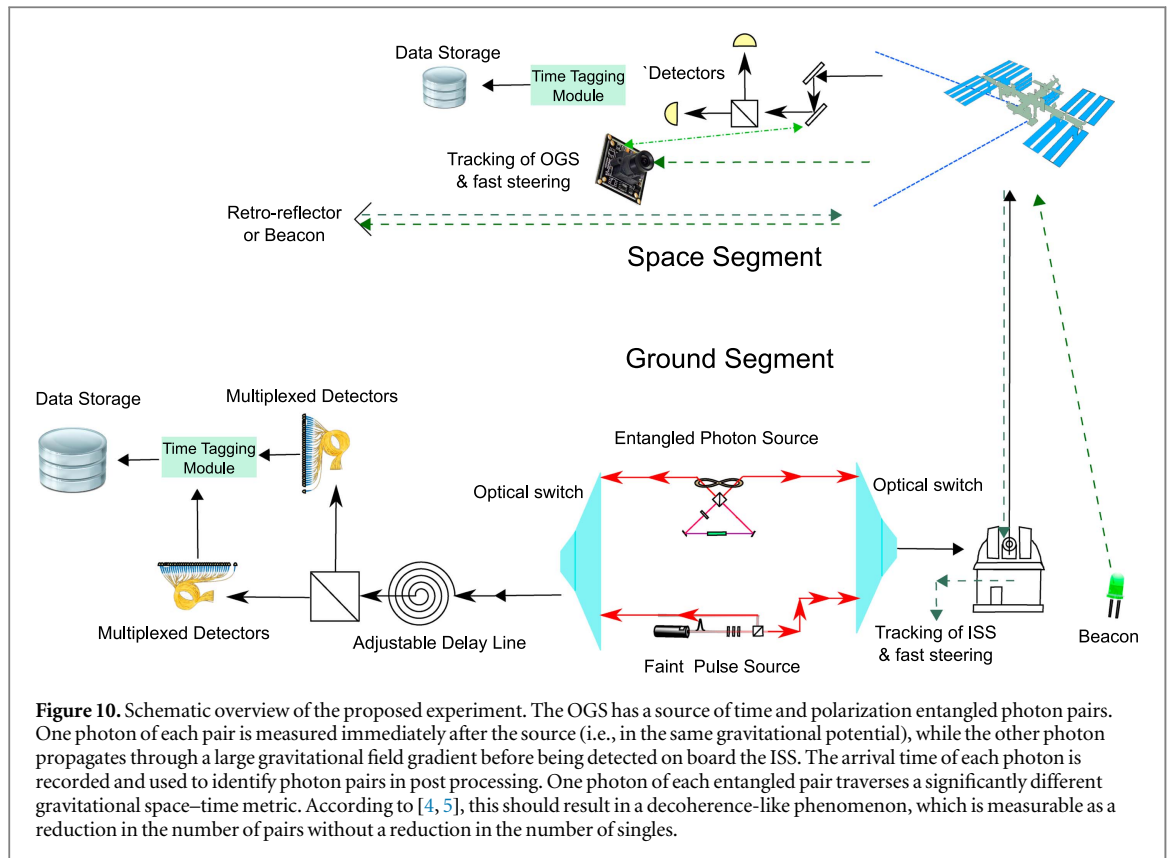
The dependence of  $D_f$  on coherence time, orbital altitude and zenith angle  $\theta$  can be calculated theoretically and is shown in figures 4–6. In each of these cases we need to measure a change in  $D_f$  ( $\delta_{D_f}$ ) between say two positions of the ISS, two different coherence times or types of sources. The minimum value of  $\delta_{D_f}$  we can resolve experimentally with one standard error is a function of the signal and noise count rates as well as  $s_i$ . For a given  $s_i = 0.05$  and a worst case loss estimate of 46 dB, we numerically vary the production rate of entangled photon pairs and compute the maximum noise count rate that will enable us to still resolve a certain value of  $\delta_{D_f}$ .

Out of the four measurements we can perform to verify the decoherence effect,  $D_f$  is least sensitive to changes in the zenith angle  $\theta$  specially near  $0^\circ$ . Nevertheless, we can show that even this measurement is feasible despite the large and worst case background count rates and fluctuations. So far there have been no measurements of the background count rates we can expect using single-photon detectors in space with a narrow field of view. This makes it very difficult to estimate the background count rates we will observe in the final experiment. Our best estimates predict between 1000 and 5000 counts per second. The maximum field of view (MFOV) of the telescope through the WORF window on the ISS depends on the details of how it is mounted and how much room there is for the telescope to move. In the worst case the MFOV is limited to  $45^\circ$ . Thus the maximum observable change in  $D_f$  is from a zenith angle  $\theta$  of  $0^\circ$ – $22.5^\circ$ . Here  $\delta_{D_f}$  is 0.051 or approximately 5% (see figure 6). As seen in figure 9 we can tolerate up to 6000 noise counts per second and still be able to resolve this change. We emphasize that this is only a worst case estimate and the actual experiment can be expected to be much more sensitive because only a small fraction of the background light will follow a LND due to atmospheric turbulence as we expect the largest contribution to be light reflected from clouds, the upper atmosphere, or the ISS itself.

Similarly a 5%  $\delta_{D_f}$  can be obtained by changing the coherence time from 0.8 to 0.864 ps which corresponds to a decrease in the bandwidth by 0.14 nm. It can also be obtained by varying the orbital altitude of the ISS by  $\approx 31$  km. Thus in the worst case (i.e., with a noise count rate of  $2000 \text{ s}^{-1}$  for each of the two ISS based detectors), we will be able to detect the effect if we were to change the bandwidth by about 0.16 nm, the altitude by  $\approx 31$  km, or the zenith angle  $\theta$  by  $22.5^\circ$ .

The sensitivity of our measurements to a change in  $D_f$  is strongly dependent on the noise count rate (as seen in figure 9). The noise count rate consists of the background counts and dark counts. The former is roughly constant throughout the mission duration while the latter increases over time due to radiation damage to the detectors. The appendix details this effect and shows the maximum tolerable background count rate at various mission durations. Decreasing the noise count rate to  $950 \text{ s}^{-1}$  on each detector allows us to be sensitive to a change in  $D_f$  of 2.5%. Thus the smallest change in orbital height that could be used to detect the decoherence





effect is about 15 km. Obtained when the orbital altitude changes from 400 to 415 km at the zenith of the OGS when using a coherence time of 0.8 ps (see Figure 5). Similarly, the smallest change in bandwidth that results in the smallest measurable change in  $D_f$  of 2.5% is about 0.08 nm, obtained by changing the coherence time from 0.8 to 0.84 ps at an orbital altitude of 400 km and at the zenith of the OGS.

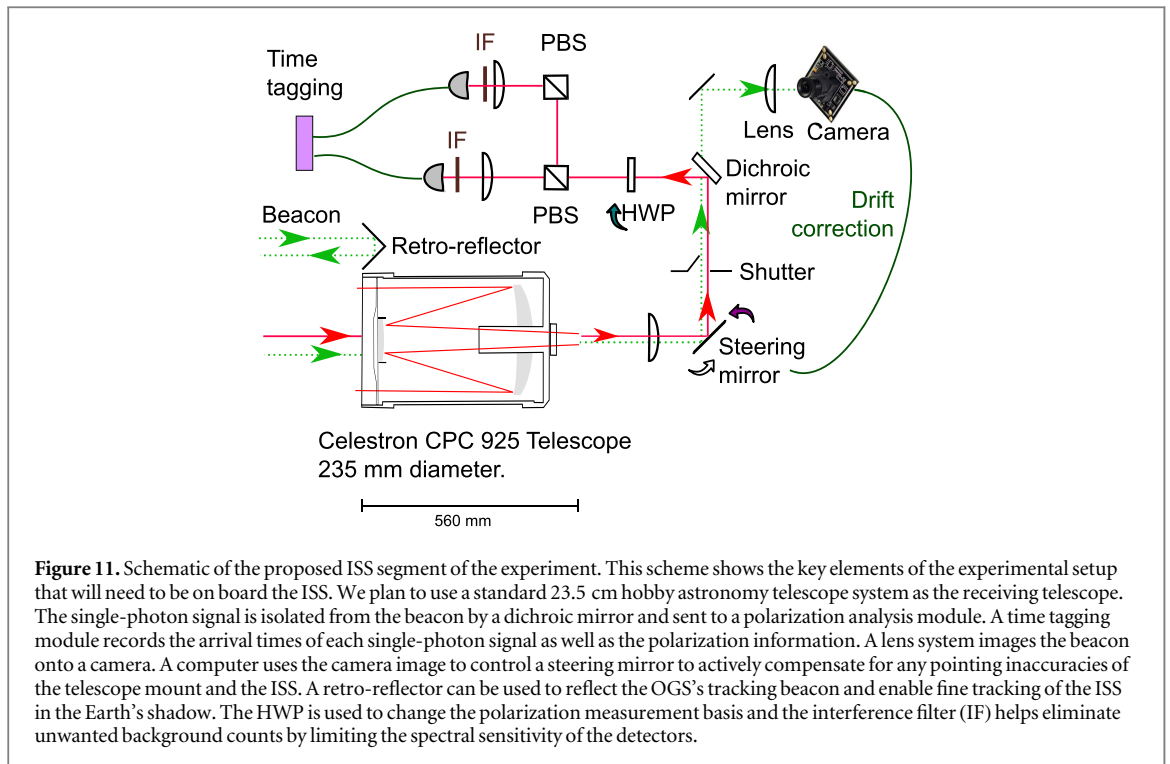
We can clearly see that the best possible measurements of  $D_f$  are to study the variation with coherence time (due to its sensitivity) and to make a comparison of the EPPS with a FPS. The experimental design can be adapted for other satellites, such as the recently launched QKD satellite [29], provided that the noise levels in the system are sufficiently low to allow the accurate differentiate gravitational effects from other sources of noise.

#### 4. Proposed experiment

The previous sections have shown how to calculate the effect and that it is experimentally measurable. In this section we discuss details about the experimental realization of Space QUEST. Figure 10 shows a schematic overview of the experiment as well as key features of the OGS. Weather conditions and the flight path of the ISS prevent a single OGS from making the most of this experiment. Thus, it is advantageous to have several OGSs, for which there are several suitable candidates including but not limited to the Tide/Izaña observatories at Tenerife [26, 30], Matera Laser Ranging Observatory [31], OGS Oberpfaffenhofen [32] and transportable OGS [33, 34], many of which have already been used for quantum experiments [32, 35–37]. To enable quantum communication and Bell test experiments the ISS module includes two detectors and a polarizing beam splitter (PBS) while the EPPS on ground is also capable of producing polarization entangled states.

The ISS (with a limited field of view of  $\pm 37^\circ$  in the best case) and an OGS can maintain an optical link for about 10–300 s during a usable pass. During this time, the OGS and ISS should acquire each other and commence tracking, perform housekeeping/maintenance measurements and then start the experiment. We can divide each experiment into several integration time windows of say 1 s each, during which calibration measurements are followed by the quantum experiment. We suggest the following utilization pattern for each integration time window:

- 5% for measuring the intrinsic dark counts of the detectors by using a shutter to block all incident light.
- 15% for measuring the background count rate by blocking the transmission of optical signals at the OGS.



- 10% for measuring the optical link loss by sending pulses of known intensity. The measurement of time delays, clock synchronization and polarization distortions can be performed in this time window by controlling the duration, timing, and polarization of the calibration pulses.
- 29% of the time for experiments with the FPS ('classical system').
- 40% of the time for experiments with the EPPS ('quantum entangled system').
- 1% for switching between the various modes.

One possible implementation of the experimental setup on board the ISS is shown in figure 11. The single-photon signals are collected by a receiving telescope (mounted facing the Earth and capable of tracking the OGS), separated by a polarization analysis module (consisting of an adjustable half wave plate (HWP) and a PBS), and detected by single-photon detectors (with a jitter  $< 2$  ns) after they pass through narrowband interference filters (IF), which remove the majority of background noise. Time tagging electronics record the arrival time of each photon with a resolution of  $\approx 100$  ps. A beacon laser emitted by the OGS is used for tracking. The laser is separated from the single-photon signal by a dichroic mirror and detected using a camera. An optional steering mirror can be used for fine tracking. An optical shutter is necessary to prevent damage to the detectors due to bright light. Lastly, a retro-reflector for the beacon (or a second beacon laser), mounted near the receiving telescope, enables the OGS to track the receiver.

The bulk of the setup in space consists of the receiving telescope. Fortunately we can use the existing telescope ('ISERV') from the 'SERVIR' mission on board the ISS—which consists of a stable automatic tracking mechanism for photographing the Earth's surface, as well as a 23.5 cm diameter Schmidt–Cassegrain telescope both of which are currently installed in the Earth facing WORF window of the ISS. The remainder of the minimalistic setup shown in figure 11 will be built as a compact attachment to the eye-piece of the receiver. Si avalanche photodiodes (APDs) with thermoelectric cooling can be used for photon detection (see appendix). The time tagged information can be used in conjunction with its counterpart on the ground to identify pairs and look for gravitational decoherence. Meanwhile, the polarization information can be used to verify the quantum nature of the system via Bell tests and perform quantum communication.

On the other hand, the OGS shall be capable of:

- Quickly (in  $\approx 0.1$  ms) switching between different sources or blocking the output.
- Providing an adjustable delay (of up to  $\approx 0.1$ – $1$   $\mu$ s) to ensure a space-like separation of detection events.

- Measuring and storing the data from the extremely high pair production rates. This could be achieved using arrays of detectors. We estimate that  $\approx 390$  TB of data will need to be stored (over a half year mission duration).
- Compensating for polarization drifts after dedicated calibration measurements. The multi-layered, thick windows on the ISS may cause angle dependent polarization rotations.

All of these requirements can be accomplished with existing technology. The biggest challenge is the production of a few hundred million photon pairs per second. We currently have a type 0 periodically poled potassium titanyl phosphate based source capable of producing  $8 \times 10^6$  photon pairs/s/mW of pump power. Increasing the pump power would in principle allow us to generate at the required pair rates. The ground based detectors should be capable of detecting a singles rate of  $> 1.5 \times 10^9$  photons  $s^{-1}$ . This can be done by multiplexing several detectors. In principle single-photon detector arrays like Si APD arrays with  $\approx 200$  pixels or nanowire arrays with  $\approx 16$ – $32$  pixels could be built which would be ideal candidates. For example, the lunar laser communication demonstration used 4 arrays of 4 nanowire detectors [38] and APD arrays are commercially available [39]. Such systems can be adapted/combined for use in the OGS. The ground and spaced based detection schemes together should be able to correctly identify photon pairs. Which means that the bin width (limited by the timing jitter of the electronics) must be much smaller than the mean time between local detection events. Thus a jitter of better than 225 ps would be sufficient to ensure that the probability that two photons arrive in the same bin is less than 0.05 (assuming Poissonian statistics). Further, we estimate that the total system detection efficiency of the multiplexed detectors should be better than 20%.

Similarly the very simple ISS segment shown in figure 11 shall be able to:

- Measure the arrival time of photons with a resolution of 100 ps<sup>44</sup> as well as measure the incoming photons in a selectable linear polarization basis. The detectors should be capable of measuring up to<sup>45</sup> 250000 photons  $s^{-1}$  (the maximum expected rate when the OGS produces  $300 \times 10^6$  pairs  $s^{-1}$ ).
- Time synchronization of the Space QUEST clock on board the ISS with the OGS clock to better than 100 ns<sup>46</sup>.
- Store the  $\approx 2$  TB of data (generated over a mission duration of half a year). We note that all data analysis is done in post processing. On board measurements are not needed in real time and can be provided on a hard drive at the end of the mission. The near real-time data transfer can be limited to housekeeping and calibration/verification data thus reducing the load on the limited communication bandwidth of the ISS.
- Track and maintain the OGS within the field of view of the detectors. For the schematic shown in figure 11 a 500  $\mu\text{m}$  diameter of the active area would be sufficient for tracking given an atmospheric scintillation index  $< 0.1$ .

The requirements of the ISS segment can be met with existing commercial technology.

## 5. Discussion and conclusions

In this paper we have evaluated various methods to measure the gravitational decoherence effect. We have identified the best and most scientifically rigorous way forward while using existing commercially available technologies, studied the feasibility of the scheme and identified key requirements and hurdles towards implementing this experiment in a ground to ISS uplink scenario. We have shown the comparative simplicity of the end-to-end system, with most of the complexity on the ground, as well as the feasibility of the experiment for the ISS.

The observation of a decoherence effect in the proposed experiment would cause a paradigm shift in our understanding of QM in the presence of gravity.

The absence of decoherence in this experiment would suggest that QM should not be modified in order to conform to the predictions of at least some classes of GR theories. One motivation for the event-operator model is consistency with non-hyperbolic space–times such as CTCs. Thus a plausible conclusion in this case is that GR has to be modified to accommodate (linear) QM, in one of the following possible ways:

<sup>44</sup> The time tagging resolution, i.e., digitization bin width, should be much better than the detector jitter (specified earlier as  $< 2$  ns) to avoid additionally broadening coincidence peak and to facilitate accurate clock synchronization by means of accurately measuring the timing position of the coincidence peak.

<sup>45</sup> The corresponding pair rate as seen between the ISS and ground is estimated to be  $\approx 5000$  pairs  $s^{-1}$ .

<sup>46</sup> Using a clock, on board the ISS, synchronized to within a few tens of ps of the OGS clock is prohibitively expensive. Instead we can exploit the strong time correlations of photon pairs or that of the FPS to correlate the time tags between the ISS and OGS in post processing.

1. It may be that the nonlinearity only manifests in cases where the local curvature is due to the presence of a closed time-like curve (CTC) somewhere in space-time (and not due to, e.g., a massive planet). However, this would imply that local physics can depend on the global topology of space-time, in violation of the equivalence principle.
2. Physical laws (such as unknown quantum gravity effects) might prevent CTCs from existing at all, which would remove the motivation for the nonlinear model considered here. However, since CTCs are a direct prediction of GR, this option would clearly require a modification of GR.
3. It may be that CTCs can exist, and their nonlinear effects can be observed in general curved space-times, but that the nonlinearity is described by a model other than the event-operator model, for example a field theory extension of post-selected CTCs (P-CTCs) along the lines of the path integral approaches discussed in [40–42]. In this case, the experiment would place bounds on the size of this nonlinearity.
4. Finally, it could be that the event-operator model is correct, but decoherence is not observed because all correlations are fundamentally classical (i.e., entanglement is really the result of a classical realistic hidden-variable theory). Due to Bell's theorem, this would imply reality is non-local, which is arguably contrary to the local structure of GR.

The only one of the above options that does not immediately require a modification of GR is option (3). However, there is evidence that P-CTCs and possibly other CTC models would imply the ability to signal information between events that are not causally connected in the space-time metric, also violating a basic principle of GR. Although it might be possible to find a model that does not have this pathological feature, nobody has yet seen how to achieve this despite much effort, making it unlikely to be the case.

Thus, the significance of the experiment can be summarized as deciding whether QM becomes nonlinear in the presence of gravity (in which case decoherence is predicted), or whether the theory of GR will ultimately need to be changed in order to allow for the linearity of QM (if entanglement is seen to be preserved).

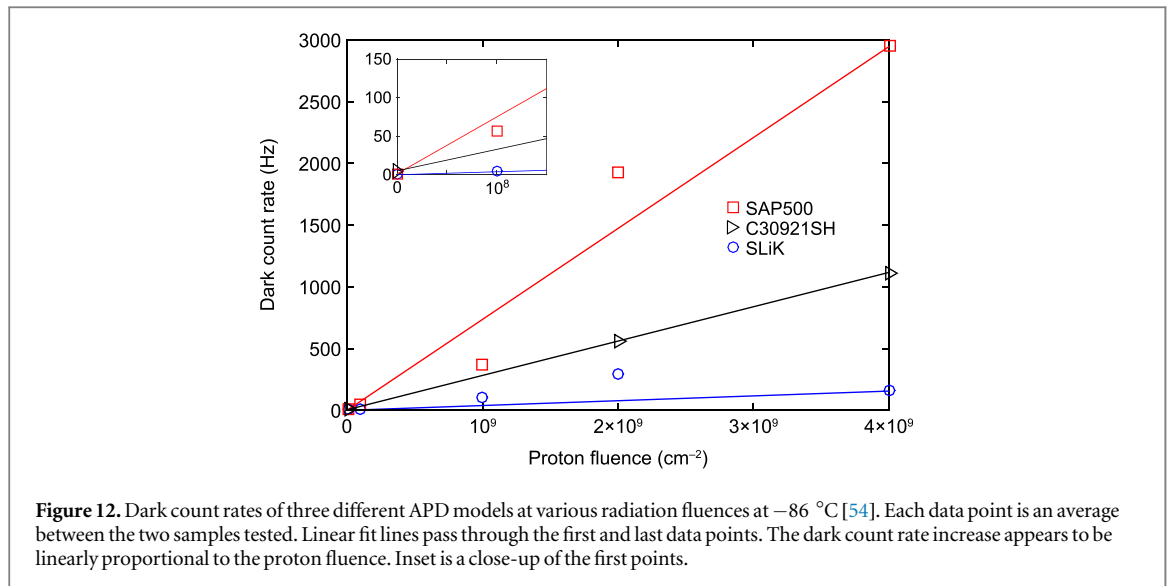
To have a scientific payload outside the ISS is more demanding than locating it inside the ISS [37]. The approach proposed in this paper significantly reduces the financial burden but is constrained by safety requirements applicable to internal payloads. Still, it can be implemented, making use of already available infrastructures and hardware. In addition, it has a very low-cost and it can be easily upgraded.

The primary objective of the Space QUEST mission is to search for the gravitational decoherence effect. However, the secondary objectives of the mission include quantum communication in an uplink between the ground and the ISS. The setup we proposed here would be more than sufficient to achieve this as it exceeds the requirements given in [12].

In this paper, we have shown that the experiment is feasible and discussed its scientific importance for all possible outcomes. Furthermore, all technologies, instruments and other requirements of the mission are readily achievable using existing commercially available products. Several key components needed by this experiment are already on board the ISS [43, 44], which drastically reduces the cost of the proposed mission. We strongly believe that this experiment or similar needs to be undertaken to resolve the above mentioned scientific conundrums.

## Acknowledgments

This work was funded by ESA under the grant number: 20772/07/NL/VJ (Topical Team). We also thank the Austrian Research Promotion Agency (FFG-ALR contracts 854022 and 866025), the European Space Agency (ESA-ARTES contract 4000112591/14/NL/US) and the Austrian Science Fund (FWF-SFB contract F40) We would like to thank all members of the ESA topical team for their suggestions. We specially thank our counterparts at ESA Olivier Minster, Nadine Boersma and Zoran Sodnik. Finally we wish to thank Norbert Lütkenhaus and Cesare Barbieri for their support and contributions to the Space QUEST mission. VP acknowledges financial support from the Spanish Ministry of Economy and Competitiveness through the Severo Ochoa program for Centres of Excellence in R&D (SEV-2015-0522), from Fundaci Privada Cellex, and from Generalitat de Catalunya through the CERCA program. TCR acknowledges support by the Australian Research Council Centre of Excellence for Quantum Computation and Communication Technology (Project No. CE110001027). WM, JR and SKJ would like to acknowledge the funding from the Quantum Communications Hub, funded under EPSRC grant EP/M013472/1.



### Appendix. Feasibility of using Si APDs as single-photon detectors in the ISS segment

Silicon APDs are good candidates for detectors in the ISS segment, because they have good photon detection characteristics around 830 nm, are well understood, widely used in quantum optics, and do not require deep cryogenic cooling [45]. However, proton radiation present in LEO damages the APDs and drastically increases their dark count rate over time [46–50]. Here we simulate the radiation environment inside the ISS to study the feasibility of using Si APDs. Although the mission duration is expected to be less than a year, we calculate for a 2 year exposure to have a contingency margin.

We use SPENVIS radiation simulation software for the ISS orbit (51.64° inclination, 401 km perigee, 409 km apogee, and 15.54 orbits per day). For proton radiation flux, we assume the solar minimum, because the solar cycle 24 will be at the solar minimum in 2018–2020, which gives the worst radiation damage to the APDs<sup>47</sup>. We assume that the detector module includes 20 mm thick spherical aluminum shielding. Storing it in a random place inside the ISS typically adds 10 mm further shielding by the pressure vessel and micro-meteoroid orbital debris impact shield of the ISS [52, 53]. We thus simulate for a total of 30 mm spherical aluminum shielding. Displacement damage dose (DDD) after 2 years under these assumptions is  $1.27 \times 10^6\text{ MeV g}^{-1}$ . While the simulated DDD monotonically decreases with increased shield thickness, it does not depend on it strongly for thicknesses that can reasonably be used in this mission. E.g., doubling the total thickness to 60 mm would less than halve the DDD, while adding significant extra weight to the detector module.

We base our dark count rate estimates on proton irradiation tests reported in [54]. Three different commercial models of thick-junction Si APDs were tested: Excelitas SLiK, Excelitas C30921SH, and Laser Components SAP500. The samples were irradiated by monochromatic 100 MeV proton beam, at fluences of  $10^8$ ,  $10^9$ ,  $2 \times 10^9$ , and  $4 \times 10^9\text{ cm}^{-2}$ . Two samples of each model were irradiated at each fluence, then their dark count rates measured at 20 V overvoltage<sup>48</sup> and several temperatures down to  $-86\text{ }^{\circ}\text{C}$  (see figure 12). The increase of the dark count rate appeared to be roughly linear on the fluence, although some sample-to-sample variation was observed, up to a factor of 3. Unpublished data at  $-60\text{ }^{\circ}\text{C}$  yielded similar conclusions.

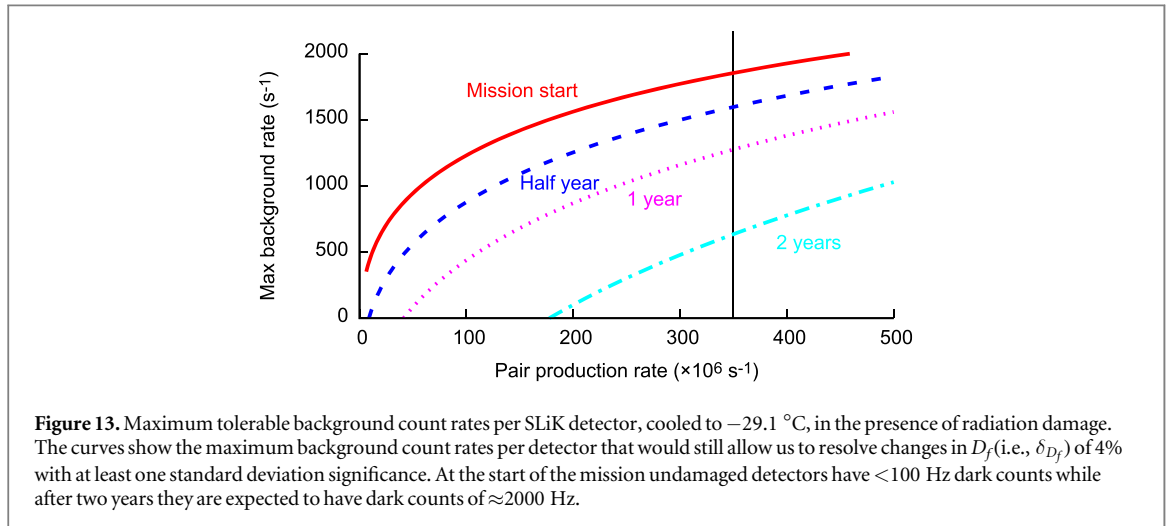
Our DDD value calculated above is equivalent to  $5 \times 10^8\text{ cm}^{-2}$  at 100 MeV monochromatic proton fluence in the above test. Taking into account exponential dependence of the dark count rate on temperature [54], we estimate the APD temperature required to reach the dark count rates of 200, 660, and 2000 Hz at the end of the 2 year mission. The results are listed in table 1. However, sample-to-sample variations and uncertainty of radiation environment prediction [50] necessitate a reserve factor. We assume the detector design needs to be able to cope with factor of 3 worse dark count rates than predicted, which requires cooling by an additional  $\approx 15\text{ }^{\circ}\text{C}$ . Thus, to guarantee dark count rate below 2000 Hz per APD, the detector module should be capable of cooling SLiK APDs to  $-45\text{ }^{\circ}\text{C}$  and C30921SH to  $-65\text{ }^{\circ}\text{C}$ . At these temperatures, afterpulsing probability of SLiK and C30921SH is projected to stay below 1% [54]. These temperatures are achievable with thermoelectric cooling and forced-convection air radiator at room temperature [55]. However cooling below  $-65\text{ }^{\circ}\text{C}$  may

<sup>47</sup> Increased UV radiation and solar activity at solar maximum cause the Earth's atmosphere to expand which removes trapped protons in the radiation belts [51].

<sup>48</sup> For Si APDs, detector performance weakly depends on the overvoltage. Detection efficiency and dark count rate increase, while jitter decreases at higher overvoltage [45].

**Table 1.** Estimated APD temperature required to reach various dark count rates after 2 years in orbit.

APD model	200 Hz	660 Hz	2000 Hz
SLiK	−57.4 °C	−42.7 °C	−29.1 °C
C30921SH	−81.5 °C	−65.1 °C	−49.8 °C
SAP500	−95.6 °C	−77.1 °C	−59.9 °C



**Figure 13.** Maximum tolerable background count rates per SLiK detector, cooled to  $-29.1\text{ }^{\circ}\text{C}$ , in the presence of radiation damage. The curves show the maximum background count rates per detector that would still allow us to resolve changes in  $D_f$  (i.e.,  $\delta_{D_f}$ ) of 4% with at least one standard deviation significance. At the start of the mission undamaged detectors have  $<100\text{ Hz}$  dark counts while after two years they are expected to have dark counts of  $\approx 2000\text{ Hz}$ .

require a more complex design, possibly using a compact Stirling cooler. If a sufficient cooling system cannot be provided, implementing additional radiation damage mitigation methods can be considered, such as in-orbit thermal annealing [54] or laser annealing [56].

Both the dark count rate and the background count rate play a vital role in the mission feasibility. Due to the increase in dark count rates from radiation damage the maximum acceptable background rate decreases over time. Figure 13 shows the maximum tolerable background count rate for the SLiK detector cooled to  $-29.1\text{ }^{\circ}\text{C}$ , for various mission durations. This is calculated in the same way as figure 9 using the expected dark count rates at the end of various mission durations. As seen from table 1 cooling the detector further can drastically reduce the dark counts. This would also improve the sensitivity at which this mission can measure the gravitational decoherence effect. We predict a background count rate of about  $500\text{ s}^{-1}$  for each detector. After 2 years of radiation exposure the measurements of gravitational decoherence would only be possible for pair production rates  $> 300 \times 10^6\text{ s}^{-1}$  and would rapidly become impossible for longer mission durations. We note that it is unlikely that the Space QUEST mission duration would exceed 6 months to a year. Nevertheless to maintain significant safety margins, we recommend that the gravitational decoherence experiments be conducted in the early states of the mission and the secondary objectives be attempted later on. Further, most secondary objectives like quantum communication, light pollution measurements, etc can still be successful with much larger dark count rates.

In summary, commercial thick-junction Si APD chips from Excelitas (SLiK) appear to be a suitable choice for the ISS segment, especially given that our science experiments can tolerate dark count rate of 1000–2000 Hz per detector. The detector module will need to use a custom thermal design and electronics [55, 57]. The noise budget presented in this paper already accounts for noise rates of up to  $3000\text{ s}^{-1}$  per space based detector, of which we conservatively estimate that  $500\text{ count s}^{-1}$  can be attributed to the background count rate. Thus the mission is feasible with the minimal radiation shielding provided by the ISS module. Further shielding could help increase the sensitivity of the decoherence measurement.

## ORCID iDs

Siddarth Koduru Joshi  <https://orcid.org/0000-0003-4987-457X>

Jacques Pienaar  <https://orcid.org/0000-0002-5445-824X>

Jin Gyu Lim  <https://orcid.org/0000-0002-0523-6587>

David Edward Bruschi  <https://orcid.org/0000-0002-3816-5439>

Eleni Diamanti  <https://orcid.org/0000-0003-1795-5711>

Gregor Weihs  <https://orcid.org/0000-0003-2260-3008>



## References

- [1] Bruschi D E, Ralph T C, Fuentes I, Jennewein T and Razavi M 2014 Spacetime effects on satellite-based quantum communications *Phys. Rev. D* **90** 045041
- [2] Bruschi D E, Datta A, Ursin R, Ralph T C and Fuentes I 2014 Quantum estimation of the Schwarzschild spacetime parameters of the Earth *Phys. Rev. D* **90** 124001
- [3] Kohlrus J, Bruschi D E, Louko J and Fuentes I 2017 Quantum communications and quantum metrology in the spacetime of a rotating planet *EPL Quantum Technology* **4** 7
- [4] Ralph T C and Pienaar J 2014 Entanglement decoherence in a gravitational well according to the event formalism *New J. Phys.* **16** 85008
- [5] Ralph T C, Milburn G J and Downes T 2009 Quantum connectivity of space–time and gravitationally induced decorrelation of entanglement *Phys. Rev. A* **79** 22121
- [6] Anastopoulos C and Hu B L 2013 A master equation for gravitational decoherence: probing the textures of spacetime *Class. Quantum Grav.* **30** 165007
- [7] Wang C H-T, Bingham R and Mendonça J T 2006 Quantum gravitational decoherence of matter waves *Class. Quantum Grav.* **23** L59
- [8] Breuer H-P, Göckl E and Lämmerzahl C 2009 Metric fluctuations and decoherence *Class. Quantum Grav.* **26** 105012
- [9] Kay B S 1998 Decoherence of macroscopic closed systems within Newtonian quantum gravity *Class. Quantum Grav.* **15** L89
- [10] Das S and Vagenas E C 2008 Universality of Quantum Gravity Corrections *Phys. Rev. Lett.* **101** 221301
- [11] Pikovski I, Vanner M, Aspelmeyer M, Kim M and Brukner C 2012 Probing Planck-scale physics with quantum optics *Nat. Phys.* **8** 393–7
- [12] Scheidl T, Wille E and Ursin R 2013 Quantum optics experiments using the international space station: a proposal *New J. Phys.* **15** 1–11
- [13] Hemmati H 2006 *Deep Space Optical Communications* vol 11 (New York: Wiley)
- [14] Xie G, Wang F, Dang A and Guo H 2011 A novel polarization-multiplexing system for free-space optical links *IEEE Photonics Technol. Lett.* **23** 1484–6
- [15] Weedbrook C, Pirandola S, García-Patrón R, Cerf N J, Ralph T C, Shapiro J H and Lloyd S 2012 Gaussian quantum information *Rev. Mod. Phys.* **84** 621
- [16] Kent A 2005 Causal quantum theory and the collapse locality loophole *Phys. Rev. A* **72** 012107
- [17] Kent A 2005 Nonlinearity without superluminality *Phys. Rev. A* **72** 12108
- [18] Cavalcanti E G, Menicucci N C and Pienaar J L 2012 The preparation problem in nonlinear extensions of quantum theory arXiv:1206.2725
- [19] Salart D, Baas A, van Houwelingen J A W, Gisin N and Zbinden H 2008 Spacelike separation in a bell test assuming gravitationally induced collapses *Phys. Rev. Lett.* **100** 220404
- [20] Ralph T C, Milburn G J and Downes T 2006 Gravitationally induced decoherence of optical entanglement arXiv:quant-ph/0609139
- [21] Pienaar J 2016 Event operators in the Schrödinger picture 1–12
- [22] Burnham D C and Weinberg D L 1970 Observation of simultaneity in parametric production of optical photon pairs *Phys. Rev. Lett.* **25** 84
- [23] Bourgoin J P et al 2013 A comprehensive design and performance analysis of low Earth orbit satellite quantum communication *New J. Phys.* **15** 023006
- [24] García-Lorenzo B, Eff-Darwich A, Fuensalida J J and Castro-Almazán J 2009 Adaptive optics parameters connection to wind speed at the teide observatory *Mon. Not. R. Astron. Soc.* **397** 1633–46
- [25] Barrios R et al 2015 Rivoli linkbudget app, radio over optical GEO feeder links ESA contract 4000111778/14/nl/fe
- [26] Weigel T, Kudielka K, Thieme B, Mannstein H, Meyer R, Werner C, Banakh V, Holota W and Manhart S 2011 Optical ground station. Online <http://gsp.ESA.int/documents/10192/43064675/C14231ExS.pdf>, (ESA Contr. No.: 14231/00/NL/WK):0–32
- [27] Semenov A A and Vogel W 2010 Entanglement transfer through the turbulent atmosphere *Phys. Rev. A* **81** 023835
- [28] Capraro I, Tomaello A, Dall'Arche A, Gerlin F, Ursin R, Vallone G and Villoresi P 2012 Impact of turbulence in long range quantum and classical communications *Phys. Rev. Lett.* **109** 1–5
- [29] Liao S-K et al 2017 Satellite-to-ground quantum key distribution *Nature* **549** 43
- [30] Meyer R, Werner C, Banakh V and Holota W 2011 Optical Ground Station. *Darwin*, (September 2001): 0–32
- [31] Varghese T K, Decker W M, Crooks H A and Bianco G 1993 Matera laser ranging observatory (mlro): an overview
- [32] Nauerth S, Moll F, Rau M, Fuchs C, Horwath J, Frick S and Weinfurter H 2013 Air-to-ground quantum communication *Nat. Photon.* **7** 382–6
- [33] Fuchs C, Brechtelsbauer M, Horwath J, Shrestha A, Moll F, Giggenbach D and Schmidt C 2013 DLR's transportable optical ground station *Applications of Lasers for Sensing and Free Space Communications* (Washington, DC: OSA) pp LTu1B–3
- [34] Moll F, Shrestha A and Fuchs C 2015 Ground stations for aeronautical and space laser communications at german aerospace center *SPIE Security + Defence* (Bellingham, WA: SPIE) p 96470I
- [35] Schmitt-Manderbach T et al 2007 Experimental demonstration of free-space decoy-state quantum key distribution over 144 km *Phys. Rev. Lett.* **98** 010504
- [36] Villoresi P et al 2008 Experimental verification of the feasibility of a quantum channel between space and earth *New J. Phys.* **10** 033038
- [37] Ursin R et al 2009 Space-QUEST, experiments with quantum entanglement in space *Europhys. News* **40** 26–9
- [38] Grein M E, Kerman A J, Dauler E A, Willis M M, Romkey B, Molnar R J, Robinson B S, Murphy D V and Boroson D M 2015 An optical receiver for the lunar laser communication demonstration based on photon-counting superconducting nanowires *SPIE Sensing Technology + Applications* (Bellingham, WA: SPIE) p 949208
- [39] ID Quantique 2017 Id150 miniature 8-channel photon counter for oem applications [https://marketing.idquantique.com/acton/attachment/11868/f-0237/1/-/-/-/ID150\\_Brochure.pdf](https://marketing.idquantique.com/acton/attachment/11868/f-0237/1/-/-/-/ID150_Brochure.pdf)
- [40] Politzer H D 1994 Path integrals, density matrices, and information flow with closed timelike curves *Phys. Rev. D* **49** 3981–9
- [41] Boulware D G 1992 Quantum field theory in spaces with closed timelike curves *Phys. Rev. D* **46** 4421–41
- [42] Friedman J L, Papastamatiou N J and Simon J Z 1992 Failure of unitarity for interacting fields on spacetimes with closed timelike curves *Phys. Rev. D* **46** 4456–69
- [43] 2015 NASA. ESA nightpod (ESA nightpod) - 09.02.15 [https://www.nasa.gov/mission\\_pages/station/research/experiments/36.html](https://www.nasa.gov/mission_pages/station/research/experiments/36.html)
- [44] 2015 NASA. ISS serviv environmental research and visualization system (iserv) - 11.22.16 [https://www.nasa.gov/mission\\_pages/station/research/experiments/867.html](https://www.nasa.gov/mission_pages/station/research/experiments/867.html)
- [45] Cova S, Ghioni A, Lotito A, Rech I and Zappa F 2004 Evolution and prospects for single-photon avalanche diodes and quenching circuits *J. Mod. Opt.* **51** 1267–88

- [46] Sun X, Reusser D, Dautet H and Abshire J B 1997 Measurement of proton radiation damage to Si avalanche photodiodes *IEEE Trans. Electron Devices* **44** 2160–6
- [47] Sun X and Dautet H 2001 Proton radiation damage of SI APD single photon counters *Proc. Radiation Effects Data Workshop* (Piscataway, NJ: IEEE) pp 146–50
- [48] Sun X, Krainak M A, Abshire J B, Spinhirne J D, Trottier C, Davies M, Dautet H, Allan G R, Lukemire A T and Vandiver J C 2004 Space-qualified silicon avalanche-photodiode single-photon-counting modules *J. Mod. Opt.* **51** 1333–50
- [49] Tan Y C, Chandrasekara R, Cheng C and Ling A 2013 Silicon avalanche photodiode operation and lifetime analysis for small satellites *Opt. Express* **21** 16946
- [50] Tang Z, Chandrasekara R, Tan Y C, Cheng C, Sha L, Hiang G C, Oi D K L and Ling A 2016 Generation and analysis of correlated pairs of photons aboard a nanosatellite *Phys. Rev. Appl.* **5** 054022
- [51] AP8MIN and AP8MAX Trapped Proton Models <https://creme.isde.vanderbilt.edu/CREME-MC/help/ap8min-and-ap8max-trapped-proton-models> visited 1 June 2017
- [52] Christiansen E L 2003 *Meteoroid/debris shielding* TP 2003-210788 NASA
- [53] Christiansen E L, Nagya K, Learb D M and Priorb T G 2009 Space station MMOD shielding *Acta Astronaut.* **65** 921–9
- [54] Anisimova E, Higgins B L, Bourgoin J-P, Cranmer M, Choi E, Hudson D, Piche L P, Scott A, Makarov V and Jennewein T 2017 Mitigating radiation damage of single photon detectors for space applications *EPJ Quantum Technol.* **4** 10
- [55] Kim Y-S, Jeong Y-C, Sauge S, Makarov V and Kim Y-H 2011 Ultra-low noise single-photon detector based on Si avalanche photodiode *Rev. Sci. Instrum.* **82** 093110
- [56] Lim J G, Anisimova E, Higgins B L, Bourgoin J-P, Jennewein T and Makarov V 2017 Laser annealing heals radiation damage in avalanche photodiodes *EPJ Quantum Technology* **4** 11
- [57] Pugh C J et al 2016 Airborne demonstration of a quantum key distribution receiver payload *Quantum Sci. Technol.* **2** 024009