


Alaska Victimization Survey (AVS): Intimate Partner and Sexual Violence in the Ketchikan Gateway Borough



Council on Domestic Violence and Sexual Assault

Lauree Morton



University of Alaska Anchorage Justice Center

André B. Rosay, Brad Myrstol, Marny Rivera

Fall 2013



UNIVERSITY of ALASKA ANCHORAGE



Alaska Victimization Survey in Ketchikan

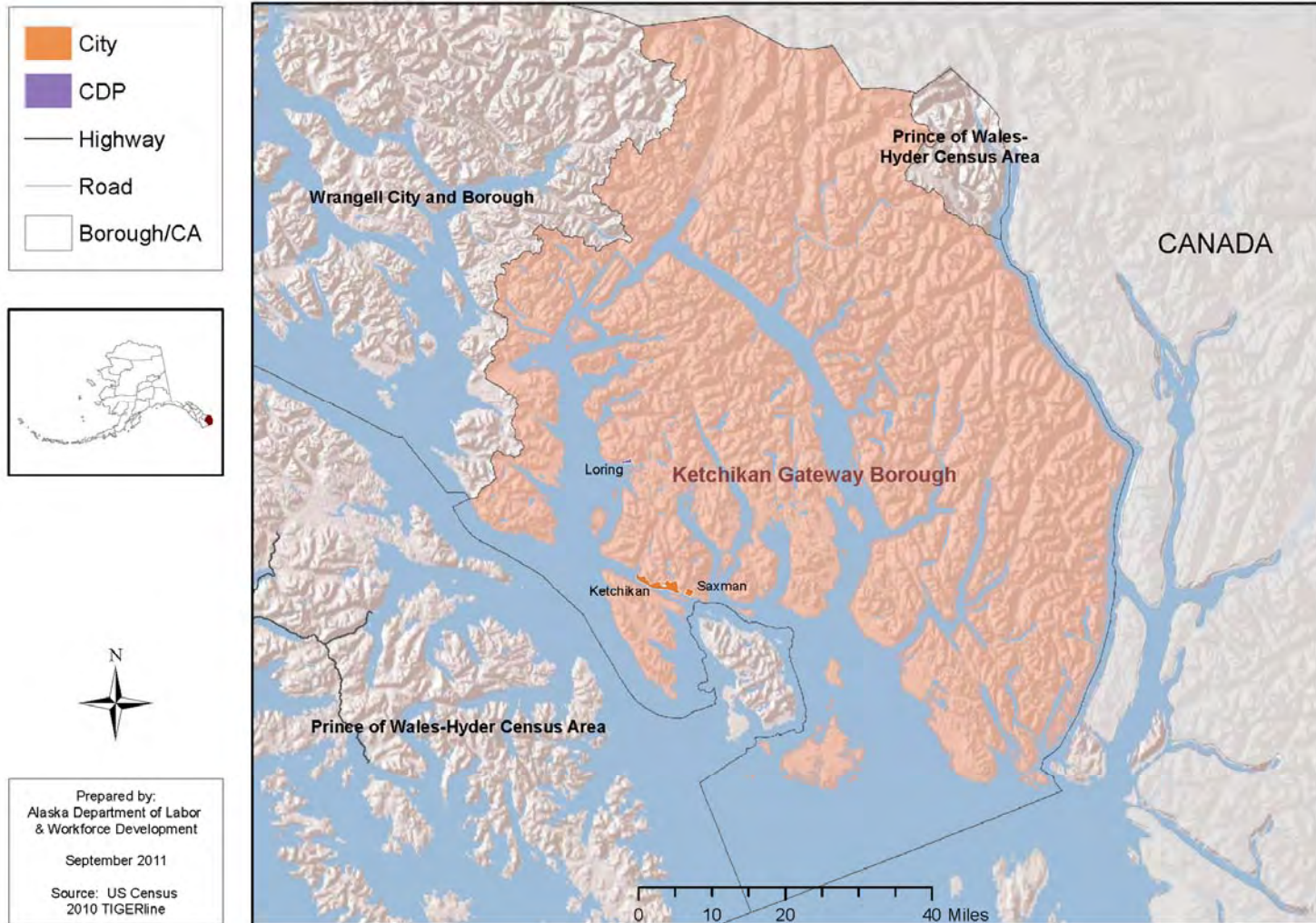


- Designed to establish a baseline for estimates of intimate partner & sexual violence in the Ketchikan Gateway Borough.
- Modeled after the National Intimate Partner and Sexual Violence Surveillance System (CDC) & the 2010 Alaska Victimization Survey (UAA).
- Surveys were administered by RTI International.
- Surveys were conducted by phone in Ketchikan Gateway Borough (spring/summer 2013).

Alaska Victimization Survey in Ketchikan



Ketchikan Gateway Borough





Alaska Victimization Survey in Ketchikan



- Survey was approved by multiple institutional review boards and supported by Women in Safe Homes and the Ketchikan Wellness Coalition.
- Survey procedures were designed to maximize the safety and confidentiality of all respondents.
- Respondents were randomly selected (only adult females were eligible to participate). Called both land lines and cell phones.
- Final sample includes 648 adult women surveyed from April to July 2013.



Alaska Victimization Survey in Ketchikan



- The sample provides a good representation of the population. Nonetheless, all results are weighted to control for selection, non-response, and coverage.
- There are some very important limitations to this survey. In particular, respondents were limited to English-speaking adult women residing in a household with at least one land or cell phone line. Surveys were only conducted from April to July 2013.



Alaska Victimization Survey in Ketchikan



- The questions in the survey are very graphic because they are “behaviorally specific.”
- For example, we ask: “How many of your romantic or sexual partners have ever slapped you?”
 - Avoid legal definitions (e.g., ‘assault’)
 - Avoid defining victims, survivors
 - Attribute blame to the perpetrators



Intimate Partner Violence Definitions




- Intimate partner violence includes two measures:
 - *A – Threats of physical violence.*
 - *B – Physical violence.*
 - *Both include intimate partners only, defined as romantic or sexual partners.*
 - *Measures are then combined into a single ‘intimate partner violence’ composite.*
- Threats of physical violence by intimate partners:
 - *Have your romantic or sexual partners made threats to physically harm you?*



Intimate Partner Violence Definitions



- **Physical violence by intimate partners:**
 - *Have your romantic or sexual partners...*
 - *Slapped you?*
 - *Pushed or shoved you?*
 - *Hit you with a fist or something hard?*
 - *Kicked you?*
 - *Hurt you by pulling your hair?*
 - *Slammed you against something?*
 - *Tried to hurt you by choking or suffocating you?*
 - *Beaten you?*
 - *Burned you on purpose?*
 - *Used a knife or gun on you?*



Intimate Partner Violence Estimates



Lifetime Estimates	Estimated %	Estimated N (out of 4,996)
Intimate Partner Violence ¹	42.5%	2,123
A. Threats	24.8%	1,239
B. Physical Violence	40.8%	2,038

1 – Includes both threats of physical violence and physical violence by intimate partners.

- *42.5% of adult women in the Ketchikan Gateway Borough (or 2,123) experienced intimate partner violence in their lifetime,*
 - *24.8% (or 1,239) experienced threats of physical violence,*
 - *40.8% (or 2,038) experienced physical violence.*




Intimate Partner Violence Estimates



Past Year Estimates	Estimated %	Estimated N (out of 4,996)
Intimate Partner Violence ¹	7.3%	365
A. Threats	2.7%	135
B. Physical Violence	6.9%	345

1 – Includes both threats of physical violence and physical violence by intimate partners.

- *7.3% of adult women in the Ketchikan Gateway Borough (or 365) experienced intimate partner violence in the past year,*
 - *2.7% (or 135) experienced threats of physical violence,*
 - *6.9% (or 345) experienced physical violence.*



Sexual Violence Definitions



- Sexual violence includes two measures:
 - A – Alcohol or drug involved sexual assault.
 - B – Forcible sexual assault.
 - Measures are not limited to intimate partners.
 - Measures are then combined into a single ‘sexual violence’ composite.
- Alcohol or drug involved sexual assault:
 - When you were alcohol or drug intoxicated and unable to consent, has anyone...
 - Had vaginal sex with you?
 - Made you receive anal sex?
 - Made you perform oral sex?
 - Made you receive oral sex?



Sexual Violence Definitions



- **Forcible sexual assault:**

- *Has anyone used physical force or threats to physically harm you to...*
 - *Make you have vaginal sex?*
 - *Make you receive anal sex?*
 - *Make you perform oral sex?*
 - *Make you receive oral sex?*
 - *Put their fingers or an object in your vagina or anus?*
 - *Try to have vaginal, oral, or anal sex with you?*




Sexual Violence Estimates



Lifetime Estimates	Estimated %	Estimated N (out of 4,996)
Sexual Violence ¹	33.2%	1,659
A. Alcohol or Drug Involved Sexual Assault	21.0%	1,049
B. Forcible Sexual Assault	26.2%	1,309

1 – Includes both alcohol or drug involved sexual assault and forcible sexual assault.

- *33.2% of adult women in the Ketchikan Gateway Borough (or 1,659) experienced sexual violence in their lifetime,*
 - *21.0% (or 1,049) experienced at least one alcohol or drug involved sexual assault,*
 - *26.2% (or 1,309) experienced at least one forcible sexual assault.*



Sexual Violence Estimates

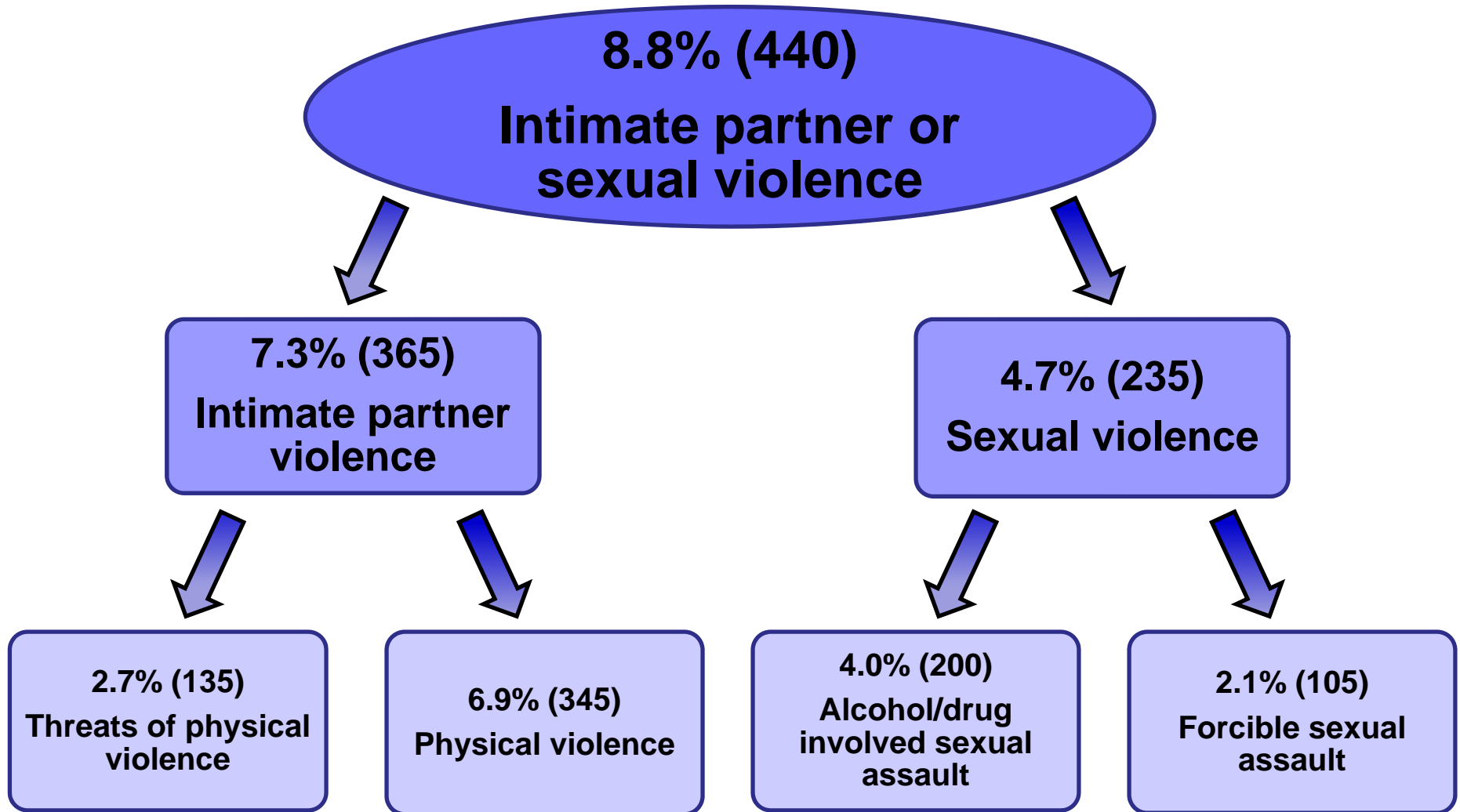


Past Year Estimates	Estimated %	Estimated N (out of 4,996)
Sexual Violence ¹	4.7%	235
A. Alcohol or Drug Involved Sexual Assault	4.0%	200
B. Forcible Sexual Assault	2.1%	105

1 – Includes both alcohol or drug involved sexual assault and forcible sexual assault.

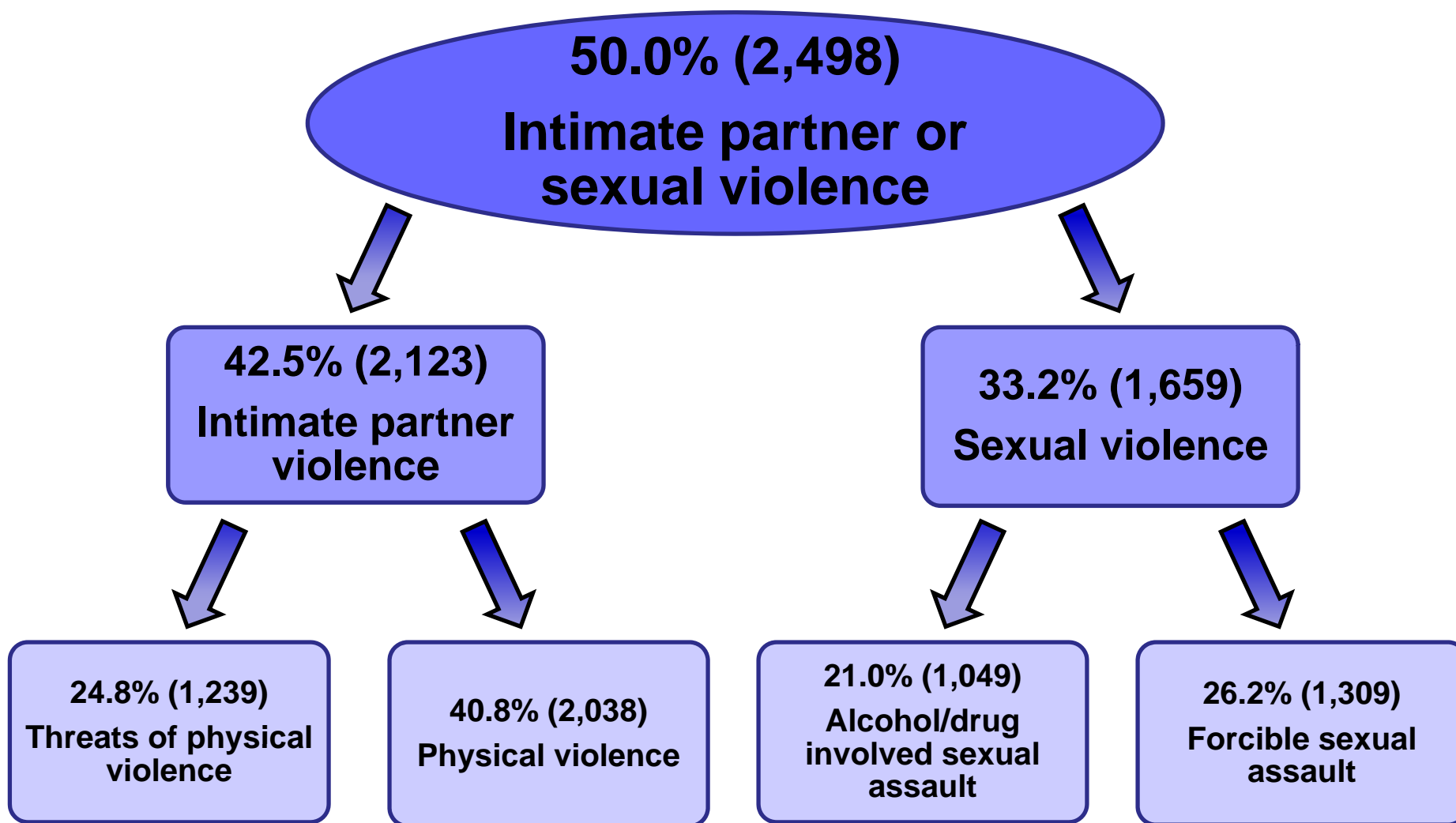
- *4.7% of adult women in the Ketchikan Gateway Borough (or 235) experienced sexual violence in the past year,*
 - *4.0% (or 200) experienced at least one alcohol or drug involved sexual assault,*
 - *2.1% (or 105) experienced at least one forcible sexual assault.*

Summary of Past Year Estimates



Note: percentages do not sum because some respondents experienced multiple victimizations.

Summary of Lifetime Estimates



Note: percentages do not sum because some respondents experienced multiple victimizations.

Lifetime Estimates



**Out of every 100 adult women
in the Ketchikan Gateway Borough:**

43 experienced intimate partner violence (IPV):



33 experienced sexual violence:



50 experienced IPV, sexual violence, or both:



0 10 20 30 40 50



Important Limitations



- Survey only provides a regional average and masks important differences (for example, differences by age or race/ethnicity).
- Survey excluded non-English speaking women, women without phone access, and women not living in a residence (e.g., shelters, hospitals, homeless, prisons). Estimates may be significantly higher among women excluded from the survey.



Important Limitations



- Measured *number of victims*, not *number of victimizations*. The number of victimizations is higher than the number of victims.
- Survey did not measure all forms of intimate partner violence or sexual violence. Estimates are therefore conservative.
- Estimates may also be conservative because of the continuing stigma of reporting intimate partner and sexual violence.



A Special Thank You!



We sincerely thank the women in the Ketchikan Gateway Borough who invested time and effort to participate in the Alaska Victimization Survey.

They re-lived horrendous experiences – experiences no one should be subjected to – to help the rest of us understand the extent of intimate partner and sexual violence in the Ketchikan Gateway Borough. Thank you!



A Special Thank You!



We also thank Women in Safe Homes and the Ketchikan Wellness Coalition




<http://www.wishak.org>




<http://www.ktnkwc.org>

Women in Safe Homes (WISH) provides a safe place, advocacy, and education for people impacted by domestic violence, sexual assault/abuse, or stalking, and to assist them as they explore their options in Southern Southeast Alaska. WISH is available 24-hours a day, every day (907-225-9474, or toll free 1-800-478-9474).



Contacts



Council on Domestic Violence and Sexual Assault

Lauree Morton, Executive Director (Juneau)

(907) 465-5503

lauree.morton@alaska.gov



University of Alaska Anchorage Justice Center

André B. Rosay, Director (Anchorage)

(907) 786-1821

abrosay@uaa.alaska.edu