

ANCHORAGE COMMUNITY INDICATORS

A PUBLICATION OF THE JUSTICE CENTER

April 2004

University of Alaska Anchorage

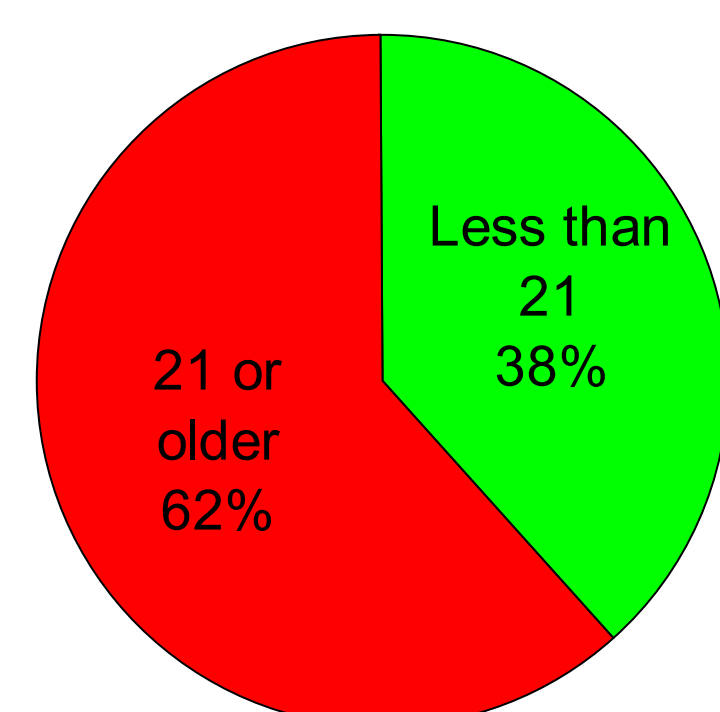
Series 2, No. 3

Sexual Assault Study: Differences by Age of Victim Catherine Morris and André Rosay

DATA:

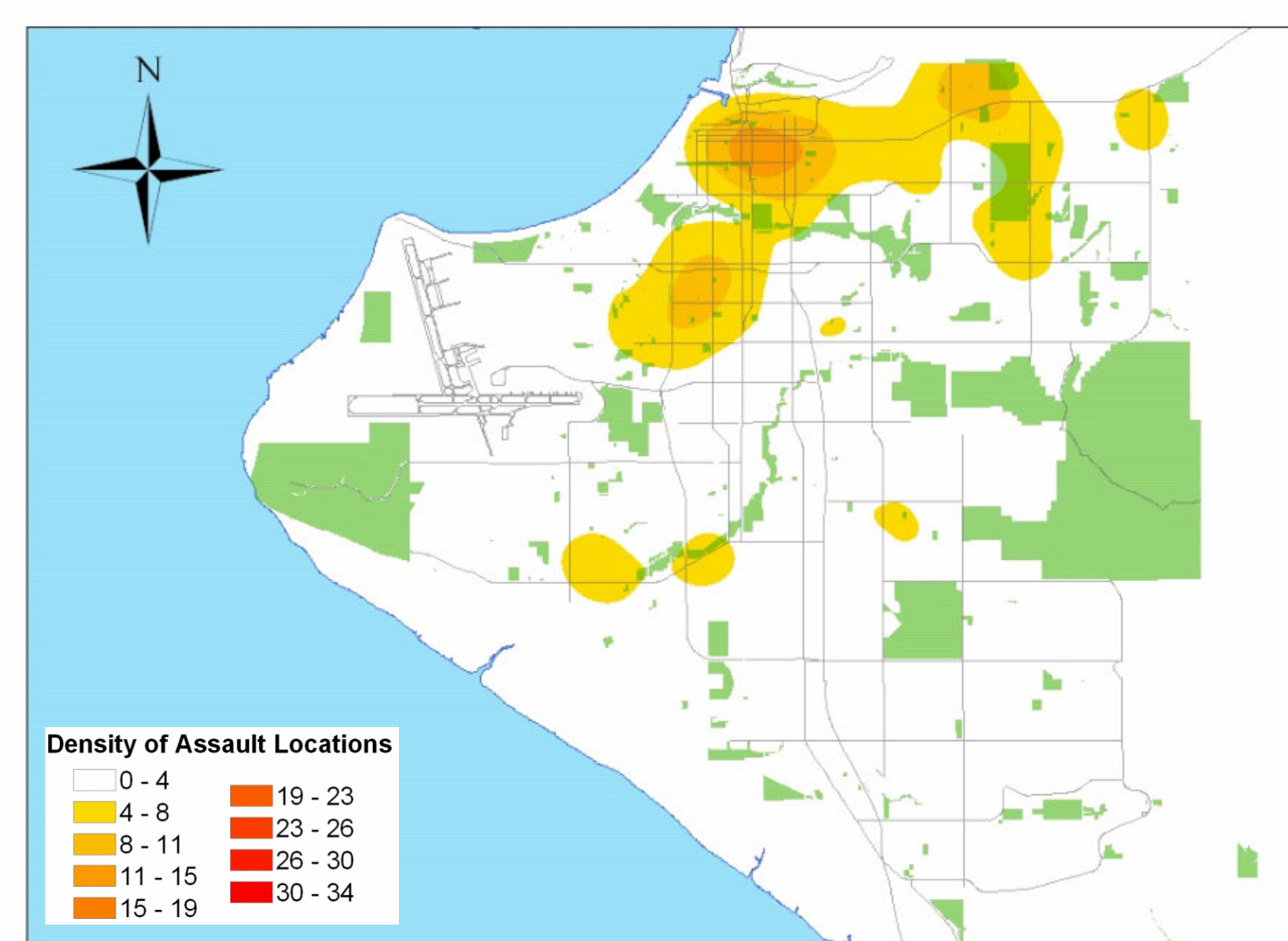
This analysis is based on 541 sexual assaults reported to the Anchorage Police Department in 2000 and 2001. More specifically, this analysis compares the 210 victims that were less than 21 years old to the 339 victims that were 21 years old or older.

Most suspects were older than their victims. On average, suspects were 5 years older than victims.

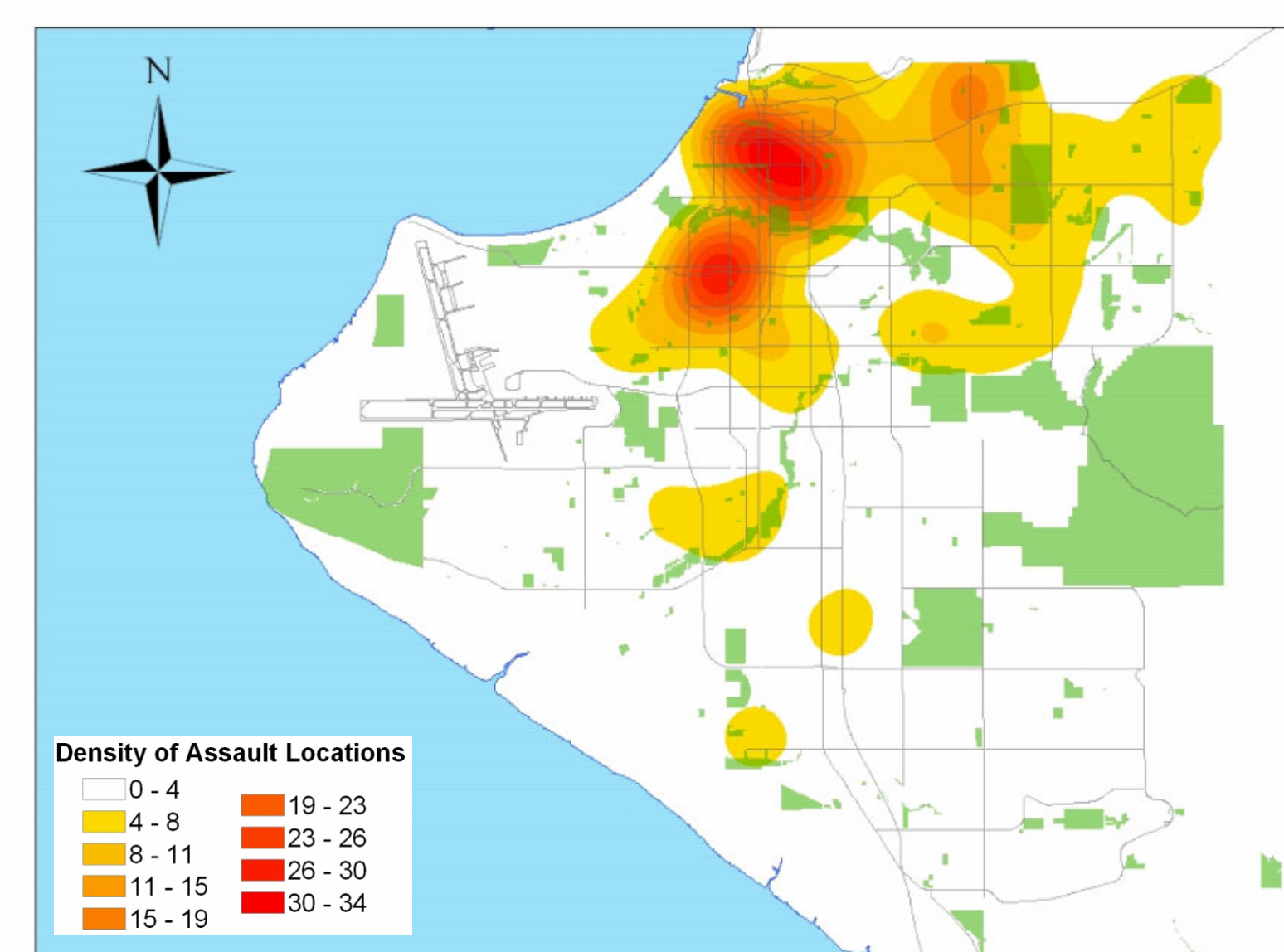


SEXUAL ASSAULT DENSITIES BY AGE OF VICTIM

LESS THAN 21



21 OR MORE



ALCOHOL USE

Victim	Less Than 21		21 or More	
	N	%	N	%
Yes	60	58.8	106	64.2
No	42	41.2	59	35.8
Total	102	100.0	165	100.0

Suspect	Less Than 21		21 or More	
	N	%	N	%
Yes	61	73.5	93	78.2
No	22	26.5	26	21.8
Total	83	100.0	119	100.0

RACE

Victim	Less Than 21		21 or More	
	N	%	N	%
White	111	53.9	146	43.5
Native	77	37.4	166	49.4
Hispanic	3	1.5	4	1.2
Black	13	6.3	13	3.9
Asian	3	1.5	5	1.5
Pacific Islander	0	0.0	0	0.0

LOCATION

Pick-up	Less Than 21		21 or More	
	N	%	N	%
Victim's House	31	17.9	75	24.2
Suspect's House	33	19.1	33	10.6
Other House	30	17.3	24	7.7
Hotel	10	5.8	23	7.4
Bar	3	1.7	51	16.5
Outdoors	37	21.4	64	20.6
Other	29	16.8	40	12.9
Total	173	100.0	310	100.0

DAY OF INCIDENT

	Less Than 21		21 or More	
	N	%	N	%
Monday	16	9.4	37	11.6
Tuesday	15	8.8	45	14.1
Wednesday	27	15.8	40	12.5
Thursday	19	11.1	33	10.3
Friday	22	12.9	40	12.5
Saturday	45	26.3	70	21.9
Sunday	27	15.8	55	17.2
Total	171	100.0	320	100.0

SUSPECT'S AGE

	Less Than 21		21 or More	
	N	%	N	%
14 years old or younger	8	5.6	0	0.0
15 to 19 years old	51	35.9	6	2.9
20 to 24 years old	34	23.9	32	15.2
25 to 34 years old	27	19.0	69	32.9
35 to 44 years old	16	11.3	66	31.4
45 to 54 years old	5	3.5	29	13.8
55 years old or older	1	0.7	8	3.8
Total	142	100.0	210	100.0

Suspect	Less Than 21		21 or More	
	N	%	N	%
White	92	43.8	136	39.5
Native	31	14.8	93	27.0
Hispanic	26	12.4	19	5.5
Black	42	20.0	90	26.2
Asian	22	10.5	7	2.0
Pacific Islander	2	1.0	2	0.6

Assault	Less Than 21		21 or More	
	N	%	N	%
Victim's House	31	16.1	95	27.7
Suspect's House	60	31.3	61	17.8
Other House	41	21.4	29	8.5
Hotel	14	7.3	42	12.2
Outdoors	39	20.3	89	25.9
Other	7	3.6	27	7.9
Total	192	100.0	343	100.0

TIME TO REPORT

	Less than 21		21 or More	
	N	%	N	%
Less than 1 hour	47	25.1	132	40.9
1 to 24 hours	68	36.4	120	37.1
24 to 36 hours	6	3.2	5	1.5
More than 36 hours	66	35.3	66	20.4
Total	187	100.0	323	100.0

RELATIONSHIP

	Less Than 21			21 or More		
	N	%	% non-stranger	N	%	% non-stranger
Intimate	6	5.0	8.7	24	12.2	21.8
Family	8	6.7	11.6	17	8.7	15.4
Acquaintance	31	25.8	44.9	44	22.4	40.0
Friend	24	20.0	34.8	25	12.8	22.7
Stranger	51	42.5	--	86	43.9	--
Total	120	100.0	100.0	196	100.0	100.0