










# UAF Libraries Undergraduate Student Library Use Survey Fall 2007

1. What is your primary campus affiliation?			Response Percent	Response Count
Fairbanks Campus			87.0%	367
Bristol Bay Campus			1.4%	6
Center for Distance Education			1.9%	8
Chukchi Campus			0.9%	4
Inter-Aleutians Campus			1.4%	6
Kuskokwim Campus			1.2%	5
Northwest Campus			1.7%	7
Tanana Valley Campus			3.1%	13
Other			1.9%	8
			Please tell us which campus.	22
			<b>answered question</b>	<b>422</b>
			<b>skipped question</b>	<b>9</b>








2. What is your major or program of study at UAF? (This list of UAF majors is from the online 2007-2008 UAF Catalog at: <http://www.uaf.edu>)

**1st major or program of study**

	<b>Accounting</b>	<b>Airframe</b>	<b>Airframe and Powerplant</b>	<b>Alaska Native Languages</b>	<b>Alaska Native Studies</b>	<b>Anthropology</b>
Declared major or program	1.7% (7)	0.0% (0)	0.0% (0)	0.2% (1)	0.2% (1)	2.2%

**2nd major or program of study**

	<b>Accounting</b>	<b>Airframe</b>	<b>Airframe and Powerplant</b>	<b>Alaska Native Languages</b>	<b>Alaska Native Studies</b>	<b>Anthropology</b>
Declared major or program	0.8% (1)	0.0% (0)	0.0% (0)	0.0% (0)	0.0% (0)	0.8%






3. What is your class standing at UAF?				
			Response Percent	Response Count
Freshman			25.1%	108
Sophomore			17.4%	75
Junior			20.4%	88
Senior			20.0%	86
5th year or more			13.0%	56
Associate's Degree program			3.2%	14
Certificate program			1.4%	6
Other			0.0%	0
Please tell us your status.				12
<b>answered question</b>				<b>431</b>
<b>skipped question</b>				<b>0</b>



4. How important are the following sources of information for your course work and assignments?					
	Very important	Important	Not very important	Unimportant	Response Count
UAF Libraries (including UAF Libraries-provided online collections)	<b>47.9% (207)</b>	40.0% (173)	8.6% (37)	3.5% (15)	432
Web sources (not provided by UAF Libraries)	<b>50.1% (214)</b>	39.6% (169)	8.9% (38)	1.4% (6)	427
Electronic course resources (e.g. website, Blackboard, etc.)	<b>63.3% (273)</b>	26.2% (113)	9.0% (39)	1.4% (6)	431
Printed course materials (e.g. purchased textbooks, course packs, etc.)	<b>54.3% (234)</b>	37.1% (160)	8.1% (35)	0.5% (2)	431
Faculty or other students	<b>48.4% (209)</b>	39.8% (172)	10.6% (46)	1.2% (5)	432
Librarians	24.8% (107)	<b>38.4% (166)</b>	28.9% (125)	7.9% (34)	432
<b>answered question</b>					<b>430</b>
<b>skipped question</b>					<b>1</b>

5. How often do you use the following methods to visit or access the UAF libraries?							
	Daily	Several times a week	Once a week	A few times a month	A few times a semester	Never	Response Count
Visit libraries in person	13.1% (56)	<b>27.6% (118)</b>	18.0% (77)	15.4% (66)	16.1% (69)	9.8% (42)	428
Use computer on campus (dorm or other building) to access libraries	17.6% (75)	<b>23.9% (102)</b>	14.6% (62)	13.1% (56)	16.0% (68)	14.8% (63)	426
Use computer off-campus to access libraries	8.1% (34)	19.7% (83)	12.6% (53)	15.2% (64)	19.2% (81)	<b>25.4% (107)</b>	422
If you haven't used the UAF libraries yet this year, please tell us why.							45
<i>answered question</i>							<b>428</b>
<i>skipped question</i>							<b>3</b>









6. When you visit the UAF libraries IN PERSON how often do you:							
	Daily	Several times a week	Once a week	A few times a month	A few times a semester	Never	Response Count
Look for a print journal article	1.4% (6)	6.7% (28)	8.6% (36)	18.0% (75)	<b>33.3% (139)</b>	31.9% (133)	417
Look for a book	2.4% (10)	11.7% (49)	14.8% (62)	28.2% (118)	<b>31.3% (131)</b>	11.5% (48)	418
Look for an online journal article	1.2% (5)	12.7% (53)	14.1% (59)	18.2% (76)	<b>27.8% (116)</b>	26.1% (109)	418
Consult library staff	1.0% (4)	6.2% (26)	8.6% (36)	21.0% (88)	<b>34.8% (146)</b>	28.4% (119)	419
Photocopy	1.0% (4)	6.9% (29)	7.9% (33)	11.7% (49)	28.2% (118)	<b>44.3% (185)</b>	418
Print	2.4% (10)	10.6% (44)	9.8% (41)	11.3% (47)	22.1% (92)	<b>43.9% (183)</b>	417
Use library computers to find information for your academic work	6.9% (29)	18.1% (76)	13.3% (56)	17.3% (73)	21.6% (91)	<b>22.8% (96)</b>	421
Use library computers for other purposes	9.0% (38)	17.4% (73)	10.2% (43)	11.7% (49)	19.3% (81)	<b>32.4% (136)</b>	420
Bring your own computer and use	12.7%	15.8%		12.0%	13.2%	<b>36.5%</b>	

wireless connection	(53)	(66)	(50)	(55)	<b>(152)</b>		
Use as place to do individual work	16.6% (70)	<b>26.1%</b> <b>(110)</b>	13.8% (58)	13.8% (58)	16.9% (71)	12.8% (54)	421
Use as place to do group work	4.8% (20)	12.2% (51)	12.5% (52)	16.5% (69)	<b>30.2%</b> <b>(126)</b>	23.7% (99)	417
Use media collections (videos, dvds)	1.2% (5)	8.1% (34)	10.7% (45)	17.9% (75)	25.1% (105)	<b>37.0%</b> <b>(155)</b>	419
Use media equipment (digital cameras, camcorders, laptops, etc.)	1.2% (5)	3.4% (14)	5.5% (23)	8.7% (36)	27.2% (113)	<b>54.1%</b> <b>(225)</b>	416
<i>answered question</i>							<b>421</b>
<i>skipped question</i>							<b>10</b>

7. Which library do you use most often?			
		Response Percent	Response Count
Rasmuson Library		88.4%	373
BioSciences Library		3.6%	15
Geophysical Institute (Keith B. Mather) Library		0.9%	4
Other		7.6%	32
Please tell us which library you use.			41
<i>answered question</i>			<b>422</b>
<i>skipped question</i>			<b>9</b>

8. Is the library that you use most open when you need it?			
		Response Percent	Response Count
Yes		91.2%	384
No		9.3%	39
If not, please tell us what hours you need.			48
<i>answered question</i>			<b>421</b>
<i>skipped question</i>			<b>10</b>

9. During evenings and weekends what services do you need in the library? (Check all that apply.)

		Response Percent	Response Count
Reference assistance		26.4%	107
Computer access		61.2%	248
Check-out materials		57.8%	234
Copying/printing		40.0%	162
Course reserves		23.7%	96
Access to books and print journals		54.6%	221
<b>Place for individual study</b>		<b>75.1%</b>	<b>304</b>
Place for group study		45.7%	185
		Other (please specify).	16
		<b>answered question</b>	<b>405</b>
		<b>skipped question</b>	<b>26</b>

**10. What resources do you use when you need information on a research topic?**

	<b>Always</b>	<b>Most of the time</b>	<b>Sometimes</b>	<b>Rarely</b>	<b>Never</b>	<b>Response Count</b>
UAF Libraries catalog (Goldmine)	28.3% (120)	<b>31.1% (132)</b>	22.4% (95)	7.5% (32)	10.6% (45)	424
Libraries-provided article index such as Academic Search Premier, Web of Science, etc.	20.3% (84)	22.5% (93)	<b>25.1% (104)</b>	17.6% (73)	14.5% (60)	414
Full-text journal articles (UAF Journals List)	21.7% (91)	23.4% (98)	<b>24.8% (104)</b>	16.7% (70)	13.4% (56)	419
Internet search on Google, GoogleScholar, Yahoo, etc.	<b>45.3% (193)</b>	26.8% (114)	20.7% (88)	5.2% (22)	2.1% (9)	426
Publisher or scholarly society web site	12.7% (53)	20.4% (85)	<b>31.4% (131)</b>	20.6% (86)	14.9% (62)	417
Faculty or other students	10.0% (42)	18.9% (79)	<b>41.5% (174)</b>	21.0% (88)	8.6% (36)	419
Librarians	5.0% (21)	11.5% (48)	31.6% (132)	<b>33.5% (140)</b>	18.4% (77)	418
Library assistance via phone or email	2.9% (12)	4.7% (19)	14.7% (60)	27.2% (111)	<b>50.5% (206)</b>	408
Other (please specify).						9
<b>answered question</b>						<b>426</b>
<b>skipped question</b>						<b>5</b>

**11. How often do you use the UAF libraries web site to:**




	Daily	Several times a week	Once per week	A few times a month	A few times a semester	Never	Response Count
Search the UAF libraries catalog (Goldmine)	5.9% (25)	20.0% (85)	16.0% (68)	21.0% (89)	<b>23.6% (100)</b>	13.4% (57)	424
Search an article index such as Academic Search Premier, Web of Science	3.3% (14)	12.8% (54)	13.0% (55)	20.1% (85)	<b>27.9% (118)</b>	22.9% (97)	423
Look for online journal articles	2.8% (12)	14.9% (63)	12.5% (53)	21.7% (92)	<b>30.0% (127)</b>	18.2% (77)	424
Look for online books, reference works	3.1% (13)	12.5% (53)	13.9% (59)	21.5% (91)	<b>30.7% (130)</b>	18.2% (77)	423
Look for digitized collections or images	2.6% (11)	7.4% (31)	8.3% (35)	15.0% (63)	28.6% (120)	<b>38.1% (160)</b>	420
Consult with library staff (via email)	0.7% (3)	3.6% (15)	2.4% (10)	8.1% (34)	20.9% (88)	<b>64.4% (271)</b>	421
Look for information about the UAF libraries (eg. hours, events, etc.)	2.1% (9)	5.7% (24)	7.1% (30)	16.8% (71)	<b>38.2% (161)</b>	30.1% (127)	422
						Other (please specify).	5
						<b>answered question</b>	<b>424</b>
						<b>skipped question</b>	<b>7</b>



12. Excluding required textbooks, do the UAF libraries have the materials you need for your course work and assignments?							
	Always	Most of the time	Sometimes	Rarely	Never	N/A	Response Count
Books	15.7% (67)	<b>48.1% (205)</b>	19.2% (82)	3.3% (14)	0.5% (2)	13.1% (56)	426
Journals	12.2% (52)	<b>39.8% (169)</b>	23.5% (100)	3.1% (13)	0.7% (3)	20.7% (88)	425
Databases/indexes	13.9% (59)	<b>41.4% (175)</b>	18.4% (78)	2.8% (12)	0.9% (4)	22.5% (95)	423
Media materials	11.8% (49)	<b>36.0% (150)</b>	19.7% (82)	3.6% (15)	1.7% (7)	27.3% (114)	417
Please comment.							43
<b>answered question</b>							<b>424</b>
<b>skipped question</b>							<b>7</b>

13. If the UAF libraries don't have the book you need, do you:						
	Always	Most of the time	Sometimes	Rarely	Never	Response Count
Request it through Interlibrary Loan (ILLiad)	13.1% (55)	15.9% (67)	20.7% (87)	15.9% (67)	<b>34.4% (145)</b>	421
Request the libraries purchase the book	0.7% (3)	4.1% (17)	12.2% (51)	23.5% (98)	<b>59.5% (248)</b>	417
Purchase it on my own	4.6% (19)	16.5% (69)	<b>30.2% (126)</b>	21.3% (89)	27.3% (114)	417
Borrow from instructor or other student	4.3% (18)	17.6% (74)	<b>39.0% (164)</b>	16.4% (69)	22.6% (95)	420
Find another book to use	8.5% (36)	<b>38.5% (163)</b>	32.6% (138)	7.3% (31)	13.0% (55)	423
<b>answered question</b>						<b>425</b>
<b>skipped question</b>						<b>6</b>

14. If the UAF libraries don't have the journals you need do you:						
	Always	Most of the time	Sometimes	Rarely	Never	Response Count
Request articles through Interlibrary Loan (ILLiad)	11.7% (49)	12.1% (51)	16.4% (69)	16.2% (68)	<b>43.6% (183)</b>	420
Request that the libraries subscribe to the journal	1.4% (6)	2.6% (11)	12.5% (52)	20.7% (86)	<b>62.7% (261)</b>	416
Purchase articles online	2.4% (10)	4.3% (18)	11.8% (49)	20.0% (83)	<b>61.4% (255)</b>	415
Find a different journal article	15.5% (65)	<b>32.4% (136)</b>	25.7% (108)	6.4% (27)	20.0% (84)	420
	<i>answered question</i>					<b>423</b>
	<i>skipped question</i>					<b>8</b>

15. How satisfied are you with the UAF libraries collections?			
		Response Percent	Response Count
Very satisfied		29.7%	124
<b>Satisfied</b>		<b>66.9%</b>	<b>279</b>
Dissatisfied		3.8%	16
Very dissatisfied		0.0%	0
		Please comment.	99
	<i>answered question</i>		<b>417</b>
	<i>skipped question</i>		<b>14</b>

**16. How important has it been to do each of the following in your courses this academic year?**

	<b>Very important</b>	<b>Important</b>	<b>Not very important</b>	<b>Unimportant</b>	<b>Response Count</b>
Select and refine topics for assignments, papers, etc.	<b>40.5% (172)</b>	33.6% (143)	16.7% (71)	9.2% (39)	425
Find information in the library (print or online)	35.8% (152)	<b>37.5% (159)</b>	15.8% (67)	10.8% (46)	424
Find information on the web (Google, Yahoo, non-library sources)	<b>41.4% (176)</b>	36.7% (156)	14.6% (62)	7.3% (31)	425
Find scholarly sources of information	<b>38.1% (162)</b>	32.9% (140)	16.9% (72)	12.0% (51)	425
Evaluate sources critically	33.0% (140)	<b>33.7% (143)</b>	20.5% (87)	12.7% (54)	424
Provide correct citations for sources used	<b>45.4% (193)</b>	30.4% (129)	13.6% (58)	10.6% (45)	425
	<b><i>answered question</i></b>				<b>424</b>
	<b><i>skipped question</i></b>				<b>7</b>











**17. How useful are the following for your course work and assignments?**

	<b>Very useful</b>	<b>Useful</b>	<b>Not useful</b>	<b>Don't know about it</b>	<b>Response Count</b>
"Resources by subject" page on the UAF libraries web site	27.4% (116)	<b>38.3% (162)</b>	6.9% (29)	27.4% (116)	423
Library research assistance (in-person, web, email, phone)	19.7% (83)	<b>38.4% (162)</b>	16.4% (69)	25.6% (108)	422
Course reserves	22.9% (97)	<b>40.0% (169)</b>	9.7% (41)	27.4% (116)	423
Research consultation appointment with librarian	7.1% (30)	22.2% (94)	15.1% (64)	<b>55.6% (235)</b>	423
Librarian class presentation or session	6.9% (29)	24.9% (105)	19.0% (80)	<b>49.2% (207)</b>	421
Discussion with librarian at reference desk	17.1% (72)	<b>43.3% (182)</b>	16.9% (71)	22.6% (95)	420
LS101, Library Information and Research core course	16.7% (70)	29.8% (125)	<b>31.4% (132)</b>	22.1% (93)	420
				Please comment.	54
				<b><i>answered question</i></b>	<b>421</b>
				<b><i>skipped question</i></b>	<b>10</b>

**18. How easy do the UAF libraries make it for you to:**

	Very easy	Easy	Difficult	Very difficult	N/A	Response Count
Use the UAF libraries catalog (Goldmine) to find books/journals	41.3% (175)	<b>43.9% (186)</b>	4.0% (17)	0.0% (0)	10.8% (46)	424
Locate a book on the library shelves	28.6% (122)	<b>49.8% (212)</b>	9.2% (39)	0.9% (4)	11.5% (49)	426
Use Interlibrary Loan to request a book or journal article not available at UAF	20.2% (86)	<b>39.1% (166)</b>	5.9% (25)	0.5% (2)	34.4% (146)	425
Find the full-text of a journal article	17.4% (74)	<b>45.9% (195)</b>	14.4% (61)	1.2% (5)	21.2% (90)	425
Find media items such as music, films, images	20.1% (85)	<b>40.3% (170)</b>	8.8% (37)	1.2% (5)	29.6% (125)	422
Reserve or use a group study room	16.6% (70)	34.1% (144)	3.6% (15)	0.7% (3)	<b>45.0% (190)</b>	422
Access library online resources from off-campus	24.9% (105)	<b>42.9% (181)</b>	6.9% (29)	0.7% (3)	24.6% (104)	422
					Please comment.	43
					<b>answered question</b>	<b>424</b>
					<b>skipped question</b>	<b>7</b>












19. What kinds of information technology do you use regularly? Please check all that apply.

		Response Percent	Response Count
Laptop computer		80.0%	340
Smart phone		8.7%	37
Digital camera or camcorder		60.2%	256
iPod or other mp3 device		61.6%	262
Text messaging		40.9%	174
Instant messaging		51.5%	219
<b>Email</b>		<b>98.1%</b>	417
Social computing, ie. MySpace		53.4%	227
Blogs		19.3%	82
Wikis		32.9%	140
Other (please specify).			16
		<b>answered question</b>	<b>425</b>
		<b>skipped question</b>	<b>6</b>

**20. Please rate your satisfaction with the library services listed below.**




	Very satisfied	Satisfied	Dissatisfied	Very dissatisfied	Don't use	Don't know about it	Response Count
UAF libraries catalog (Goldmine)	34.4% (147)	<b>49.6% (212)</b>	1.9% (8)	0.2% (1)	8.2% (35)	5.6% (24)	427
Course reserves (in library)	17.6% (75)	<b>44.6% (190)</b>	2.8% (12)	0.2% (1)	20.7% (88)	14.1% (60)	426
Electronic course reserves (ERes)	21.3% (90)	<b>37.2% (157)</b>	4.0% (17)	0.7% (3)	19.9% (84)	16.8% (71)	422
Photocopying in library	15.0% (64)	31.2% (133)	8.5% (36)	3.5% (15)	<b>34.7% (148)</b>	7.0% (30)	426
Printing in library	12.7% (54)	<b>34.4% (146)</b>	9.9% (42)	5.0% (21)	31.1% (132)	6.8% (29)	424
Interlibrary Loan of books and other materials	18.1% (77)	<b>39.0% (166)</b>	4.0% (17)	0.0% (0)	27.7% (118)	11.3% (48)	426
Journal article delivery	12.9% (55)	<b>33.6% (143)</b>	4.2% (18)	0.0% (0)	31.1% (132)	18.1% (77)	425
Librarian class presentation or session	9.2% (39)	23.9% (102)	2.1% (9)	0.0% (0)	<b>40.1% (171)</b>	24.6% (105)	426
Staff assistance (in library or remotely)	23.1% (98)	<b>41.7% (177)</b>	3.1% (13)	0.2% (1)	23.8% (101)	8.0% (34)	424
Functionality of library computers	26.2% (112)	<b>49.4% (211)</b>	4.2% (18)	0.5% (2)	15.2% (65)	4.4% (19)	427
Access to library computers	28.6% (122)	<b>47.4% (202)</b>	6.1% (26)	0.5% (2)	12.7% (54)	4.7% (20)	426
UAF libraries' web site	30.7% (131)	<b>52.9% (226)</b>	2.8% (12)	0.5% (2)	8.2% (35)	4.9% (21)	427
Media Equipment service	17.6% (75)	<b>34.0% (145)</b>	3.0% (13)	0.5% (2)	31.6% (135)	13.3% (57)	427
Individual study space in library	35.2% (150)	<b>44.4% (189)</b>	4.7% (20)	0.7% (3)	10.1% (43)	4.9% (21)	426
Group study space in library	25.8% (109)	<b>40.0% (169)</b>	4.5% (19)	0.2% (1)	21.7% (92)	7.8% (33)	423
						Please comment.	44
						<b>answered question</b>	<b>425</b>

## 21. What additional services would you like the library to provide?

		Response Percent	Response Count
Self-checkout of books		40.7%	158
Self-placed holds on books		33.8%	131
More areas for quiet work and study in libraries		37.4%	145
Make it easier to use library services with mobile devices such as smart phones and PDAs		15.5%	60
Online library tutorials, workshops, and other guides through podcasts, streaming video, etc.		26.8%	104
Expand consultation services for students on finding and evaluating research materials		19.8%	77
Online audio downloads		35.3%	137
<b>Library coffee shop</b>		<b>63.7%</b>	247
More computers in libraries		36.3%	141
More laptops for checkout		27.1%	105
More reservable group study spaces		18.8%	73
Other (please specify).			48
		<b>answered question</b>	<b>388</b>
		<b>skipped question</b>	<b>43</b>



22. How significant is the contribution the UAF libraries make to you:						
	Very significant	Significant	Not very significant	Insignificant	N/A	Response Count
Finding information needed for your assignments and papers	<b>47.9% (204)</b>	36.2% (154)	6.6% (28)	3.8% (16)	5.6% (24)	426
Preparing or presenting course work	33.3% (142)	<b>37.3% (159)</b>	14.3% (61)	4.0% (17)	11.0% (47)	426
Enriching your learning experiences	36.1% (153)	<b>44.8% (190)</b>	9.2% (39)	2.8% (12)	7.1% (30)	424
Being part of the University community	33.5% (142)	<b>37.5% (159)</b>	15.6% (66)	5.0% (21)	8.5% (36)	424
Helping you make more efficient use of your time	<b>40.3% (171)</b>	39.9% (169)	9.0% (38)	4.0% (17)	6.8% (29)	424
Please comment						30
<b>answered question</b>						<b>424</b>
<b>skipped question</b>						<b>7</b>

23. Rate your overall satisfaction with the UAF libraries.			
		Response Percent	Response Count
Very satisfied		36.6%	153
<b>Satisfied</b>		<b>62.4%</b>	261
Dissatisfied		1.4%	6
Very dissatisfied		0.0%	0
Please comment.			61
<b>answered question</b>			<b>418</b>
<b>skipped question</b>			<b>13</b>