

# Size dependence of offspring production in isopods: a synthesis

Andrzej Antoł<sup>1</sup>, Marcin Czarnoleski<sup>1</sup>

<sup>1</sup> Jagiellonian University, Institute of Environmental Sciences, Gronostajowa 7, 30-387 Kraków, Poland

Corresponding author: *Andrzej Antoł* ([andrzej.antol@doctoral.uj.edu.pl](mailto:andrzej.antol@doctoral.uj.edu.pl))

---

Academic editor: *E. Hornung* | Received 30 January 2018 | Accepted 31 March 2018 | Published 3 December 2018

<http://zoobank.org/77491537-07A1-4632-8DE2-FA8B907EB761>

---

**Citation:** Antoł A, Czarnoleski M (2018) Size dependence of offspring production in isopods: a synthesis. In: Hornung E, Taiti S, Szlavecz K (Eds) *Isopods in a Changing World*. ZooKeys 801: 337–357. <https://doi.org/10.3897/zookeys.801.23677>

---

## Abstract

In isopods, parental care takes the form of offspring brooding in marsupial pouches. Marsupial brooding was an important step towards the origin of terrestrial lifestyles among isopods, but its potential role in shaping isopod life histories remains unknown. It is here considered that marsupial brooding imposes costs and creates a temporary association between the survival of mothers and that of their offspring. Integrating findings from different life history models, we predicted that the effects of marsupial brooding set selective conditions for the continuation of growth after maturation, which leads to indeterminate growth, and the production of larger offspring by larger females. Based on this perspective, a study on the size dependence of offspring production in the woodlouse *Porcellio scaber* was performed and the generality of the results was tested by reviewing the literature on offspring production in other isopods. In *P. scaber* and almost all the other studied isopods, clutch size is positively related to female size. Such dependence is a necessary pre-condition for the evolution of indeterminate growth. The body mass of *P. scaber* differed six-fold between the largest and smallest brooding females, indicating a high potential for post-maturation growth. Our review showed that offspring size is a rarely studied trait in isopods and that it correlates negatively with offspring number but positively with female size in nearly half of the studied species. Our study of *P. scaber* revealed similar patterns, but the positive effect of female size on offspring size occurred only in smaller broods, and the negative relation between clutch size and offspring size occurred only in larger females. We conclude that the intraspecific patterns of offspring production in isopods agree with theoretical predictions regarding the role of offspring brooding in shaping the adaptive patterns of female investment in growth, reproduction, and the parental care provided to individual offspring.

**Keywords**

clutch size, female size, indeterminate growth, life history evolution, offspring brooding, offspring size, parental care, trade-off

**Introduction**

Most crustaceans engage in different types of parental care, which, in isopods, takes the form of offspring brooding in marsupia (Thiel 2000, Vogt 2016). During the moult preceding reproduction, the isopod female produces exoskeletal extrusions that form a marsupial pouch, which is used as a chamber for egg laying and carrying developing larvae (Hornung 2011, Appel et al. 2011). At the end of brooding, the female releases the offspring into the environment. In terrestrial species, individuals inside the marsupium undergo the change from the aqueous to the gaseous environment (Horváthová et al. 2015). Marsupial brooding was crucial for the origin of terrestrial lifestyles in isopods (Hornung 2011, Appel et al. 2011, Horváthová et al. 2017). Interestingly, land colonisation occurred independently at least twice in the evolutionary history of this group (Lins et al. 2017). Here, we consider that marsupial brooding plays a role in the evolution of life history strategies, especially by affecting adaptive patterns of female investment in growth, reproduction, and the parental care provided to individual offspring. To the best of our knowledge, this perspective remains largely unexplored in isopods.

The theory of life history evolution predicts that resource availability limits imposed by physiological and ecological circumstances forces organisms to optimise the lifetime allocation of investment among growth, reproduction and other competing demands to ensure the highest expected fitness under given mortality and production conditions (Stearns 1992). Adopting this basic principle, life history modelling has demonstrated that somatic growth is beneficial as long as one calorie invested in increasing body mass increases the future expected reproductive output by more than one calorie (Kozłowski 1992). Likewise, organisms are expected to optimise the amount of resources retained over unfavourable periods to fuel activities in favourable periods (Ejsmond et al. 2015); the timing of reproductive activity during a season, compromising the future prospects of offspring (Ejsmond et al. 2010); and the amount of resources invested in single offspring, compromising offspring number (Smith and Fretwell 1974). Developments in life history theory have led to an important conclusion: there is a wealth of distant optima with similar fitness consequences, which explains why life histories are so enormously diverse in nature (Stearns 1992, Czarnoleski et al. 2003, Kozłowski 2006).

A range of life history models predict the evolution of a bang-bang resource allocation strategy, which is associated with the complete cessation of growth after maturation and the so-called determinate growth pattern (Kozłowski and Wiegert 1987, Stearns 1992, Kozłowski 2006). In contrast, many isopods continue to moult after maturation, combining their capacity for reproduction with the capacity for somatic

growth. This ability results in the potential for continuation of growth for the entire life span and the so-called indeterminate growth pattern. Beside isopods and some other crustaceans, indeterminate growth has evolved in annelids, molluscs, fish, amphibians, and reptiles (Kozłowski 1996). The prevalence of indeterminate growth in nature awaits explanation, but life history theory predicts that this growth strategy provides fitness advantages if the capacity to produce new tissue and/or survive strongly increases with body mass and if these capacities change discontinuously through time (Stearns 1992, Perrin and Sibly 1993, Kozłowski 2006). Modelling of optimal allocation has shown that discontinuities driven by either seasonal changes in mortality/productive capacity (Kozłowski and Teriokhin 1999) or unequal future prospects of offspring released into the environment at different times of the year (Ejsmond et al. 2010) lead to the evolution of alternating shifts between the investment in somatic growth and that in reproduction, resulting in the indeterminate growth pattern. For many organisms, including isopods, seasonality is the primary selective force responsible for the evolution of indeterminate growth. Nevertheless, specific characteristics of species biology, such as the reproduction via clutches instead of via a series of single offspring, can elicit discontinuous changes in mortality/production capacity, similar in principle to the effects of seasonality (Czarnoleski and Kozłowski 1998). Such characteristics can help explain why indeterminate growth originated among annuals or perennials living in non-seasonal environments. Heino and Kaitala (1996) designed a life history model for gill-brooding unionid mussels (e.g., *Sinanodonta woodiana* Labecka and Domagala 2018) and demonstrated that an indeterminate growth pattern can evolve in non-seasonal environments if carrying the offspring is associated with costs, either decreased physiological performance or increased mortality and with a temporary association between the fate of the offspring and the survival of the parent. Importantly, using a different model to explore the role of parental care in the evolution of offspring size among fish, Jørgensen et al. (2011) concluded that offspring brooding selects for the increased investment of larger females in individual offspring. For indeterminately growing animals, such a strategy involves constant changes in the optimal size of offspring as females increase their body mass. Under this strategy, the production of larger offspring is expected to require prolonged brooding, which temporarily links the fate of the offspring with that of the mother. If larger females have higher survival probability than do smaller females, then the increased investment in individual offspring becomes more beneficial for larger females. Overall, these theoretical considerations suggest that marsupial brooding might be an important driver of growth strategy and offspring size in isopods. To investigate this hypothesis, we performed a study on the common rough woodlouse (*Porcellio scaber*) and evaluated the generality of our results by analysing data from the literature on other isopods. We aimed at integrating information on intraspecific patterns of size dependence in offspring production over as wide a range of isopod species as possible. In particular, we focused on the relationships between female size and the number and size of offspring in broods and on evidence of an allocation trade-off between the number and size of the offspring in broods. Generally, we expected reproductive capacity to increase as females grow in size, which is the

fundamental condition favouring the strategy of indeterminate growth (see above). Therefore, we expected a positive relationship between female body size and clutch mass/clutch size (hypothesis i). We also tested this relationship for non-linearity, assuming that a negative allometry would indicate an increased relative space limitation in larger females, whereas a positive allometry would indicate a decreased relative space limitation in larger females. Next, we examined whether the investment of females in individual offspring increased with the size of females, which should produce a positive correlation between the average offspring mass in a brood and female body mass (hypothesis ii). Finally, we analysed data on the mean mass of offspring in relation to the number of offspring per brood, looking for an allocation trade-off between offspring size and number (hypothesis iii).

## Materials and methods

### A case study of *Porcellio scaber*

In June–July 2014, individuals of *P. scaber* were collected in an old backyard in Kraków, Poland. In our study, we used females in the 3<sup>rd</sup> and 4<sup>th</sup> stages of brood development (classified according to Lardies et al. 2004a). Each gravid female was placed in a plastic box (100 ml). The boxes were perforated to provide aeration, lined with paper towel and supplied with a piece of moist sponge (water source), a piece of clay pot (shelter) and the dry leaves of the alder (*Alnus glutinosa*) and ash (*Fraxinus excelsior*), which served as *ad libitum* food source. For additional control of humidity, the boxes were placed inside a larger plastic container with wet sand in the bottom. The container with boxes was placed in a shaded patio of the Institute of Environmental Sciences, Jagiellonian University in Kraków. Each day, the boxes were assessed for the presence of new offspring. Emerging offspring were collected, and the female was weighed to the nearest 0.001 mg (Mettler Toledo XP26, Greifensee, Switzerland). The clutches were dried for one hour at 60 °C in an oven (UFE 400, Memmert GmbH + Co. KG, Germany), and the dry mass of each clutch was measured to the nearest 0.001 mg (Mettler Toledo XP26, Greifensee). The offspring in each clutch were counted under a stereoscopic microscope. To calculate the mean dry mass of a single offspring, we divided the clutch dry mass by the number of offspring.

All statistical analyses were performed with R 3.4.1 software (R Core Team 2017), and the *ggl* package of R (Adler and Duncan Murdoch 2017) was used to create graphs. To test whether larger females produced heavier and larger clutches (hypothesis i) and larger offspring (hypothesis ii), we correlated clutch dry mass, clutch size, and mean offspring dry mass with female body mass. To evaluate the nature of these relations, we fitted linear and power regression models to our data and selected the best model using AIC. In this way, we did not a priori assume any particular relationship between the studied variables. When fitting our regression functions, we used either an ordinary least square (OLS) method or the weighted least square (WLS) method, which

allowed us to account for the observed increase in the variance of dependent variables at higher values of an independent variable. Note that the OLS method assumes homogeneity in the variances of the independent variables. According to Knaub (2009), the issue of non-homogeneity can be overcome by using the WLS method, which assigns decreasing weights to observations with increasing levels of variance. Following Knaub's (2009) procedure, we first ordered our data according to an increasing value of an independent variable to identify four quartiles. For data from the first quartile, the weights were calculated as an inverse of the highest value of the independent variable in this quartile (56.328 mg). For data from the other quartiles, the weights were calculated as the inverse of the actual value of the independent variable. To examine whether larger offspring emerged from smaller clutches (hypothesis iii), we used a multiple regression analysis with the mean offspring mass as a dependent variable and clutch size and female body mass as two independent variables. The use of a multiple regression allowed us to dissect the independent effects of each of the two independent variables. Thus, we also re-examined hypothesis (ii) regarding the link between female size and offspring size, with a control for the potential links between clutch size and offspring size. We allowed our model to consider an interaction between our two independent variables. Therefore, to assess the independent effects of each variable (partial regression), we estimated and tested this effect after centring the whole model in either the minimum or maximum value of each independent variable (Quinn and Keough 2002). The multiple regression analysis was performed with the use of either OLS or WLS, and the best model was chosen based on AIC.

### Intraspecific patterns in isopods

To evaluate the generality of our hypotheses (i–iii) and the empirical results for *P. scaber*, we reviewed the published literature on isopods for intraspecific information on at least one of the following relationships: clutch size with female size, offspring size with female size, and clutch size with offspring size. Relevant publications were identified by an extensive search of keywords in scientific databases, the review of reference lists of available publications and by personal communication with specialists in the field. Whenever we found relevant information regarding one of the three relationships, we classified the relationship as either statistically significant or non-significant; we also identified significant relationships as either positive or negative. If available, correlation coefficient ( $r$ ) values were also assigned to each relationship. Traits used to study the relationship between female size and either clutch size or mass varied substantially among authors and species; therefore, we additionally recorded information regarding the types of measured traits. For each type of relationship, each species was classified according to the nature of this relationship, integrating all the results on a species reported in the literature. If a relationship for a given species was consistently reported to be significantly positive, significantly negative, or non-significant, the species was regarded as exhibiting a positive (+) or negative (-) relationship or no relationship (NS).

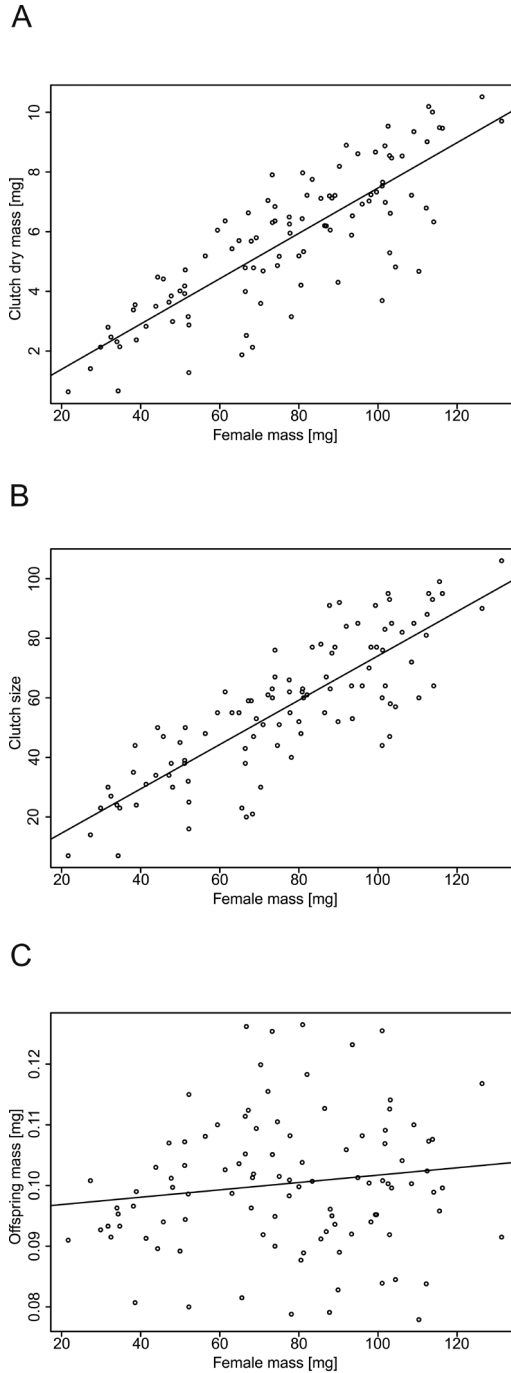
Species for which mixed results were reported, showing either non-significant/significantly positive relationships or non-significant/significantly negative relationships were classified as NS/+ or NS/-, respectively. Ultimately, we used this integrated species information to calculate how frequently among the studied isopods a given pattern (+, -, NS, NS/+ and NS/-) of each relationship occurred. In addition, we used a 1–4 scale to evaluate the confidence in the support for each pattern (+, -, NS, NS/+ and NS/-) to predict the directions of the studied relationships (hypotheses i–iii). Consistently positive/negative relationships (+/-) were treated as providing reliable evidence to support or oppose a hypothesis. Non-significant patterns (NS) were regarded as not supporting a hypothesis, but we also considered the possibility that they might represent false negatives due to low statistical power. The level of support given by inconsistent results (NS/+ and NS/-) was dependent on the context. If among the non-significant and significant results, the significant results were consistent with our predictions, we treated the mixed results as weakly supporting our hypothesis. However, if the significant results were in conflict with the predictions, we regarded the mixed results as strongly opposing the hypothesis.

## Results

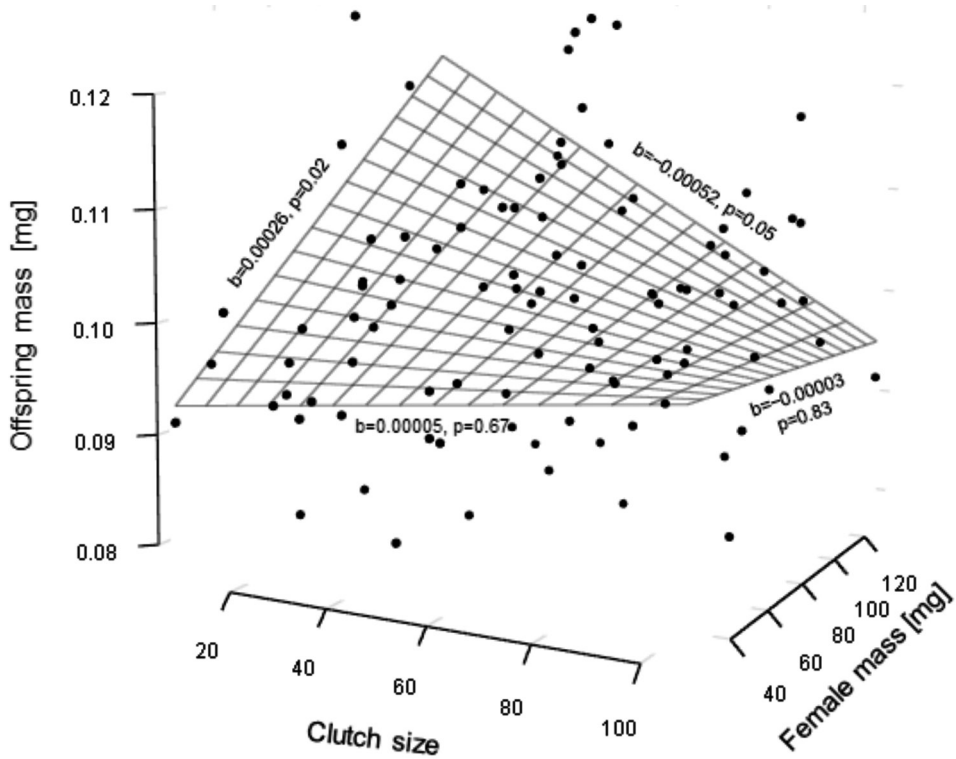
### A case study of *Porcellio scaber*

Among 101 brooding females of *P. scaber*, body mass ranged from 21.682 to 131.236 mg, clutch sizes ranged from 7 to 106 juveniles, and the mean dry body mass of offspring ranged from 0.078 to 0.126 mg between clutches. Larger females produced heavier ( $r = 0.83$ ,  $t_{1,99} = 14.9$ ,  $p < 0.001$ , Fig. 1A) and larger clutches ( $r = 0.83$ ,  $t_{1,99} = 15.09$ ,  $p < 0.001$ , Fig. 1B), but the mean offspring mass did not show a consistent relationship with female mass ( $r = 0.14$ ,  $t_{1,99} = 1.44$ ,  $p = 0.15$ , Fig. 1C). Comparison of AIC between the alternative regression models showed that a linear weighted regression produced the best fit to our data (Fig. 1). Therefore, we concluded that clutch size and clutch mass increased linearly with female body mass, which is consistent with our finding that the dry body mass of offspring did not change systematically with female body mass.

The results of the multiple regression analysis (Fig. 2) showed no effect of clutch size ( $t_{1,97} = 0.74$ ,  $p = 0.46$ ) and a positive effect of female mass ( $t_{1,97} = 2.38$ ,  $p = 0.02$ ) on the mean dry body mass of offspring. The interaction between the two independent variables was non-significant ( $t_{1,97} = -1.60$ ,  $p = 0.11$ ). When we centred the model at the value of the smallest broods (7 offspring), the positive link between offspring dry mass and female body mass was still significant ( $t_{1,97} = 2.39$ ,  $p = 0.02$ ), but the significance disappeared when we centred the model at the value of the largest clutches (107 offspring) ( $t_{1,97} = -0.22$ ,  $p = 0.83$ ). When we centred the model at the minimum female body mass (21.682 mg.), clutch size and offspring body mass appeared to be unrelated ( $t_{1,97} = 0.44$ ,  $p = 0.66$ ), but centring at the maximum body mass (131.236 mg) revealed



**Figure 1.** In *Porcellio scaber*, the dry mass of clutches (**A**) and clutch size (**B**) increased linearly with female body mass, but the mean dry mass of offspring did not depend on female mass in a consistent way (**C**). Lines represent fitted regressions **A**  $y = -0.13 + 0.08x$  ( $r = 0.83$ ,  $p < 0.001$ ) **B**  $y = -0.32 + 0.74x$  ( $r = 0.83$ ,  $p < 0.001$ ) **C**  $y = 0.1 + 0.00006x$  ( $r = 0.14$ ,  $p = 0.15$ ).



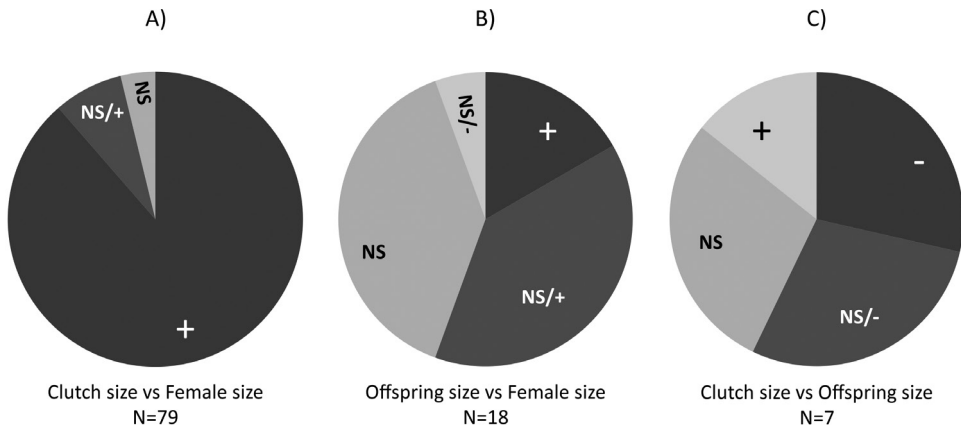
**Figure 2.** In *Porcellio scaber*, the heaviest offspring were released by large females that produced small clutches. The plane represents a multiple regression model fitted to the data; the partial slopes depicted on the edges were calculated by setting the other predictor value to its minimum and maximum values.

a negative relationship between clutch size and offspring body mass, though the effect was marginally significant ( $t_{1,97} = -1.98$ ,  $p = 0.05$ ). Overall, this analysis indicated that the largest offspring were produced by large females with small clutches.

### Intraspecific patterns in isopods

Our literature search identified a total of 79 species of isopods that were studied with respect to at least one of the following relationships: clutch size with female size (Fig. 3A), offspring size with female size (Fig. 3B), and clutch size with offspring size (Fig. 3C). Detailed results of the review are provided in Table 1S (Suppl. material 1). The effect of female size on clutch size was the most frequently studied relationship (79 species), while the relationships between female size and offspring size and between offspring size and clutch size were studied in only 18 and 7 species, respectively, including *P. scaber* as reported in this study. For the vast majority of the studied isopods (Fig. 3A), we found evidence that supports a positive relationship between female size and clutch size (hypothesis i). Importantly, we found no reports of the opposite pattern and only





#### Matching theoretical predictions:

Consistently significant results	Yes
Inconsistently significant results	Yes
Consistently non-significant results	No
Results consistently or inconsistently opposite of predictions	No

**Figure 3.** The literature search identified 79 species of isopods that were studied with respect to at least one of the following relationships: clutch size with female size (**A**), offspring size with female size (**B**), and clutch size with offspring size (**C**). Each graph shows how frequently a given nature of each relationship was found among the studied isopod species. The exact number of species for which the relationships **A**, **B**, **C** were evaluated is given by N. For each type of the relationships **A**, **B**, **C** each species was classified according to the nature of this relationship. If a relationship for a given species was consistently reported to be significantly positive, negative, or non-significant, the species was marked by a positive (+) or negative (-) symbol or by NS. Species for which mixed results were reported in the literature, showing either non-significant/significantly positive relationships or non-significant/significantly negative relationships, were marked by NS/+ or NS/-, respectively. Colour intensity indicates values along a 1–4 scale of confidence to the support provided by each relationship pattern (+, -, NS, NS/+ and NS/-) to hypotheses (i–iii). Relationship **A**: a positive relationship predicted between female body size and clutch mass/clutch size (hypothesis i). Relationship **B**: a positive correlation predicted between the average offspring mass in a brood and female body mass (hypothesis ii). Relationship **C**: a negative correlation predicted between the mean mass of offspring and the number of offspring per brood (hypothesis iii).

occasional reports of a non-significant pattern. However, the non-significant reports were typically found along with reports of significantly positive patterns, suggesting that many of the non-significant results might be false negatives. For nearly half of the species (Fig. 3B, C), we found evidence that supports a positive relationship between female size and offspring size (hypothesis ii) and a trade-off between offspring size and clutch size (hypothesis iii).

## Discussion

Growth patterns vary considerably in nature (Stearns 1992, Czarnoleski et al. 2003, 2005, Ejsmond et al. 2010), but understanding the origin of this variance is more challenging than it might initially appear. Our data on *P. scaber* suggest that this species of woodlouse has evolved a life history strategy with intense resource allocation to somatic growth in the reproductively mature stages. We found up to six-fold differences in body mass between the largest and the smallest brooding females, which suggests that only 20% of the body mass of a fully-grown female might be achieved before maturation, with the majority of growth potentially co-occurring with reproduction in such instances. Consistent with the idea that species with indeterminate growth should be characterized by a strong dependence of reproductive capacity on body size (hypothesis i), we found that larger females of *P. scaber* carried larger and heavier broods. This evidence clearly shows that mature females can gain reproductive capacity by further increasing body mass. The results of our literature search indicate that such size dependence is widespread among other isopod species. Interestingly, we found no reports of a negative pattern of this relationship and few reports of non-significant effects of female size on clutch size, which are likely to be false negatives. A strong size dependence of reproductive capacity promotes the evolution of iteroparous breeding with indeterminate growth, but alone, it is not sufficient to explain such evolution (Heino and Kaitala 1996, Czarnoleski and Kozłowski 1998). In fact, some isopods, such as *Ligia oceanica*, have evolved a semelparous breeding strategy with determinate growth, despite the size dependence of reproductive capacity (Sutton et al. 1984, Willows 1987). Given this, what might be the ultimate drivers of the evolution of indeterminate growth in isopods? A life history theory calls attention to the pattern of resource allocation among growth, reproduction and other competing demands, which should be optimised to ensure the highest expected lifetime fitness in given mortality and production conditions (Stearns 1992, Kozłowski 2006). Considering this idea, the alternating allocations between growth and reproduction that lead to indeterminate growth reflect changes in allocation optima, with temporal shifts in the capacity to survive and/or reproduce. The woodlouse *P. scaber* and many other isopod species inhabit seasonal environments, and life history models have demonstrated that seasonal alternations of the periods suitable for survival, offspring production, and growth with less favourable periods establish the selective forces that favour the continuation of somatic growth after maturation (Kozłowski and Teriokhin 1996, Czarnoleski and Kozłowski 1998, Ejsmond et al. 2010). However, as suggested by Heino and Kaitala (1996) and Czarnoleski and Kozłowski (1998), the strategy of indeterminate growth might also bring additional fitness benefits if organisms engage in offspring brooding. Carrying offspring creates temporary changes in mortality/physiological performance and links between the fate of the offspring and that of the mother, leading to shifts in the optimality of growth and reproduction through time. Unfortunately, the costs associated with offspring brooding are poorly studied in isopods, but we might expect them in the form of increased vulnerability to predation and/or increased energetic costs associated with locomotion and supplementation of offspring. For example, Kight and Ozga (2001) observed that gravid

females of *Porcellio laevis* were less mobile than were non-gravid females. In addition, female isopods are postulated to regulate the pH and osmolality of their marsupial fluids and provision their broods with necessary resources via the so-called cotyledon (Lardies et al. 2004a). Furthermore, Lardies et al. (2004a) showed that gravid females had lower ingestion rates and digestibility and higher metabolic rates than did non-gravid ones. Interestingly, Perrin and Sibly (1993) suggested another mechanism that favours indeterminate growth among offspring brooders, which is non-exclusive of the hypothesis of a role of discontinuities in mortality/physiological capacity. If current offspring production is limited by the space provided by the brooding cavities rather than by the physiological capacity to produce new tissue, organisms are selected to direct surplus resources to further somatic growth, thereby increasing their fertility at the following reproductive event. There is some evidence to suggest that the maximal reproductive performance of isopods might be restricted by the volume of the marsupial pouches (Lardies et al. 2004a, Appel et al. 2011). Nevertheless, we found no indication that such limitations change with body size in females of *P. scaber*. The relationship between clutch size and female size did not deviate from linearity. In addition, we detected substantial variance in the mass of clutches produced by females of a given body size, which suggests that reproductive capacity might not be entirely dependent on the space limitation of the marsupium, unless the volume of the marsupium is highly variable at a given body mass.

Our data on *P. scaber* show that the dry body mass of offspring differed between broods by as much as 62%. A significant part of this variance was linked to differences in clutch size and female body mass, but the pattern of this dependence was complex. Supporting hypothesis ii, the size of offspring was positively related to female size, but this pattern existed only if we considered small clutches. Focusing on larger clutches, we found no apparent relationship between offspring size and female size. In accord with hypothesis iii, the size and number of offspring were inversely related, but this pattern existed only among larger females. In broods produced by smaller females, the two traits were not correlated. To date, studies of isopods have only occasionally addressed the question of whether offspring size changes with either female size or clutch size. According to our literature search, the relationships between female size and offspring size and between offspring size and clutch size have only been studied in 18 and 7 species, respectively. For nearly half of these species, we found evidence that supports a positive relationship between female size and offspring size (hypothesis ii) and a trade-off between offspring size and clutch size (hypothesis iii). It is suggestive that all studies that failed to find evidence of such a trade-off (Fig. 3C) overlooked the potential effects of female size in the statistical analysis of offspring size and clutch size data. In effect, many of these results might represent false negatives because differences in clutch size driven by female size are not primarily generated by the trade-off between offspring size and number but rather by the higher capacity of larger animals to produce new tissue (as shown in Figs 1A, 3A). Furthermore, the positive effects of female size on offspring size can lead to a positive correlation between offspring size and clutch size. Apparently, this is the case in the isopod *Bethalus pretoriensis* (Telford and Dangerfield 1995), which was the only species we found for which a positive association

between clutch size and offspring size was reported; furthermore, a positive association between offspring size and female size was found in this species (see Suppl. material 1).

Examples of life history strategies in which offspring size is a function of parent size are rare in nature, and their evolutionary origins are puzzling (Rollinson and Rowe 2016). Apart from isopods, positive relationships between offspring size and female size have previously been reported in some other arthropods (Fox and Czesak 2000) and some species of snakes (Ford and Seigel 2011) and fish (Hendry et al. 2001, Hendry and Day 2003). Interestingly, in the pipefish (Syngnathidae), the positive relationship between offspring size and female size characterized pouch-brooding species but not ventral-brooding species (Braga Goncalves et al. 2011). In isopods, the positive correlation between female size and offspring size was also demonstrated on the interspecific level (Sutton et al. 1984). Different phenomena have been invoked to understand why larger females might produce larger offspring, including competition between siblings (Parker and Begon 1986), unequal benefits from increased fecundity in small vs large females (McGinley 1989), varying efficiency of resource acquisition from parents (Sakai and Harada 2001), increased parental mortality during reproduction (Kindsvater and Otto 2014), and an increased capacity of larger females to meet the overhead costs of reproduction (Filin 2015). With different degrees of relevance, each of these phenomena might apply to isopods. Nevertheless, here we consider that in live-bearing organisms such as isopods, the survival of offspring during brooding is tightly linked to the survival of the parent, a concept that has helped explain the evolution of indeterminate growth pattern in isopods. According to the life history model of Jørgensen et al. (2011), this tight association promotes increased investment in individual offspring by larger females if larger females have improved survival compared to smaller females. If the development of larger offspring requires longer brooding and if brooding is costly, then the production of larger offspring should be more beneficial to larger females because brooding is relatively less costly for them. Importantly, this scenario can help to rationalise the complex pattern found in our data on *P. scaber*. It is suggestive that larger females produced larger offspring only if we considered small broods. We can expect that a small brood (several offspring in our case) is relatively more costly for small females than for large females, which have much higher reproductive potential (more than 100 offspring in our case). If the cost of brooding corresponds to the risk of mortality, then larger brooding females with small broods should suffer relatively lower costs, which should select them for increased investment in individual offspring. Certainly, before drawing firm conclusions regarding this phenomenon, future studies should better identify how the costs of marsupial brooding change with clutch size and female size.

## Conclusions

Based on the integrated findings reported here, we can attempt to form conclusions about the most common patterns in the size dependence of isopod reproduction and

the significance of these patterns for understanding the evolution of isopod life histories. In nearly all the studied species, we found a strong size dependence of female reproductive capacity. Such a dependence is important for explaining the evolution of an indeterminate growth strategy in many species of isopods. Data from nearly half of the isopod species revealed a negative relationship between offspring size and offspring number and a positive relationship between mother size and offspring size. Importantly, our case study of *P. scaber* suggests that the emergence of each pattern is context-dependent: a positive effect of female size on offspring size was observed only in smaller broods, and a negative relationship between clutch size and offspring size was observed only for larger females. We propose that these patterns be viewed as different elements of a single phenomenon: a lifetime strategy of investment in growth, reproduction and the parental care provided to single offspring that is shaped by selective conditions. The key message of this study is that to gain a better understanding of this strategy in isopods, we must consider the effects of marsupial brooding, especially its costs and the linkage between the survival of mothers and that of their offspring. We hope that our synthesis of theoretical ideas and data on isopods will increase the intersection of life history theory and empirical research in isopods and that this work will stimulate further theory development and lead to an improved understanding of the ecology and evolution of isopods.

## Acknowledgements

This project was funded by the Jagiellonian University (grants DS/WBiNoZ/INoŚ/757/2018 and DS/MND/WBiNoZ/INoŚ/1/2017) and the National Science Centre in Poland (grant 2011/02/A/NZ8/00064).

## References

- Achouri MS, Charfi-Cheikhrouha F, Marques JC (2002) Biology, Population Structure and Field-Growth Rates of *Porcellionides pruinosus* (Brandt 1833) at Garat Nâam (Kasserine, Tunisia). *Crustaceana* 75: 1241–1262. <https://doi.org/10.1163/156854002321518171>
- Achouri MS, Charfi-Cheikhrouha F, Zimmer M (2008) Reproductive patterns in syntopic terrestrial isopod species (Crustacea, Isopoda, Oniscidea) from Morocco. *Pedobiologia* 52: 127–137. <https://doi.org/10.1016/j.pedobi.2008.05.002>
- Adler D, Duncan Murdoch D (2017) rgl: 3D Visualization Using OpenGL – R package version 0.98.22. <https://CRAN.R-project.org/package=rgl>
- Al Jetlawi ABA, Nair GA (1994) Breeding and population biology of *Armadillo officinalis* (Isopoda: Oniscidea) in Benghazi, Libya. *Journal of Arid Environments* 27: 241–255. <https://doi.org/10.1006/jare.1994.1061>
- Appel C, Quadros AF, Araujo PB (2011) Marsupial extension in terrestrial isopods (Crustacea, Isopoda, Oniscidea). *Nauplius* 19: 123–128. <https://doi.org/10.1590/S0104-64972011000200003>

- Araujo PB, Bond-Buckup G (2005) Population structure and reproductive biology of *Atlantoscia floridana* (van Name, 1940) (Crustacea, Isopoda, Oniscidea) in southern Brazil. *Acta Oecologica* 28: 289–298. <https://doi.org/10.1016/j.actao.2005.05.005>
- Ben Souissi E, Hamaied S, Medini-Bouaziz (2015) Phenologie de la reproduction de *Sphaeroma serratum* (Fabricius 1787) de Menzel Abderrahmane (Bizerte, Tunisie). *Bulletin de l'Institut National des Sciences de la Mer* 19: 32–36.
- Braga Goncalves I, Ahnesjö I, Kvarnemo C (2011) The relationship between female body size and egg size in pipefishes. *Journal of Fish Biology* 78: 1847–1854. <https://doi.org/10.1111/j.1095-8649.2011.02984.x>
- Brody MS, Lawlor LR (1984) Adaptive variation in offspring size in the terrestrial isopod, *Armadillidium vulgare*. *Oecologia* 61: 55–59. <https://doi.org/10.1007/BF00379089>
- Carefoot TH (1973) Studies on the growth, reproduction, and life cycle of the supralittoral isopod *Ligia pallasii*. *Marine Biology* 18: 302–311. <https://doi.org/10.1007/BF00347793>
- Clarke A, Gore DJ (1993) Egg size and composition in Ceratoserolis (Crustacea: Isopoda) from the Weddell Sea. *Polar Biology* 12: 129–134.
- Czarnoleski M, Kozłowski J (1998) Do Bertalanffy's growth curves result from optimal resource allocation? *Ecology Letters* 1: 5–7. <https://doi.org/10.1046/j.1461-0248.1998.0007b.x>
- Czarnoleski M, Kozłowski J, Stańczykowska A, Lewandowski K (2003) Optimal resource allocation explains growth curve diversity in zebra mussels. *Evolutionary Ecology Research* 5: 571–587.
- Czarnoleski M, Kozłowski J, Lewandowski K, Mikołajczyk M, Müller T, Stańczykowska A (2005) Optimal resource allocation explains changes in the zebra mussel growth pattern through time. *Evolutionary Ecology Research* 7: 821–835.
- Dangerfield JM, Telford SR (1990) Breeding phenology, variation in reproductive effort and offspring size in a tropical population of the woodlouse *Porcellionides pruinosus*. *Oecologia* 82: 251–258. <https://doi.org/10.1007/BF00323542>
- Dangerfield JM, Telford SR (1995) Tactics of Reproduction and Reproductive Allocation in Four Species of Woodlice from Southern Africa. *Journal of Tropical Ecology* 11: 641–649. <https://doi.org/10.1017/S0266467400009196>
- Ejmond MJ, Czarnoleski M, Kapustka F, Kozłowski J (2010) How to time growth and reproduction during vegetative season: an evolutionary choice for indeterminate growers in seasonal environments. *American Naturalist* 175: 551–563. <https://doi.org/10.1086/651589>
- Ejmond MJ, Varpe Ø, Czarnoleski M, Kozłowski J (2015) Seasonality in offspring value and trade-offs with growth explain capital breeding. *American Naturalist* 186: E111–E125. <https://doi.org/10.1086/683119>
- Filin I (2015) The relation between maternal phenotype and offspring size, explained by overhead material costs of reproduction. *Journal of Theoretical Biology* 364: 168–178. <https://doi.org/10.1016/j.jtbi.2014.09.007>
- Fogelman RM, Grutter AS (2008) Mancae of the parasitic cymothoid isopod, *Anilocra apogonae*: Early life history, host-specificity, and effect on growth and survival of preferred young cardinal fishes. *Coral Reefs* 27: 685–693. <https://doi.org/10.1007/s00338-008-0379-2>
- Fonseca DB, Veloso VG, Cardoso RS (2000) Growth, mortality, and reproduction of *Excirrolana braziliensis* Richardson, 1912 (Isopoda, Cirolanidae) on the Prainha Beach, Rio De Janeiro, Brazil. *Crustaceana* 73: 535–545. <https://doi.org/10.1163/156854000504642>

- Ford NB, Seigel RA (2011) Offspring size variation in snakes. In: Altridge RD, Sever DM (Eds) Reproductive biology and phylogeny of snakes. Science Publishers, Enfield, 573–587. <https://doi.org/10.1643/OT-11-163>
- Fox CW, Czesak ME (2000) Evolutionary Ecology of Progeny Size in Arthropods. Annual Review of Entomology 45: 341–369. <https://doi.org/10.1146/annurev.ento.45.1.341>
- Furota T, Takeshi I (1999) Life cycle and environmentally induced semelparity in the shore isopod *Ligia cinerascens* (Ligiidae) on a Cobble shore along Tokyo Bay, Central Japan. Journal of Crustacean Biology 19: 752–761. <https://doi.org/10.1163/193724099X00484>
- Glazier DS, Wolf JF, Kelly CJ (2003) Reproductive investment of aquatic and terrestrial isopods in central Pennsylvania (U.S.A.). In: Sfenthourakis S, Araujo PB, Hornung E, Schmalfluss H, Taiti S, Szlavecz K (Eds) Biology of Terrestrial Isopods. Volume 5, 151–179.
- Gonçalves SC, Pardal MA, Cardoso PG, Ferreira SM, Marques JC (2005) Biology, population dynamics and secondary production of *Tylos europaeus* (Isopoda, Tylidae) on the western coast of Portugal. Marine Biology 147: 631–641. <https://doi.org/10.1007/s00227-005-1609-6>
- Hamaied S, Charfi-Cheikhrouha F (2004) Life cycle and Population dynamic of *Armadillidium pelagicum* Arcangeli, 1955 (Isopoda, Oniscidea) at Aouina. Comptes Rendus Biologies 327: 343–352. <https://doi.org/10.1016/j.crv.2004.02.005>
- Heino M, Kaitala V (1996) Optimal Resource Allocation Between Growth and Reproduction in Clams: Why Does Indeterminate Growth Exist? Functional Ecology 10: 245–251. <https://doi.org/10.2307/2389849>
- Hendry AP, Day T, Cooper AB (2001) Optimal Size and Number of Propagules: Allowance for Discrete Stages and Effects of Maternal Size on Reproductive Output and Offspring Fitness. The American Naturalist 157: 387–407. <https://doi.org/10.1086/319316>
- Hendry AP, Day T (2003) Revisiting the positive correlation between female size and egg size. Evolutionary Ecology Research 5: 421–429.
- Holdich DM (1968) Reproduction, growth and bionomics of *Dynamene bidentata* (Crustacea: Isopoda). Journal of Zoology: Proceedings of the Zoological Society of London 156: 137–153. <https://doi.org/10.1111/j.1469-7998.1968.tb05925.x>
- Hornung E (1988) Preliminary data to the clutch-size of *Trachelipus nodulosus* C.L.Koch in different habitats. Acta Biologica Szegedensis 34: 169–171.
- Hornung E (2011) Evolutionary adaptation of oniscidean isopods to terrestrial life: Structure, physiology and behavior. Terrestrial Arthropod Reviews 4: 95–130. <https://doi.org/10.1163/187498311X576262>
- Hornung E, Szlavecz K, Dombos M (2015) Demography of some non-native isopods (Crustacea, Isopoda, Oniscidea) in a Mid-Atlantic forest, USA. ZooKeys 2015: 127–143. <https://doi.org/10.3897/zookeys.515.9403>
- Horváthová T, Antol A, Czarnoleski M, Kramarz P, Bauchinger U, Labecka AM, Kozłowski J (2015) Does temperature and oxygen affect duration of intramarsupial development and juvenile growth in the terrestrial isopod *Porcellio scaber* (Crustacea, Malacostraca)? ZooKeys 2015: 67–79. <https://doi.org/10.3897/zookeys.515.9353>
- Horváthová T, Antol A, Czarnoleski M, Kozłowski J, Bauchinger U (2017) An evolutionary solution of terrestrial isopods to cope with low atmospheric oxygen levels. Journal of Experimental Biology 220: 1563–1567. <https://doi.org/10.1242/jeb.156661>

- Ivanov FM (2011) Reproductive Parameters of *Porcellium collicola* (Verhoeff, 1907) and *Trachelipus arcuatus* (Buddelund, 1885) (Crustacea: Isopoda: Oniscidea) in South Romania. *Travaux du Muséum National d'Histoire Naturelle "Grigore Antipa"* 54: 365–377. <https://doi.org/10.2478/v10191-011-0023-1>
- Johnson WS (1976) Biology and population dynamics of the intertidal Isopod *Cirolana harfordi*. *Marine Biology* 36: 343–350. <https://doi.org/10.1007/BF00389196>
- Jones DA (1970) Population densities and breeding in *Eurydice pulchra* and *Eurydice affinis* in Britain. *Journal of the Marine Biological Association of the United Kingdom* 50: 635–655. <https://doi.org/10.1017/S0025315400004926>
- Jones MB, Naylor E (1971) Breeding and bionomics of the British members of the *Jaera albifrons* group of species (Isopoda: Asellota). *Journal of Zoology: Proceedings of the Zoological Society of London* 165: 183–199. <https://doi.org/10.1111/j.1469-7998.1971.tb02181.x>
- Jørgensen C, Auer SK, Reznick DN (2011) A Model for Optimal Offspring Size in Fish, Including Live-Bearing and Parental Effects. *The American Naturalist* 177: E119–E135. <https://doi.org/10.1086/659622>
- Jormalainen V, Merilaita S, Riihimäki J (2001) Costs of intersexual conflict in the isopod *Idotea baltica*. *Journal of Evolutionary Biology* 14: 763–772. <https://doi.org/10.1046/j.1420-9101.2001.00325.x>
- Kashani GM, Sari A, Hosseinie S, Malek M, Entezari E (2011) Life cycle and population structure of the terrestrial Isopod *Hemilepistus klugii* (Brandt, 1833) (Isopoda: Oniscidea) in Iran. *Journal of Natural History* 45: 2081–2094. <https://doi.org/10.1080/00222933.2011.582965>
- Khemaissia H, Bouslama MF, Jelasi R, Ayari-Akkari A, Souty-Grosset C, Nasri-Ammar K (2016) Biology and population structure of *Porcellio lamellatus*. *Vie et milieu - Life and environment* 66: 159–170.
- Kight SL, Ozga M (2001) Costs of reproduction in the terrestrial isopod *Porcellio laevis* Latreille (Isopoda: Oniscidea): brood-bearing and locomotion. *Journal of the Kansas Entomological Society* 74: 166–171. <http://www.jstor.org/stable/25086013>
- Kindsvater HK, Otto SP (2014) The Evolution of Offspring Size across Life-History Stages. *The American Naturalist* 184: 543–555. <https://doi.org/10.1086/678248>
- Klapow LA (1970) Ovoviviparity in the genus *Excirrolana* (Crustacea: Isopoda). *Journal of Zoology* 162: 359–369. <https://doi.org/10.1111/j.1469-7998.1970.tb01271.x>
- Knaub J (2009) Properties of Weighted Least Squares Regression for Cutoff Sampling in Establishment Surveys. *InterStat* December 2009: 1–38. <http://interstat.statjournals.net/YEAR/2009/abstracts/0912003.php?Name=912003>.
- Kozłowski J, Wiegert RG (1987) Optimal age and size at maturity in annuals and perennials with determinate growth. *Evolutionary Ecology* 1: 231–244. <https://doi.org/10.1007/BF02067553>
- Kozłowski J (1992) Optimal allocation of resources to growth and reproduction: Implications for age and size at maturity. *TREE* 7: 15–19. [https://doi.org/10.1016/0169-5347\(92\)90192-E](https://doi.org/10.1016/0169-5347(92)90192-E)
- Kozłowski J (1996) Optimal allocation of resources explains interspecific life-history patterns in animals with indeterminate growth. *Proceedings of the Royal Society of London B* 263: 559–566. <https://doi.org/10.1098/rspb.1996.0084>



- Kozłowski J, Teriokhin AT (1999) Energy Allocation between Growth and Reproduction: The Pontryagin Maximum Principle Solution for the Case of Age- and Season-Dependent Mortality. *Evolutionary Ecology Research* 1: 423–441.
- Kozłowski J (2006) Why life histories are diverse. *Polish Journal of Ecology* 54: 585–605.
- Kroer N (1989) Life cycle characteristics and reproductive patterns of *Idotea* spp. (Isopoda) in the limfjord, Denmark. *Ophelia* 30: 63–74. <https://doi.org/10.1080/00785326.1989.10430837>
- Labecka AM, Domagala J (2018) Continuous reproduction of *Sinanodonta woodiana* (Lea, 1824) females: an invasive mussel species in a female-biased population. *Hydrobiologia* 810: 1–20. <https://doi.org/10.1007/s10750-016-2835-2>
- Lardies MA, Cotoras IS, Bozinovic F (2004a) The energetics of reproduction and parental care in the terrestrial isopod *Porcellio laevis*. *Journal of Insect Physiology* 50: 1127–1135. <https://doi.org/10.1016/j.jinsphys.2004.10.005>
- Lardies MA, Bacigalupe LD, Bozinovic F (2004b) Testing the metabolic cold adaptation hypothesis: An intraspecific latitudinal comparison in the common woodlouse. *Evolutionary Ecology Research* 6: 567–578. <https://doi.org/10.1139/Z04-033>
- Lawlor LR (1976) Parental investment and offspring fitness in the terrestrial isopod *Armadillidium vulgare* (Latr.) (Crustacea: Oniscoidea). *Evolution; international journal of organic evolution* 30: 775–785. <https://doi.org/10.2307/2407817>
- Leifsson BR (1998) Life cycles, breeding periods and vertical distribution of *Idotea granulosa* Rathke and *I. pelagica* Leach (Crustacea, Isopoda) on Icelandic shores. *Sarsia* 83: 1–13. <https://doi.org/10.1080/00364827.1998.10413664>
- Leonardos I, Trilles JP (2004) Reproduction of *Mothocya epimerica* (Crustacea: Isopoda: Cy-mothoidae), parasitic on the sand smelt *Atherina boyeri* (Osteichthyes: Atherinidae) in Greek lagoons. *Diseases of Aquatic Organisms* 62: 249–253. <https://doi.org/10.3354/dao062249>
- Leonardsson K (1986) Growth and reproduction of *Mesidotea entomon* (Isopoda) in the northern Bothnian Sea. *Ecography* 9: 240–244. <https://doi.org/10.1111/j.1600-0587.1986.tb01214.x>
- Lins LSF, Ho SYW, Lo N (2017) An evolutionary timescale for terrestrial isopods and a lack of molecular support for the monophyly of Oniscidea (Crustacea: Isopoda). *Organisms Diversity and Evolution* 17: 813–820. <https://doi.org/10.1007/s13127-017-0346-2>
- Luxmoore RA (1982) The reproductive biology of some serolid isopods from the Antarctic. *Polar Biology* 1: 3–11. <https://doi.org/10.1007/BF00568750>
- Ma HHT, Lam PKS, Dudgeon D (1991) Interspecific and Intraspecific Variation in the Life Histories of 3 Sympatric Isopods in a Hong-Kong Forest. *Journal of Zoology* 224: 677–687. <https://doi.org/10.1111/j.1469-7998.1991.tb03795.x>
- Manyak-Davis A, Bell TM, Sotka EE (2013) The Relative Importance of Predation Risk and Water Temperature in Maintaining Bergmann's Rule in a Marine Ectotherm. *The American Naturalist* 182: 347–358. <https://doi.org/10.1086/671170>
- Marques JC, Martins I, Teles-Ferreira C, Cruz S (1994) Population dynamics, life history, and production of *Cyathura carinata* (Krøyer) (Isopoda: Anthuridae) in the Mondego Estuary, Portugal. *Journal of Crustacean Biology* 14: 258–272. <https://doi.org/10.1163/193724094X00254>

- McGinley M (1989) The influence of a positive correlation between clutch size and offspring fitness on the optimal offspring size. *Evolutionary Ecology* 3: 150–156. <https://doi.org/10.1007/BF02270917>
- Medini-Bouaziz L, El-Gtari M, Charfi-Cheikhrouha F (2015) Reproductive traits of *Porcellio variabilis* Lucas, 1946 (Isopoda, Oniscidea) from Tunisia. *Open Life Sciences* 10: 505–513. <https://doi.org/10.1515/biol-2015-0052>
- Medini-Bouaziz L, El Gtari M, Hamaied S, Charfi-Cheikhrouha F (2017) Population dynamics and reproductive aspects of *Porcellio albinus* (Isopoda, Oniscidea) of Zarat (Gabes, Tunisia). *Invertebrate Reproduction and Development* 61: 18–26. <https://doi.org/10.1080/07924259.2016.1263242>
- Medini-Bouaziz L, Naceur Fessi A, Charfi-Cheikhrouha F (2017) Breeding patterns in the pre-desert oniscid isopod *Porcellio buddelundi* of Matmata (Gabès, Tunisia). *Invertebrate Reproduction & Development* 61: 218–224. <https://doi.org/10.1080/07924259.2017.1331936>
- Miller RH, Cameron GN (1983) Intraspecific variation of life history parameters in the terrestrial isopod, *Armadillidium vulgare*. *Oecologia* 57: 216–226. <https://doi.org/10.1007/BF00379583>
- Montesanto G, Pizzo GM, Caruso D, Lombardo BM (2012) The postmarsupial development of *Porcellio siculoccidentalis*, with some data on reproductive biology (Crustacea, Isopoda, Oniscidea). *ZooKeys* 176: 87–101. <https://doi.org/10.3897/zookeys.176.2369>
- Moreira PS, Pires AMS (1977) Aspects of the breeding biology of *Janaira gracilis* Moreira & Pires (Crustacea, Isopoda, Asellota). *Boletim do Instituto Oceanográfico, Sao Paulo* 26: 181–199. <https://doi.org/10.1590/S0373-55241977000100006>
- Nair GA (1998) Reproductive and population biology of *Porcellio scaber* (Isopoda, Oniscidea) in Benghazi, Libya. *Israel Journal of Zoology* 44: 399–412.
- Ólafsson EB, Persson LE (1986) Distribution, life cycle and demography in a brackish water population of the isopod *Cyathura carinata* (Kröyer) (Crustacea). *Estuarine, Coastal and Shelf Science* 23: 673–687. [https://doi.org/10.1016/0272-7714\(86\)90105-8](https://doi.org/10.1016/0272-7714(86)90105-8)
- Paris OH, Pitelka FA (1962) Population characteristics of the terrestrial isopod *Armadillidium vulgare* in California Grassland. *Ecology* 43: 229–248. <https://doi.org/10.2307/1931979>
- Parker B, Begon M (1986) Optimal egg size and clutch size: effects of environment and maternal phenotype. *The American Naturalist* 128: 573–592. <https://doi.org/10.1086/284589>
- Perrin N, Sibly RM (1993) Dynamic Models of Energy Allocation and Investment. *Annual Review of Ecology and Systematics* 24: 379–410. <https://doi.org/10.1146/annurev.es.24.110193.002115>
- Phillipson J, Watson J (1965) Reviewed Respiratory Metabolism of the Terrestrial Isopod *Oniscus asellus* L. *Oikos* 16: 78–87. <https://doi.org/10.2307/3564867>
- Quadros AF, Araujo PB, Sokolowicz CC (2008) Reproduction of Neotropical isopods (Crustacea: Oniscidea) in southern Brazil: similarities and differences relative to temperate and tropical species. In: Zimmer M, Charfi-Cheikhrouha F, Taiti S (Eds) *Proceeding of the 7<sup>th</sup> International Symposium of Terrestrial Isopod Biology Aachen, Germany*, 81–90.

- Quinn GP, Keough MJ (2002) Multiple and complex regression. In: Quinn GP, Keough MJ (Eds) *Experimental design and data analysis for biologists*. Cambridge University Press, Cambridge, 111–142. <https://doi.org/10.1017/CBO9780511806384.007>
- R-Project (2018) A language and environment for statistical computing. R Foundation for Statistical Computing, Vienna, Austria. <http://www.R-project.org/>
- Rigaud T, Moreau J, Juchault P (1999) Wolbachia infection in the terrestrial isopod *Oniscus asellus*: sex ratio distortion and effect on fecundity. *Heredity* 83: 469–475. <https://doi.org/10.1038/sj.hdy.6885990>
- Rollinson N, Rowe L (2016) The positive correlation between maternal size and offspring size: fitting pieces of a life-history puzzle. *Biological Reviews* 91: 1134–1148. <https://doi.org/10.1111/brv.12214>
- Saito S (1969) Energetics of isopod populations in a forest of central Japan. *Researches on Population Ecology* 11: 229–258. <https://doi.org/10.1007/BF02936269>
- Sakai S, Harada Y (2001) Why do large mothers produce large offspring? Theory and a test. *The American Naturalist* 157: 348–359. <https://doi.org/10.1086/319194>
- Salemaa H (1986) Breeding biology and microhabitat utilization of the intertidal isopod *Idotea granulosa* Rathke, in the Irish Sea. *Estuarine, Coastal and Shelf Science* 22: 335–355. [https://doi.org/10.1016/0272-7714\(86\)90047-8](https://doi.org/10.1016/0272-7714(86)90047-8)
- Shafir A, Field JG (1980) Population dynamics of the isopod *Cirolana imposita* Barnard in a Kelp-bed. *Crustaceana* 39: 185–196. <https://doi.org/10.1163/156854080X00076>
- Shedden M (1977) The breeding biology of *Idotea pelagica* (Isopoda: Valvifera) with notes on the occurrence and biology of its parasite *Clypeoniscus hansenii* (Isopoda: Epicaridea). *Journal of the Marine Biological Association of the United Kingdom* 57: 659–674. <https://doi.org/10.1017/S0025315400025108>
- Smith CC, Fretwell SD (1974) The Optimal Balance between Size and Number of Offspring. *The American Naturalist* 108: 499–506. <https://doi.org/10.1086/282929>
- Sokolowicz CC, Araujo PB (2013) Reproductive pattern of the neotropical terrestrial isopod *Benthana cairensis* (Isopoda: Philosciidae). *Journal of Crustacean Biology* 33: 210–217. <https://doi.org/10.1163/1937240X-00002126>
- Stearns SC (1992) *The evolution of life histories*. Chapman & Hall, New York, London.
- Steel EA (1961) Some observations of the life history of *Asellus aquaticus* (L.) and *Asellus meridicanus* Racovitza (Crustacea : Isopoda). *Journal of Zoology* 137: 71–87. <https://doi.org/10.1111/j.1469-7998.1961.tb06162.x>
- Strong KW, Daborn GR (1979) Growth and energy utilization of the intertidal isopod *Idotea baltica* (Pallas) (Crustacea: Isopoda). *Journal of Experimental Marine Biology and Ecology* 41: 101–123. [https://doi.org/10.1016/0022-0981\(79\)90046-7](https://doi.org/10.1016/0022-0981(79)90046-7)
- Sunderland KD, Hassall M, Sutton SL (1976) The population dynamics of *Philoscia muscorum* (Crustacea, Oniscoidea) in a dune grassland ecosystem. *Journal of Animal Ecology* 45: 487–506. <https://doi.org/10.2307/3887>
- Sutton SL, Hassall M, Willows R, Davis RC, Grundy A, Sunderland KD (1984) Life Histories of Terrestrial Isopods: A Study of Intra- and Interspecific Variation. *Symposia of the Zoological Society of London* 53: 269–294.

- Sutton SL (1968) The population dynamics of *Trichoniscus pusillus* and *Philoscia muscorum* (Crustacea, Oniscoidea) in limestone grassland. *Journal of Animal Ecology* 37: 425–444. <https://doi.org/10.2307/2958>
- Telford SR, Dangerfield JM (1995) Offspring size variation in some southern African woodlice. *African Journal of Ecology* 33: 236–241. <https://doi.org/10.1111/j.1365-2028.1995.tb00801.x>
- Thiel M (2000) Extended parental care behavior in crustaceans – A comparative overview. *Crustacean Issues* 12: 211–226
- Tanaka R, Karasawa S (2018) Life histories and soil water content preferences of sympatric exotic and native terrestrial isopods. *Entomological Science*: 198–209. <https://doi.org/10.1111/ens.12298>
- Vogt G (2016) Structural specialties, curiosities, and record-breaking features of crustacean reproduction. *Journal of Morphology* 277: 1399–1422. <https://doi.org/10.1002/jmor.20582>
- Wägele JW (1987) On the Reproductive Biology of *Ceratoserolis trilobitoides* (Crustacea: Isopoda): Latitudinal Variation of Fecundity and Embryonic Development. *Polar Biology* 7: 11–24. <https://doi.org/10.1007/BF00286819>
- Wägele JW (1990) Growth in captivity and aspects of reproductive biology of the Antarctic fish parasite *Aega antarctica* (Crustacea, Isopoda). *Polar Biology* 10: 521–527. <https://doi.org/10.1007/BF00233701>
- Waller A, Verdi A (2016) Reproductive Patterns of Terrestrial Isopods (Crustacea, Isopoda, Oniscidea) from Uruguay. *International Journal of Biology* 8: 12–20. <https://doi.org/10.5539/ijb.v8n4p12>
- Warburg MR (1995a) Growth and reproduction in a rare desert isopod: *Porcellio barroisi* (Oniscidea; Porcellionidae) from the Central Negev mountains. *Journal of Arid Environments* 31: 199–204. <https://doi.org/10.1006/jare.1995.0060>
- Warburg MR (1995b) Continuous breeding in two rare, fossorial, oniscid isopod species from the Central Negev Desert. *Journal of Arid Environments* 29: 383–393. [https://doi.org/10.1016/S0140-1963\(05\)80116-8](https://doi.org/10.1016/S0140-1963(05)80116-8)
- Warburg MR (2013) Post-parturial reproduction in terrestrial isopods: A partial review. *Invertebrate Reproduction and Development* 57: 10–26. <https://doi.org/10.1080/07924259.2011.633620>
- Willows RI (1987) Intrapopulation variation in the reproductive characteristics of two populations of *Ligia oceanica* (Crustacea: Oniscidea). *Journal of Animal Ecology* 56: 331–340. <https://doi.org/10.2307/4818>
- Zaabar W, Achouri MS, Charfi-Cheikhrouha F (2014) Life cycle and population dynamics of *Idotea balthica basteri* (Pallas, 1772), Isopoda Valvifera from the Bizerte lagoon (Southern Mediterranean Sea - Tunisia). *Marine Ecology* 35: 367–376. <https://doi.org/10.1111/macc.12095>
- Zaabar W, Charfi-Cheikhrouha F, Achouri MS (2016) The Influence of Environmental Factors on the Population Structure and Reproductive Biology of *Idotea balthica basteri* (Isopoda, Valvifera) of the Bizerte Lagoon. *Open Journal of Ecology* 6: 206–218. <https://doi.org/10.4236/oje.2016.64021>

## **Supplementary material I**

### **Table S1**

Authors: Andrzej Antoł, Marcin Czarnoleski

Data type: species data

Explanation note: Results of the literature search for reports of at least one of the following relationships in isopods: clutch size vs female size, offspring size vs female size, offspring size vs clutch size.

Copyright notice: This dataset is made available under the Open Database License (<http://opendatacommons.org/licenses/odbl/1.0/>). The Open Database License (ODbL) is a license agreement intended to allow users to freely share, modify, and use this Dataset while maintaining this same freedom for others, provided that the original source and author(s) are credited.

Link: <https://doi.org/10.3897/zookeys.801.23677.suppl1>