



# Early Childhood Development in Children Born to HIV-Infected Mothers: Perspectives From Kenyan Clinical Providers and Caregivers

Global Pediatric Health  
Volume 5: 1–13  
© The Author(s) 2018  
Article reuse guidelines:  
sagepub.com/journals-permissions  
DOI: 10.1177/2333794X18811795  
journals.sagepub.com/home/gph  


Megan S. McHenry, MS<sup>1,2</sup> , Eren Oyungu, MBChB, MMED<sup>3</sup>,  
Carole I. McAteer, MPH<sup>1,2</sup>, Ananda R. Ombitsa, BSc<sup>2</sup>,  
Erika R. Cheng, PhD, MPA<sup>1</sup>, Samuel O. Ayaya, MBChB, MMED<sup>2,3</sup>,  
and Rachel C. Vreeman, MD, MS<sup>1,2,3</sup>

## Abstract

**Objective.** To understand the perspectives of clinical providers and caregivers regarding early childhood development (ECD) in children born to HIV-infected mothers in Kenya. **Methods.** This was a qualitative study of provider and caregiver perspectives on ECD at 5 Kenyan HIV clinics, using semistructured interviews and focus group discussions. Constant comparison and triangulation methods were employed to elucidate the concepts of ECD. **Results.** Twenty-five providers and 67 caregivers participated. While providers understood ECD in terms of milestones, caregivers strongly equated ECD with physical growth. Factors affecting ECD, such as nutrition, perinatal effects, and illness, were perceived differently by providers and caregivers. Both groups generally believed that HIV-infected children would have typical ECD if adherent to their HIV treatment. **Conclusions.** Important considerations regarding ECD in this population were uncovered. Understanding provider and caregiver perspectives' on ECD in HIV-exposed children is critical for promoting ECD in this community.

## Keywords

child development, intellectual disabilities, HIV infections, qualitative research, Kenya, internationality

Received December 20, 2017. Received revised September 13, 2018. Accepted for publication October 10, 2018.

## Introduction

Despite increasing attention to early childhood development (ECD) in international settings, it is estimated that 43% (250 million) of children <5 years living in low- and middle-income countries may not reach their full developmental potential.<sup>1</sup> This loss of human potential is associated with an approximate 20% deficit in adult income, which has significant implications for individual and national economic development.<sup>2</sup> The United Nations Sustainable Development Goals, as well as international organizations and governments, are focused on addressing this loss through strategic frameworks to ensure that young children are reaching their full potential.<sup>3,4</sup>

Children living in the Republic of Kenya have multiple risk factors for poor developmental outcomes. Forty-two percent of Kenya's population live below the poverty line.<sup>5</sup> Stunting, or a height-for-age Z-score more than 2

standard deviations below the median, is a known proxy for development delays and is present in 35% of Kenyan children.<sup>5</sup> Chronic and recurrent infectious diseases, including diarrhea, malaria, tuberculosis, and human immunodeficiency virus (HIV), also have a significant role in Kenyan children's overall health and development.<sup>5</sup> In particular, every year, approximately 70 000 to 100 000 Kenyan children are born to mothers who are

<sup>1</sup>Indiana University, Indianapolis, IN, USA

<sup>2</sup>Academic Model Providing Access to Healthcare (AMPATH), Eldoret, Kenya

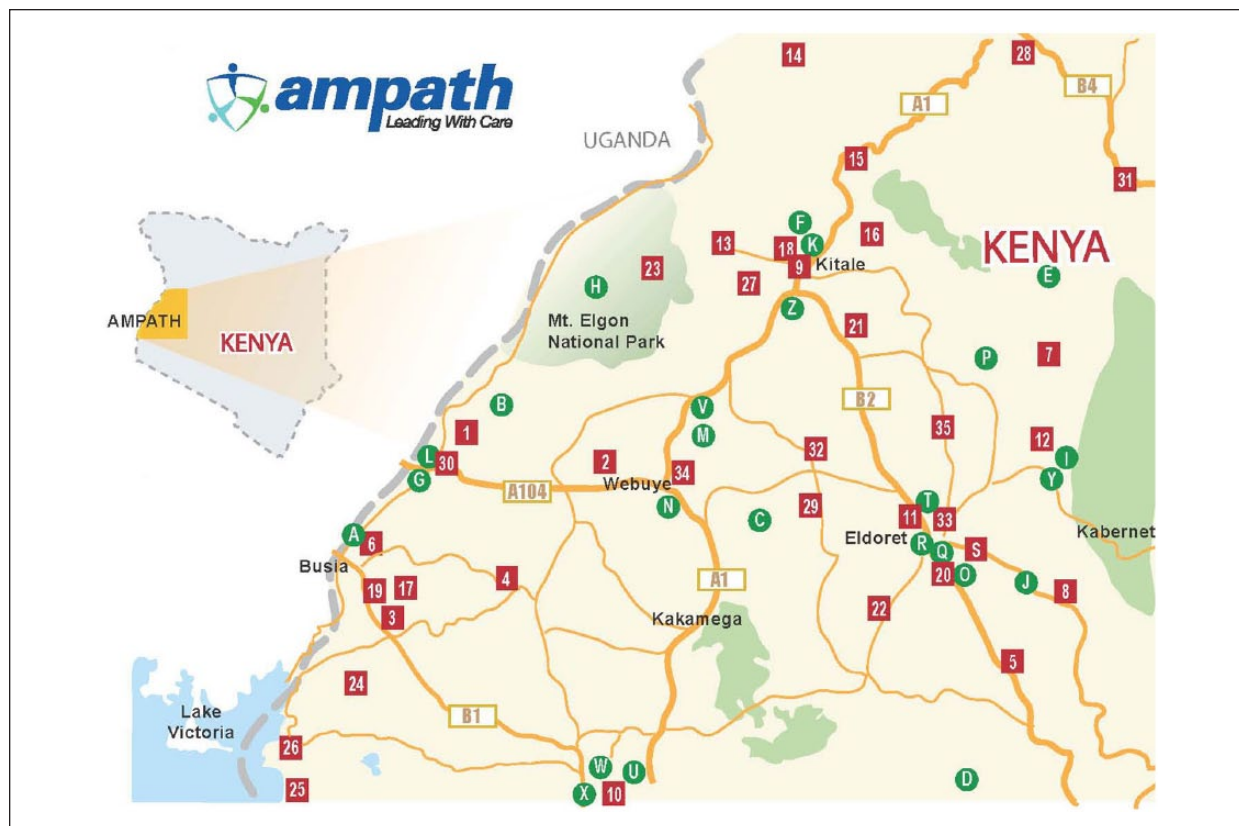
<sup>3</sup>Moi University, Eldoret, Kenya

### Corresponding Author:

Megan S. McHenry, Division of Pediatric Infectious Diseases and Global Health, Department of Pediatrics, Indiana University School of Medicine, 410 West 10th Street, HITS Suite 2000, Indianapolis, IN 46202, USA.

Email: msuhl@iu.edu





**Figure 1.** Clinical sites of research study: site 1 represented with “20”; site 2 represented with “18”; site 3 represented with “34”; site 4 represented with “26”; and site 5 represented with “32.”

HIV-infected (8% of all births), which often comes with multiple risk factors for worse developmental outcomes, such as malnutrition and maternal depression.<sup>6-9</sup> Across studies, children born to HIV-infected mothers are more likely to have cognitive and motor delays compared with their unexposed peers, making this population particularly vulnerable.<sup>10-12</sup>

In an effort to address ECD, Kenya’s Ministry of Education created policy and guidelines outlining the implementation of ECD programs within the country, including special needs services.<sup>4,13</sup> Yet while policy and guidelines for ECD exist in Kenya, little is known about the experiences and knowledge of ECD from clinical providers and caregivers of children born to HIV-infected mothers in this setting. Awareness of these perspectives is an important first step in understanding how ECD services are integrated within the communities needing them the most. Therefore, the primary objective of this study is to understand perspectives of ECD and development delays from clinical providers and caregivers of children born to HIV-infected mothers to help guide ECD promotion in this population.

## Methods

### Study Setting

This qualitative study was conducted at 5 HIV clinics within the Academic Model Providing Access to Healthcare (AMPATH) program in western Kenya. AMPATH is a long-standing collaboration between Moi University School of Medicine, Moi Teaching and Referral Hospital, and a consortium of North American academic medical centers led by the Indiana University School of Medicine.<sup>14</sup> Through AMPATH, comprehensive HIV care services are provided at 25 semirural and urban clinics and 40 satellite clinics in western Kenya. The 5 clinics included in this study were selected to strengthen the representativeness of providers and caregivers within AMPATH settings with varying levels of pediatric population sizes, levels of urbanization, and ethnic diversity. At the conclusion of this study, the urban site (site 1) had nearly 15 000 individuals actively in care; site 2 with nearly 8000 individuals; site 3 with approximately 3700 individuals; and site 4 and site 5 each with <3000 individuals actively in care (Figure 1).<sup>15</sup>

### **Study Participants, Recruitment, and Sampling**

We performed semistructured interviews with clinical providers caring for HIV-exposed and HIV-infected children and focus group discussions with caregivers of HIV-infected children. We chose semistructured interviews for providers to address topics specific to their individual training and experiences, while allowing for further pursuit of an idea or response.<sup>16</sup> Focus group discussions were chosen for caregivers to generate collective views of development and the implications behind those views.<sup>16</sup> Private interviews were offered to caregivers of a child with a known developmental delay. Each focus group discussion had 8 to 12 participants. Convenience sampling was used, with the guidance of clinic leadership. In following cultural norms, we requested that the clinic manager at each site choose up to 5 clinical providers who met the inclusion criteria. Each clinical site was limited to 5 interviews due to prior knowledge of the number of pediatric providers at each clinic, as well as time constraints while visiting each clinic. All clinical providers identified by the clinic manager as potential participants agreed to enroll in this study. Inclusion criteria for providers included providing clinical care at the AMPATH clinic and working with children <5 years old and their families. Caregivers were recruited by a study liaison, who was identified by the clinic manager at each study site. The study liaison was often a social worker or someone familiar with the families attending clinic. The eligible participants were informed about the study when they were coming in for a clinic visit. Inclusion criteria for caregivers included being a primary caregiver for a young (<8 years) HIV-infected child attending an AMPATH clinic. The study liaison organized a group of potential caregiver study participants, with whom our research team met with and discussed the details of the study. All caregivers identified by the liaison as potential participants agreed to enroll in this study.

### **Discussion Guides**

We created interview guides using input from local pediatric health care providers, literature on developmental assessments, and the Health Belief Model to help determine perspectives of ECDs.<sup>17</sup> The Health Belief Model contains concepts that predict why people may take action to prevent, screen for, or treat a medical condition.<sup>17</sup> These qualitative methods are particularly useful in cross-cultural settings to understand perspectives regarding medical conditions, as they allow for a more complete description of the topic of interest.<sup>18</sup> Separate

interview guides were used for providers' semistructured interviews and caregivers' focus group discussions; however, both covered similar themes related to ECD, including the following: general understanding of ECD; factors affecting development; additional considerations for children born to HIV-infected mothers; and identification and treatment of development delays (interview guides available on request). Providers were additionally asked about developmental assessments and referrals.

### **Data Collection and Management**

Twenty-five semistructured interviews and 7 focus group discussions (3 at the urban site and 1 at each semirural clinic) took place between March and June 2016. Prior to data collection, the study protocol and interview guides were extensively reviewed with the 3 interviewers during training. Data collection for the semistructured interviews and focus group discussions was conducted in a private, quiet room within the AMPATH clinics. Semistructured interviews lasted 30 to 60 minutes, and focus group discussions lasted 60 to 120 minutes. Participants received refreshments and US\$2 to compensate for travel. Semistructured interviews and focus group discussions were audio-recorded, transcribed verbatim, and then translated from Swahili into English, if necessary.

### **Data Analysis**

All interview transcripts were analyzed for themes within the participants' understanding of ECD and factors influencing development delays (transcripts are available on request). First, we created a priori codes emanated from the interview guide as a starting point for analysis. We then employed constant comparison and triangulation to identify central concepts.<sup>19,20</sup> The initial stage of constant comparative analysis was done through coding by investigators (MSM and CIM). Line-by-line coding was individually performed by the investigators (MSM, CIM, and ARO) using the qualitative analysis software Dedoose.<sup>21</sup> Kappa scores on a random sample of codes showed >0.90 agreement between MSM and CIM. Relevant themes and concepts were developed inductively from these data. After analysis, authors agreed that the themes were saturated and no further semistructured interviews or focus group discussions were necessary to elucidate new ideas. We used basic descriptive analyses to describe the study sample. Quotes, edited minimally for clarity, are provided to add descriptive detail and highlight major themes.

## Ethical Approvals

Written informed consent was obtained from all study participants, both caregivers and clinical providers, on enrollment to this study. This study was approved by the Institutional Review Board of Indiana University School of Medicine in Indianapolis, Indiana, and by the Institutional Research and Ethics Committee of Moi University School of Medicine and Moi Teaching and Referral Hospital in Eldoret, Kenya. The ethics committee at Moi University is registered with the US Office of Human Research Protections with its own Federalwide Assurances (FWA00003128).

## Results

Twenty-five clinical providers and 67 caregivers of HIV-infected children participated in this study. Most providers were clinical officers (a mid-level provider) and female. A quarter of providers (7/25) indicated having training in child development, and over half of these (4/7) noted that this training was within the context of their general clinical education. Nearly 90% of caregivers were biological mothers of the HIV-infected children. Approximately 40% of caregivers did not work outside the home and fewer than half received education beyond primary school (Table 1).

Within the framework of our interview guides, we highlighted general understanding of ECD, factors affecting development, additional considerations for children born to HIV-infected mothers, and identification and treatment of development delays. Themes within these categories are described.

## General Understanding of Child Development

The general understanding of ECD differed between providers and caregivers. Most providers understood that ECD consists of physical, mental, and physiological development across age ranges. Providers often stated that a child is expected to do certain tasks at certain ages, some using the term “milestones” and others describing examples of milestones (eg, a child should be able to sit at 6 months).

In contrast, caregivers generally did not have rigid or concrete definitions of ECD. When asked what the term “development” meant to them, most focused on their child’s birth, as well as their physical growth and feeding practices, especially within the first 6 months of life.

**Local Concepts of Development.** Participants of this study represented 6 Kenyan tribes: Luhya, Kalenjin, Luo, Kikuyu, Bantu, and Kisii. Each of these ethnic groups has a local language, which is often the first language

**Table 1.** Participant Demographics.

Variable	Total
<i>Clinical providers (n = 25)</i>	
Age (in years), mean (range)	36.9 (26-58)
Clinical experience (in years), mean (range)	9.2 (1-20)
Number of children at home, mean (range)	2.5 (0-8)
Female, n (%)	18 (72.0)
<i>Clinic position, n (%)</i>	
Clinical officer	6 (24.0)
Nurse	5 (20.0)
Psychosocial/social worker	5 (20.0)
Community outreach worker	4 (16.0)
Nutritionist	3 (12.0)
Other	2 (8.0)
<i>Caregivers (n = 67)</i>	
Age (in years), mean (range)	36.7 (19-67)
Number of children at home, mean (range)	3.7 (1-10)
Female, n (%)	59 (89.4) <sup>a</sup>
<i>Relation to child, n (%)</i>	
Mother/father	54 (80.6)
Aunt/uncle	6 (9.0)
Grandmother/grandfather	6 (9.0)
Co-wife	1 (1.5)
<i>Occupation</i>	
Business (eg, tailor, saloon)	31 (31.3)
Casual (eg, washing clothes, cleaning)	8 (11.9)
Laborer/farmer	7 (10.4)
Other	4 (6.0)
Not outside the home	27 (40.3)
<i>Education level</i>	
No schooling	3 (4.5)
Some primary school	20 (30.0)
Completed primary school	14 (21.0)
Some secondary school	15 (22.4)
Completed secondary school	10 (14.9)
University or additional training	5 (7.5)

<sup>a</sup>One did not indicate gender.

that they learn in life. When asked to describe the concept of “delays in development” in their local language, participants identified 37 different words or phrases. Approximately 46% (17/37) of these words literally translated to terms indicating physical growth (5/12 of providers’ words and 12/25 of caregivers’ words). The Luhya tribe was most represented, and 59% (11/19) of the words provided directly translated to physical growth. Other words provided by caregivers translated directly to either childbirth or witchcraft.

**Determining Developmental Status.** Age-specific milestones were the primary focus of nearly all providers when asked for indications of typical development. If a child achieved specific tasks, such as walking and talking,



at the same time as their peers, providers perceived their development as normal. The providers described age ranges to convey when a milestone might be achieved. These age ranges were largely consistent with Western norms, although some small differences were noted. For example, many providers would be concerned if a child was not walking independently by 12 months. Less often, providers indicated the ability of a child to socialize at school and perform specific gender roles was an indication that a child was developing typically.

A few caregivers also compared a child's skill with that of other same-aged children, but this was rarely described in comparison to that of the providers. Instead, caregivers often referred to crying at birth, the timing of tooth eruption, as well as a child's weight, general size, energy level, and school performance as indications of typical development.

The ability to perform expected gender-specific chores was also commonly described by caregivers as a way to know a child is developing typically. As one caregiver noted:

If it is a girl, she will wash the utensils. A boy will graze the cows, sheep, and goats. With that you will know that this child has grown to a certain level. But if you have gone somewhere else and you return to find beddings outside rained on, the chicken are still outside late in the evening, then you will know that this child is not developing or there is a problem somewhere.

### *Factors Affecting Development*

The major factors affecting children's development that emerged from both caregivers and providers were nutrition, home environment, illness, maternal factors and prenatal care, and poverty. Illustrative quotes are seen in Table 2.

**Nutrition.** Both groups highlighted the importance of a balanced diet, not only ensuring that a child was getting enough food but also getting a variety of nutrients. Discussions with both groups revealed a clear connection between the nutrition a child received and their growth and development. Providers clearly described this connection, while caregivers tended to focus on the physical growth. Both groups discussed nutrition throughout childhood; however, caregivers more often focused on the first few months of a child's life. Both groups frequently outlined the duration of time that mothers should exclusively breastfeed and when the child should be weaned.

**Home Environment.** Both caregivers and providers noted that neglected children had worse development than

those children living in a loving home. Most caregivers stressed the importance of showing love for the child. Additionally, caregivers noted the impact that family dynamics had on a child's development (eg, the negative impact of familial discord on children's development).

Providers and caregivers also noted that neglect was a risk factor for delays, which generally occurred when children were left for hours without adult supervision. Both groups shared examples in their community when caregivers would leave their children at home by themselves. Some were "locked up" because they had delays and the caregivers did not want to take them into the community. Other children were left behind because the caregivers were laborers and the children were no longer small enough to take with them. One caregiver described a case where a mother would leave her toddler alone at home while she went out drinking alcohol. These examples were common cases highlighted during the discussions, with both providers and caregivers deeming them as instances of neglect, which may negatively affect child development.

Both groups also felt that discipline was a factor that affected child development. Some focused on the importance of being strict to ensure that their children behaved well. However, more often the degree of physical discipline was described. Both providers and caregivers noted that children's development is negatively affected when they are beaten too often and too harshly. Rarely, violent sexual abuse, such as rape and its implications to physical development, were discussed.

**Illness.** Both groups discussed infectious diseases as affecting development. Providers generally described the illness itself (eg, tuberculosis, malaria, HIV, diarrhea, or pneumonia), especially when chronic in nature. Caregivers primarily focused on the prevention of infectious diseases, for example, by noting the importance of children receiving immunizations. They also described how a clean environment, including the "cleanliness of the body," affects children's development.

A focus on cleanliness also had the potential to negatively affect the developmental status of children. Caregivers frequently mentioned that individuals who worked as laborers often had to bring their infants with them to work. In these cases, they would be carrying them on their backs in order to keep them clean. In doing this for long hours during the day, it prevented the children from "being free," and some caregivers indicated that this could be an additional cause of development delays.

**Maternal Factors and Prenatal Care.** Both providers and caregivers believed the earliest moments of a child's life

**Table 2.** Factors Affecting Development: Illustrative Quotes From Caregivers and Clinical Providers.

Theme	Descriptor	Quote
Nutrition	Focus on early feeding	The doctors explain when this child is born he should not be given anything else, not even water. This child should be breastfed until he is 6 months old then he can start eating other foods. When some of us give birth at home, even after 1 week, you start giving him porridge and water with sugar and salt. I think that brings problems. (Caregiver)
	Impact of poverty	Others are single parents with no means of getting money to buy food so sometimes they go without food for 2 to 3 days. (Clinical provider)
Home environment	Importance of secure environment	If [the environment] is abusive or the child does not feel secure, then they really pull themselves in. When orphaned children are treated differently in a household, the children will pull back. You will not expect this child to grow at the same rate because of those psychological issues. (Clinical provider)
	Consequences of neglectful caregiving	Some of our fellow women who have children prefer drinking alcohol over taking care of their families. So if the child is raped, she will have problems even when walking. As women, we should have our families close so that we take care of them properly. (Caregiver)
Illness	Focus on cleanliness	I can talk of food hygiene immediately after delivering a child. You are supposed to ensure cleanness. Everything you do you need to be clean [and] the child will grow well. (Caregiver) The place where the child sleeps should be clean because when he sleeps he continues to grow. (Caregiver)
Maternal factors and prenatal care	Psychological state of pregnant mothers	Pregnancy is a serious condition that requires a lot of support. So if a mother is not stable at that time, mentally, psychologically, the child is also affected. (Clinical provider)
	Birthweight	I can deliver [a baby weighing] 2 kg. Another person can deliver [a baby weighing] 4 kg. [The] growing of these children cannot be the same. (Caregiver)
	Prenatal exposure of alcohol	There are women who drink “chang’aa” (local brew) when they are pregnant. This drink causes problems for the child while they are still in the womb. So if I see such women, I tell them, “Just quit drinking gradually and you will give birth to your child successfully.” (Caregiver)
Cultural beliefs	Curses	They have a belief that when other people’s eyes look at your child, he/she will tend to become sick. They claim something has been thrown on their children and since they take longer to develop, they now believe it. (Clinical provider)
	Example of belief in curses	A child around 9 to 10 years, he was not very normal. He was throwing things. Then the mother does not want that child to go out. He’s just locked in the house. So when I asked the mother what’s wrong with this child, she told me it is a curse in the community. This child was cursed; that’s why he is like that. I talked to this mother and said, “This might be a curse but it’s also a condition that can be taken to hospital and be managed.” (Clinical provider)
Gender		The girls normally develop faster than boys. When you see a baby wrapped in a shawl, it is easy to tell whether the child is a girl or a boy because you will notice the girl is very active but the boy is slower. (Caregivers)

could determine their long-term development. Providers focused on maternal factors during pregnancy, citing impacts of nutrition, illness, stress, and drug abuse

(typically alcohol). Providers also noted how higher maternal education could help improve children’s development, while stressors experienced during pregnancy

could worsen children's development. The importance of a mother delivering in a medical facility was a common discussion point among providers, and they noted the association of unattended delivery complications with poor developmental outcomes.

Caregivers also addressed the issue of prenatal care. However, their approach was generally more indirect. A child's birthweight was of great importance when discussing their development. Additionally, caregivers noted the absence of crying at birth to be associated with poor developmental outcomes. A few caregivers identified maternal health conditions and prenatal exposures that could affect developing fetuses, including exposure to rubella and alcohol.

**Gender.** Almost all caregivers and providers indicated that young girls develop faster than boys. The majority of participants were unable to provide an explanation for this perception. A few providers cited their training as the source of this knowledge, while most others were confident of this fact but admitted they were unsure why this was the case.

Additionally, caregivers described that within particular Kenyan tribes, sons are preferred over daughters. The sons received more attention and resources than the daughters, which they indicated could negatively affect the development of young girls.

**Poverty.** Underlying much of the discussion of factors affecting child development was poverty. Both providers and caregivers cited examples of how poverty made it difficult for families to provide enough nutrition for their children. Poverty also led caregivers to work as laborers, spending long hours away from their children and often depriving them of a stimulating environment. For those laborers with children too young to walk, the children were often taken and carried on their caregiver's back throughout the day. Poverty also made it more difficult to prevent illnesses and obtain timely treatment for children.

### *Cultural Beliefs and Developmental Delays*

Both groups also indicated certain cultural beliefs, such as curses or the "evil eye," as other potential reasons for development delays. However, providers mostly indicated that these ideas existed within the community and did not necessarily contribute to development. Providers described stories of children with severe delays being locked in the house, and one added, "It goes even as far as others being thrown away."

Caregivers did not frequently describe witchcraft as a source of delays, although some caregivers stated that it

was "God's will" when a child would not develop typically. These caregivers often sought treatment for their children at the church and forwent seeking medical care. Caregivers also described cultural practices within their tribe that would be attempted when a child was not developing typically.

### *Additional Considerations for Children Born to HIV-Infected Mothers*

Adherence to antiretroviral treatment was the overarching factor affecting development in children born to HIV-infected mothers. Both providers and caregivers believed if HIV-infected mothers were adherent to their antiretroviral treatment during pregnancy, and if an HIV-infected child was adherent with their antiretroviral treatment, that the child's development would be similar to his/her peers. Additionally, those children who were HIV-exposed but uninfected were thought to be the same developmentally as their nonexposed peers. However, if HIV-infected children came into care late or were not taking antiretroviral treatment, then their development was believed to be worse than their peers.

Providers focused on the importance of prenatal care for HIV-infected mothers, while caregivers stressed that HIV-infected children should be treated equally to those who are uninfected. Some caregivers noted that HIV-infected children should receive additional care and consideration, such as more nutritious food. Additionally, one caregiver noted that for her HIV-infected child, she asked the teacher to not beat him to the point of bloodshed, to avoid putting the other children at risk of HIV exposure (Table 3).

### *Identification and Treatment of Children With Development Delays*

Providers noted that caregivers' reluctance to seek care was a critical barrier to identifying children with delays. Both caregivers and providers described the stigma that families feel for having a child with delays. Additionally, providers believed that some families do not seek care, because the delays did not seem to make the child uncomfortable (Table 3).

Half (12/24) of providers were unable to identify a location where developmental screening takes place. Some (5/24) indicated that Maternal-Child Health clinics, where young children receive weight checks and immunizations, performed developmental screening. Five providers indicated that they screened at their clinic, either by asking general questions if they believed a child was delayed or by monitoring physical growth only. Only one provider noted the existence of developmental

**Table 3.** Additional Illustrative Quotes From Caregivers and Clinical Providers.

<i>Additional considerations for children born to HIV-infected mothers</i>	
Clinical provider	[For HIV], there is the physiological aspect where you become sick physically and then there's the other aspect where you are psychologically disturbed. HIV is actually a psychological condition with the stigma around it; the fear of the outcome of the child that you are carrying might also impact negatively. For the patients who are not taking their drugs well, there are increases in the number of viruses, which might affect the child.
Caregiver	When you give birth to a HIV-positive child, you are supposed to accept the child. You should not beat up the child always and cause the child to be intimidated. Give the child food, which has protein and his medicine according to doctor's instruction.
<i>Detection and treatment for children with developmental delays</i>	
Clinical provider	Some people may think it is a curse so they will not want to talk about it even if they are going through a rough time. They will just keep quiet. So sometimes before you realize they have an issue, it might even be too late.
Clinical provider	They may think that it is a sickness but they fear to take the child to hospital because it isn't painful. They assume that now that the child is not feeling anything that is painful, she will still grow.

screening questions on intake forms for patients attending the clinic.

Half (13/24) of providers were aware of physical and/or occupational therapy options within their communities. Some (6/24) indicated that children requiring intervention should be referred to the local hospital. Two providers identified a local school with the capabilities to care for children with development delays. The remainder knew of no treatment options for delays in their communities.

Most (19/23) indicated that they would be willing to screen for delays within their clinics. Two indicated that another individual within their clinic was more appropriate to perform the screening, and two others noted that it would be a challenge to add screening to their current workload.

## Discussion

Among this sample of clinical providers and caregivers of HIV-infected children in Kenya, we found differences in perspectives of ECD and understanding of factors related to development delays. Most notably, providers understood child development within the context of milestones and described the factors affecting development in concrete terms, while caregivers generally gave more indirect descriptions of the factors described. Physical growth was almost inseparable from child development for caregivers. Both providers and caregivers generally believed when HIV-infected pregnant mothers and children were adherent to their antiretroviral treatment, the ECD of those children were similar to HIV-exposed, uninfected and unexposed children. While half of providers were unable to identify if and

where developmental screening took place, the majority were willing to screen for it within their clinical role.

The clinical providers' conceptualization of ECD as developmental milestones is consistent with most Western theories of ECD development. The first formalization of developmental milestones is often attributed to Arnold Gesell's work studying child development and his classification by age of when certain abilities and skills would emerge.<sup>22</sup> This created the foundation for the construct of formal developmental milestones, which subsequently enabled clinicians and psychometric assessment developers to determine when a child had developmental delays. The issue with Gesell's study population, as well as the populations used to norm most standardized developmental assessments, is that they consist of children living in Western, industrialized countries.<sup>22</sup> This may complicate the comparison of those milestone standards when used cross-culturally. In our study, many providers believed that children should be walking before 12 months of age. This is in contrast with the American Academy of Pediatrics' position that the average age of walking is 12 months, with many neurologically typical children walking between 12 and 15 months.<sup>23</sup> The data supporting this position were from a study that reported the mean age of walking for Caucasian infants at 12.0 months, while the mean age was 10.9 months for African American infants.<sup>24</sup> In fact, this article concluded that African American infants tended to attain all gross motor milestones at an earlier age than Caucasian infants.<sup>24</sup> It is plausible that Kenyan children may develop at a rate that is similar to that of African Americans. Additionally, it was been shown that when a culture highly values certain skills or abilities, caregivers' interactions with their children help promote



those activities, such as stretches and postural manipulations for the promotion of walking.<sup>25</sup> When determining appropriate developmental milestones in Kenya, it is important to understand the typical trajectory of children living in this setting. Developmental assessments, such as the Kilifi Developmental Inventory<sup>26</sup> in Kenya and Malawi Developmental Assessment Tool,<sup>27</sup> have used local populations to develop and norm assessments for the cultural context in which they are used. While this is a resource- and time-intensive process, it is critically important in helping us understand how ECD milestones might differ cross-culturally.

While the providers were able to describe the full range of development within young children, caregivers' conceptualization of ECD heavily focused on physical growth, with motor development, behavior, and occasionally language also being discussed. Most conceptual models within Western context include cognition, language, social-emotional, and sensorimotor development.<sup>28</sup> The caregivers' focus on more concrete, external developmental domains may be the result of their limited education on ECD. Additionally, while this study did not include a robust linguistic analysis, it was noted that many local languages used terms for physical growth to describe child development. This could potentially indicate that other domains of development may not be as easily expressed and conceptualized within their local language and culture as physical growth is, although this hypothesis would require further analysis. For interventions addressing development delays to be effective, it is important for caregivers to understand the full spectrum of domains involved with ECD and the impact that delays have on their children's long-term growth. While more exploration is needed to determine the developmental domains of interest when promoting ECD in this context, having physical growth and ECD linked in the minds of caregivers may be beneficial. In fact, the World Health Organization has described the connection between physical health and psychosocial development as a "critical link."<sup>29</sup> Many of the factors that cause poor health and growth also affect development, such as stunting or low height-for-age *Z*-scores due to malnutrition.<sup>30</sup> Conversely, factors that cause poor development (eg, unstimulating environment) also cause poor health. By expanding education on the importance of nutrition, infection control, and immunizations, we are not only promoting optimal growth for children, but we can also educate families on the importance of ECD and risk reduction of development delays.

Caregivers highlighted the importance of providing children with loving homes. However, they also discussed physical abuse with distinct normalcy, which inferred that physical abuse and love for a child are not

mutually exclusive in Kenyan culture. Despite a 2001 Kenyan law protecting children from physical and psychological abuse, corporal punishment is still commonly used on children, even within schools.<sup>31,32</sup> Caregivers were either unaware of this law or understood that it was not enforced whenever they discussed teachers beating children at school. In a study of African countries in 2005-2006, 43% of children experienced severe physical abuse in the prior month, while 83% experienced psychological abuse.<sup>33</sup> In our study, caregivers noted that the severity and frequency of "beatings" should be monitored, as this was perceived to affect child development. Physical punishment is associated with a range of mental health problems in children, as well as slower cognitive development and lower academic achievement.<sup>20,34</sup> Early childhood programs in these settings would benefit from educating caregivers, parents, and teachers on the importance of reducing or eliminating physical punishment and psychological abuse for children in order to maximize their children's development.

Children born to HIV-infected mothers experience multiple social risk factors that may negatively affect their behavior and development. The social stigma of HIV can create additional stressors in both caregivers and their children.<sup>9,35</sup> Children living with HIV-infected parents are more likely to experience mental health difficulties and abuse that persists over time.<sup>36-38</sup> Depression in HIV-infected caregivers is also associated with increased internalizing and externalizing behaviors in the children living in their households.<sup>39</sup> Efforts for promoting ECD and reducing child abuse should provide support and education to help caregivers address children's externalizing behaviors and reduce HIV stigma in these settings.

The degree of social stimulation is also a factor affecting child development. Providers and caregivers described cases of young children being left at home for long periods of time without supervision. Within Kenyan culture, children are preferably left under the care of a neighbor, house help, or family member; however, siblings are commonly the ones responsible for caring for each other at home. The phenomenon of children being left at home without supervision is not uncommon in low-resourced settings, and it is often necessary due to economic restraints and lack of close family support. A survey performed in low-resourced settings found that 33% of single-parent homes and 22% of dual-parent homes had left their children alone at home.<sup>40,41</sup> In 66% of these households, the children had suffered accidents or emergencies; in 35% of the cases, the children were reported to have suffered from developmental or behavioral problems.<sup>40,41</sup> While this may be unavoidable in certain settings, programs looking to support families in

a holistic manner should consider appropriate options for child care while adults are performing economic activities.

While historically there is no clear evidence of significant differences in ECD between the genders,<sup>42,43</sup> nearly all study participants believed that females developed more quickly than males. Given the perception of both caregivers and clinical providers that certain tribes continue to prefer boys over girls, one would assume that boys are provided with more resources and opportunities for stimulation during the early periods of child development. However, this assumption is at odds with their belief that females develop more quickly than males. None of the participants were able to give an etiology to the difference, but this perception may warrant consideration by public health officials and epidemiologists. Some studies have found associations between low cognitive, motor, and social-emotional scores and the male gender in low- and middle-income countries.<sup>30,44</sup> Future research is needed to measure the strength of this association and, if true, determine possible etiologies for this finding and how perceptions of a preferred gender might affect these results.

The study participants were specifically recruited as individuals closely involved with the care of HIV-infected infants and children. In general, both providers and caregivers believed that if an HIV-infected mother received appropriate antiretroviral treatment during pregnancy or if an HIV-infected child was adherent to antiretroviral treatment, then ECD would be unaffected. Studies have shown that even when young HIV-infected children are on antiretroviral treatment, they have worse developmental outcomes compared with their uninfected peers.<sup>11,45,46</sup> The evidence is less clear for HIV-exposed but uninfected children; however, a recent meta-analysis found that these children had lower cognitive and motor scores compared with unexposed children.<sup>11</sup> In each of these studies, the developmental status was measured by neuropsychological testing. Therefore, the presentation of these delays may not be overtly observable by family and community members in otherwise healthy HIV-infected and HIV-exposed children. It could be hypothesized that HIV-infected children who are not adherent to antiretroviral treatment have significantly more risk factors for development delays, such as malnutrition and recurrent illness, and their presentation of delays may be more severe and thus observable. More research is needed to more clearly delineate these findings.

Differences between providers' and caregivers' knowledge of ECD were likely due to educational achievement. While most of the providers did not have specific training in ECD, nearly all of them received

training after secondary school. Less than 10% of caregivers had received any training beyond secondary school. This may have influenced the providers' increased understanding of milestones and the impact of prenatal factors and recurrent illness on development, whereas caregivers primarily focused on physical growth, cleanliness, and events within a baby's first few months of life. Future efforts at improving ECD in this setting must focus on educating caregivers about ECD, to help raise awareness of this issue and enable caregivers to advocate for their children.

Within this setting, screening for development delays appeared limited to those with obvious delays on exam. Only one provider knew about the developmental screening questions on the required forms completed on every new patient. Due to numerous developmental risk factors for children in this setting, routine screening for all children is critical for detecting development delays. Providers in Western settings who did not perform routine developmental screening also fail to identify children with delays.<sup>47</sup> Furthermore, although many providers were aware of physical and occupational therapists in their village, few knew of other ECD resources (eg, schools accepting children with special needs). This lack of awareness is in discordance with the Kenyan guidelines for ECD.<sup>4</sup> Kenya's government increased grants to help subsidize the cost of ECD programs for those with the greatest financial need.<sup>48,49</sup> Theoretically, this action should have increased access to these services. However, if providers are unaware of these resources and no one is routinely screening and diagnosing children with delays, these children are at risk for not benefiting from these policy and funding changes.

A potential limitation of this study design is its western Kenyan setting, which has a prominence of specific tribes, and it may not be applicable to all of Kenya or to HIV-exposed children. Efforts were made to draw on perspectives from clinics with varying pediatric population sizes, levels of urbanization, and ethnic diversity. However, cultural views will likely differ across different cultures and settings.

By looking at provider and caregiver perspectives on ECD, we are taking the first step in understanding the constructs of ECD held by communities in Kenya, especially those affected by HIV. Few studies have looked at sub-Saharan African caregiver and health provider perspectives on ECD, and they primarily focused on creating developmental assessment tools or exploring developmental outcome measures.<sup>50,51</sup> Our study adds further insights by allowing participants to describe their own understanding of development, factors affecting development, differences with HIV-infected populations, and perceptions of screening and intervention services within their community.

These perspectives help guide us in educating and engaging the village elders and community members to promote ECD, reduce development delays, and implement a screening and referral system in the future.

### Acknowledgments

The authors would like to thank the study participants for their time and invaluable insights.

### Author Contributions

MSM: Contributed to conception and design; contributed to acquisition; drafted manuscript; critically revised manuscript; gave final approval; agrees to be accountable for all aspects of work ensuring integrity and accuracy.

EO: Contributed to conception and design; contributed to acquisition and interpretation; critically revised manuscript; gave final approval; agrees to be accountable for all aspects of work ensuring integrity and accuracy.

CIM: Contributed to acquisition, analysis, and interpretation; critically revised manuscript; gave final approval; agrees to be accountable for all aspects of work ensuring integrity and accuracy.

ARO: Contributed to acquisition, analysis, and interpretation; critically revised manuscript; gave final approval; agrees to be accountable for all aspects of work ensuring integrity and accuracy.

ERC: Contributed to interpretation; critically revised manuscript; gave final approval; agrees to be accountable for all aspects of work ensuring integrity and accuracy.

SOA: Contributed to conception; contributed to interpretation; critically revised manuscript; gave final approval; agrees to be accountable for all aspects of work ensuring integrity and accuracy.

RCV: Contributed to conception and design; contributed to interpretation; critically revised manuscript; gave final approval; agrees to be accountable for all aspects of work ensuring integrity and accuracy.

### Declaration of Conflicting Interests

The author(s) declared no potential conflicts of interest with respect to the research, authorship, and/or publication of this article.

### Funding

The author(s) disclosed receipt of the following financial support for the research, authorship, and/or publication of this article: This research was supported by a grant from the Indiana Center for AIDS Research (Principal Investigator: Megan S. McHenry). Dr McHenry was also supported by the Morris Green Physician Scientist Development Program at Indiana University.

### ORCID iD

Megan S. McHenry  <https://orcid.org/0000-0001-6753-0928>

### References

1. Black MM, Walker SP, Fernald LCH, et al; Lancet Early Childhood Development Series Steering Committee. Early childhood development coming of age: science through the life course. *Lancet*. 2016;389:77-90.
2. Grantham-McGregor S, Cheung YB, Cueto S, Glewwe P, Richter L, Strupp B; International Child Development Steering Group. Developmental potential in the first 5 years for children in developing countries. *Lancet*. 2007;369:60-70.
3. United Nations General Assembly. Sustainable Development Goals: Knowledge Platform. Target 4.2. <https://sustainabledevelopment.un.org/topics/sustainabledevelopmentgoals>. Accessed February 27, 2017.
4. Republic of Kenya. Early childhood development service standard guidelines for Kenya. [http://planipolis.iiep.unesco.org/sites/planipolis/files/ressources/kenya\\_ecd\\_service\\_standard\\_guidelines\\_final.pdf](http://planipolis.iiep.unesco.org/sites/planipolis/files/ressources/kenya_ecd_service_standard_guidelines_final.pdf). Published 2006. Accessed February 27, 2017.
5. United Nations Children's Fund. Kenya: statistics. [https://www.unicef.org/infobycountry/kenya\\_statistics.html](https://www.unicef.org/infobycountry/kenya_statistics.html). Accessed February 27, 2017.
6. United Nations Children's Fund. Children and AIDS: AIDS in Kenya. [https://www.unicef.org/kenya/Kenya\\_-\\_Children\\_and\\_HIV\\_February\\_2009.pdf](https://www.unicef.org/kenya/Kenya_-_Children_and_HIV_February_2009.pdf). Accessed March 13, 2017.
7. Jesson J, Masson D, Adonon A, et al. Prevalence of malnutrition among HIV-infected children in Central and West-African HIV-care programmes supported by the Growing Up Programme in 2011: a cross-sectional study. *BMC Infect Dis*. 2015;15:216.
8. Goldberg RE, Short SE. What do we know about children living with HIV-infected or AIDS-ill adults in sub-Saharan Africa? A systematic review of the literature. *AIDS Care*. 2016;28(suppl 2):130-141.
9. Yator O, Mathai M, Stoep AV, Rao D, Kumar M. Risk factors for postpartum depression in women living with HIV attending prevention of mother-to-child transmission clinic at Kenyatta National Hospital, Nairobi. *AIDS Care*. 2016;28:884-889.
10. Sherr L, Mueller J, Varrall R. A systematic review of cognitive development and child human immunodeficiency virus infection. *Psychol Health Med*. 2009;14:387-404.
11. McHenry MS, McAteer CI, Oyungu E, et al. Neurodevelopment in young children born to HIV-infected mothers: a meta-analysis. *Pediatrics*. 2018;141:e20172888.
12. Abubakar A, Van Baar A, Van de Vijver FJ, Holding P, Newton CR. Paediatric HIV and neurodevelopment in sub-Saharan Africa: a systematic review. *Trop Med Int Health*. 2008;13:880-887.
13. Government of Kenya. National early childhood development policy framework 2006. <http://www.unesco.org/education/edurights/media/docs/7792a855016f6be13bfa c564ac338efc6088d10.pdf>. Published January 1, 2006. Accessed October 23, 2018.

14. Einterz RM, Kimaiyo S, Mengech HN, et al. Responding to the HIV pandemic: the power of an academic medical partnership. *Acad Med*. 2007;82:812-818.
15. Academic Model Providing Access to Healthcare (AMPATH). *Comprehensive HIV/AIDS Facility Reporting Form—NASCOP*. Eldoret, Kenya: Academic Model Providing Access to Healthcare; 2016.
16. Gill P, Stewart K, Treasure E, Chadwick B. Methods of data collection in qualitative research: interviews and focus groups. *Br Dent J*. 2008;204:291-295.
17. Champion VL, Skinner CS. The health belief model. In: Glanz K, Rimer BK, Viswanath K, eds. *Health Behavior and Health Education: Theory, Research, and Practice*. 4th ed. San Francisco, CA: Jossey-Bass; 2008:45-65.
18. Vreeman RC, McHenry MS, Nyandiko WM. Adapting health behavior measurement tools for cross-cultural use. *J Integr Psychol Ther*. 2013;1:1-6.
19. Glaser BG, Strauss AL. *The Discovery of Grounded Theory: Strategies for Qualitative Research*. New York, NY: Aldine; 1967.
20. Strauss A, Corbin J. *Basics of Qualitative Research: Grounded Theory Procedures and Techniques*. 2nd ed. Newbury Park, CA: Sage; 1990.
21. Dedoose [computer program]. Version 5.0.11. Los Angeles, CA: SocioCultural Research Consultants, LLC; 2014.
22. Thelen E, Adolph KE., Arnold L. Gesell: the paradox of nature and nurture. *Dev Psychol*. 1992;28:368-380.
23. Noritz GH, Murphy NA; Neuromotor Screening Expert Panel. Motor delays: early identification and evaluation. *Pediatrics*. 2013;131:e2016-e2027.
24. Capute AJ, Shapiro BK, Palmer FB, Ross A, Wachtel RC. Normal gross motor development: the influences of race, sex and socio-economic status. *Dev Med Child Neurol*. 1985;27:635-643.
25. Brill B, Sabatier C. The cultural context of motor development: postural manipulations in the daily life of Bambara babies (Mali). *Int J Behav Dev*. 1986;9:439-453.
26. Abubakar A, Holding P, van Baar A, Newton CRJC, van de Vijver FJR. Monitoring psychomotor development in a resource-limited setting: an evaluation of the Kilifi Developmental Inventory. *Ann Trop Paediatr*. 2008;28:217-226.
27. Gladstone M, Lancaster GA, Umar E, et al. The Malawi Developmental Assessment Tool (MDAT): the creation, validation, and reliability of a tool to assess child development in rural African settings. *PLoS Med*. 2010;7:e1000273.
28. Engle PL, Black MM, Behrman JR, et al. Strategies to avoid the loss of developmental potential in more than 200 million children in the developing world. *Lancet*. 2007;369:229-242.
29. Pelto GH, Dickin K, Engle PL. A critical link—interventions for physical growth and psychological development. *Nutr Anthropol*. 1999;22:21-27.
30. McCoy DC, Peet ED, Ezzati M, et al. Early childhood developmental status in low- and middle-income countries: national, regional, and global prevalence estimates using predictive modeling. *PLoS Med*. 2016;13:e1002034.
31. Parliament of Kenya. The Children's Act: Chapter 141. <http://www.unesco.org/education/edurights/media/docs/f587bfa8b9536d479977207b897df7a3223f57ed.pdf>. Accessed March 14, 2017.
32. Mweru M. Why are Kenyan teachers still using corporal punishment eight years after a ban on corporal punishment? *Child Abuse Rev*. 2010;19:248-258.
33. Akmatov MK. Child abuse in 28 developing and transitional countries—results from the Multiple Indicator Cluster Surveys. *Int J Epidemiol*. 2011;40:219-227.
34. Afifi TO, Brownridge DA, Cox BJ, Sareen J. Physical punishment, childhood abuse and psychiatric disorders. *Child Abuse Negl*. 2006;30:1093-1103.
35. McHenry MS, Nyandiko WM, Scanlon ML, et al. HIV stigma: perspectives from Kenyan child caregivers and adolescents living with HIV. *J Int Assoc Provid AIDS Care*. 2017;16:215-225.
36. Bauman LJ, Silver EJ, Draimin BH, Hudis J. Children of mothers with HIV/AIDS: unmet needs for mental health services. *Pediatrics*. 2007;120:e1141-e1147.
37. Cluver L, Gardner F, Operario D. Psychological distress amongst AIDS-orphaned children in urban South Africa. *J Child Psychol Psychiatry*. 2007;48:755-763.
38. Cluver LD, Orkin M, Boyes ME, Gardner F, Nikelo J. AIDS-orphanhood and caregiver HIV/AIDS sickness status: effects on psychological symptoms in South African youth. *J Pediatr Psychol*. 2012;37:857-867.
39. Sherr L, Skeen S, Hensels IS, Tomlinson M, Macedo A. The effects of caregiver and household HIV on child development: a community-based longitudinal study of young children. *Child Care Health Dev*. 2016;42:890-899.
40. World Health Organization. *Developmental Difficulties in Early Childhood: Prevention, Early Identification, Assessment and Intervention in Low- and Middle-Income Countries: A Review*. Geneva, Switzerland: World Health Organization; 2012:30-31.
41. Heymann J. *Forgotten Families: Ending the Growing Crisis Confronting Children and Working Parents in the Global Economy*. 1st ed. Oxford, England: Oxford University Press; 2007.
42. Wallentin M. Putative sex differences in verbal abilities and language cortex: a critical review. *Brain Lang*. 2009;108:175-183.
43. Barbu S, Cabanes G, Le Maner-Idrissi G. Boys and girls on the playground: sex differences in social development are not stable across early childhood. *PLoS One*. 2011;6:e16407.
44. Khan NZ, Muslima H, Parveen M, et al. Neurodevelopmental outcomes of preterm infants in Bangladesh. *Pediatrics*. 2006;118:280-289.
45. Chase C, Vibbert M, Pelton SI, Coulter DL, Cabral H. Early neurodevelopmental growth in children with vertically transmitted human immunodeficiency virus infection. *Arch Pediatr Adolesc Med*. 1995;149:850-855.



46. Chase C, Ware J, Hittelman J, et al. Early cognitive and motor development among infants born to women infected with human immunodeficiency virus. Women and Infants Transmission Study Group. *Pediatrics*. 2000;106:E25.
47. Council on Children With Disabilities; Section on Developmental Behavioral Pediatrics; Bright Futures Steering Committee; Medical Home Initiatives for Children With Special Needs Project Advisory Committee. Identifying infants and young children with developmental disorders in the medical home: an algorithm for developmental surveillance and screening. *Pediatrics*. 2006;118:405-420.
48. Shinali MC, Githui M, Thinguri R. Assessment of the impact of early childhood development capitation on ECDE Programme in Kenya: a case of Narok South Sub County, Kenya. *J Educ Pract*. 2014;5:72-80.
49. Republic of Kenya, The National Treasury. <http://www.treasury.go.ke/sector-reports-2018/category/127-2017.html>. Accessed February 27, 2017.
50. Gladstone M, Lancaster G, Umar E, et al. Perspectives of normal child development in rural Malawi—a qualitative analysis to create a more culturally appropriate developmental assessment tool. *Child Care Health Dev*. 2010;36:346-353.
51. Mbale EW, Taylor T, Brabin B, Mallewa M, Gladstone M. Exploring neurodevelopmental outcome measures used in children with cerebral malaria: the perspectives of caregivers and health workers in Malawi. *BMC Pediatr*. 2017;17:9.