



ELSEVIER

Available online at www.sciencedirect.com ScienceDirectCurrent Opinion in
**Chemical
Engineering**

Recent progress in artificial photosynthesis: CO₂ photoreduction to valuable chemicals in a heterogeneous system

Albertus D Handoko, Kimfung Li and Junwang Tang

Address

Department of Chemical Engineering, University College London, Torrington Place, London, WC1E 7JE, United Kingdom

Corresponding author: Tang, Junwang (Junwang.tang@ucl.ac.uk)**Current Opinion in Chemical Engineering** 2012, **2**:200–206This review comes from a themed issue on **Nanotechnology**Edited by **Hong Yang** and **Hua Chun Zeng**For a complete overview see the [Issue](#) and the [Editorial](#)

Available online 10th January 2013

2211-3398/\$ – see front matter, © 2012 Elsevier Ltd. All rights reserved.

<http://dx.doi.org/10.1016/j.coche.2012.12.003>

Introduction

Despite mixed response from the public and scientific communities on climate change, recent reports [1,2] reiterated the grim links among persistent anthropogenic CO₂ emission, rise in global temperature and the increased occurrence of extreme seasonal weather. Together with concerns about energy supply and energy efficiency, artificial photosynthesis process has been emerging as one of the most promising solutions. Artificial photosynthesis is capable of not just generating alternative source of energy but also reducing and/or recycling waste products such as CO₂. Furthermore, with 120 000 TW worth of practically free solar radiation received by the earth each year, development of artificial photosynthesis systems (APS) using CO₂ as feedstock makes an excellent economical affordable and environmentally friendly source of renewable energy.

Photosynthetic reactions, natural or artificial, can be broken down to three primary processes: light-harvesting, charge generation and separation, and catalytic reactions [3] (Figure 1). The net efficiency of the system can be determined by the sum and synergy of these processes, in term of both thermodynamics and kinetics. Because of the limited details of natural photosynthesis steps were known in the early days, artificial photosynthesis studies focused only to explore single material capable of performing all three processes (Figure 1a), which has been proved to be extremely difficult. Very recently, however, a great deal of the natural and artificial photosynthesis studies stimulated the research interest in multiple excitations including physical contact cascade (Figure 1b) or artificial Z-scheme (Figure 1c).

Table 1 contains a short list of possible reduction and oxidation reactions in CO₂ photoconversion in aqueous solution at neutral condition (pH 7, 1 atm, 25 °C). In addition to the listed thermodynamic consideration, there are also considerable kinetic challenges to the conversion of CO₂ to the complex products. Typically, synergistic multiple proton–electron transfer steps (with individual activation energies) must be met. This is where the challenge lies. It has been shown that the water oxidation process is extremely slow in a heterogeneous system when compared to proton reduction [4,5^{**}]. One can imagine that both the multi-electron reduction and four-hole oxidation processes during CO₂ photoconversion are kinetically very challenging caused by fast intrinsic charge recombination [4,5^{**}].

Caused by the limited available space, this short review will only address CO₂ photoreduction in a heterogeneous system. It should be noted that there are substantial studies on homogeneous CO₂ photoreduction system such as [7]. Interested audience are referred to [7,8,9] for a more in-depth and comprehensive review.

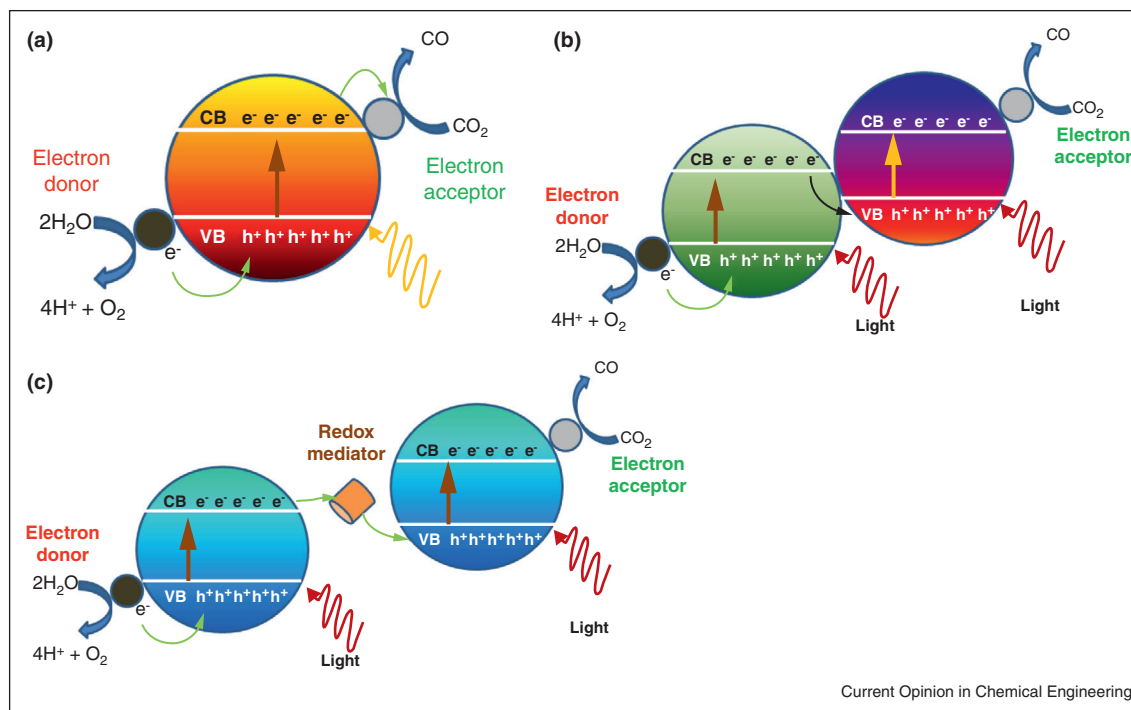
Single inorganic photocatalyst

Oxides

TiO₂, one of the most investigated photocatalysts in artificial photosynthesis, has been known from the ancient times as white pigments. It is inexpensive, safe and fairly stable. Since the early 1920s TiO₂ (rutile) has also been widely known in electronic industry as a capacitor because of its robustness and ease of mass preparation [10]. When organic decomposition by the use of photocatalysis was reported in late 1930s, TiO₂ was one of the most active photocatalyst [11]. In 1970s, Fujishima *et al.* [12,13] reported both photoelectrochemical water splitting and CO₂ photoreduction by TiO₂. Since then, the research on artificial photosynthesis boomed, with typical focus on TiO₂.

Stimulated by the recent breakthroughs in photocatalytic water splitting, research on CO₂ photoreduction is developing fairly quickly. Like photocatalytic water splitting, heterogeneous photocatalytic conversion of CO₂ was first demonstrated using large band gap semiconductor materials (TiO₂, SrTiO₃, ZnO, or SiC) under strong UV light [13]. Even today, UV-sensitive materials like TiO₂ [14] and niobate perovskites [15] are popular starting points. To date we note only two materials were reported capable of conducting complete CO₂ photoreduction coupled with water oxidation: ZrO₂

Figure 1



Various strategy of artificial photosynthesis systems: **(a)** single excitation system comprising of a wide bandgap photocatalyst, **(b)** multiple excitation system comprising narrow bandgap photocatalyst pair connected with physical contact (junctions) and **(c)** multiple excitation system connected through electron (redox) mediator, imitating the “Z-scheme” in natural photosynthesis system.

(H_2 : $19.5 \mu\text{mol h}^{-1}$, O_2 : $10.8 \mu\text{mol h}^{-1}$, CO : $2.5 \mu\text{mol h}^{-1}$) [16] and $\text{BaLa}_4\text{Ti}_4\text{O}_{15}$ (H_2 : $10 \mu\text{mol h}^{-1}$, O_2 : $7 \mu\text{mol h}^{-1}$, CO : $4.3 \mu\text{mol h}^{-1}$, HCOOH : $0.3 \mu\text{mol h}^{-1}$) [17], both with massive bandgap between 4 and 5 eV.

Wide-bandgap photocatalysts are not ideal and enhancement has to be made to utilise the wider solar spectrum. One of the popular routes towards visible-responsive materials is by top-down bandgap engineering approach, for example by introducing various dopants to the starting wide bandgap material. A popular example is the nitridation of ZnGe_2O_4 (4.4 eV) [18] to $\text{ZnGe}_2\text{O}_{4-x}\text{N}_x$ (≈ 2.7 eV) [19]. Other methods were also reported, such as the

formation of layered perovskite $\text{BaLa}_4\text{Ti}_4\text{O}_{15}$ (3.9 eV) from the basic titanates [17], introducing hydrogen surface disorder on TiO_2 surface [20] and stabilisation of meta-stable cubic phase of TiO_2 [21]. Although the bandgap values were lower than unmodified materials, UV excitation (ca. 250 nm) is still typically required. Most of these strategies however, are still heavily focused on water splitting and very little on CO_2 photoreduction.

Inherently lower bandgap materials are advantageous because they are excitable using visible light. The major drawback however, they are usually not stable in operating (aqueous) condition. Cuprous oxide for example, is a good CO_2 photoreduction catalyst but suffers greatly from photocorrosion. Recent publications [22,23] suggest that it may be possible to devise corrosion protection strategy by depositing metal oxide overlayers to protect the main photocatalyst from degradation. Although not perfect, reasonably high photocurrent can be retained for over 30 times longer than bare electrode, increasing the feasibility of using such low bandgap material in real conditions.

Nonetheless, it should be noted that the above-mentioned publication (except the extremely wide bandgap $\text{BaLa}_4\text{Ti}_4\text{O}_{15}$ and ZrO_2) only reported photocatalytic CO_2 reduction products without information on the water

Table 1

List of electronic and redox potential requirement of selected reactions related to artificial photosynthesis. Potentials are converted to SHE reference, pH 7 [6].

Reactions	E°
$2\text{H}_2\text{O} \rightarrow \text{O}_2 + 4\text{H}^+ + 4\text{e}^-$	+0.81 V
$2\text{H}^+ + 2\text{e}^- \rightarrow \text{H}_2$	-0.42 V
$\text{CO}_2 + 2\text{H}^+ + 2\text{e}^- \rightarrow \text{HCOOH}$	-0.61 V
$\text{CO}_2 + 2\text{H}^+ + 2\text{e}^- \rightarrow \text{CO} + \text{H}_2\text{O}$	-0.53 V
$\text{CO}_2 \rightarrow 4\text{H}^+ + 4\text{e}^- \rightarrow \text{HCHO} + \text{H}_2\text{O}$	-0.48 V
$\text{CO}_2 \rightarrow 6\text{H}^+ + 6\text{e}^- \rightarrow \text{CH}_3\text{OH} + \text{H}_2\text{O}$	-0.38 V
$\text{CO}_2 \rightarrow 8\text{H}^+ + 8\text{e}^- \rightarrow \text{CH}_4 + 2\text{H}_2\text{O}$	-0.24 V
$\text{CO}_2 + \text{e}^- \rightarrow \text{CO}_2^{\bullet-}$	-1.90 V

photooxidation products. Very recently, we have found a relatively narrow bandgap photocatalyst, KTaO_3 ($E_g \approx 3.5$ eV), which can simultaneously reduce CO_2 to CO and oxidise water to O_2 , which is clearly desirable. [Simultaneous photocatalytic reduction of CO_2 and water oxidation on potassium tantalate, in revision [24].]

Other photocatalysts

Carbon based nanoparticles, for example graphene, graphene oxide and graphitic-carbon nitride have stolen the limelight from metal-oxide photocatalysts during recent years [25]. Functionalised carbon nanoparticles have been shown active for H_2 generation and CO_2 photoreduction under visible light, yielding primarily formic acid with a quantum yield of ca. 0.3% [26]. Graphitic- C_3N_4 is another promising material because it shows unexpected catalytic activity (not photocatalytic) for a variety of reactions, such as for the activation of benzene, trimerization reactions, and also the activation of carbon dioxide [27]. Further visible light sensitisation are available via oxygen doping [28]. It has also been reported active for hydrogen and oxygen production (note: two separate half-reactions) under visible light [29], although no report so far on CO_2 reduction.

A peculiarly conductive material, graphene is reported useful to mediate charge separation on many semiconducting light absorbers, like TiO_2 nanotubes [30], carbon nitride [31], cuprous oxide [32]. Unlike graphene, partially reduced graphene oxide has semiconducting properties, and thus is plausible to be used as visible light responsive photocatalyst. Hsu *et al.* recently reported CO_2 photoreduction to methanol over graphene oxide with yield of approx. $0.17 \mu\text{mol g}^{-1} \text{h}^{-1}$ [33]. A sufficiently active, visible-light responsive non-metal photocatalyst could potentially lead to an economically viable solution for solar fuels generation.

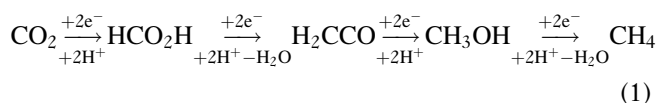
More recent reports on the use of graphene or graphene oxide to promote charge separation were also reported in a junction and Z-scheme configuration, which is addressed below.

Electron donors

In order to simplify the study on CO_2 photoconversion, electron donor is widely employed to facilitate charge separation. These sacrificial donors are typically organic substances that can be oxidised quickly enough by the photogenerated holes in the photocatalyst, such that it reduces the propensity of charge recombination, that is more photogenerated electrons can be present long enough to react with CO_2 . The use of such sacrificial electron donors however is not an ideal solution, because evidently the most popular ones like methanol or triethanolamine are valuable chemicals with high energy density. Recently, researchers from Cardiff University have put forward a very interesting proposal of using a

tertiary amine as an electron donor that could itself be recycled by hydrogenation [34**]. Because hydrogen is usually present as a major by-product during photocatalytic CO_2 reduction reaction in aqueous conditions, the use of recyclable tertiary amine electron donor avoid unnecessary consumption of precious hydrocarbons. It should be noted that no quantitative measurement of CO_2 photoreduction were conducted.

Researchers from Argonne National Lab found that *glyoxal* – a recombination product of two formyl radicals – holds significant role in mimicking the multistep, photosynthetic fixation of atmospheric carbon in nature (Figure 2) [35]. The proposed “*glyoxal cycle*” is a more plausible and facile multiple proton reduction route from CO_2 to CH_4 (or other intermediates) compared to the commonly accepted two-electron scheme (Eq. (1)):



Junctions and Z-scheme

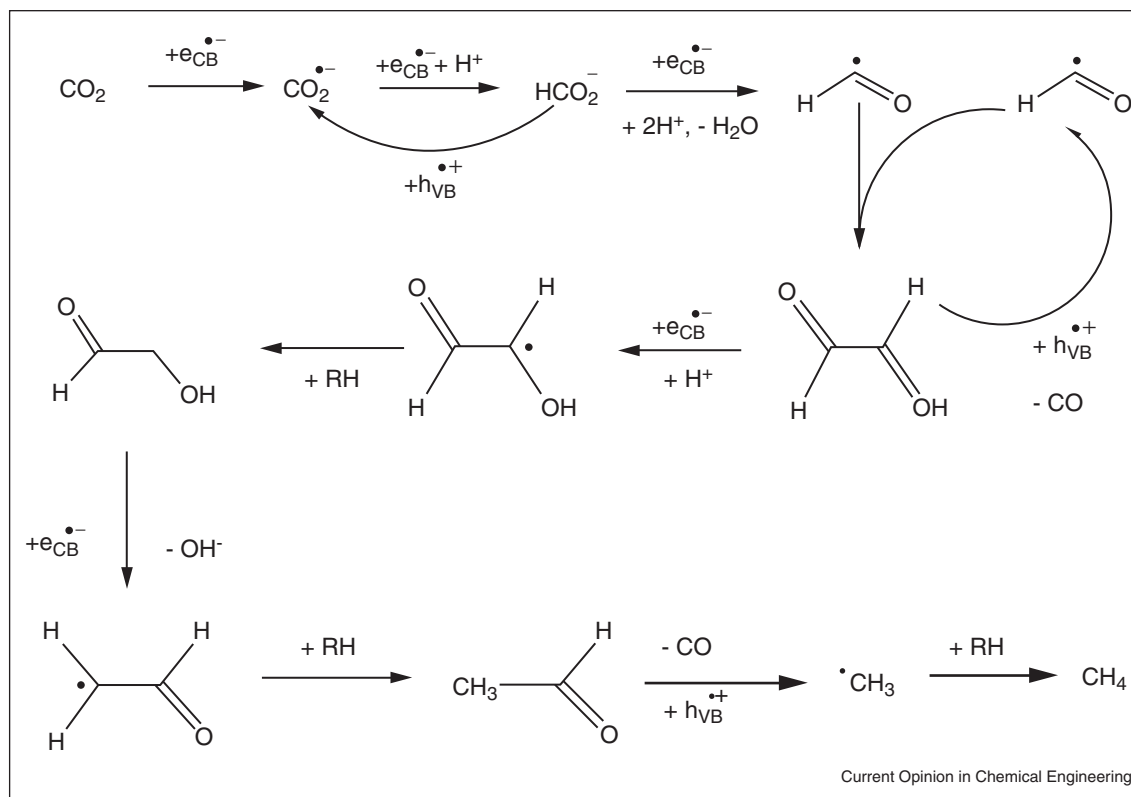
The discovery of Photosystem-II crystal structure in 2004 [36] is probably the pinnacle of dedicated research on natural photosynthesis. It elucidates that the high turnover of natural photosynthesis is caused by the multiple-stage (cascade) excitation with electrons shuttled through electron transport chain mechanism [37]. This finding gives rise to the parallel material design strategy in artificial photosynthesis, including tandem cells (where two-photon excitation is applied), multi-junctions involving combination of two or more materials (Figure 1b), and artificial Z-scheme (Figure 1c).

These multiple-excitation schemes have also been adopted for use in artificial photosynthesis system to harness visible light by pairing two or more photocatalysts with lower bandgap. Most notably, the pairing of N-doped Ta_2O_5 with [Ru-dcbpy] molecular catalyst yields a noble 1.9% quantum yield of formic acid at 405 nm [38*] and enzyme modified TiO_2 [39].

A group from Chiba University had an interesting idea of constructing a *reverse* fuel cell based on polymeric (Nafion) electrodes, supplying CO_2 gas on Zn/Cu/Ga reduction catalyst and either H_2 or water on Pt/C oxidation catalyst [40]. Around $5 \mu\text{mol g}^{-1} \text{h}^{-1}$ of methanol and trace amounts of CO were detected when CO_2 and H_2O feedstock was used. Another interesting idea of using iridium catalyst to reversibly convert CO_2 and H_2 to formate or formic acid by adjusting the solution pH [41].

Aqueous FeCl_2 – FeCl_3 electron mediator system has been demonstrated for various combination of water

Figure 2



Glyoxal cycle. RH represents generic molecular or radical donor of H atoms.

Adapted from with permission from [35] J Phys Chem C. 2012;116:9450–60. Copyright (2012) American Chemical Society.

reduction and oxidation photocatalysts [42]. However, solid-state Z-scheme concept is more interesting, because it eliminates (i) the need for inefficient charge transfer between solid photocatalysts and electron mediator ions in the aforementioned Z-Scheme and (ii) other problems like possible degradation of electron mediators like the $[\text{Fe}(\text{CN})_6]^{3-/4-}$. This idea has been first proven by a group in Osaka using CdS–Au–TiO₂ three-component nanojunction system that successfully reduce methyl viologen and oxidise ethanol [43].

Graphene oxide has also been reported very recently to perform as solid state electron mediator between BiVO₄ and TiO₂ for water splitting without sacrificial reagents [44,45]. It is also reported that manipulation of particulate physical contact in solution by controlling the solution pH could also result in similar Z-scheme structure without the use of electron mediator [46]. These concepts were again only proved in water splitting. Our preliminary results over a novel visible driven junction Cu₂O–RuO_x shed some light on the idea, which shows CO₂ can be much more efficiently converted to CO by the junction structure compared with single photocatalyst. [Enhanced CO₂ photoreduction to fuel by a visible-light

driven inorganic heterojunction, in revision [47].] Nevertheless there is very limited study on CO₂ photoreduction using a solid junction structure.

Improvement to photocatalytic performance Co-catalyst

The most common way to boost photocatalytic performance is by depositing co-catalysts. More often than not, bare photocatalysts could not display high catalytic activity on its own because their surfaces are not suitable for the specific catalytic reactions expected. Noble metals are more commonly used as co-catalyst. For H₂ production for example, most commonly used co-catalyst during water electrolysis is Pt because very slight or almost no overpotential is required to reduce protons to H₂. Researchers from Missouri [48,49] found that reducing the size and high dispersion of nanoparticles, achieved by spraying Pt via aerosol chemical vapour deposition (ACVD) on TiO₂ nanorods, significantly improves TiO₂ performance for CO₂ photoreduction in aqueous solution, with H₂ and methane as the main product. This not only relates to the increased Pt surface area, but also the quantised energy level in nano Pt pushes the work function upwards.

Copper is also one of the popular choices of co-catalyst for CO₂ reduction [50]. However most of the products are CO at lower potentials (more positive than -1.2 V vs. NHE)[51]. An important work by Danish researchers highlighted this is probably because CO binds only weakly to copper surfaces, preventing the stabilisation and protonation of adsorbed CO to form adsorbed CHO, a key step for hydrocarbon formation [52].

Another interesting approach is by exploiting surface plasmon resonance phenomenon which was heavily reported in visible driven organic decomposition, however the detailed mechanism is not clear [53]. Because noble metals like Pt or Au are required for co-catalyst anyway, by simply tuning the size and selecting appropriate photocatalyst-metal pairing could boost the catalyst performance in visible light [53,54]. Another new one is the use of metal-organic hybrid iridium dehydrate pincer complex for (electro-)catalytic reduction of CO₂ to formate [55].

To date, noble metal co-catalysts are always required to achieve decent photocatalytic activity. Search for a new, non-noble metal cocatalyst is economically sensible. Since cobalt phosphate (CoPi) was first reported in 2008 as a water oxidation co-catalyst [56], its popularity has been rising in the recent years. CoPi is easily formed from earth-abundant metal ions (cobalt and phosphates) in aqueous solution. It is proven active as water oxidation catalyst in neutral pH and significantly lower the overpotential normally required for water oxidation reaction. Recent works using transient absorption spectroscopy highlights that CoPi-induced performance improvement may be related to its role to increase photogenerated hole lifetime by at least 3 orders of magnitude [57].

Molybdenum and tungsten sulphides [58,59] have also been reported recently as potential non-noble metal co-catalyst for water reduction to H₂. By itself it could not work as a photocatalyst, but when paired with CdS, the pair clearly shows characteristics of a water reduction catalyst. Considering the price factor, sulphides co-catalyst provides more performance per unit cost compared to Pt-based co-catalyst. The improved performance has been linked to intimate structural similarity to CdS, facilitating quick electron transfer. Other sulphides like MoS also found active when paired with NaTaO₃ [60]. On the other hand, there are some concerns about the stability and safety issue about the sulphide co-catalysts.

Geometrical consideration

One of the ways of improving photocatalyst performance is by applying nanostructured morphology. This provides both increased available surface for catalytic reaction and improved light absorption by acting as a

non-reflective surface or light traps. There are two things that we can learn from the already established solar cell technology, improved surface area from nanotube arrays [61] and light sensitisation by means of dye absorption [62]. Nanotubes with large porosity can benefit the photoconversion efficiency from two aspects. First, the large surface areas ensure the stronger light absorption and simultaneously a much shorter path towards wall surface than the hole diffusion length. Second, a larger inner space of nanotube is important to accelerate the ion migration in the tube and overcome the kinetic bottleneck [63]. Significant improvements in photoelectrochemical performance have also been reported when highly porous branched TiO₂ was used [64]. These branches not only increase the effective surface area, but also improve light absorption. The other example is ZnO rods. Recent findings show significant photocurrent improvement by ZnO grown on grooved substrate compared to planar nanotube arrays, linked to improved light trapping performance. The novel grooved Si design doubles light absorption as back-reflecting mirror, improving the photoelectrochemical efficiency by a factor of 5 [65].

Concluding remarks

Despite significant progress in the recent years, photocatalytic solar fuel generation from CO₂ is still far behind its counterpart water splitting. Furthermore one commonly reported problem is the diversity of reaction products, ranging from CO, CH₄, methanol, formate/formic acid which are multi-electron process thus kinetically very challenging. It is also increasingly difficult to switch the reaction preference to favour carbonaceous product rather than highly competitive H₂ generation. The crux of the problem is lack of appropriate co-catalyst, like the widely used Pt for H₂ evolution catalyst.

Achieving the stoichiometric chemistry is another challenge. Stoichiometric water splitting is feasible proved in which protons and water can be reduced and oxidised spontaneously. However, the ideal coupling of CO₂ reduction and water oxidation seems difficult, as H₂ evolution is more favourable than CO₂ reduction when O₂ molecules are evolved. The exact mechanisms of CO₂ photoreduction are not known and still hotly debated, which further limit the development of the CO₂ photoreduction. Therefore, significant efforts should be made to understand the underlying mechanism in the future apart from the efficient photocatalyst development and cocatalyst exploration.

Acknowledgements

Financial support from the EPSRC (EP/H046380/1) is gratefully acknowledged. Junwang Tang is also thankful for a grant from the Qatar National Research Fund under its National Priorities Research Program award number NPRP 09-328-2-122. Its contents are solely the responsibility of the authors and do not necessarily represent the official views of the Qatar National Research fund.

References and recommended reading

Papers of particular interest, published within the period of review, have been highlighted as:

- of special interest
- of outstanding interest

1. Hansen J, Sato M, Ruedy R: **Perception of climate change**. *Proc Nat Acad Sci USA* 2012, **109**:E2415-E23.
2. Solomon S, Plattner G-K, Knutti R, Friedlingstein P: **Irreversible climate change due to carbon dioxide emissions**. *Proc Nat Acad Sci USA* 2009, **106**:1704-1709.
3. Li K, Martin D, Tang J: **Conversion of solar energy to fuels by inorganic heterogeneous systems**. *Chin J Catal* 2011, **32**:879-890.
4. Tang J, Cowan AJ, Durrant JR, Klug DR: **Mechanism of O₂ production from water splitting: nature of charge carriers in nitrogen doped nanocrystalline TiO₂ films and factors limiting O₂ production**. *J Phys Chem C* 2011, **115**:3143-3150.
5. Tang J, Durrant JR, Klug DR: **Mechanism of photocatalytic water splitting in TiO₂. Reaction of water with photoholes, importance of charge carrier dynamics, and evidence for four-hole chemistry**. *J Am Chem Soc* 2008, **130**:13885-13891.
- This paper is outstanding because this is the first, direct observation of four-hole chemistry of water photooxidation on artificial materials. The results highlighted water oxidation as major reaction bottleneck in solar fuel synthesis.
6. Morris AJ, Meyer GJ, Fujita E: **Molecular approaches to the photocatalytic reduction of carbon dioxide for solar fuels**. *Acc Chem Res* 2009, **42**:1983-1994.
7. Froehlich JD, Kubiak CP: **Homogeneous CO₂ reduction by Ni(cyclam) at a glassy carbon electrode**. *Inorg Chem* 2012, **51**:3932-3934.
8. Tran PD, Wong LH, Barber J, Loo JSC: **Recent advances in hybrid photocatalysts for solar fuel production**. *Energy Environ Sci* 2012, **5**:5902-5918.
9. Tachibana Y, Vayssieres L, Durrant JR: **Artificial photosynthesis for solar water-splitting**. *Nat Photonics* 2012, **6**:511-518.
10. Ho J, Jow TR, Boggs S: **Historical introduction to capacitor technology**. *Electr Insulation Mag IEEE* 2010, **26**:20-25.
11. Goodeve CF, Kitchener JA: **The mechanism of photosensitisation by solids**. *Trans Faraday Soc* 1938, **34**:902-908.
12. Fujishima A, Honda K: **Electrochemical photolysis of water at a semiconductor electrode**. *Nature* 1972, **238**:37-38.
13. Inoue T, Fujishima A, Konishi S, Honda K: **Photoelectrocatalytic reduction of carbon dioxide in aqueous suspensions of semiconductor powders**. *Nature* 1979, **277**:637-638.
14. Mori K, Yamashita H, Anpo M: **Photocatalytic reduction of CO₂ with H₂O on various titanium oxide photocatalysts**. *RSC Adv* 2012, **2**:3165-3172.
15. Shi H, Wang T, Chen J, Zhu C, Ye J, Zou Z: **Photoreduction of carbon dioxide over NaNbO₃ nanostructured photocatalysts**. *Catal Lett* 2011, **141**:525-530.
16. Sayama K, Arakawa H: **Photocatalytic decomposition of water and photocatalytic reduction of carbon dioxide over zirconia catalyst**. *J Phys Chem* 1993, **97**:531-533.
17. Iizuka K, Wato T, Miseki Y, Saito K, Kudo A: **Photocatalytic reduction of carbon dioxide over Ag cocatalyst-loaded Al₄Ti₄O₁₅ (A = Ca, Sr, and Ba) using water as a reducing reagent**. *J Am Chem Soc* 2011, **133**:20863-20868.
- This is a special paper because it demonstrated concurrent CO₂ photo-reduction and water photooxidation using a single photocatalyst with bandgap around 4 eV. Reasonable (tens of micromol h⁻¹) rates of H₂, O₂, HCOOH and CO were recorded.
18. Liu Q, Zhou Y, Kou J, Chen X, Tian Z, Gao J, Yan S, Zou Z: **High-yield synthesis of ultralong and ultrathin Zn₂GeO₄ nanoribbons toward improved photocatalytic reduction of CO₂ into renewable hydrocarbon fuel**. *J Am Chem Soc* 2010, **132**:14385-14387.
19. Zhang N, Ouyang S, Kako T, Ye J: **Mesoporous Zinc Germanium Oxynitride for CO₂ Photoreduction under Visible Light**. *Chem Commun* 2011, **48**:1269-1271.
20. Chen X, Liu L, Yu PY, Mao SS: **Increasing solar absorption for photocatalysis with black hydrogenated titanium dioxide nanocrystals**. *Science* 2011, **331**:746-750.
21. Tao J, Luttrell T, Batzill M: **A two-dimensional phase of TiO₂ with a reduced bandgap**. *Nat Chem* 2011, **3**:296-300.
22. Paracchino A, Brauer JC, Moser J-E, Thimsen E, Graetzel M: **Synthesis and characterization of high-photoactivity electrodeposited Cu₂O solar absorber by photoelectrochemistry and ultrafast spectroscopy**. *J Phys Chem C* 2012, **116**:7341-7350.
23. Paracchino A, Laporte V, Sivula K, Grätzel M, Thimsen E: **Highly active oxide photocathode for photoelectrochemical water reduction**. *Nat Mater* 2011, **10**:456-461.
24. Li K, Handoko AD, Khraisheh M, Tang J: **Simultaneous photocatalytic reduction of CO₂ and water oxidation on potassium tantalate**. London: University College London; under revision.
25. Zheng Y, Liu J, Liang J, Jaroniec M, Qiao SZ: **Graphitic carbon nitride materials: controllable synthesis and applications in fuel cells and photocatalysis**. *Energy Environ Sci* 2012, **5**:6717-6731.
26. Cao L, Sahu S, Anilkumar P, Bunker CE, Xu J, Fernando KAS, Wang P, Gulians EA, Tackett KN, Sun Y-P: **Carbon nanoparticles as visible-light photocatalysts for efficient CO₂ conversion and beyond**. *J Am Chem Soc* 2011, **133**:4754-4757.
27. Thomas A, Fischer A, Goettmann F, Antonietti M, Müller J-O, Schlogl R, Carlsson JM: **Graphitic carbon nitride materials: variation of structure and morphology and their use as metal-free catalysts**. *J Mater Chem* 2008, **18**:4893-4908.
28. Li J, Shen B, Hong Z, Lin B, Gao B, Chen Y: **A facile approach to synthesize novel oxygen-doped g-C₃N₄ with superior visible-light photoreactivity**. *Chem Commun* 2012, **48**:12017-12019.
29. Wang X, Maeda K, Thomas A, Takanahe K, Xin G, Carlsson JM, Domen K, Antonietti M: **A metal-free polymeric photocatalyst for hydrogen production from water under visible light**. *Nat Mater* 2009, **8**:76-80.
30. Perera SD, Mariano RG, Vu K, Nour N, Seitz O, Chabal Y, Balkus KJ: **Hydrothermal synthesis of graphene-TiO₂ nanotube composites with enhanced photocatalytic activity**. *ACS Catal* 2012, **2**:949-956.
31. Xiang Q, Yu J, Jaroniec M: **Preparation and enhanced visible-light photocatalytic H₂-production activity of graphene/C₃N₄ composites**. *J Phys Chem C* 2011, **115**:7355-7363.
32. Wu S, Yin Z, He Q, Lu G, Zhou X, Zhang H: **Electrochemical deposition of Cl-doped n-type Cu₂O on reduced graphene oxide electrodes**. *J Mater Chem* 2011, **21**:3467-3470.
33. Hsu HC, Shown I, Wei HY, Chang YC, Du H-Y, Lin Y-G, Tseng C-A, Wang C-H, Chen LC, Lin Y-C, Chen KH: **Graphene oxide as a promising photocatalyst for CO₂ to methanol conversion**. *Nanoscale* 2012.
34. Richardson RD, Holland EJ, Carpenter BK: **A renewable amine for photochemical reduction of CO₂**. *Nat Chem* 2011, **3**:301-303.
- This is an outstanding paper. Although no quantitative measurements were done, this paper demonstrates the concept of recyclable organic mediator to combine CO₂ photoreduction with water splitting.
35. Shkrob IA, Marin TW, He H, Zapol P: **Photoredox reactions and the catalytic cycle for carbon dioxide fixation and methanogenesis on metal oxides**. *J Phys Chem C* 2012, **116**:9450-9460.
36. Ferreira KN, Iverson TM, Maghlaoui K, Barber J, Iwata S: **Architecture of the photosynthetic oxygen-evolving center**. *Science* 2004, **303**:1831-1838.
37. Barber J: **Photosynthetic energy conversion: natural and artificial**. *Chem Soc Rev* 2009, **38**:185-196.

38. Sato S, Morikawa T, Saeki S, Kajino T, Motohiro T: **Visible-light-induced selective CO₂ reduction utilizing a ruthenium complex electrocatalyst linked to a p-type nitrogen-doped Ta₂O₅ semiconductor.** *Angew Chem Int Ed* 2010, **49**: 5101-5105.
- This paper is special because it reports the high quantum efficiency of CO₂ reduction to formic acid, albeit with sacrificial electron donor. Excellent strategy of linking molecular catalyst and robust p-type oxide semiconductor.
39. Woolerton TW, Sheard S, Reisner E, Pierce E, Ragsdale SW, Armstrong FA: **Efficient and clean photoreduction of CO₂ to CO by enzyme-modified TiO₂ nanoparticles using visible light.** *J Am Chem Soc* 2010, **132**:2132-2133.
40. Morikawa M, Ahmed N, Ogura Y, Izumi Y: **Polymer electrolyte fuel cell supplied with carbon dioxide. Can be the reductant water instead of hydrogen?** *Appl Catal B: Environ* 2012, **117**-118:317-320.
41. Hull JF, Himeda Y, Wang W-H, Hashiguchi B, Periana R, Szalda DJ *et al.*: **Reversible hydrogen storage using CO₂ and a proton-switchable iridium catalyst in aqueous media under mild temperatures and pressures.** *Nat Chem* 2012, **4**: 383-388.
42. Maeda K, Higashi M, Lu D, Abe R, Domen K: **Efficient nonsacrificial water splitting through two-step photoexcitation by visible light using a modified oxynitride as a hydrogen evolution photocatalyst.** *J Am Chem Soc* 2010, **132**:5858-5868.
43. Tada H, Mitsui T, Kiyonaga T, Akita T, Tanaka K: **All-solid-state Z-scheme in CdS-Au-TiO₂ three-component nanojunction system.** *Nat Mater* 2006, **5**:782-786.
44. Ng YH, Iwase A, Kudo A, Amal R: **Reducing graphene oxide on a visible-light BiVO₄ photocatalyst for an enhanced photoelectrochemical water splitting.** *J Phys Chem Lett* 2010, **1**:2607-2612.
45. Iwase A, Ng YH, Ishiguro Y, Kudo A, Amal R: **Reduced graphene oxide as a solid-state electron mediator in Z-scheme photocatalytic water splitting under visible light.** *J Am Chem Soc* 2011, **133**:11054-11057.
- Although focusing on water splitting, this paper is very interesting interesting because it introduces working concept of solid-state Z-scheme model using reduced graphene oxide.
46. Sasaki Y, Nemoto H, Saito K, Kudo A: **Solar water splitting using powdered photocatalysts driven by Z-schematic interparticle electron transfer without an electron mediator.** *J Phys Chem C* 2009, **113**:17536-17542.
47. Albertus DH, Ernest P, Anna R, Federico MP, Mingjia G, Alexander JC, David RK, James RD, Junwang T.: **Enhanced CO₂ photoreduction by a visible-light driven inorganic heterojunction.** *Artificial Photosynthesis*. London: University College London and Imperial College London; under revision.
- This is an important paper because it first demonstrated a simple solid junction could dramatically enhance the lifetime of photoelectrons, resulting into more than 6 times higher activity for CO₂ photoreduction, which provides an efficient material strategy for CO₂ photoconversion.
48. An W-J, Wang W-N, Ramalingam B, Mukherjee S, Daubayev B, Gangopadhyay S, Biswas P: **Enhanced water photolysis with Pt metal nanoparticles on single crystal TiO₂ surfaces.** *Langmuir* 2012, **28**:7528-7534.
49. Wang W-N, An W-J, Ramalingam B, Mukherjee S, Niedzwiedzki DM, Gangopadhyay S, Biswas P: **Size and structure matter: enhanced CO₂ photoreduction efficiency by size-resolved ultrafine Pt nanoparticles on TiO₂ single crystals.** *J Am Chem Soc* 2012.
50. Li CW, Kanan MW: **CO₂ reduction at low overpotential on Cu electrodes resulting from the reduction of thick Cu₂O films.** *J Am Chem Soc* 2012, **134**:7231-7234.
51. Hori Y, Murata A, Takahashi R: **Formation of hydrocarbons in the electrochemical reduction of carbon dioxide at a copper electrode in aqueous solution.** *J Chem Soc Faraday Trans* 1989, **85**:2309-2326.
52. Peterson AA, Abild-Pedersen F, Studt F, Rossmeisl J, Norskov JK: **How copper catalyzes the electroreduction of carbon dioxide into hydrocarbon fuels.** *Energy Environ Sci* 2010, **3**:1311-1315.
53. Tang J: **Interaction between noble metal nanoparticles and light for contaminant decomposition.** *ChemSusChem* 2010, **3**:800-801.
54. Hou W, Hung WH, Pavaskar P, Goepfert A, Aykol M, Cronin SB: **Photocatalytic conversion of CO₂ to hydrocarbon fuels via plasmon-enhanced absorption and metallic interband transitions.** *ACS Catal* 2011, **1**:929-936.
55. Kang P, Cheng C, Chen Z, Schauer CK, Meyer TJ, Brookhart M: **Selective electrocatalytic reduction of CO₂ to formate by water-stable iridium dihydride pincer complexes.** *J Am Chem Soc* 2012, **134**:5500-5503.
56. Kanan MW, Nocera DG: **In situ formation of an oxygen-evolving catalyst in neutral water containing phosphate and Co²⁺.** *Science* 2008, **321**:1072-1075.
57. Barroso M, Cowan AJ, Pendlebury SR, Grätzel M, Klug DR, Durrant JR: **The role of cobalt phosphate in enhancing the photocatalytic activity of α-Fe₂O₃ toward water oxidation.** *J Am Chem Soc* 2011, **133**:14868-14871.
58. Zong X, Yan H, Wu G, Ma G, Wen F, Wang L, Li C: **Enhancement of photocatalytic H₂ evolution on CdS by loading MoS₂ as cocatalyst under visible light irradiation.** *J Am Chem Soc* 2008, **130**:7176-7177.
59. Zong X, Han J, Ma G, Yan H, Wu G, Li C: **Photocatalytic H₂ evolution on CdS loaded with WS₂ as cocatalyst under visible light irradiation.** *J Phys Chem C* 2011, **115**:12202-12208.
60. Seo SW, Park S, Jeong H-Y, Kim SH, Sim U, Lee CW, Nam KT, Hong KS: **Enhanced performance of NaTaO₃ using molecular co-catalyst [Mo₃S₄]⁴⁺ for water splitting into H₂ and O₂.** *Chem Commun* 2012, **48**:10452-10454.
61. Yan J, Zhou F: **TiO₂ nanotubes: structure optimization for solar cells.** *J Mater Chem* 2011, **21**:9406-9418.
62. O'Regan B, Gratzel M: **A low-cost, high-efficiency solar cell based on dye-sensitized colloidal TiO₂ films.** *Nature* 1991, **353**:737-740.
63. Liang S, He J, Sun Z, Liu Q, Jiang Y, Cheng H, He B, Xie Z, Wei S: **Improving photoelectrochemical water splitting activity of TiO₂ nanotube arrays by tuning geometrical parameters.** *J Phys Chem C* 2012, **116**:9049-9053.
64. Cho IS, Chen Z, Forman AJ, Kim DR, Rao PM, Jaramillo TF, Zheng X: **Branched TiO₂ nanorods for photoelectrochemical hydrogen production.** *Nano Lett* 2011, **11**:4978-4984.
65. Wei Y, Ke L, Leong ESP, Liu H, Liew L-L, Teng JH, Du H, Sun XW: **Enhanced photoelectrochemical performance of bridged ZnO nanorod arrays grown on V-grooved structure.** *Nanotechnology* 2012, **23**:365704.
- This paper is interesting because it describes a simple engineering/design approach to improve photoelectrochemical water splitting efficiency by growing on grooved rather than flat surface. The photocurrent was increased by a factor of 5.