

**A Morphometric Exploration of Sexual Dimorphism in  
Mammalian Skeletons for Applicability in Archaeology**

**Deborah Rusillo  
Student No. 959002188**

**2000**

**Volume 2: Appendices**

**Institute of Archaeology  
University College London**

**Dissertation submitted in requirement for the fulfillment  
of the degree of Doctor of Philosophy**



## List of Appendices

<b>Appendix A</b>	<b>Catalogue of bone collections</b>	434
A.1	Animal bone reference collections in the UK	436
A.2	Collections and staff listings	440
<b>Appendix B</b>	<b>Catalogue of specimens used</b>	442
B.1	<i>Vulpes</i> specimen catalogue	444
B.2	<i>Sus</i> specimen catalogue	453
B.3	<i>Dama</i> specimen catalogue	456
B.4	<i>Cervus</i> specimen catalogue	466
B.5	<i>Ovis</i> specimen catalogue	471
<b>Appendix C</b>	<b>Method of bone profiling</b>	481
C.1	Osteometric dimensions from Von den Driesch (1976)	483
C.2	Diagrams illustrating bone profiling methods	484
<b>Appendix D</b>	<b>Bone section outline raw data</b>	491
D.1	<i>Vulpes</i> bone outline data	494
D.2	<i>Sus</i> bone outline data	508
D.3	<i>Dama</i> bone outline data	516
D.4	<i>Cervus</i> bone outline data	534
D.5	<i>Ovis</i> bone outline data	548
<b>Appendix E</b>	<b>Eigenvalues*</b>	<b>CD-ROM</b> 571
E.1	<i>Vulpes</i> eigenvalues	
E.2	<i>Sus</i> eigenvalues	
E.3	<i>Dama</i> eigenvalues	
E.4	<i>Cervus</i> eigenvalues	
E.5	<i>Ovis</i> eigenvalues	

\* any file editor can open these files

<b>Appendix F</b>	<b>Mean shape models</b>	572
F.1	<i>Vulpes</i> mean shapes	574
F.2	<i>Sus</i> mean shapes	579
F.3	<i>Dama</i> mean shapes	580
F.4	<i>Cervus</i> mean shapes	590
F.5	<i>Ovis</i> mean shapes	601
<b>Appendix G</b>	<b>Eigenshapes models</b>	611
G.1	<i>Vulpes</i> eigenshape models	613
G.2	<i>Dama</i> eigenshape models	618
G.3	<i>Cervus</i> eigenshape models	628
G.4	<i>Ovis</i> eigenshape models	638
<b>Appendix H</b>	<b>Eigenshape scores*</b>	<b>CD-ROM</b> 648
H.1	<i>Vulpes</i> eigenshape scores	
H.2	<i>Dama</i> eigenshape scores	
H.3	<i>Cervus</i> eigenshape scores	
H.4	<i>Ovis</i> eigenshape scores	

\*any file editor can open these files

<b>Appendix I</b>	<b>Eigenshape score plots*</b>	<b>CD-ROM</b>	<b>649</b>
I.1	<i>Vulpes</i> eigenshape score plots		
I.2	<i>Sus</i> eigenshape score plots		
I.3	<i>Dama</i> eigenshape score plots		
I.4	<i>Cervus</i> eigenshape score plots		
I.5	<i>Ovis</i> eigenshape score plots		
I.6	<i>Vulpes</i> eigenshape score plots for feral/captive individuals		
I.7	<i>Ovis</i> eigenshape score plots for Shetland sheep		
	* MS Excel files		
<b>Appendix J</b>	<b>Canonical variates analysis with <i>F</i>-test*</b>	<b>CD-ROM</b>	<b>650</b>
J.1	<i>Vulpes</i> CVA		
J.2	<i>Dama</i> CVA		
J.3	<i>Cervus</i> CVA		
J.4	<i>Ovis</i> CVA		
	*any file editor will open these files		
<b>Appendix K</b>	<b>Osteometric data and metric plots*</b>	<b>CD-ROM</b>	<b>651</b>
K.1	Smaller mammals metrical data ( <i>Mustela</i> , <i>Lepus</i> , <i>Felis</i> )		
K.2	<i>Vulpes</i> metrical data and metric plots		
K.3	<i>Dama</i> metrical data and metric plots		
K.4	<i>Cervus</i> metrical data and metric plots		
K.5	<i>Ovis</i> metrical data and metric plots		
K.6	Star Carr archaeological <i>Cervus</i> metrical data		
K.7	Canterbury archaeological <i>Ovis</i> metrical data		
	* MS Excel files		
<b>Appendix L</b>	<b>Area size histograms*</b>	<b>CD-ROM</b>	<b>652</b>
L.1	<i>Vulpes</i> area size histograms		
L.2	<i>Sus</i> area size histograms		
L.3	<i>Dama</i> area size histograms		
L.4	<i>Cervus</i> area size histograms		
L.5	<i>Ovis</i> area size histograms		
L.6	Star Carr archaeological bone area size histograms		
L.7	Canterbury archaeological bone area size histograms		
	* MS Excel files		
<b>Appendix M</b>	<b>Discriminant analysis with <i>T</i>-test*</b>	<b>CD-ROM</b>	<b>653</b>
M.1	<i>Vulpes</i> DFA and <i>T</i> -test		
M.2	<i>Dama</i> DFA and <i>T</i> -test		
M.3	<i>Cervus</i> DFA and <i>T</i> -test		
M.4	<i>Ovis</i> DFA and <i>T</i> -test		
	* Minitab files (download free trial demo from Minitab.com)		
<b>Appendix N</b>	<b><i>Ovis</i> blind test</b>		<b>654</b>
N.1	Catalogue of specimens		656
N.2	<i>Ovis</i> raw data bone outlines		657
N.3	<i>Ovis</i> blind test score plots		672
<b>Appendix O</b>	<b>Archaeological samples</b>		<b>686</b>
O.1	List of archaeological specimens		688
O.2	Catalogue of sheep remains from Canterbury		690
O.3	Star Carr archaeological red deer outline data		691
O.4	Canterbury archaeological sheep outline data		703

# Appendix A

## Catalogue of bone collections

**A.1** Animal bone reference collections in the United Kingdom

**A.2** Collections in the UK, Canada, and Greece with support staff

## A.1 Animal Bone Reference Collections in the United Kingdom

Centre of Archaeology, English Heritage  
Fort Cumberland Road  
Southsea, Portsmouth  
Sebastian Payne (01705) 856 700  
Polydora Baker

Department of Zoology  
University of Aberdeen  
Tillydrone Avenue  
Aberdeen  
Ken Watt

Department of Archaeology  
University of Birmingham  
Birmingham  
Umberto Albarrella (0121) 414 7386

Center for Extra-Mural Studies  
Birkbeck College  
26 Russell Square  
London WC1B 5DQ  
Tony Legge (0171) 631 6631

Department of Natural History  
Booth Museum  
Brighton  
Jeremy Adams 005 2586

Department of Archaeological Science  
University of Bradford  
Bradford BD7 1DP  
Ingrid Mainland (01274) 235534

Department of Zoology  
University of Bristol  
School of Biological Sciences  
Woodland Road  
Bristol BS8 1UG  
Stephen Harris (0117) 928 7479

Department of Biology  
University College London  
London  
Adrian Lister (0171) 504 2670

Department of Archaeology  
 Cambridge University  
 Downing Street  
 Cambridge CB2 3DZ  
 Marsha Levine (01223) 333 532  
 Jessica Rippengal (01223) 339 348

Museum of Zoology  
 Cambridge University  
 Downing Street  
 Cambridge CB2 3DZ  
 Geoff Bailey (01223) 333 529

Creswell Crags Visitors Center  
 Crags Road  
 Welbeck, Worksop  
 Notts S80 3LH  
 Rogan Jenkinson (01909) 720378  
 Brian Chambers

David I. Chapman Private Collection  
 29 The Street  
 Barton Mills  
 Bury St Edmunds  
 Suffolk IP28 6PA  
 Norma Chapman (01638) 712 162

Department of Archaeology  
 University of Durham  
 South Road  
 Durham DH1 3NL  
 Peter Rowley-Conwy (0191) 374 3632  
 Sue Stallibrass  
 Louisa Gidney

Environmental Archaeology Unit  
 University of York  
 Walled Garden  
 York YO1 5DD  
 Keith Dobney (01904) 433 844  
 Deborah Jaques

Department of Archaeology  
 Edinburgh University  
 The Old High School  
 Infirmary Street  
 Edinburgh EH1 1LT



Nicola Murray (0131) 650 2373  
Denise Carruthers (0131) 650 2554

Glasgow City Museum and Art Gallery  
Department of Natural History  
Kelvin Grove  
Glasgow G3  
Richard Sutcliffe

Zoology Museum  
Glasgow University  
Graham Kerr Building  
Glasgow G12 8QQ  
Maggie Reilly

Harrison Zoological Museum  
Bowerwood House  
St Botolphs Road  
Sevenoaks, Kent  
David Harrison (01732) 453 814

Institute of Archaeology  
University College London  
31-34 Gordon Square  
London WC1H 0Py  
Louise Martin (0207) 504 4769

Natural History Museum, British Museum London  
Mammals Department  
Cromwell Road  
London SW7 5BD  
Paula Jenkins (0171) 938 9218  
Richard Sabin (0171) 938 8913  
Richard Harbord

Natural History Museum  
National Scotland Museum  
Chambers Street  
Edinburgh  
Andrew Kitchener

Department of Biodiversity and Systematic Biology  
National Museum of Wales, Cardiff  
Barbara Noddle Collection  
Peter Howlett (01222) 573 233

Oxford City Museum  
 Department of Zoology  
 Parks Road  
 Oxford  
 Jane Pickering (01865) 272 962

Odontological Museum  
 Royal College of Surgeons  
 35-43 Lincolns Inn Fields  
 London WC2A 3PN  
 Caroline Grigson (0171) 405 3474  
 Stella Mason

Powell-Cotton Museum  
 Quex Park  
 Kent  
 Derek Howlett (01843) 842 168

Department of Archaeology and Prehistory  
 University of Sheffield  
 Northgate House  
 West Street  
 Sheffield S1 4ET  
 Paul Halstead (0114) 222 2000  
 Patricia Collins (0114) 222 2903

Faunal Remains Unit  
 Department of Archaeology  
 University of Southampton  
 Southampton S09 5NH  
 Dale Serjeantson (01703) 594 776  
 Jacqui Mulville (01703) 594 197  
 Kate Clark (01703) 594 196

Department of Archaeology  
 University of Wales at Lampeter  
 Yiannis Hamilakis

Walter Rothschild Zoological Museum  
 Tring  
 Hertfordshire

Zoology Museum  
 University College London  
 Department of Zoology  
 London  
 Helen Chatterjee

## A.2 Collections in the UK, Canada and Greece with Staff

- Ancient Monuments Lab, English Heritage (AML): Sebastian Payne, Simon Mays, Polydora Baker
- Aberdeen University, Department of Zoology (ABZ): Ken Watt
- Birmingham University, Department of Archaeology (BHU): Umberto Abarella
- Birkbeck College, Center for Extra-Mural Studies (BIC): Tony Legge
- Bradford University, Department of Archaeological Science (BR): Ingrid Mainland
- Bristol University, Department of Archaeology (BU): Stephen Harris
- University College London, Department of Biology (BUC): Adrian Lister
- Cambridge University, Department of Archaeology (CB): Jessica Rippengal
- Creswell Crags Visitors Center (CC): Brian Chambers
- Cambridge Zoology Museum (CZM): Peter Jewell Soay Sheep Collection
- Durham University, Department of Archaeology (DH): Peter Rowley-Conwy, Jacqui Huntley, Shaun Doran, Louisa Gidney
- David I. Chapman Private Collection, Suffolk (DIC): Norma Chapman
- Environmental Archaeology Unit, York University (EAU): Keith Dobney, Deborah Jaques, Cluny Johnstone, Mark Beech, Terry O'Connor
- University of Edinburgh, Department of Archaeology (EUA): Nicola Murray, Denise Carruthers, Sarah Whitcher
- Fitch Laboratory, British School at Athens (FLA): Ian Whitbread
- Glasgow Museums and Art Gallery (GMS): Richard Sutcliffe, Jeff Hancock
- Glasgow University, Hunterian Zoology Museum (GUZ): Maggie Reilly
- Harrison Zoological Museum, Seven Oaks (HZM): David Harrison
- Liverpool University (LU): J. Baker
- Malcolm H. Wiener Laboratory, American School of Classical Studies at Athens (MHW): Scott Pike, Kim Chi To, Sherry Fox Leonard
- University College London, Department of Medical Physics (MUC): Paul O'Higgins
- Natural History Museum, London, Department of Mammals (NHM): Richard Sabin, Paula Jenkins, Juliet Clutton-Brock, Richard Harbord
- Natural History Museum, London, Department of Palaeontology (NHM): Norman MacLeod
- National Scotland Museum, Natural History Department (NMS): Andrew Kitchener
- National Museum of Wales, Cardiff, Department of Mammals (NMW): Peter Howlett
- Oxford City Museum (OCM): Jane Pickering, Denise Blagden, Malgosia Attkinson

Royal College of Surgeons, Odontological Museum (ODM): Caroline Grigson  
Powell-Cotton Museum, Quex (PCM): Derek Howlett  
Royal Ontario Museum, Department of Mammology (ROM): Susan Woodward, Burton  
Lim  
Sheffield University, Department of Archaeology and Prehistory (SF): Pat Collins,  
Paul Halstead  
Southampton Faunal Remains Unit (SH): Pippa Smith, Kate Clark, Jacqui Mulville,  
Dale Sarjeantson  
University College London, Institute of Archaeology (UCL): Louise Martin, Simon  
Hillson, Clive Orton, Karen Excel  
University of Manitoba, Department of Anthropology (UMA): Haskel Greenfield  
University of Toronto, Department of Anthropology (UTA): Max Friesen  
University of Winnipeg, Department of Anthropology (UWI): Christopher Meiklejohn,  
Peter Dawson  
University of Wales, Lampeter (UWL): Yiannis Hamilakis  
University College London, Department of Zoology, Zoology Museum (ZUC):  
Helen Chatterjee

## Appendix B

### Catalogue of specimens

- B 1            *Vulpes* specimen catalogue
- Glenoid fossa
  - Proximal humerus
  - Distal humerus
  - Obturator foramen
  - Proximal femur
- B 2            *Sus* specimen catalogue
- Atlas, axis, glenoid fossa, proximal humerus
  - Obturator foramen, proximal femur, distal femur
  - Distal tibia, astragalus
- B 3            *Dama* specimen catalogue
- Atlas,
  - Axial dens
  - Glenoid fossa,
  - Distal humerus
  - Proximal metacarpus
  - Obturator foramen
  - Proximal femur
  - Distal tibia
  - Astragalus
  - Proximal metatarsus
- B 4            *Cervus* specimen catalogue
- Atlas transverse process, axial dens
  - Glenoid fossa, distal humerus
  - Proximal metacarpus, obturator foramen, pubis
  - Proximal femur, distal tibia
  - Astragalus, proximal metatarsus
- B 5            *Ovis* specimen catalogue
- Atlas
  - Axial dens
  - Glenoid fossa
  - Proximal humerus
  - Proximal metacarpus
  - Obturator foramen
  - Proximal femur
  - Distal tibia
  - Astragalus
  - Proximal metatarsus

B.1 *Vulpes* Catalogue of Specimens

<i>Vulpes</i> Left Glenoid Fossa							
1	AML 2528	M	Adult	Feral	Cambridgeshire		UK
2	AML 2029	M	Immature	Feral	Buckinghamsh		UK
3	AML 2210	F	Adult	Feral	Buckinghamsh		UK
4	AML 2880	F	Adult	Feral	Somerset		UK
5	ROM 33 2 8 1	M	Adult	Wild	Ontario	Hastings	Canada
6	ROM 36 1 20 2	F	Subadult	Wild	Ontario	Cochrane	Canada
7	ROM 34 1 22 2	M	Adult	Wild	Ontario	Hastings	Canada
8	ROM 34 1 22 1	F	Adult	Wild	Ontario	Hastings	Canada
9	ROM 33 2 8 2	M	Adult	Wild	Ontario	Hastings	Canada
10	ROM 33 1 20 2	F	Adult	Wild	Ontario	Kenora	Canada
11	ROM 33 4 13 6	M	Adult	Wild	Ontario	Kenora	Canada
12	ROM 33 4 13 5	M	Adult	Wild	Ontario	Kenora	Canada
13	ROM 33 1 20 1	M	Adult	Wild	Ontario	Kenora	Canada
14	ROM 32 3 11 7	M	Adult	Wild	Ontario	Muskoka	Canada
15	ROM 34 3 9 4	F	Adult	Wild	Ontario	Parry Sound	Canada
16	ROM 34 3 9 3	M	Adult	Wild	Ontario	Parry Sound	Canada
17	ROM 33 2 15 4	F	Adult	Wild	Ontario	Rainy River	Canada
18	ROM 83001	F	Subadult	Wild	Ontario	Rainy River	Canada
19	ROM 82977	M	Adult	Wild	Ontario	Rainy River	Canada
20	ROM 83002	M	Subadult	Wild	Ontario	Rainy River	Canada
21	GUZ 1821	M	Adult	Feral	Scotland		UK
22	EUA B29	M	Adult	Feral	Scotland		UK
23	ROM 93092	F	Adult	Wild	New York		USA
24	ROM 12967	F	Subadult	Wild	Ontario	Nipissing	Canada
25	ROM 88248	M	Immature	Wild	Ontario	Parry Sound	Canada
26	ROM 16756	F	Adult	Wild	Ontario	Sudbury	Canada
27	ROM 16831	M	Adult	Wild	Ontario	Sudbury	Canada
28	ROM 32 12 26 4	F	Adult	Wild	Ontario	Sudbury	Canada
29	ROM 32 12 26 5	M	Subadult	Wild	Ontario	Sudbury	Canada
30	ROM 32 12 26 6	?	Adult	Wild	Ontario	Sudbury	Canada
31	ROM 28083	M	1 yr	Captive	Ontario		Canada
32	ROM 28084	M	1 yr	Captive	Ontario		Canada
33	ROM 28079	M	1 yr	Captive	Ontario		Canada
34	ROM 28078	M	1 yr	Captive	Ontario		Canada
35	ROM 28076	M	1 yr	Captive	Ontario		Canada
36	ROM 28080	F	2 yrs	Captive	Ontario		Canada
37	ROM 28088	F	2 yrs	Captive	Ontario		Canada
38	ROM 28062	F	2 yrs	Captive	Ontario		Canada
39	ROM 28063	F	2 yrs	Captive	Ontario		Canada
40	ROM 28012	F	Adult	Captive	Ontario		Canada
41	ROM 28030	M	5 yrs	Captive	Ontario		Canada
42	ROM 28017	M	6 yrs	Captive	Ontario		Canada
43	ROM 28019	F	4 yrs	Captive	Ontario		Canada
44	ROM 28025	F	6 yrs	Captive	Ontario		Canada
45	ROM 28047	F	2 yrs	Captive	Ontario		Canada
46	ROM 28048	F	2 yrs	Captive	Ontario		Canada
47	SH 1358	M	37 mos	Feral	Wales	Bristol	UK
48	SH 1124	F	24 mos	Feral	Wales	Bristol	UK
49	SH 1035	M	21 mos	Feral	Wales	Bristol	UK
50	SH 1372	M	27 mos	Feral	Wales	Bristol	UK

Appendix B.1: *Vulpes*

51	SH 1309	M	21 mos	Feral	Wales	Bristol	UK
52	SH 1305	F	32 mos	Feral	Wales	Bristol	UK
53	SH 1331	F	47 mos	Feral	Wales	Bristol	UK
54	SH 1343	M	71 mos	Feral	Wales	Bristol	UK
55	SH 1291	F	19 mos	Feral	Wales	Bristol	UK
56	SH 1325	F	22 mos	Feral	Wales	Bristol	UK
57	SH 1308	F	21 mos	Feral	Wales	Bristol	UK
58	SH 1307	F	33 mos	Feral	Wales	Bristol	UK
59	SH 1370	M	14 mos	Feral	Wales	Bristol	UK
60	SH 1369	F	13 mos	Feral	Wales	Bristol	UK
61	SH 1345	F	47 mos	Feral	Wales	Bristol	UK
62	SH 1327	M	22 mos	Feral	Wales	Bristol	UK
63	SH 1061	F	22 mos	Feral	Wales	Bristol	UK
64	SH 1286	F	55 mos	Feral	Wales	Bristol	UK
65	SH 1371	F	14 mos	Feral	Wales	Bristol	UK
66	SH 1169	F	13 mos	Feral	Wales	Bristol	UK
67	SH 1165	M	25 mos	Feral	Wales	Bristol	UK
68	SH 1312	M	21 mos	Feral	Wales	Bristol	UK
69	SH 1170	M	13 mos	Feral	Wales	Bristol	UK
70	SH 1258	M	52 mos	Feral	Wales	Bristol	UK
71	SH 1072	M	22 mos	Feral	Wales	Bristol	UK



Vulpes Proximal Left Humerus								
1	ENH	2528	M					UK
2	ENH	2029	M					UK
3	ENH	2210	F					UK
4	ENH	2880	F					UK
5	ROM	33 2 8 1	M	Adult	Wild	Ontario	Hastings	Canada
6	ROM	36 1 20 2	F	Subadult	Wild	Ontario	Cochrane	Canada
7	ROM	34 1 22 2	M	Adult	Wild	Ontario	Hastings	Canada
8	ROM	34 1 22 1	F	Adult	Wild	Ontario	Hastings	Canada
9	ROM	33 2 8 2	M	Adult	Wild	Ontario	Hastings	Canada
10	ROM	33 1 20 2	F	Adult	Wild	Ontario	Kenora	Canada
11	ROM	33 4 13 6	M	Adult	Wild	Ontario	Kenora	Canada
12	ROM	33 4 13 5	M	Adult	Wild	Ontario	Kenora	Canada
13	ROM	33 1 20 1	M	Adult	Wild	Ontario	Kenora	Canada
14	ROM	32 3 11 7	M	Adult	Wild	Ontario	Muskoka	Canada
15	ROM	34 3 9 4	F	Adult	Wild	Ontario	Parry Sound	Canada
16	ROM	34 3 9 3	M	Adult	Wild	Ontario	Parry Sound	Canada
17	ROM	33 2 15 4	F	Adult	Wild	Ontario	Rainy River	Canada
18	ROM	83001	F	Subadult	Wild	Ontario	Rainy River	Canada
19	ROM	82977	M	Adult	Wild	Ontario	Rainy River	Canada
20	ROM	83002	M	Subadult	Wild	Ontario	Rainy River	Canada
21	GUZ	1821	M	Adult	Feral	Scotland		UK
22	EUA	B29	M	Adult	Feral	Scotland		UK
23	ROM	93092	F	Adult	Wild	New York		USA
24	ROM	12967	F	Subadult	Wild	Ontario	Nipissing	Canada
25	ROM	88248	M	Immature	Wild	Ontario	Parry Sound	Canada
26	ROM	16756	F	Adult	Wild	Ontario	Sudbury	Canada
27	ROM	16831	M	Adult	Wild	Ontario	Sudbury	Canada
28	ROM	32 12 26 4	F	Adult	Wild	Ontario	Sudbury	Canada
29	ROM	32 12 26 5	M	Subadult	Wild	Ontario	Sudbury	Canada
30	ROM	32 12 26 6	?	Adult	Wild	Ontario	Sudbury	Canada
31	ROM	28077	M	1 yr	Captive	Ontario		Canada
32	ROM	28083	M	1 yr	Captive	Ontario		Canada
33	ROM	28084	M	1 yr	Captive	Ontario		Canada
34	ROM	28079	M	1 yr	Captive	Ontario		Canada
35	ROM	28078	M	1 yr	Captive	Ontario		Canada
36	ROM	28076	M	1 yr	Captive	Ontario		Canada
37	ROM	28080	F	2 yrs	Captive	Ontario		Canada
38	ROM	28088	F	2 yrs	Captive	Ontario		Canada
39	ROM	28062	F	2 yrs	Captive	Ontario		Canada
40	ROM	28063	F	2 yrs	Captive	Ontario		Canada
41	ROM	28012	F	Adult	Captive	Ontario		Canada
42	ROM	28030	M	5 yrs	Captive	Ontario		Canada
43	ROM	28017	M	6 yrs	Captive	Ontario		Canada
44	ROM	28019	F	4 yrs	Captive	Ontario		Canada
45	ROM	28025	F	6 yrs	Captive	Ontario		Canada
46	ROM	28047	F	2 yrs	Captive	Ontario		Canada
47	ROM	28048	F	2 yrs	Captive	Ontario		Canada
48	SH	1358	M	37 mos	Feral	Wales	Bristol	UK
49	SH	1124	F	24 mos	Feral	Wales	Bristol	UK
50	SH	1035	M	21 mos	Feral	Wales	Bristol	UK

51	SH 1372	M	27 mos	Feral	Wales	Bristol	UK
52	SH 1309	M	21 mos	Feral	Wales	Bristol	UK
53	SH 1305	F	32 mos	Feral	Wales	Bristol	UK
54	SH 1331	F	47 mos	Feral	Wales	Bristol	UK
55	SH 1308	F	21 mos	Feral	Wales	Bristol	UK
56	SH 1343	M	71 mos	Feral	Wales	Bristol	UK
57	SH 1291	F	19 mos	Feral	Wales	Bristol	UK
58	SH 1325	F	22 mos	Feral	Wales	Bristol	UK
59	SH 1307	F	33 mos	Feral	Wales	Bristol	UK
60	SH 1370	M	14 mos	Feral	Wales	Bristol	UK
61	SH 1369	F	13 mos	Feral	Wales	Bristol	UK
62	SH 1345	F	47 mos	Feral	Wales	Bristol	UK
63	SH 1327	M	22 mos	Feral	Wales	Bristol	UK
64	SH 1061	F	22 mos	Feral	Wales	Bristol	UK
65	SH 1286	F	55 mos	Feral	Wales	Bristol	UK
66	SH 1371	F	14 mos	Feral	Wales	Bristol	UK
67	SH 1169	F	13 mos	Feral	Wales	Bristol	UK
68	SH 1165	M	25 mos	Feral	Wales	Bristol	UK
69	SH 1312	M	21 mos	Feral	Wales	Bristol	UK
70	SH 1170	M	13 mos	Feral	Wales	Bristol	UK
71	SH 1258	M	52 mos	Feral	Wales	Bristol	UK
72	SH 1072	M	22 mos	Feral	Wales	Bristol	UK

<i>Vulpes</i> Distal Left Humerus							
1	ROM 93092	F	Adult	Wild	New York		USA
2	ROM 12967	F	Subadult	Wild	Ontario	Nipissing	Canada
3	ROM 32 3 11 7	M	Adult	Wild	Ontario	Muskoka	Canada
4	ROM 34 3 9 4	F	Adult	Wild	Ontario	Parry Sound	Canada
5	ROM 34 3 9 3	M	Adult	Wild	Ontario	Parry Sound	Canada
6	ROM 88248	M	Immature	Wild	Ontario	Parry Sound	Canada
7	ROM 83002	M	Subadult	Wild	Ontario	Rainy River	Canada
8	ROM 83000	F	Immature	Wild	Ontario	Rainy River	Canada
9	ROM 33 2 15 4	F	Adult	Wild	Ontario	Rainy River	Canada
10	ROM 83001	F	Subadult	Wild	Ontario	Rainy River	Canada
11	ROM 82977	M	Adult	Wild	Ontario	Rainy River	Canada
12	ROM 16756	F	Adult	Wild	Ontario	Sudbury	Canada
13	ROM 16831	M	Adult	Wild	Ontario	Sudbury	Canada
14	ROM 32 12 26 4	F	Adult	Wild	Ontario	Sudbury	Canada
15	ROM 32 12 26 5	M	Subadult	Wild	Ontario	Sudbury	Canada
16	ROM 32 12 26 6	?	Adult	Wild	Ontario	Sudbury	Canada
17	ROM 36 1 20 1	F	Immature	Wild	Ontario	Cochrane	Canada
18	ROM 36 1 20 2	F	Subadult	Wild	Ontario	Cochrane	Canada
19	ROM 36 1 20 3	M	Immature	Wild	Ontario	Cochrane	Canada
20	ROM 33 1 17 9	M	Immature	Wild	Ontario	Cochrane	Canada
21	ROM 33 2 8 1	M	Adult	Wild	Ontario	Hastings	Canada
22	ROM 34 1 22 2	M	Adult	Wild	Ontario	Hastings	Canada
23	ROM 34 1 22 1	F	Adult	Wild	Ontario	Hastings	Canada
24	ROM 33 2 8 2	M	Adult	Wild	Ontario	Hastings	Canada
25	ROM 33 4 13 6	M	Adult	Wild	Ontario	Kenora	Canada
26	ROM 33 1 20 2	F	Adult	Wild	Ontario	Kenora	Canada
27	ROM 33 4 13 5	M	Adult	Wild	Ontario	Kenora	Canada
28	ROM 33 1 20 1	M	Adult	Wild	Ontario	Kenora	Canada
29	ROM 28077	M	1 yr	Captive	Ontario		Canada
30	ROM 28083	M	1 yr	Captive	Ontario		Canada
31	ROM 28084	M	1 yr	Captive	Ontario		Canada
32	ROM 28079	M	1 yr	Captive	Ontario		Canada
33	ROM 28078	M	1 yr	Captive	Ontario		Canada
34	ROM 28076	M	1 yr	Captive	Ontario		Canada
35	ROM 28080	F	2 yrs	Captive	Ontario		Canada
36	ROM 28088	F	2 yrs	Captive	Ontario		Canada
37	ROM 28062	F	2 yrs	Captive	Ontario		Canada
38	ROM 28063	F	2 yrs	Captive	Ontario		Canada
39	ROM 28012	F	Adult	Captive	Ontario		Canada
40	ROM 28030	M	5 yrs	Captive	Ontario		Canada
41	ROM 28017	M	6 yrs	Captive	Ontario		Canada
42	ROM 28019	F	4 yrs	Captive	Ontario		Canada
43	ROM 28025	F	6 yrs	Captive	Ontario		Canada
44	ROM 28047	F	2 yrs	Captive	Ontario		Canada
45	ROM 28048	F	2 yrs	Captive	Ontario		Canada
46	SH 1358	M	37 mos	Feral	Wales	Bristol	UK
47	SH 1124	F	24 mos	Feral	Wales	Bristol	UK
48	SH 1035	M	21 mos	Feral	Wales	Bristol	UK
49	SH 1372	M	27 mos	Feral	Wales	Bristol	UK
50	SH 1309	M	21 mos	Feral	Wales	Bristol	UK

51	SH 1305	F	32 mos	Feral	Wales	Bristol	UK
52	SH 1331	F	47 mos	Feral	Wales	Bristol	UK
53	SH 1307	F	33 mos	Feral	Wales	Bristol	UK
54	SH 1308	F	21 mos	Feral	Wales	Bristol	UK
55	SH 1343	M	71 mos	Feral	Wales	Bristol	UK
56	SH 1291	F	19 mos	Feral	Wales	Bristol	UK
57	SH 1325	F	22 mos	Feral	Wales	Bristol	UK
58	SH 1370	M	14 mos	Feral	Wales	Bristol	UK
59	SH 1369	F	13 mos	Feral	Wales	Bristol	UK
60	SH 1345	F	47 mos	Feral	Wales	Bristol	UK
61	SH 1327	M	22 mos	Feral	Wales	Bristol	UK
62	SH 1061	F	22 mos	Feral	Wales	Bristol	UK
63	SH 1286	F	55 mos	Feral	Wales	Bristol	UK
64	SH 1371	F	14 mos	Feral	Wales	Bristol	UK
65	SH 1169	F	13 mos	Feral	Wales	Bristol	UK
66	SH 1165	M	25 mos	Feral	Wales	Bristol	UK
67	SH 1312	M	21 mos	Feral	Wales	Bristol	UK
68	SH 1170	M	13 mos	Feral	Wales	Bristol	UK
69	SH 1258	M	52 mos	Feral	Wales	Bristol	UK
70	SH 1072	M	22 mos	Feral	Wales	Bristol	UK

Vulpes Left Obturator Foramen								
1	EUA	B29	M	Adult	Feral	Scotland		UK
2	AML	2528	M	Adult	Feral	Cambridgeshire		UK
3	AML	2029	M	Immature	Feral	Buckinghamsh		UK
4	AML	2210	F	Adult	Feral	Buckinghamsh		UK
5	ROM	33 2 8 1	M	Adult	Wild	Ontario	Hastings	Canada
6	ROM	36 1 20 3	M	Immature	Wild	Ontario	Cochrane	Canada
7	ROM	34 1 22 2	M	Adult	Wild	Ontario	Hastings	Canada
8	ROM	34 1 22 1	F	Adult	Wild	Ontario	Hastings	Canada
9	ROM	33 2 8 2	M	Adult	Wild	Ontario	Hastings	Canada
10	ROM	33 1 20 2	F	Adult	Wild	Ontario	Kenora	Canada
11	ROM	33 4 13 5	M	Adult	Wild	Ontario	Kenora	Canada
12	ROM	33 1 20 1	M	Adult	Wild	Ontario	Kenora	Canada
13	ROM	32 3 11 7	M	Adult	Wild	Ontario	Muskoka	Canada
14	ROM	34 3 9 4	F	Adult	Wild	Ontario	Parry Sound	Canada
15	ROM	34 3 9 3	M	Adult	Wild	Ontario	Parry Sound	Canada
16	ROM	33 2 15 4	F	Adult	Wild	Ontario	Rainy River	Canada
17	ROM	83001	F	Subadult	Wild	Ontario	Rainy River	Canada
18	ROM	82977	M	Adult	Wild	Ontario	Rainy River	Canada
19	ROM	83002	M	Subadult	Wild	Ontario	Rainy River	Canada
20	GUZ	1821	M	Adult	Feral	Scotland		UK
21	ROM	12967	F	Subadult	Wild	Ontario	Nipissing	Canada
22	ROM	88248	M	Immature	Wild	Ontario	Parry Sound	Canada
23	ROM	16756	F	Adult	Wild	Ontario	Sudbury	Canada
24	ROM	16831	M	Adult	Wild	Ontario	Sudbury	Canada
25	ROM	32 12 26 4	F	Adult	Wild	Ontario	Sudbury	Canada
26	ROM	32 12 26 5	M	Subadult	Wild	Ontario	Sudbury	Canada
27	ROM	32 12 26 6	?	Adult	Wild	Ontario	Sudbury	Canada
28	ROM	28077	M	1 yr	Captive	Ontario		Canada
29	ROM	28083	M	1 yr	Captive	Ontario		Canada
30	ROM	28084	M	1 yr	Captive	Ontario		Canada
31	ROM	28079	M	1 yr	Captive	Ontario		Canada
32	ROM	28078	M	1 yr	Captive	Ontario		Canada
33	ROM	28076	M	1 yr	Captive	Ontario		Canada
34	ROM	28080	F	2 yrs	Captive	Ontario		Canada
35	ROM	28088	F	2 yrs	Captive	Ontario		Canada
36	ROM	28062	F	2 yrs	Captive	Ontario		Canada
37	ROM	28063	F	2 yrs	Captive	Ontario		Canada
38	ROM	28012	F	Adult	Captive	Ontario		Canada
39	ROM	28030	M	5 yrs	Captive	Ontario		Canada
40	ROM	28017	M	6 yrs	Captive	Ontario		Canada
41	ROM	28019	F	4 yrs	Captive	Ontario		Canada
42	ROM	28025	F	6 yrs	Captive	Ontario		Canada
43	ROM	28047	F	2 yrs	Captive	Ontario		Canada
44	ROM	28048	F	2 yrs	Captive	Ontario		Canada

Vulpes Proximal Left Femur										
1	ROM	36 1 20 3	M	Immature	Wild	Ontario	Cochrane	Canada		
2	ROM	33 2 8 1	M	Adult	Wild	Ontario	Hastings	Canada		
3	ROM	34 1 22 2	M	Adult	Wild	Ontario	Hastings	Canada		
4	ROM	34 1 22 1	F	Adult	Wild	Ontario	Hastings	Canada		
5	ROM	33 4 13 5	M	Adult	Wild	Ontario	Kenora	Canada		
6	ROM	33 2 8 2	M	Adult	Wild	Ontario	Hastings	Canada		
7	ROM	33 1 20 2	F	Adult	Wild	Ontario	Kenora	Canada		
8	ROM	33 4 13 6	M	Adult	Wild	Ontario	Kenora	Canada		
9	ROM	33 1 20 1	M	Adult	Wild	Ontario	Kenora	Canada		
10	ROM	32 3 11 7	M	Adult	Wild	Ontario	Muskoka	Canada		
11	ROM	34 3 9 4	F	Adult	Wild	Ontario	Parry Sound	Canada		
12	ROM	34 3 9 3	M	Adult	Wild	Ontario	Parry Sound	Canada		
13	ROM	33 2 15 4	F	Adult	Wild	Ontario	Rainy River	Canada		
14	ROM	83001	F	Subadult	Wild	Ontario	Rainy River	Canada		
15	ROM	82977	M	Adult	Wild	Ontario	Rainy River	Canada		
16	ROM	83002	M	Subadult	Wild	Ontario	Rainy River	Canada		
17	AML	2210	F	Adult	Feral	Buckinghamsh		UK		
18	AML	2528	M	Adult	Feral	Cambridgeshire		UK		
19	AML	2029	M	Immature	Feral	Buckinghamsh		UK		
20	AML	2880	F	Adult	Feral	Somerset		UK		
21	GUZ	1821	M	Adult	Feral	Scotland		UK		
22	EUA	B29	M	Adult	Feral	Scotland		UK		
23	ROM	93092	F	Adult	Wild	New York		USA		
24	ROM	12967	F	Subadult	Wild	Ontario	Nipissing	Canada		
25	ROM	88248	M	Immature	Wild	Ontario	Parry Sound	Canada		
26	ROM	16756	F	Adult	Wild	Ontario	Sudbury	Canada		
27	ROM	16831	M	Adult	Wild	Ontario	Sudbury	Canada		
28	ROM	32 12 26 4	F	Adult	Wild	Ontario	Sudbury	Canada		
29	ROM	32 12 26 5	M	Subadult	Wild	Ontario	Sudbury	Canada		
30	ROM	32 12 26 6	?	Adult	Wild	Ontario	Sudbury	Canada		
31	ROM	28077	M	1 yr	Captive	Ontario		Canada		
32	ROM	28083	M	1 yr	Captive	Ontario		Canada		
33	ROM	28084	M	1 yr	Captive	Ontario		Canada		
34	ROM	28079	M	1 yr	Captive	Ontario		Canada		
35	ROM	28078	M	1 yr	Captive	Ontario		Canada		
36	ROM	28076	M	1 yr	Captive	Ontario		Canada		
37	ROM	28080	F	2 yrs	Captive	Ontario		Canada		
38	ROM	28088	F	2 yrs	Captive	Ontario		Canada		
39	ROM	28062	F	2 yrs	Captive	Ontario		Canada		
40	ROM	28063	F	2 yrs	Captive	Ontario		Canada		
41	ROM	28012	F	Adult	Captive	Ontario		Canada		
42	ROM	28030	M	5 yrs	Captive	Ontario		Canada		
43	ROM	28017	M	6 yrs	Captive	Ontario		Canada		
44	ROM	28019	F	4 yrs	Captive	Ontario		Canada		
45	ROM	28025	F	6 yrs	Captive	Ontario		Canada		
46	ROM	28047	F	2 yrs	Captive	Ontario		Canada		
47	ROM	28048	F	2 yrs	Captive	Ontario		Canada		
48	SH	1358	M	37 mos	Feral	Wales	Bristol	UK		
49	SH	1124	F	24 mos	Feral	Wales	Bristol	UK		
50	SH	1035	M	21 mos	Feral	Wales	Bristol	UK		

51	SH 1372	M	27 mos	Feral	Wales	Bristol	UK
52	SH 1309	M	21 mos	Feral	Wales	Bristol	UK
53	SH 1305	F	32 mos	Feral	Wales	Bristol	UK
54	SH 1331	F	47 mos	Feral	Wales	Bristol	UK
55	SH 1343	M	71 mos	Feral	Wales	Bristol	UK
56	SH 1291	F	19 mos	Feral	Wales	Bristol	UK
57	SH 1325	F	22 mos	Feral	Wales	Bristol	UK
58	SH 1308	F	21 mos	Feral	Wales	Bristol	UK
59	SH 1307	F	33 mos	Feral	Wales	Bristol	UK
60	SH 1370	M	14 mos	Feral	Wales	Bristol	UK
61	SH 1369	F	13 mos	Feral	Wales	Bristol	UK
62	SH 1345	F	47 mos	Feral	Wales	Bristol	UK
63	SH 1327	M	22 mos	Feral	Wales	Bristol	UK
64	SH 1061	F	22 mos	Feral	Wales	Bristol	UK
65	SH 1286	F	55 mos	Feral	Wales	Bristol	UK
66	SH 1371	F	14 mos	Feral	Wales	Bristol	UK
67	SH 1169	F	13 mos	Feral	Wales	Bristol	UK
68	SH 1165	M	25 mos	Feral	Wales	Bristol	UK
69	SH 1312	M	21 mos	Feral	Wales	Bristol	UK
70	SH 1170	M	13 mos	Feral	Wales	Bristol	UK
71	SH 1258	M	52 mos	Feral	Wales	Bristol	UK
72	SH 1072	M	22 mos	Feral	Wales	Bristol	UK

## B.2 *Sus* Catalogue of Specimens

<i>Sus Atlas</i>						
1	SH 603	F	Adult	Wild	Romsey	UK
2	CB 323	F	Subadult	Wild		UK
3	CB 316	F	Adult	Wild		UK
4	SF 76	M	~ 3 yrs	Wild	Captive	UK
5	CC 582	M	> 6 yrs	Landrace	Captive	UK

<i>Sus Axis</i>						
1	SH 603	F	Adult	Wild	Romsey	UK
2	CB 323	F	Subadult	Wild		UK
3	CB 316	F	Adult	Wild		UK
4	CC 582	M	> 6 yrs	Landrace	Captive	UK

<i>Sus Left Glenoid</i>						
1	SH 603	F	Adult	Wild	Romsey	UK
2	CB 323	F	Subadult	Wild		UK
3	CB 316	F	Adult	Wild		UK
4	SF 55	F	~ 5 yrs	Wild	Captive	UK
5	SF 76	M	~ 3 yrs	Wild	Captive	UK
6	EAU 665	M	4 yrs	Wild	Captive	Poland
7	EAU 662	F	~ 3 yrs	Tamworth		UK
8	CC 582	M	> 6 yrs	Landrace	Captive	UK

<i>Sus Proximal/Mid Left Humerus</i>						
1	SH 603	F	Adult	Wild	Romsey	UK
2	CB 323	F	Subadult	Wild		UK
3	CB 316	F	Adult	Wild		UK
4	SF 55	F	~ 5 yrs	Wild	Captive	UK
5	SF 76	M	~ 3 yrs	Wild	Captive	UK
6	EAU 665	M	4 yrs	Wild	Captive	Poland
7	EAU 662	F	~ 3 yrs	Tamworth		UK
8	CC 582	M	> 6 yrs	Landrace	Captive	UK



<b>Sus Left Obturator Foramen</b>						
1	CB 323	F	Subadult	Wild		UK
2	CB 316	F	Adult	Wild		UK
3	CB 307	M	Immature	Domestic		UK
4	SF 55	F	~ 5 yrs	Wild	Captive	UK
5	SF 76	M	~ 3 yrs	Wild	Captive	UK
6	EAU 665	M	4 yrs	Wild	Captive	Poland
7	EAU 662	F	~ 3 yrs	Tamworth		UK
8	CC 582	M	> 6 yrs	Landrace	Captive	UK

<b>Sus Proximal Left Femur</b>						
1	SH 603	F	Adult	Wild	Romsey	UK
2	CB 323	F	Subadult	Wild		UK
3	CB 316	F	Adult	Wild		UK
4	SF 55	F	~ 5 yrs	Wild	Captive	UK
5	SF 76	M	~ 3 yrs	Wild	Captive	UK
6	EAU 665	M	4 yrs	Wild	Captive	Poland
7	EAU 662	F	~ 3 yrs	Tamworth		UK
8	CC 582	M	> 6 yrs	Landrace	Captive	UK

<b>Sus Distal/Mid Left Femur</b>						
1	SH 603	F	Adult	Wild	Romsey	UK
2	CB 323	F	Subadult	Wild		UK
3	CB 316	F	Adult	Wild		UK
4	SF 55	F	~ 5 yrs	Wild	Captive	UK
5	SF 76	M	~ 3 yrs	Wild	Captive	UK
6	EAU 665	M	4 yrs	Wild	Captive	Poland
7	EAU 662	F	~ 3 yrs	Tamworth		UK
8	CC 582	M	> 6 yrs	Landrace	Captive	UK

<b>Sus Distal Left Tibia</b>						
1	SF 55	F	~ 5 yrs	Wild	Captive	UK
2	CB 316	F	Adult	Wild		UK
3	CB 323	F	Subadult	Wild		UK
4	SH 603	F	Adult	Wild	Romsey	UK
5	SF 76	M	~ 3 yrs	Wild	Captive	UK
6	EAU 665	M	4 yrs	Wild	Captive	Poland
7	EAU 662	F	~ 3 yrs	Tamworth		UK
8	CC 582	M	> 6 yrs	Landrace	Captive	UK

<b>Sus Left Astragalus</b>						
1	SH 603	F	Adult	Wild	Romsey	UK
2	CB 323	F	Subadult	Wild		UK
3	CB 316	F	Adult	Wild		UK
4	CB 307	M	Immature	Domestic		UK
5	SF 55	F	~ 5 yrs	Wild	Captive	UK
6	SF 76	M	~ 3 yrs	Wild	Captive	UK
7	EAU 665	M	4 yrs	Wild	Captive	Poland
8	EAU 662	F	~ 3 yrs	Tamworth		UK
9	CC 582	M	> 6 yrs	Landrace	Captive	UK

### B.3 *Dama* Catalogue of Specimens

<i>Dama</i> Atlas						
1	SH 493	M	>12 yrs	Southampton		UK
2	SH 42	M	Adult	Southampton		UK
3	SH 494	M	~ 3 yrs	Southampton		UK
4	CB 333	M	12 yrs	Cambridge		UK
5	DIC 110	M	106 mos	Suffolk		UK
6	DIC 120	M	47 mos	Suffolk	Patho	UK
7	DIC 171	F	Adult	Suffolk		UK
8	DIC 211	M	68 mos	Suffolk		UK
9	DIC 200	F	> 9 yrs	Richmond Park		UK
10	DIC 218	F	4 yrs	Epping Forest		UK
11	DIC 233	F	44 mos	Epping Forest		UK
12	DIC 257	M	42 mos	Epping Forest		UK
13	DIC 258	M	54 mos	Epping Forest		UK
14	DIC 259	M	78 mos	Epping Forest		UK
15	DIC 18	F	> 6 yrs	Suffolk		UK
16	DIC 691	F	Adult	Suffolk		UK
17	DIC 23	M	~ 3 yrs	Suffolk		UK
18	CC 37	F	~ 5 yrs	Notts		UK
19	NHM 1936 1	M	Adult	Sussex		UK
20	NHM 1937 1	F	Adult	Sussex		UK
21	NHM 1937 2	F	~ 7 yrs			UK

<i>Dama Axis</i>						
1	SH 493	M	>12 yrs	Southampton		UK
2	SH 42	M	Adult	Southampton		UK
3	SH 494	M	~ 3 yrs	Southampton		UK
4	CB 333	M	12 yrs	Cambridge		UK
5	DIC 110	M	106 mos	Suffolk		UK
6	DIC 120	M	47 mos	Suffolk	Patho	UK
7	DIC 171	F	Adult	Suffolk		UK
8	DIC 162	M	88 mos	Suffolk		UK
9	DIC 211	M	68 mos	Suffolk		UK
10	DIC 212	F	> 9 yrs	Suffolk		UK
11	DIC 200	F	> 9 yrs	Richmond Park		UK
12	DIC 233	F	44 mos	Epping Forest		UK
13	DIC 257	M	42 mos	Epping Forest		UK
14	DIC 258	M	54 mos	Epping Forest		UK
15	DIC 259	M	78 mos	Epping Forest		UK
16	DIC 8	M	> 6 yrs	Suffolk		UK
17	DIC 18	F	> 6 yrs	Suffolk		UK
18	DIC 23	M	~ 3 yrs	Suffolk		UK
19	DIC 691	F	Adult	Suffolk		UK
20	CC 37	F	~ 5 yrs	Notts		UK
21	NHM 1937 2	F	~ 7 yrs			UK
22	NHM 1937 1	F	Adult	Sussex		UK

<i>Dama</i> Left Glenoid						
1	SH 493	M	> 12 yrs	Southampton		UK
2	SH 42	M	Adult	Southampton		UK
3	CB 333	M	12 yrs	Cambridge		UK
4	DIC 120	M	47 mos	Suffolk	Patho	UK
5	DIC 162	M	88 mos	Suffolk		UK
6	DIC 211	M	68 mos	Suffolk		UK
7	DIC 212	F	> 9 yrs	Suffolk		UK
8	DIC 200	F	> 9 yrs	Richmond Park		UK
9	DIC 218	F	4 yrs	Epping Forest		UK
10	DIC 233	F	44 mos	Epping Forest		UK
11	DIC 257	M	42 mos	Epping Forest		UK
12	DIC 258	M	54 mos	Epping Forest		UK
13	DIC 259	M	78 mos	Epping Forest		UK
14	DIC 8	M	> 6 yrs	Suffolk		UK
15	DIC 14	F	> 6 yrs	Suffolk		UK
16	DIC 18	F	> 6 yrs	Suffolk		UK
17	DIC 23	M	~ 3 yrs	Suffolk		UK
18	DIC 691	F	Adult	Suffolk		UK
19	CC 37	F	~ 5 yrs	Notts		UK
20	NHM 1936 1	M	Adult	Sussex		UK
21	NHM 1937 2	F	~ 7 yrs			UK
22	NHM 1937 1	F	Adult	Sussex		UK

<b>Dama Distal Left Humerus</b>						
1	AML 2525	F	Adult	Northamptonshire		UK
2	AML 2526	M	Adult	Northamptonshire		UK
3	AML 2527	M	Adult	Northamptonshire		UK
4	SH 493	M	>12 yrs	Southampton		UK
5	SH 42	M	Adult	Southampton		UK
6	SH 494	M	~ 3 yrs	Southampton		UK
7	CB 333	M	12 yrs	Cambridge		UK
8	DIC 110	M	106 mos	Suffolk		UK
9	DIC 120	M	47 mos	Suffolk	Patho	UK
10	DIC 211	M	68 mos	Suffolk		UK
11	DIC 212	F	> 9 yrs	Suffolk		UK
12	DIC 200	F	> 9 yrs	Richmond Park		UK
13	DIC 218	F	4 yrs	Epping Forest		UK
14	DIC 233	F	44 mos	Epping Forest		UK
15	DIC 257	M	42 mos	Epping Forest		UK
16	DIC 258	M	54 mos	Epping Forest		UK
17	DIC 259	M	78 mos	Epping Forest		UK
18	DIC 8	M	> 6 yrs	Suffolk		UK
19	DIC 18	F	> 6 yrs	Suffolk		UK
20	DIC 23	M	~ 3 yrs	Suffolk		UK
21	DIC 691	F	Adult	Suffolk		UK
22	CC 37	F	~ 5 yrs	Notts		UK
23	NHM 1936 1	M	Adult	Sussex		UK
24	NHM 1937 2	F	~ 7 yrs			UK
25	NHM 1937 1	F	Adult	Sussex		UK

<b>Dama Proximal Left Metacarpus</b>						
1	SH 42	M	Adult	Southampton		UK
2	SH 494	M	~ 3 yrs	Southampton		UK
3	SH 776	F	Adult	Southampton		UK
4	CB 333	M	12 yrs	Cambridge		UK
5	DIC 120	M	47 mos	Suffolk	Patho	UK
6	DIC 211	M	68 mos	Suffolk		UK
7	DIC 212	F	> 9 yrs	Suffolk		UK
8	DIC 200	F	> 9 yrs	Richmond Park		UK
9	DIC 258	M	54 mos	Epping Forest		UK
10	DIC 259	M	78 mos	Epping Forest		UK
11	DIC 14	F	> 6 yrs	Suffolk		UK
12	DIC K1	F	Adult	Richmond Park		UK
13	DIC K7	F	Adult	Richmond Park		UK
14	DIC K48	F	Adult	Richmond Park		UK
15	DIC N21	M	Adult	Richmond Park		UK
16	DIC N22	M	Adult	Richmond Park		UK
17	DIC N23	M	Adult	Richmond Park		UK
18	DIC N31	F	Adult	Richmond Park		UK
19	DIC N35	F	Adult	Richmond Park		UK
20	DIC N37	F	Adult	Richmond Park		UK
21	DIC N38	F	Adult	Richmond Park		UK
22	DIC N39	F	Adult	Richmond Park		UK
23	DIC N40	M	Adult	Richmond Park		UK
24	DIC N42	F	Adult	Richmond Park		UK
25	DIC N45	F	Adult	Richmond Park		UK
26	DIC N46	M	Adult	Richmond Park		UK
27	DIC N48	F	Adult	Richmond Park		UK
28	DIC N50	F	Adult	Richmond Park		UK
29	DIC N52	F	Adult	Richmond Park		UK
30	DIC N53	F	Adult	Richmond Park		UK
31	DIC N55	F	Adult	Richmond Park		UK
32	DIC K56	M	Adult	Richmond Park		UK
33	NHM 1936 1	M	Adult	Sussex		UK
34	CC 37	F	~ 5 yrs	Notts		UK
35	NHM 1937 1	F	Adult	Sussex		UK

<i>Dama</i> Left Obturator Foramen						
1	SH 493	M	>12 yrs	Southampton		UK
2	SH 42	M	Adult	Southampton		UK
3	SH 494	M	~ 3 yrs	Southampton		UK
4	DIC 120	M	47 mos	Suffolk	Patho	UK
5	DIC 212	F	> 9 yrs	Suffolk		UK
6	DIC 200	F	> 9 yrs	Richmond Park		UK
7	DIC 233	F	44 mos	Epping Forest		UK
8	DIC 257	M	42 mos	Epping Forest		UK
9	DIC 258	M	54 mos	Epping Forest		UK
10	DIC 259	M	78 mos	Epping Forest		UK
11	DIC 8	M	> 6 yrs	Suffolk		UK
12	DIC 14	F	> 6 yrs	Suffolk		UK
13	DIC 18	F	> 6 yrs	Suffolk		UK
14	DIC 23	M	~ 3 yrs	Suffolk		UK
15	DIC 691	F	Adult	Suffolk		UK
16	NHM 1936 1	M	Adult	Sussex		UK
17	NHM 1937 2	F	~ 7 yrs			UK
18	NHM 1937 1	F	Adult	Sussex		UK



<b>Dama Proximal Left Femur</b>						
1	AML 2526	M	Adult	Northamptonshire		UK
2	AML 2527	M	Adult	Northamptonshire		UK
3	AML 2525	F	Adult	Northamptonshire		UK
4	SH 493	M	>12 yrs	Southampton		UK
5	SH 42	M	Adult	Southampton		UK
6	SH 494	M	~ 3 yrs	Southampton		UK
7	CB 333	M	12 yrs	Cambridge		UK
8	DIC 110	M	106 mos	Suffolk		UK
9	DIC 120	M	47 mos	Suffolk	Patho	UK
10	DIC 211	M	68 mos	Suffolk		UK
11	DIC 212	F	> 9 yrs	Suffolk		UK
12	DIC 200	F	> 9 yrs	Richmond Park		UK
13	DIC 218	F	4 yrs	Epping Forest		UK
14	DIC 233	F	44 mos	Epping Forest		UK
15	DIC 257	M	42 mos	Epping Forest		UK
16	DIC 258	M	54 mos	Epping Forest		UK
17	DIC 259	M	78 mos	Epping Forest		UK
18	DIC 8	M	> 6 yrs	Suffolk		UK
19	DIC 14	F	> 6 yrs	Suffolk		UK
20	DIC 18	F	> 6 yrs	Suffolk		UK
21	DIC 23	M	~ 3 yrs	Suffolk		UK
22	DIC 691	F	Adult	Suffolk		UK
23	CC 37	F	~ 5 yrs	Notts		UK
24	NHM 1936 1	M	Adult	Sussex		UK
25	NHM 1937 2	F	~ 7 yrs			UK
26	NHM 1937 1	F	Adult	Sussex		UK

<b>Dama Distal Left Tibia</b>						
1	AML 2526	M	Adult	Northamptonshire		UK
2	AML 2525	F	Adult	Northamptonshire		UK
3	AML 2527	M	Adult	Northamptonshire		UK
4	SH 493	M	>12 yrs	Southampton		UK
5	SH 42	M	Adult	Southampton		UK
6	SH 494	M	~ 3 yrs	Southampton		UK
7	CB 333	M	12 yrs	Cambridge		UK
8	DIC 110	M	106 mos	Suffolk		UK
9	DIC 171	F	Adult	Suffolk		UK
10	DIC 211	M	68 mos	Suffolk		UK
11	DIC 212	F	> 9 yrs	Suffolk		UK
12	DIC 218	F	4 yrs	Epping Forest		UK
13	DIC 233	F	44 mos	Epping Forest		UK
14	DIC 257	M	42 mos	Epping Forest		UK
15	DIC 258	M	54 mos	Epping Forest		UK
16	DIC 259	M	78 mos	Epping Forest		UK
17	DIC 8	M	> 6 yrs	Suffolk		UK
18	DIC 18	F	> 6 yrs	Suffolk		UK
19	DIC 23	M	~ 3 yrs	Suffolk		UK
20	CC 37	F	~ 5 yrs	Notts		UK
21	NHM 1936 1	M	Adult	Sussex		UK
22	NHM 1937 1	F	Adult	Sussex		UK
23	NHM 1937 2	F	~ 7 yrs			UK

<b>Dama Left Astragalus</b>						
1	SH 493	M	>12 yrs	Southampton	UK	
2	SH 42	M	Adult	Southampton	UK	
3	SH 494	M	~ 3 yrs	Southampton	UK	
4	SH 776	F	Adult	Southampton	UK	
5	CB 333	M	12 yrs	Cambridge	UK	
6	DIC 171	F	Adult	Suffolk	UK	
7	DIC 211	M	68 mos	Suffolk	UK	
8	DIC 212	F	> 9 yrs	Suffolk	UK	
9	DIC 218	F	4 yrs	Epping Forest	UK	
10	DIC 233	F	44 mos	Epping Forest	UK	
11	DIC 257	M	42 mos	Epping Forest	UK	
12	DIC 258	M	54 mos	Epping Forest	UK	
13	DIC 259	M	78 mos	Epping Forest	UK	
14	DIC 8	M	> 6 yrs	Suffolk	UK	
15	DIC 18	F	> 6 yrs	Suffolk	UK	
16	DIC 23	M	~ 3 yrs	Suffolk	UK	
17	DIC 691	F	Adult	Suffolk	UK	
18	CC 37	F	~ 5 yrs	Notts	UK	
19	NHM 1936 1	M	Adult	Sussex	UK	
20	NHM 1937 2	F	~ 7 yrs		UK	
21	NHM 1937 1	F	Adult	Sussex	UK	

<i>Dama</i> Proximal Left Metatarsus					
1	SH 42	M	Adult	Southampton	UK
2	SH 494	M	~ 3 yrs	Southampton	UK
3	SH 776	F	Adult	Southampton	UK
4	CB 333	M	12 yrs	Cambridge	UK
5	DIC 211	M	68 mos	Suffolk	UK
6	DIC 212	F	> 9 yrs	Suffolk	UK
7	DIC 200	F	> 9 yrs	Richmond Park	UK
8	DIC 218	F	4 yrs	Epping Forest	UK
9	DIC 258	M	54 mos	Epping Forest	UK
10	DIC 259	M	78 mos	Epping Forest	UK
11	DIC 14	F	> 6 yrs	Suffolk	UK
12	DIC K1	F	Adult	Richmond Park	UK
13	DIC K7	F	Adult	Richmond Park	UK
14	DIC K25	F	Adult	Richmond Park	UK
15	DIC K26	F	Adult	Richmond Park	UK
16	DIC K28	F	Adult	Richmond Park	UK
17	DIC N21	M	Adult	Richmond Park	UK
18	DIC N22	M	Adult	Richmond Park	UK
19	DIC N23	M	Adult	Richmond Park	UK
20	DIC N31	F	Adult	Richmond Park	UK
21	DIC N35	F	Adult	Richmond Park	UK
22	DIC N37	F	Adult	Richmond Park	UK
23	DIC N38	F	Adult	Richmond Park	UK
24	DIC N39	F	Adult	Richmond Park	UK
25	DIC N40	M	Adult	Richmond Park	UK
26	DIC N42	F	Adult	Richmond Park	UK
27	DIC N45	F	Adult	Richmond Park	UK
28	DIC N46	M	Adult	Richmond Park	UK
29	DIC N48	F	Adult	Richmond Park	UK
30	DIC N50	F	Adult	Richmond Park	UK
31	DIC N52	F	Adult	Richmond Park	UK
32	DIC N53	F	Adult	Richmond Park	UK
33	DIC N55	F	Adult	Richmond Park	UK
34	DIC K56	M	Adult	Richmond Park	UK
35	CC 37	F	~ 5 yrs	Notts	UK
36	NHM 1936 1	M	Adult	Sussex	UK
37	NHM 1937 1	F	Adult	Sussex	UK

#### B.4 *Cervus* Catalogue of Specimens

<i>Cervus Atlas Lateral Process</i>						
1	OCM 19348	M	Adult	Oxford	UK	
2	OCM 19502	F	Adult	Oxford	UK	
3	EUA D24	M	Adult	Scotland	UK	
4	EUA B21	F	Adult	Scotland	UK	

<i>Cervus Axis</i>						
1	OCM 19348	M	Adult	Oxford	UK	
2	OCM 19502	F	Adult	Oxford	UK	
3	EUA B21	F	Adult	Scotland	UK	
4	EUA D24	M	Adult	Scotland	UK	
5	SH 122	F	Adult	Lyme Park	Cheshire	UK
6	CB 318	F	>10 yrs	Cambridge	UK	
7	CB 334	M	>10 yrs	Cambridge	UK	
8	SF 41	F	~ 6yrs	Sheffield	UK	
9	EAU 2	F	Adult	Yorkshire	UK	
10	NHM 1892 3	M	Adult	Patho	Iran	
11	NHM 1866 12	M	Adult	Kashmir	India	
12	NHM 1853 31	F	Adult		Tunisia	

<b>Cervus Left Glenoid Fossa</b>						
1	OCM 19348	M	Adult		Oxford	UK
2	OCM 19502	F	Adult		Oxford	UK
3	EUA B21	F	Adult		Scotland	UK
4	EUA D24	M	Adult		Scotland	UK
5	SH 122	F	Adult	Lyme Park	Cheshire	UK
6	CB 334	M	>10 yrs		Cambridge	UK
7	DIC 195	M	~ 4 yrs		Suffolk	UK
8	DIC 44	M	~ 4yrs		Suffolk	UK
9	SF 41	F	~ 6yrs		Sheffield	UK
10	EAU 2	F	Adult		Yorkshire	UK
11	CC 132	M	~ 6 yrs		Notts	UK
12	NHM 1892 3	M	Adult	Patho		Iran
13	NHM 1866 12	M	Adult		Kashmir	India
14	NHM 1853 31	F	Adult			Tunisia

<b>Cervus Distal Left Humerus</b>						
1	OCM 19348	M	Adult		Oxford	UK
2	OCM 19502	F	Adult		Oxford	UK
3	ENH 8	M				UK
4	ENH 454	F				UK
5	ENH 563	F				UK
6	EUA B21	F	Adult		Scotland	UK
7	EUA D24	M	Adult		Scotland	UK
8	SH 122	F	Adult	Lyme Park	Cheshire	UK
9	CB 318	F	>10 yrs		Cambridge	UK
10	CB 334	M	>10 yrs		Cambridge	UK
11	DIC 195	M	~ 4 yrs		Suffolk	UK
12	DIC 44	M	~ 4yrs		Suffolk	UK
13	SF 41	F	~ 6yrs		Sheffield	UK
14	EAU 2	F	Adult		Yorkshire	UK
15	CC 132	M	~ 6 yrs		Notts	UK
16	NHM 1892 3	M	Adult	Patho		Iran
17	NHM 1866 12	M	Adult		Kashmir	India
18	NHM 1853 31	F	Adult			Tunisia

<b>Cervus Proximal Left Metacarpus</b>						
1	OCM 19502	F	Adult		Oxford	UK
2	EUA B21	F	Adult		Scotland	UK
3	EUA D24	M	Adult		Scotland	UK
4	SH 122	F	Adult	Lyme Park	Cheshire	UK
5	SH 601	M	Adult	Glen Tanar	Scotland	UK
6	CB 318	F	>10 yrs		Cambridge	UK
7	DIC 195	M	~ 4 yrs		Suffolk	UK
8	SF 41	F	~ 6yrs		Sheffield	UK
9	EAU 2	F	Adult		Yorkshire	UK
10	CC 132	M	~ 6 yrs		Notts	UK
11	NHM 1892 3	M	Adult	Patho		Iran
12	NHM 1866 12	M	Adult		Kashmir	India
13	NHM 1853 31	F	Adult			Tunisia

<b>Cervus Left Obturator Foramen</b>						
1	OCM 19348	M	Adult		Oxford	UK
2	OCM 19502	F	Adult		Oxford	UK
3	EUA B21	F	Adult		Scotland	UK
4	EUA D24	M	Adult		Scotland	UK
5	SH 122	F	Adult	Lyme Park	Cheshire	UK
6	CB 318	F	>10 yrs		Cambridge	UK
7	DIC 44	M	~ 4yrs		Suffolk	UK
8	SF 41	F	~ 6yrs		Sheffield	UK
9	EAU 2	F	Adult		Yorkshire	UK
10	NHM 1892 3	M	Adult	Patho		Iran
11	NHM 1866 12	M	Adult		Kashmir	India
12	NHM 1853 31	F	Adult			Tunisia

<b>Cervus Left Pubis</b>						
1	OCM 19502	F	Adult		Oxford	UK
2	OCM 19348	M	Adult		Oxford	UK
3	EUA B21	F	Adult		Scotland	UK
4	EUA D24	M	Adult		Scotland	UK
5	SH 122	F	Adult	Lyme Park	Cheshire	UK
6	CB 318	F	>10 yrs		Cambridge	UK
7	DIC 44	M	~ 4yrs		Suffolk	UK
8	SF 41	F	~ 6yrs		Sheffield	UK
9	EAU 2	F	Adult		Yorkshire	UK
10	CC 132	M	~ 6 yrs		Notts	UK
11	NHM 1892 3	M	Adult	Patho		Iran
12	NHM 1866 12	M	Adult		Kashmir	India
13	NHM 1853 31	F	Adult			Tunisia

<b>Cervus Proximal Left Femur</b>						
1	OCM 19348	M	Adult		Oxford	UK
2	OCM 19502	F	Adult		Oxford	UK
3	ENH 8	M				UK
4	ENH 454	F				UK
5	ENH 563	F				UK
6	EUA B21	F	Adult		Scotland	UK
7	EUA D24	M	Adult		Scotland	UK
8	SH 122	F	Adult	Lyme Park	Cheshire	UK
9	CB 318	F	>10 yrs		Cambridge	UK
10	CB 334	M	>10 yrs		Cambridge	UK
11	DIC 44	M	~ 4yrs		Suffolk	UK
12	SF 41	F	~ 6yrs		Sheffield	UK
13	EAU 2	F	Adult		Yorkshire	UK
14	NHM 1892 3	M	Adult	Patho		Iran
15	NHM 1866 12	M	Adult		Kashmir	India
16	NHM 1853 31	F	Adult			Tunisia

<b>Cervus Distal Left Tibia</b>						
1	OCM 19348	M	Adult		Oxford	UK
2	OCM 19502	F	Adult		Oxford	UK
3	ENH 454	F				UK
4	ENH 563	F				UK
5	ENH 8	M				UK
6	EUA B21	F	Adult		Scotland	UK
7	EUA D24	M	Adult		Scotland	UK
8	SH 122	F	Adult	Lyme Park	Cheshire	UK
9	CB 318	F	>10 yrs		Cambridge	UK
10	DIC 195	M	~ 4 yrs		Suffolk	UK
11	DIC 44	M	~ 4yrs		Suffolk	UK
12	SF 41	F	~ 6yrs		Sheffield	UK
13	EAU 2	F	Adult		Yorkshire	UK
14	CC 132	M	~ 6 yrs		Notts	UK
15	NHM 1866 12	M	Adult		Kashmir	India
16	NHM 1853 31	F	Adult			Tunisia



<b>Cervus Left Astragalus</b>							
1	SH 122	F	Adult	Lyme Park	Cheshire	UK	
2	CB 318	F	>10 yrs		Cambridge	UK	
3	CB 334	M	>10 yrs		Cambridge	UK	
4	CB 354	F	~ 4 yrs		Cambridge	UK	
5	DIC 195	M	~ 4 yrs		Suffolk	UK	
6	DIC 44	M	~ 4yrs		Suffolk	UK	
7	SF 41	F	~ 6yrs		Sheffield	UK	
8	EAU 2	F	Adult		Yorkshire	UK	
9	CC 132	M	~ 6 yrs		Notts	UK	
10	NHM 1892 3	M	Adult	Patho			Iran
11	NHM 1866 12	M	Adult		Kashmir		India
12	NHM 1853 31	F	Adult				Tunisia

<b>Cervus Proximal Left Metatarsus</b>							
1	OCM 19502	F	Adult		Oxford		UK
2	EUA B21	F	Adult		Scotland		UK
3	EUA D24	M	Adult		Scotland		UK
4	SH 122	F	Adult	Lyme Park	Cheshire		UK
5	SH 601	M	Adult	Glen Tanar	Scotland		UK
6	CB 318	F	>10 yrs		Cambridge		UK
7	DIC 195	M	~ 4 yrs		Suffolk		UK
8	SF 41	F	~ 6yrs		Sheffield		UK
9	EAU 2	F	Adult		Yorkshire		UK
10	CC 132	M	~ 6 yrs		Notts		UK
11	NHM 1892 3	M	Adult	Patho			Iran
12	NHM 1866 12	M	Adult		Kashmir		India
13	NHM 1853 31	F	Adult				Tunisia

## B.5 Ovis Catalogue of Specimens

Ovis Atlas						
1	AML 2894	C	35 mos	Shetland	Hoy	UK
2	AML 2914	C	39 mos	Shetland	Hoy	UK
3	AML 1490	F	79 mos	Shetland	Hoy	UK
4	AML 2943	C	43 mos	Shetland	Hoy	UK
5	AML 1308	F	141 mos	Soay		UK
6	AML 2978	C	45 mos	Shetland	Hoy	UK
7	AML 2573	M	48 mos	Herdwick	Hoy	UK
8	AML 2778	F	45 mos	Soay	Hirta	UK
9	AML 2567	F	43 mos	Herdwick	Hoy	UK
10	AML 1493	F	67 mos	Shetland	Hoy	UK
11	AML 1488	F	55 mos	Shetland	Hoy	UK
12	AML 2227	F	125 mos	Soay	Suffolk	UK
13	AML 2228	F	41 mos	Soay	Hirta	UK
14	AML 2226	F	146 mos	Soay		UK
15	AML 460	M	60 mos +	Soay		UK
16	AML 2832	C	156 mos	Soay	Cambridge	UK
17	AML 1487	M	60 mos +	Soay	Hirta	UK
18	AML 2044	M	144 mos	Moont Shetland		UK
19	AML 2948	C	60 mos +	Soay	St Kilda	UK
20	AML 2945	C	60 mos +	Soay	St Kilda	UK
21	AML 1489	F	79 mos	Shetland	Hoy	UK
22	AML 1491	F	55 mos	Shetland	Hoy	UK
23	AML 2224	F	41 mos	Soay	Surrey	UK
24	AML 2225	F	89 mos	Soay	Surrey	UK
25	SH 868	F	Adult	Shetland	Hoy	UK
26	SF 45	F	Adult	Soay		UK
27	SF 43	M	Old	Soay		UK
28	EAU 547	C	46 mos	Herdwick	Hoy	UK
29	EAU 553	C	48 mos	Herdwick	Hoy	UK
30	EAU 661	C	48 mos	Herdwick	Hoy	UK
31	BR 600	F	Adult	Soay		UK
32	EAU 643	M	54 mos	Herdwick	Hoy	UK
33	EAU 621	M	30 mos	Herdwick	Hoy	UK
34	DH 2	M	76 mos	Soay	Durham	UK
35	FLA 5(1)	F	Adult		Assiros	Greece
36	FLA 40	F	Adult		Crete	Greece
37	FLA 80	F	Adult		Hebrides	UK
38	FLA 88	M	Adult		Assiros	Greece
39	FLA 5(2)	F	Adult		Assiros	Greece

Ovis Axis						
1	DH 2	M	76 mos	Soay	Durham	UK
2	EAU 553	C	48 mos	Herdwick	Hoy	UK
3	EAU 661	C	48 mos	Herdwick	Hoy	UK
4	EAU 643	M	54 mos	Herdwick	Hoy	UK
5	EAU 621	M	30 mos	Herdwick	Hoy	UK
6	DH 1	M	72 mos+	Soay	Durham	UK Patho
7	AML 2894	C	35 mos	Shetland	Hoy	UK
8	AML 2914	C	39 mos	Shetland	Hoy	UK
9	AML 1490	F	79 mos	Shetland	Hoy	UK
10	AML 2943	C	43 mos	Shetland	Hoy	UK
11	AML 1308	F	141 mos	Soay		UK
12	AML 2978	C	45 mos	Shetland	Hoy	UK
13	AML 2573	M	48 mos	Herdwick	Hoy	UK
14	AML 2778	F	45 mos	Soay	Hirta	UK
15	AML 2567	F	43 mos	Herdwick	Hoy	UK
16	AML 1493	F	67 mos	Shetland	Hoy	UK
17	AML 1488	F	55 mos	Shetland	Hoy	UK
18	AML 2227	F	125 mos	Soay	Suffolk	UK
19	AML 2228	F	41 mos	Soay	Hirta	UK
20	AML 2226	F	146 mos	Soay		UK
21	AML 460	M	60 mos +	Soay		UK
22	AML 1487	M	60 mos +	Soay	Hirta	UK
23	AML 2044	M	144 mos	Moorit Shetland		UK
24	AML 2832	C	156 mos	Soay	Cambridge	UK
25	AML 2948	C	60 mos +	Soay	St Kilda	UK
26	AML 2945	C	60 mos +	Soay	St Kilda	UK
27	AML 1489	F	79 mos	Shetland	Hoy	UK
28	AML 1491	F	55 mos	Shetland	Hoy	UK
29	AML 2224	F	41 mos	Soay	Surrey	UK
30	AML 2225	F	89 mos	Soay	Surrey	UK
31	SH 868	F	Adult	Shetland	Hoy	UK
32	SH 485	F	Adult	Soay	Zoo	UK
33	SF 45	F	Adult	Soay		UK
34	SF 43	M	Old	Soay		UK
35	BR 600	F	Adult	Soay		UK
36	EAU 547	C	46 mos	Herdwick	Hoy	UK
37	FLA 5(1)	F	Adult		Assiros	Greece
38	FLA 5(2)	F	Adult		Assiros	Greece
39	FLA 80	F	Adult		Hebrides	UK
40	FLA 88	M	Adult		Assiros	Greece

Ovis Right Glenoid							
1	AML 1495	F	54 mos	Shetland	Hoy	UK	
2	AML 1494	F	54 mos	Shetland	Hoy	UK	
3	AML 1492	F	79 mos	Shetland	Hoy	UK	
4	AML 1497	F	79 mos	Shetland	Hoy	UK	
5	AML 1496	F	67 mos	Shetland	Hoy	UK	
6	AML 2894	C	35 mos	Shetland	Hoy	UK	
7	AML 2914	C	39 mos	Shetland	Hoy	UK	
8	AML 1490	F	79 mos	Shetland	Hoy	UK	
9	AML 2943	C	43 mos	Shetland	Hoy	UK	
10	AML 1308	F	141 mos	Soay		UK	
11	AML 2978	C	45 mos	Shetland	Hoy	UK	
12	AML 2438	F	111 mos	Soay	Suffolk	UK	
13	AML 2573	M	48 mos	Herdwick	Hoy	UK	
14	AML 2688	F	110 mos	Soay	Suffolk	UK	
15	AML 2778	F	45 mos	Soay	Hirta	UK	
16	AML 2567	F	43 mos	Herdwick	Hoy	UK	
17	AML 2510	F	127 mos	Soay	Suffolk	UK	
18	AML 1493	F	67 mos	Shetland	Hoy	UK	
19	AML 1488	F	55 mos	Shetland	Hoy	UK	
20	AML 2227	F	125 mos	Soay	Suffolk	UK	
21	AML 2228	F	41 mos	Soay	Hirta	UK	
22	AML 2226	F	146 mos	Soay		UK	
23	AML 460	M	60 mos +	Soay		UK	
24	AML 1487	M	60 mos +	Soay	Hirta	UK	
25	AML 2044	M	144 mos	Moorit Shetland		UK	
26	AML 2832	C	156 mos	Soay	Cambridge	UK	
27	AML 1585	C	52 mos	Shetland	Hoy	UK	
28	AML 1588	C	52 mos	Shetland	Hoy	UK	
29	AML 2948	C	60 mos +	Soay	St Kilda	UK	
30	AML 2946	C	60 mos +	Soay	St Kilda	UK	
31	AML 2945	C	60 mos +	Soay	St Kilda	UK	
32	AML 1555	C	39 mos	Shetland	Hoy	UK	
33	AML 1559	C	42 mos	Shetland	Hoy	UK	
34	AML 1587	C	45 mos	Shetland	Hoy	UK	
35	AML 1489	F	79 mos	Shetland	Hoy	UK	
36	AML 1491	F	55 mos	Shetland	Hoy	UK	
37	AML 2224	F	41 mos	Soay	Surrey	UK	
38	AML 2225	F	89 mos	Soay	Surrey	UK	
39	SH 868	F	Adult	Shetland	Hoy	UK	
40	SH 485	F	Adult	Soay	Zoo	UK	
41	SH 900	F	Adult	Ronaldsay	Orkney	UK	
42	SF 45	F	Adult	Soay		UK	
43	SF 43	M	Old	Soay		UK	
44	BR 600	F	Adult	Soay		UK	
45	EAU 547	C	46 mos	Herdwick	Hoy	UK	
46	EAU 553	C	48 mos	Herdwick	Hoy	UK	
47	EAU 661	C	48 mos	Herdwick	Hoy	UK	
48	EAU 643	M	54 mos	Herdwick	Hoy	UK	
49	EAU 621	M	30 mos	Herdwick	Hoy	UK	
50	DH 2	M	76 mos	Soay	Durham	UK	
51	DH 1	M	72 mos+	Soay	Durham	UK	Patho
52	FLA 88	M	Adult		Assiros	Greece	
53	FLA 80	F	Adult		Hebrides	UK	
54	FLA 5(2)	F	Adult		Assiros	Greece	
55	FLA 5(1)	F	Adult		Assiros	Greece	

Ovis Proximal Right Humerus							
1	AML	1495	F	54 mos	Shetland	Hoy	UK
2	AML	1494	F	54 mos	Shetland	Hoy	UK
3	AML	1492	F	79 mos	Shetland	Hoy	UK
4	AML	1497	F	79 mos	Shetland	Hoy	UK
5	AML	1496	F	67 mos	Shetland	Hoy	UK
6	AML	1490	F	79 mos	Shetland	Hoy	UK
7	AML	1308	F	141 mos	Soay		UK
8	AML	2978	C	45 mos	Shetland	Hoy	UK
9	AML	2438	F	111 mos	Soay	Suffolk	UK
10	AML	2573	M	48 mos	Herdwick	Hoy	UK
11	AML	2688	F	110 mos	Soay	Suffolk	UK
12	AML	2778	F	45 mos	Soay	Hirta	UK
13	AML	2567	F	43 mos	Herdwick	Hoy	UK
14	AML	2510	F	127 mos	Soay	Suffolk	UK
15	AML	1493	F	67 mos	Shetland	Hoy	UK
16	AML	1488	F	55 mos	Shetland	Hoy	UK
17	AML	2227	F	125 mos	Soay	Suffolk	UK
18	AML	2228	F	41 mos	Soay	Hirta	UK
19	AML	2226	F	146 mos	Soay		UK
20	AML	460	M	60 mos +	Soay		UK
21	AML	1487	M	60 mos +	Soay	Hirta	UK
22	AML	2044	M	144 mos	Moorit Shetland		UK
23	AML	2832	C	156 mos	Soay	Cambridge	UK
24	AML	1585	C	52 mos	Shetland	Hoy	UK
25	AML	1588	C	52 mos	Shetland	Hoy	UK
26	AML	2948	C	60 mos +	Soay	St Kilda	UK
27	AML	2945	C	60 mos +	Soay	St Kilda	UK
28	AML	1489	F	79 mos	Shetland	Hoy	UK
29	AML	1491	F	55 mos	Shetland	Hoy	UK
30	AML	2224	F	41 mos	Soay	Surrey	UK
31	AML	2225	F	89 mos	Soay	Surrey	UK
32	SH	868	F	Adult	Shetland	Hoy	UK
33	SH	485	F	Adult	Soay	Zoo	UK
34	SH	900	F	Adult	Ronaldsay	Orkney	UK
35	SF	45	F	Adult	Soay		UK
36	SF	43	M	Old	Soay		UK
37	BR	600	F	Adult	Soay		UK
38	EAU	547	C	46 mos	Herdwick	Hoy	UK
39	EAU	553	C	48 mos	Herdwick	Hoy	UK
40	EAU	661	C	48 mos	Herdwick	Hoy	UK
41	EAU	10	F	108 mos	Herdwick	Hoy	UK
42	EAU	643	M	54 mos	Herdwick	Hoy	UK
43	EAU	621	M	30 mos	Herdwick	Hoy	UK
44	DH	2	M	76 mos	Soay	Durham	UK
45	FLA	5(1)	F	Adult		Assiros	Greece
46	FLA	5(2)	F	Adult		Assiros	Greece
47	FLA	80	F	Adult		Hebrides	UK
48	FLA	88	M	Adult		Assiros	Greece

Ovis Proximal Right Metacarpus							
1	AML 1495	F	54 mos	Shetland	Hoy	UK	
2	AML 1494	F	54 mos	Shetland	Hoy	UK	
3	AML 1492	F	79 mos	Shetland	Hoy	UK	
4	AML 1497	F	79 mos	Shetland	Hoy	UK	
5	AML 1496	F	67 mos	Shetland	Hoy	UK	
6	AML 2894	C	35 mos	Shetland	Hoy	UK	
7	AML 2914	C	39 mos	Shetland	Hoy	UK	
8	AML 1490	F	79 mos	Shetland	Hoy	UK	
9	AML 2943	C	43 mos	Shetland	Hoy	UK	
10	AML 1308	F	141 mos	Soay		UK	
11	AML 2978	C	45 mos	Shetland	Hoy	UK	
12	AML 2438	F	111 mos	Soay	Suffolk	UK	
13	AML 2573	M	48 mos	Herdwick	Hoy	UK	
14	AML 2688	F	110 mos	Soay	Suffolk	UK	
15	AML 2778	F	45 mos	Soay	Hirta	UK	
16	AML 2567	F	43 mos	Herdwick	Hoy	UK	
17	AML 2510	F	127 mos	Soay	Suffolk	UK	
18	AML 1493	F	67 mos	Shetland	Hoy	UK	
19	AML 1488	F	55 mos	Shetland	Hoy	UK	
20	AML 2227	F	125 mos	Soay	Suffolk	UK	
21	AML 2228	F	41 mos	Soay	Hirta	UK	
22	AML 2226	F	146 mos	Soay		UK	
23	AML 2552	M	108 mos	Soay		UK	
24	AML 1487	M	60 mos +	Soay	Hirta	UK	
25	AML 2044	M	144 mos	Moorit Shetland		UK	
26	AML 2832	C	156 mos	Soay	Cambridge	UK	
27	AML 1585	C	52 mos	Shetland	Hoy	UK	
28	AML 1588	C	52 mos	Shetland	Hoy	UK	

Ovis Right Obturator Foramen						
1	AML 1494	F	54 mos	Shetland	Hoy	UK
2	AML 1492	F	79 mos	Shetland	Hoy	UK
3	AML 2894	C	35 mos	Shetland	Hoy	UK
4	AML 2914	C	39 mos	Shetland	Hoy	UK
5	AML 1490	F	79 mos	Shetland	Hoy	UK
6	AML 2943	C	43 mos	Shetland	Hoy	UK
7	AML 1308	F	141 mos	Soay		UK
8	AML 2978	C	45 mos	Shetland	Hoy	UK
9	AML 2438	F	111 mos	Soay	Suffolk	UK
10	AML 2573	M	48 mos	Herdwick	Hoy	UK
11	AML 2688	F	110 mos	Soay	Suffolk	UK
12	AML 2778	F	45 mos	Soay	Hirta	UK
13	AML 2567	F	43 mos	Herdwick	Hoy	
14	AML 2510	F	127 mos	Soay	Suffolk	UK
15	AML 1493	F	67 mos	Shetland	Hoy	UK
16	AML 1488	F	55 mos	Shetland	Hoy	UK
17	AML 2227	F	125 mos	Soay	Suffolk	UK
18	AML 2228	F	41 mos	Soay	Hirta	UK
19	AML 2226	F	146 mos	Soay		UK
20	AML 460	M	60 mos +	Soay		UK
21	AML 2552	M	108 mos	Soay		UK
22	AML 1487	M	60 mos +	Soay	Hirta	UK
23	AML 2044	M	144 mos	Moorit Shetland		UK
24	AML 2832	C	156 mos	Soay	Cambridge	UK
25	AML 1585	C	52 mos	Shetland	Hoy	UK
26	AML 1588	C	52 mos	Shetland	Hoy	UK
27	AML 2948	C	60 mos +	Soay	St Kilda	UK
28	AML 2946	C	60 mos +	Soay	St Kilda	UK
29	AML 2945	C	60 mos +	Soay	St Kilda	UK
30	AML 1555	C	39 mos	Shetland	Hoy	UK
31	AML 1559	C	42 mos	Shetland	Hoy	UK
32	AML 1587	C	45 mos	Shetland	Hoy	UK
33	AML 1489	F	79 mos	Shetland	Hoy	UK
34	AML 1491	F	55 mos	Shetland	Hoy	UK
35	AML 2224	F	41 mos	Soay	Surrey	UK
36	AML 2225	F	89 mos	Soay	Surrey	UK
37	SH 868	F	Adult	Shetland	Hoy	UK
38	SH 485	F	Adult	Soay	Zoo	UK
39	SH 900	F	Adult	Ronaldsay	Orkney	UK
40	SF 43	M	Old	Soay		UK
41	BR 600	F	Adult	Soay		UK
42	EAU 547	C	46 mos	Herdwick	Hoy	UK
43	EAU 553	C	48 mos	Herdwick	Hoy	UK
44	EAU 661	C	48 mos	Herdwick	Hoy	UK
45	EAU 643	M	54 mos	Herdwick	Hoy	UK
46	EAU 621	M	30 mos	Herdwick	Hoy	UK
47	DH 2	M	76 mos	Soay	Durham	UK
48	DH 1	M	72 mos+	Soay	Durham	UK Patho
49	FLA 88	M	Adult		Assiros	Greece
50	FLA 80	F	Adult		Hebndes	UK
51	FLA 5(2)	F	Adult		Assiros	Greece
52	FLA 5(1)	F	Adult		Assiros	Greece

Ovis Proximal Right Femur							
1	AML 1495	F	54 mos	Shetland	Hoy	UK	
2	AML 1494	F	54 mos	Shetland	Hoy	UK	
3	AML 1492	F	79 mos	Shetland	Hoy	UK	
4	AML 1497	F	79 mos	Shetland	Hoy	UK	
5	AML 1496	F	67 mos	Shetland	Hoy	UK	
6	AML 2894	C	35 mos	Shetland	Hoy	UK	
7	AML 1490	F	79 mos	Shetland	Hoy	UK	
8	AML 2943	C	43 mos	Shetland	Hoy	UK	
9	AML 1308	F	141 mos	Soay		UK	
10	AML 2978	C	45 mos	Shetland	Hoy	UK	
11	AML 2438	F	111 mos	Soay	Suffolk	UK	
12	AML 2567	F	43 mos	Herdwick	Hoy	UK	
13	AML 2573	M	48 mos	Herdwick	Hoy	UK	
14	AML 2688	F	110 mos	Soay	Suffolk	UK	
15	AML 2778	F	45 mos	Soay	Hirta	UK	
16	AML 2510	F	127 mos	Soay	Suffolk	UK	
17	AML 1493	F	67 mos	Shetland	Hoy	UK	
18	AML 1488	F	55 mos	Shetland	Hoy	UK	
19	AML 2227	F	125 mos	Soay	Suffolk	UK	
20	AML 2228	F	41 mos	Soay	Hirta	UK	
21	AML 2226	F	146 mos	Soay		UK	
22	AML 460	M	60 mos +	Soay		UK	
23	AML 1487	M	60 mos +	Soay	Hirta	UK	
24	AML 2044	M	144 mos	Moorit Shetland		UK	
25	AML 2832	C	156 mos	Soay	Cambridge	UK	
26	AML 1585	C	52 mos	Shetland	Hoy	UK	
27	AML 1588	C	52 mos	Shetland	Hoy	UK	
28	AML 2948	C	60 mos +	Soay	St Kilda	UK	
29	AML 2946	C	60 mos +	Soay	St Kilda	UK	
30	AML 2945	C	60 mos +	Soay	St Kilda	UK	
31	AML 1555	C	39 mos	Shetland	Hoy	UK	
32	AML 1559	C	42 mos	Shetland	Hoy	UK	
33	AML 1587	C	45 mos	Shetland	Hoy	UK	
34	AML 1489	F	79 mos	Shetland	Hoy	UK	
35	AML 1491	F	55 mos	Shetland	Hoy	UK	
36	AML 2224	F	41 mos	Soay	Surrey	UK	
37	AML 2225	F	89 mos	Soay	Surrey	UK	
38	SH 868	F	Adult	Shetland	Hoy	UK	
39	SH 485	F	Adult	Soay	Zoo	UK	
40	SH 900	F	Adult	Ronaldsay	Orkney	UK	
41	SF 45	F	Adult	Soay		UK	
42	SF 43	M	Old	Soay		UK	
43	BR 600	F	Adult	Soay		UK	
44	EAU 547	C	46 mos	Herdwick	Hoy	UK	
45	EAU 553	C	48 mos	Herdwick	Hoy	UK	
46	EAU 661	C	48 mos	Herdwick	Hoy	UK	
47	EAU 10	F	108 mos	Herdwick	Hoy	UK	
48	EAU 643	M	54 mos	Herdwick	Hoy	UK	
49	EAU 621	M	30 mos	Herdwick	Hoy	UK	
50	DH 2	M	76 mos	Soay	Durham	UK	
51	DH 1	M	72 mos+	Soay	Durham	UK	Patho
52	FLA 80	F	Adult		Hebrides	UK	
53	FLA 40	F	Adult		Crete	Greece	
54	FLA 5	F	Adult		Assiros	Greece	
55	FLA 88	M	Adult		Assiros	Greece	



Ovis Distal Right Tibia							
1	AML 1495	F	54 mos	Shetland	Hoy	UK	
2	AML 1494	F	54 mos	Shetland	Hoy	UK	
3	AML 1492	F	79 mos	Shetland	Hoy	UK	
4	AML 1497	F	79 mos	Shetland	Hoy	UK	
5	AML 1496	F	67 mos	Shetland	Hoy	UK	
6	AML 2894	C	35 mos	Shetland	Hoy	UK	
7	AML 2914	C	39 mos	Shetland	Hoy	UK	
8	AML 1490	F	79 mos	Shetland	Hoy	UK	
9	AML 2943	C	43 mos	Shetland	Hoy	UK	
10	AML 1308	F	141 mos	Soay		UK	
11	AML 2978	C	45 mos	Shetland	Hoy	UK	
12	AML 2438	F	111 mos	Soay	Suffolk	UK	
13	AML 2573	M	48 mos	Herdwick	Hoy	UK	
14	AML 2688	F	110 mos	Soay	Suffolk	UK	
15	AML 2778	F	45 mos	Soay	Hirta	UK	
16	AML 2567	F	43 mos	Herdwick	Hoy	UK	
17	AML 2510	F	127 mos	Soay	Suffolk	UK	
18	AML 1493	F	67 mos	Shetland	Hoy	UK	
19	AML 1488	F	55 mos	Shetland	Hoy	UK	
20	AML 2227	F	125 mos	Soay	Suffolk	UK	
21	AML 2228	F	41 mos	Soay	Hirta	UK	
22	AML 460	M	60 mos +	Soay		UK	
23	AML 1487	M	60 mos +	Soay	Hirta	UK	
24	AML 2044	M	144 mos	Moort Shetland		UK	
25	AML 2832	C	156 mos	Soay	Cambridge	UK	
26	AML 1585	C	52 mos	Shetland	Hoy	UK	
27	AML 1588	C	52 mos	Shetland	Hoy	UK	
28	AML 2948	C	60 mos +	Soay	St Kilda	UK	
29	AML 2945	C	60 mos +	Soay	St Kilda	UK	
30	AML 1555	C	39 mos	Shetland	Hoy	UK	
31	AML 1559	C	42 mos	Shetland	Hoy	UK	
32	AML 1587	C	45 mos	Shetland	Hoy	UK	
33	AML 1489	F	79 mos	Shetland	Hoy	UK	
34	AML 1491	F	55 mos	Shetland	Hoy	UK	
35	AML 2224	F	41 mos	Soay	Surrey	UK	
36	AML 2225	F	89 mos	Soay	Surrey	UK	
37	SH 868	F	Adult	Shetland	Hoy	UK	
38	SH 485	F	Adult	Soay	Zoo	UK	
39	SH 900	F	Adult	Ronaldsay	Orkney	UK	
40	SF 43	M	Old	Soay		UK	
41	BR 600	F	Adult	Soay		UK	
42	EAU 547	C	46 mos	Herdwick	Hoy	UK	
43	EAU 553	C	48 mos	Herdwick	Hoy	UK	
44	EAU 661	C	48 mos	Herdwick	Hoy	UK	
45	EAU 10	F	108 mos	Herdwick	Hoy	UK	
46	EAU 643	M	54 mos	Herdwick	Hoy	UK	
47	EAU 621	M	30 mos	Herdwick	Hoy	UK	
48	DH 2	M	76 mos	Soay	Durham	UK	
49	FLA 88	M	Adult		Assiros	Greece	
50	FLA 80	F	Adult		Hebrides	UK	
51	FLA 40	F	Adult		Crete	Greece	
52	FLA 5	F	Adult		Assiros	Greece	

Ovis Right Astragalus							
1	AML	1495	F	54 mos	Shetland	Hoy	UK
2	AML	1494	F	54 mos	Shetland	Hoy	UK
3	AML	1492	F	79 mos	Shetland	Hoy	UK
4	AML	1497	F	79 mos	Shetland	Hoy	UK
5	AML	1496	F	67 mos	Shetland	Hoy	UK
6	AML	2894	C	35 mos	Shetland	Hoy	UK
7	AML	2914	C	39 mos	Shetland	Hoy	UK
8	AML	1490	F	79 mos	Shetland	Hoy	UK
9	AML	2943	C	43 mos	Shetland	Hoy	UK
10	AML	1308	F	141 mos	Soay		UK
11	AML	2978	C	45 mos	Shetland	Hoy	UK
12	AML	2438	F	111 mos	Soay	Suffolk	UK
13	AML	2573	M	48 mos	Herdwick	Hoy	UK
14	AML	2688	F	110 mos	Soay	Suffolk	UK
15	AML	2778	F	45 mos	Soay	Hirta	UK
16	AML	2567	F	43 mos	Herdwick	Hoy	UK
17	AML	2510	F	127 mos	Soay	Suffolk	UK
18	AML	1493	F	67 mos	Shetland	Hoy	UK
19	AML	1488	F	55 mos	Shetland	Hoy	UK
20	AML	2227	F	125 mos	Soay	Suffolk	UK
21	AML	2228	F	41 mos	Soay	Hirta	UK
22	AML	2226	F	146 mos	Soay		UK
23	AML	460	M	60 mos +	Soay		UK
24	AML	2552	M	108 mos	Soay		UK
25	AML	1487	M	60 mos +	Soay	Hirta	UK
26	AML	2044	M	144 mos	Moort Shetland		UK
27	AML	2832	C	156 mos	Soay	Cambridge	UK
28	AML	1585	C	52 mos	Shetland	Hoy	UK
29	AML	1588	C	52 mos	Shetland	Hoy	UK
30	AML	2948	C	60 mos +	Soay	St Kilda	UK
31	AML	2945	C	60 mos +	Soay	St Kilda	UK
32	AML	1559	C	42 mos	Shetland	Hoy	UK
33	AML	1587	C	45 mos	Shetland	Hoy	UK
34	AML	1489	F	79 mos	Shetland	Hoy	UK
35	AML	1491	F	55 mos	Shetland	Hoy	UK
36	AML	2224	F	41 mos	Soay	Surrey	UK
37	AML	2225	F	89 mos	Soay	Surrey	UK
38	SH	868	F	Adult	Shetland	Hoy	UK
39	SH	485	F	Adult	Soay	Zoo	UK
40	SH	900	F	Adult	Ronaldsay	Orkney	UK
41	SF	45	F	Adult	Soay		UK
42	SF	43	M	Old	Soay		UK
43	BR	600	F	Adult	Soay		UK
44	EAU	547	C	46 mos	Herdwick	Hoy	UK
45	EAU	553	C	48 mos	Herdwick	Hoy	UK
46	EAU	661	C	48 mos	Herdwick	Hoy	UK
47	EAU	10	F	108 mos	Herdwick	Hoy	UK
48	EAU	643	M	54 mos	Herdwick	Hoy	UK
49	EAU	621	M	30 mos	Herdwick	Hoy	UK
50	DH	2	M	76 mos	Soay	Durham	UK
51	FLA	88	M	Adult		Assiros	Greece
52	FLA	80	F	Adult		Hebrides	UK Patho
53	FLA	40	F	Adult		Crete	Greece
54	FLA	5	F	Adult		Assiros	Greece

Ovis Proximal Right Metatarsus						
1	AML 1495	F	54 mos	Shetland	Hoy	UK
2	AML 1494	F	54 mos	Shetland	Hoy	UK
3	AML 1492	F	79 mos	Shetland	Hoy	UK
4	AML 1497	F	79 mos	Shetland	Hoy	UK
5	AML 1496	F	67 mos	Shetland	Hoy	UK
6	AML 2894	C	35 mos	Shetland	Hoy	UK
7	AML 2914	C	39 mos	Shetland	Hoy	UK
8	AML 1490	F	79 mos	Shetland	Hoy	UK
9	AML 2943	C	43 mos	Shetland	Hoy	UK
10	AML 1308	F	141 mos	Soay		UK
11	AML 2978	C	45 mos	Shetland	Hoy	UK
12	AML 2438	F	111 mos	Soay	Suffolk	UK
13	AML 2573	M	48 mos	Herdwick	Hoy	UK
14	AML 2688	F	110 mos	Soay	Suffolk	UK
15	AML 2778	F	45 mos	Soay	Hirta	UK
16	AML 2510	F	127 mos	Soay	Suffolk	UK
17	AML 1493	F	67 mos	Shetland	Hoy	UK
18	AML 1488	F	55 mos	Shetland	Hoy	UK
19	AML 2227	F	125 mos	Soay	Suffolk	UK
20	AML 2228	F	41 mos	Soay	Hirta	UK
21	AML 2226	F	146 mos	Soay		UK
22	AML 2552	M	108 mos	Soay		UK
23	AML 1487	M	60 mos +	Soay	Hirta	UK
24	AML 2044	M	144 mos	Moorit Shetland		UK
25	AML 2832	C	156 mos	Soay	Cambridge	UK
26	AML 1585	C	52 mos	Shetland	Hoy	UK
27	AML 1588	C	52 mos	Shetland	Hoy	UK
28	AML 2948	C	60 mos +	Soay	St Kilda	UK
29	AML 2945	C	60 mos +	Soay	St Kilda	UK
30	AML 1555	C	39 mos	Shetland	Hoy	UK
31	AML 1559	C	42 mos	Shetland	Hoy	UK
32	AML 1587	C	45 mos	Shetland	Hoy	UK
33	AML 1489	F	79 mos	Shetland	Hoy	UK
34	AML 1491	F	55 mos	Shetland	Hoy	UK
35	AML 2224	F	41 mos	Soay	Surrey	UK
36	AML 2225	F	89 mos	Soay	Surrey	UK
37	SH 868	F	Adult	Shetland	Hoy	UK
38	SH 485	F	Adult	Soay	Zoo	UK
39	SH 900	F	Adult	Ronaldsay	Orkney	UK
40	SF 45	F	Adult	Soay		UK
41	SF 43	M	Old	Soay		UK
42	BR 600	F	Adult	Soay		UK
43	EAU 547	C	46 mos	Herdwick	Hoy	UK
44	EAU 553	C	48 mos	Herdwick	Hoy	UK
45	EAU 661	C	48 mos	Herdwick	Hoy	UK
46	EAU 10	F	108 mos	Herdwick	Hoy	UK
47	EAU 643	M	54 mos	Herdwick	Hoy	UK
48	EAU 621	M	30 mos	Herdwick	Hoy	UK
49	DH 2	M	76 mos	Soay	Durham	UK
50	DH 1	M	72 mos+	Soay	Durham	UK Patho
51	FLA 88	M	Adult		Assiros	Greece
52	FLA 80	F	Adult		Hebrides	UK Patho
53	FLA 40	F	Adult		Crete	Greece

## Appendix C

### Method of bone profiling

C.1 Osteometrical dimensions from Von den Driesch (1976)

C.2 Diagrams illustrating bone profiling methods:

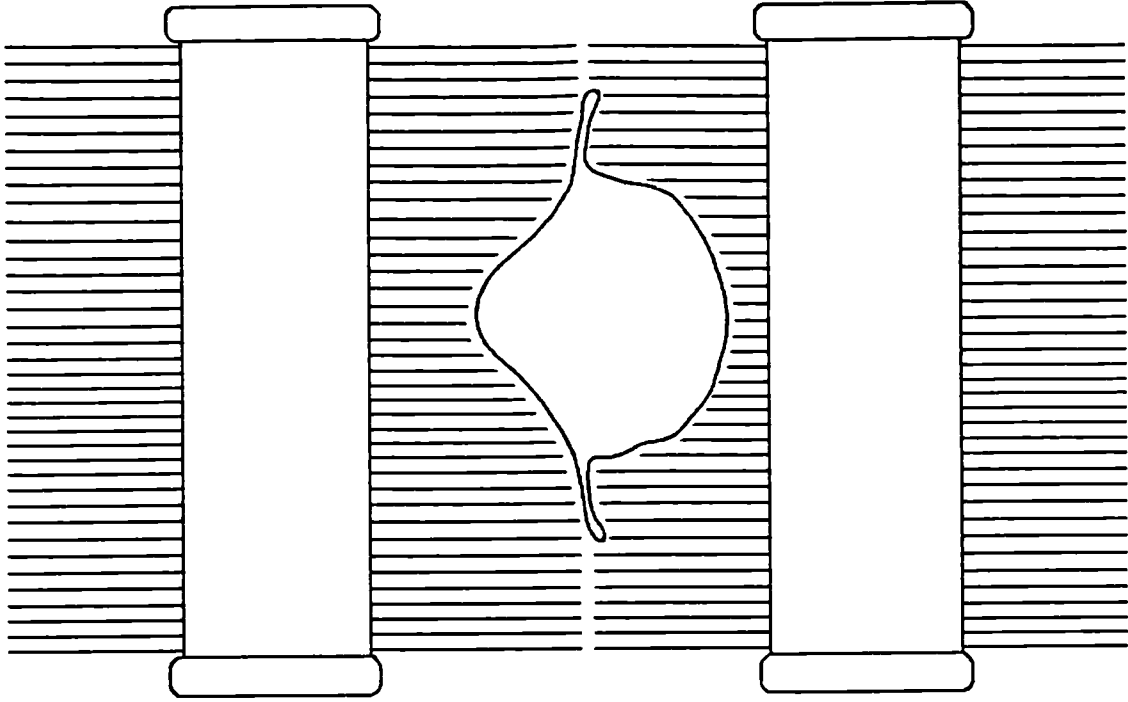
- Atlas and axis
- Glenoid and proximal humerus
- Distal humerus and proximal metacarpus
- Obturator foramen and os pubis
- Proximal femur and distal femur
- Proximal tibia and distal tibia
- Astragalus and proximal metatarsus

### Osteometrical Dimensions from Von den Driesch (1976)

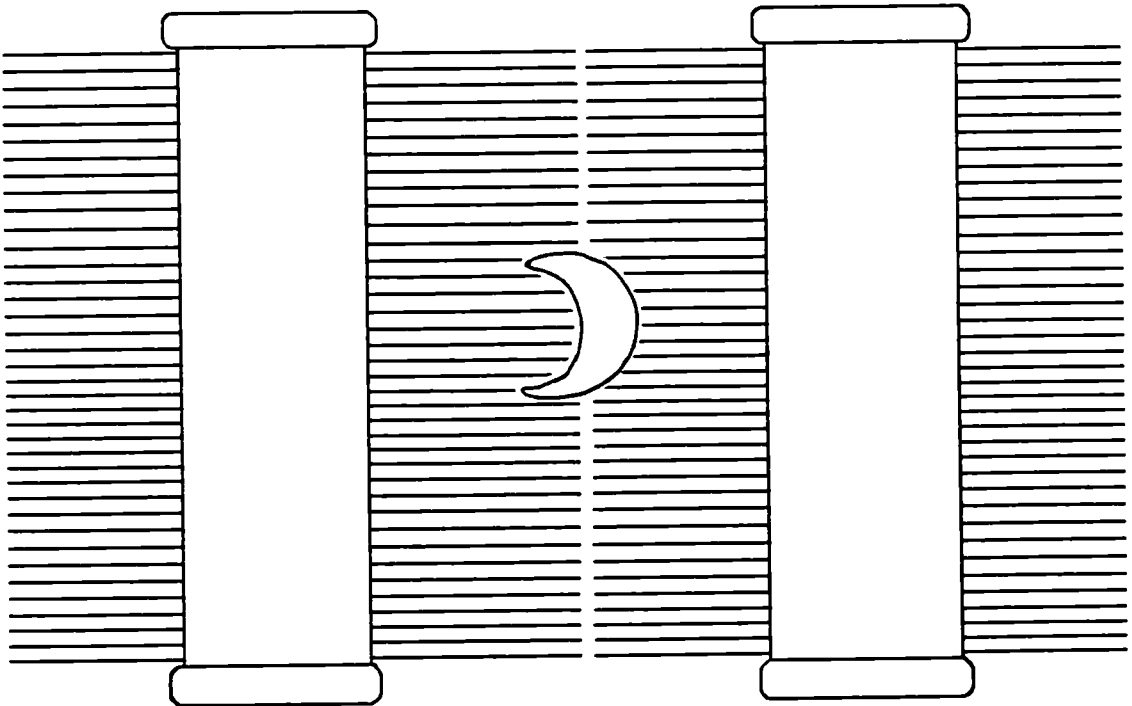
- **Atlas:**  
p. 67
  - 1) Height of anterior plain (H)
  - 2) Breadth (GB)
  - 3) Length of dorsal plain (where applicable) (GL)
- **Axis:**  
p. 68
  - 1) Height of dens (Hd)\*
  - 2) Breadth of dens (Bd)\*
- **Glenoid:**  
p. 74
  - 1) Length of glenoid process (GLP)
  - 2) Breadth of glenoid cavity (BG)
- **Distal Humerus:**  
p. 76
  - 1) Breadth of distal end (Bd)
  - 2) Depth of distal end (Dd)\*
- **Proximal Humerus:**  
p. 77
  - 1) Breadth of proximal end (Bp)
  - 2) Depth of proximal end (Dp)
- **Obturator Foramen:**  
p. 82
  - 1) Inner length of obturator foramen (LFo)
  - 2) Inner breadth of the obturator foramen (Bfo)\*
- **Pubis:**  
p. 82
  - 1) Height of pubic section (Hp)\*
  - 2) Breadth of anterior part of pubic section (Bap)\*
- **Proximal Femur:**  
p. 84
  - 1) Breadth of proximal end (Bp)
- **Distal Femur:**  
p. 84
  - 1) Breadth of distal end (Bd)
  - 2) Depth of distal end (Dd)\*
- **Proximal Tibia:**  
p. 86
  - 1) Breadth of proximal end (Bp)
  - 2) Depth of proximal end (Dp)\*
- **Distal Tibia:**  
p. 86
  - 1) Breadth of distal end (Bd)
  - 2) Depth of the distal end (Dd)
- **Astragalus:**  
p. 88
  - 1) Length of lateral half (GLl)
  - 2) Length of medial half (GLm)
  - 3) Breadth of distal end (Bd)
- **Proximal Metacarpus:**  
p. 92
  - 1) Breadth of proximal end (Bp)
  - 2) Depth of proximal end (Dp)
- **Proximal Metatarsus:**  
p. 92
  - 1) Breadth of proximal end (Bp)
  - 2) Depth of proximal end (Dp)

\* = Dimensional measurements not in Von den Driesch, included by D. Ruscillo

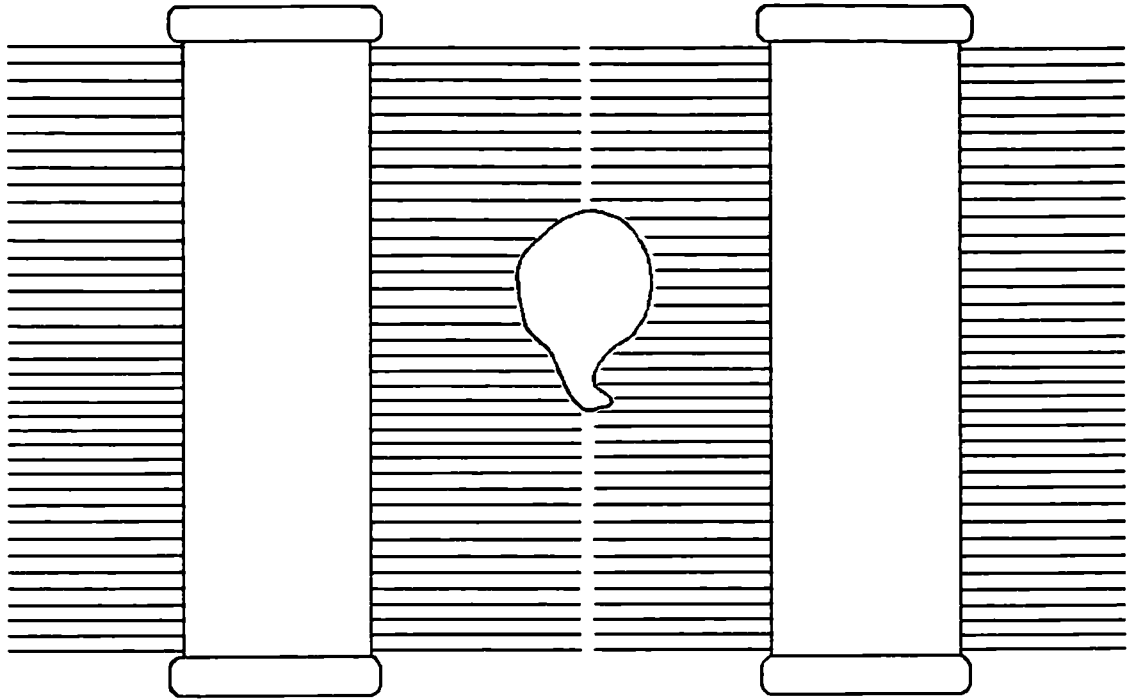
**C.2 Method of bone profiling: Atlas**



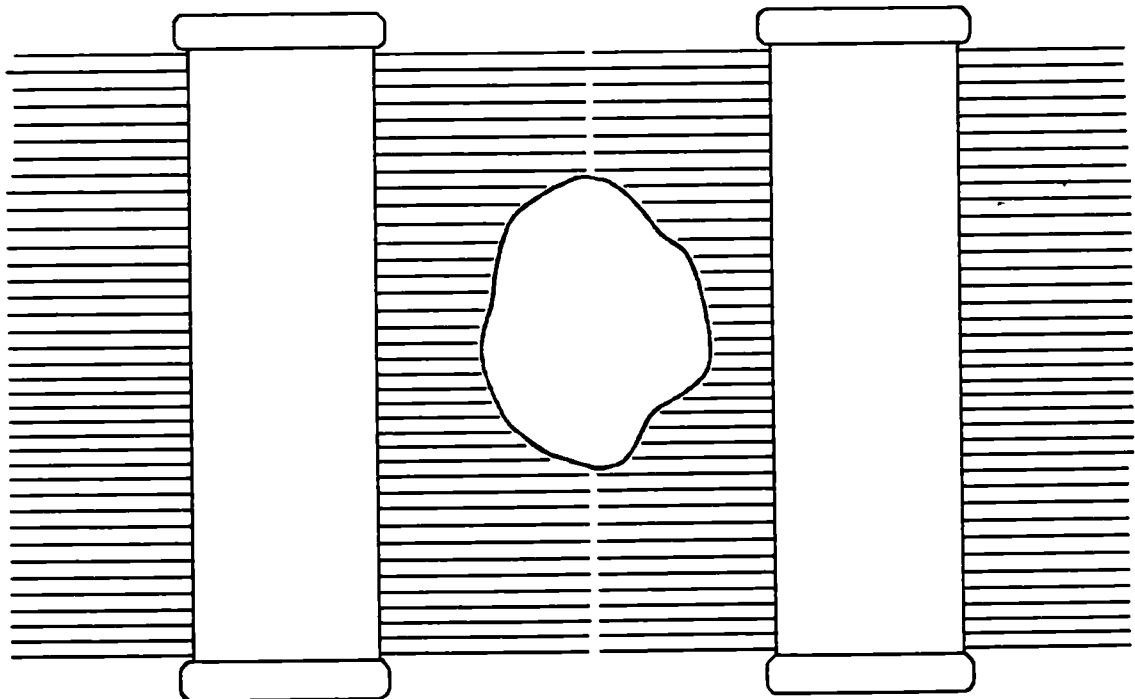
**Method of bone profiling: Axis**



**Method of bone profiling: Glenoid fossa**

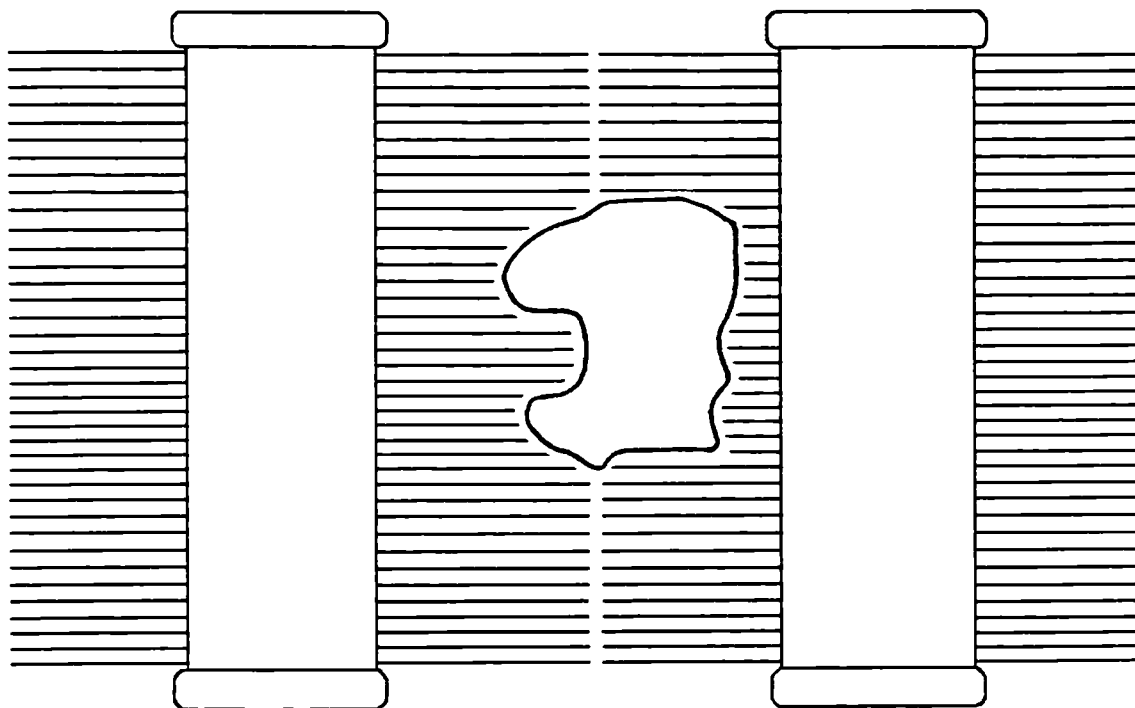


**Method of bone profiling: Proximal humerus**

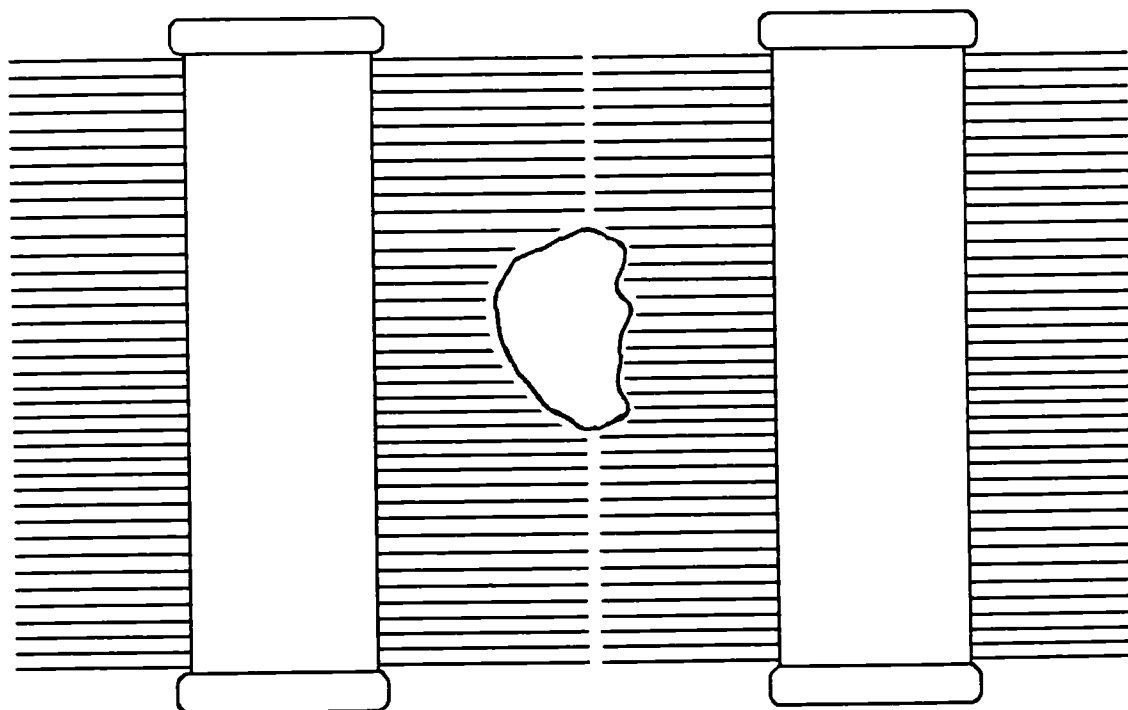




**Method of bone profiling: Distal humerus**



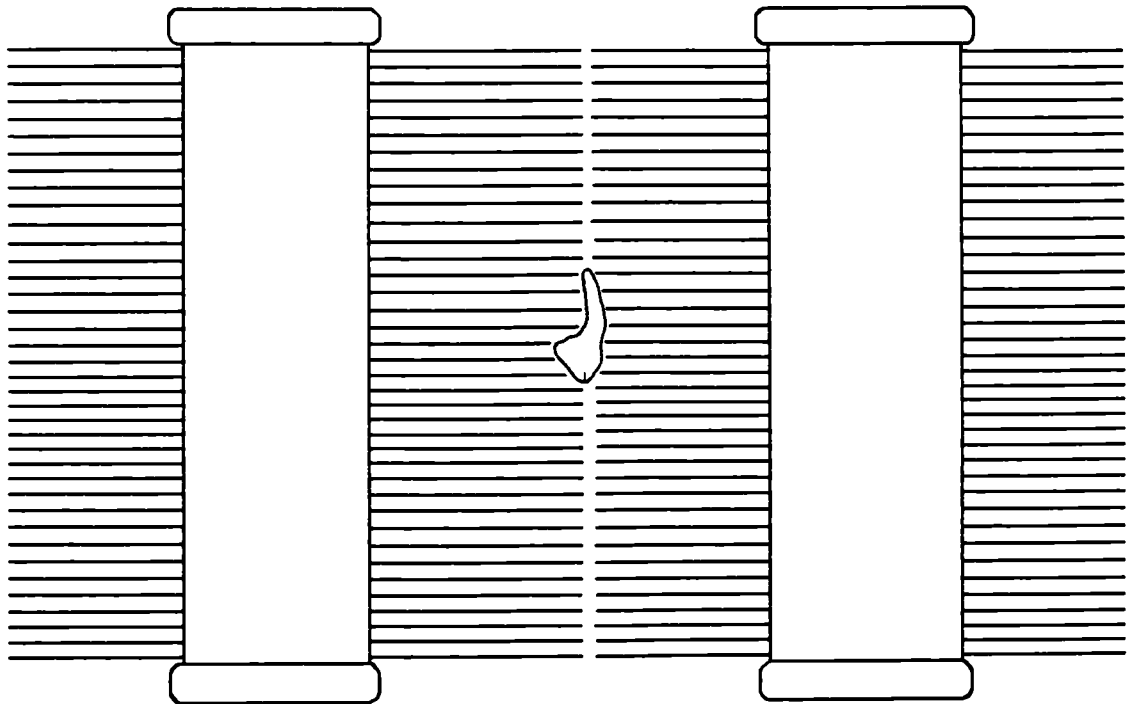
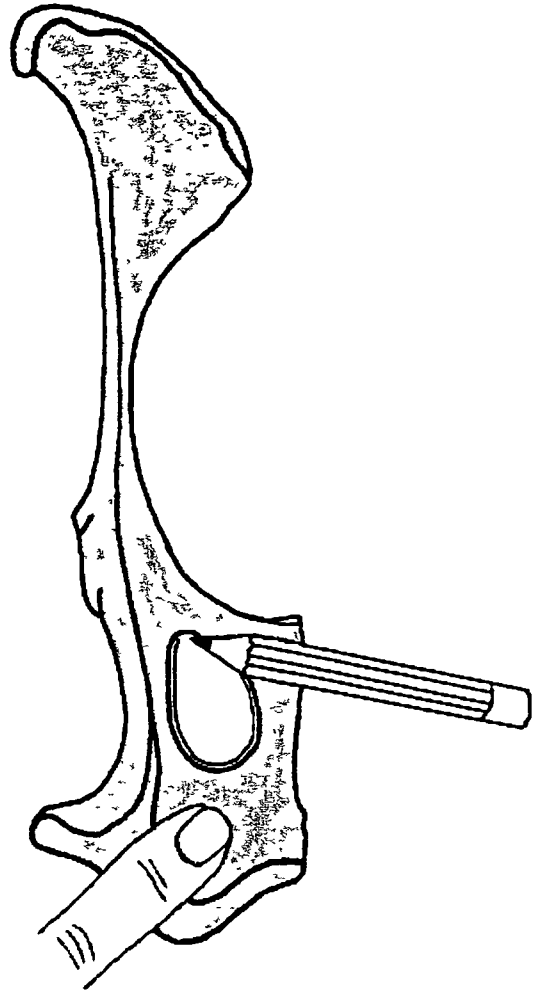
**Method of bone profiling: Proximal metacarpus**



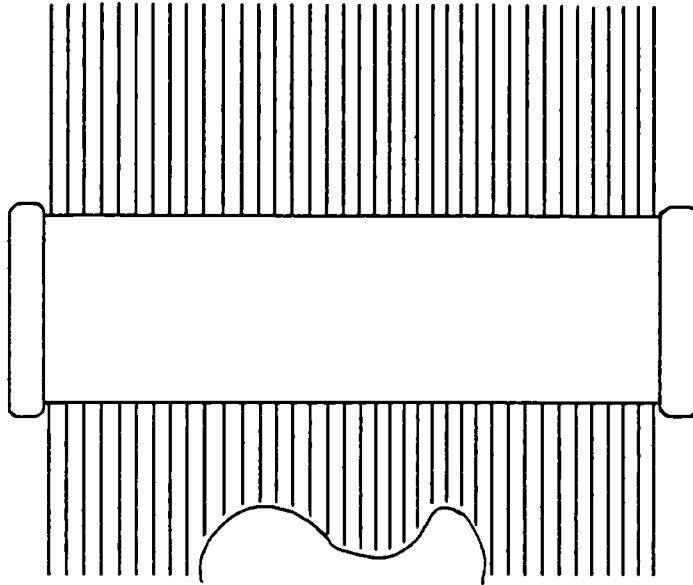
**Method of bone profiling:**

**Obturator Foramen (right)**

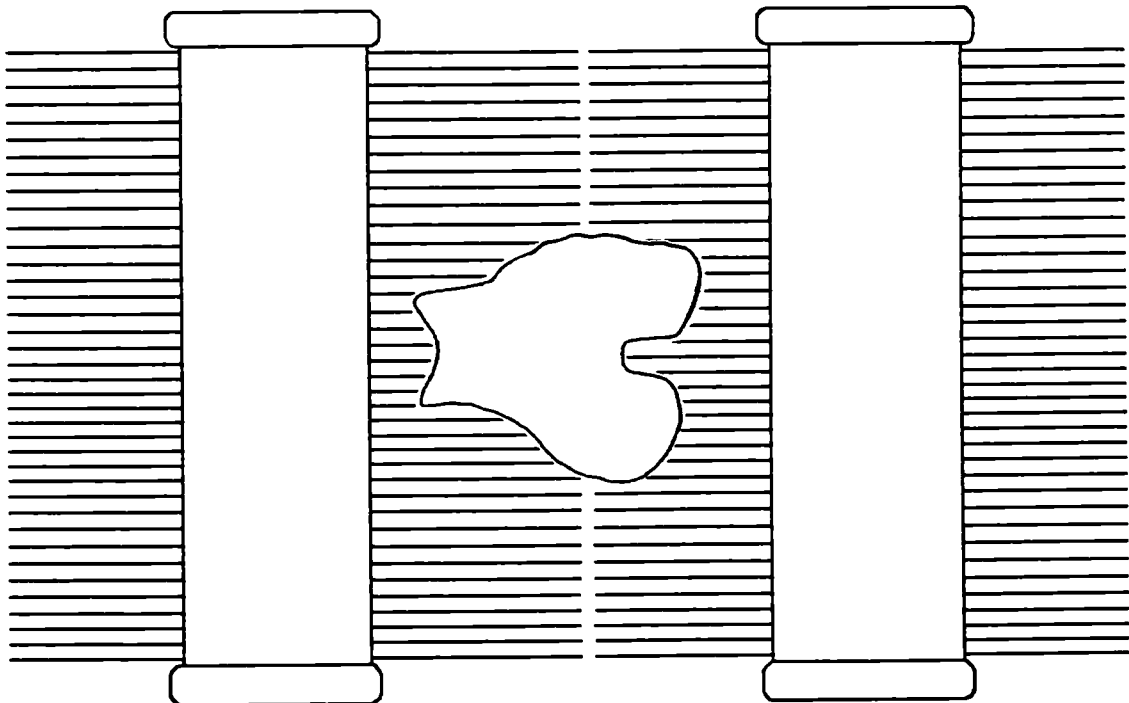
**Os pubis (below)**



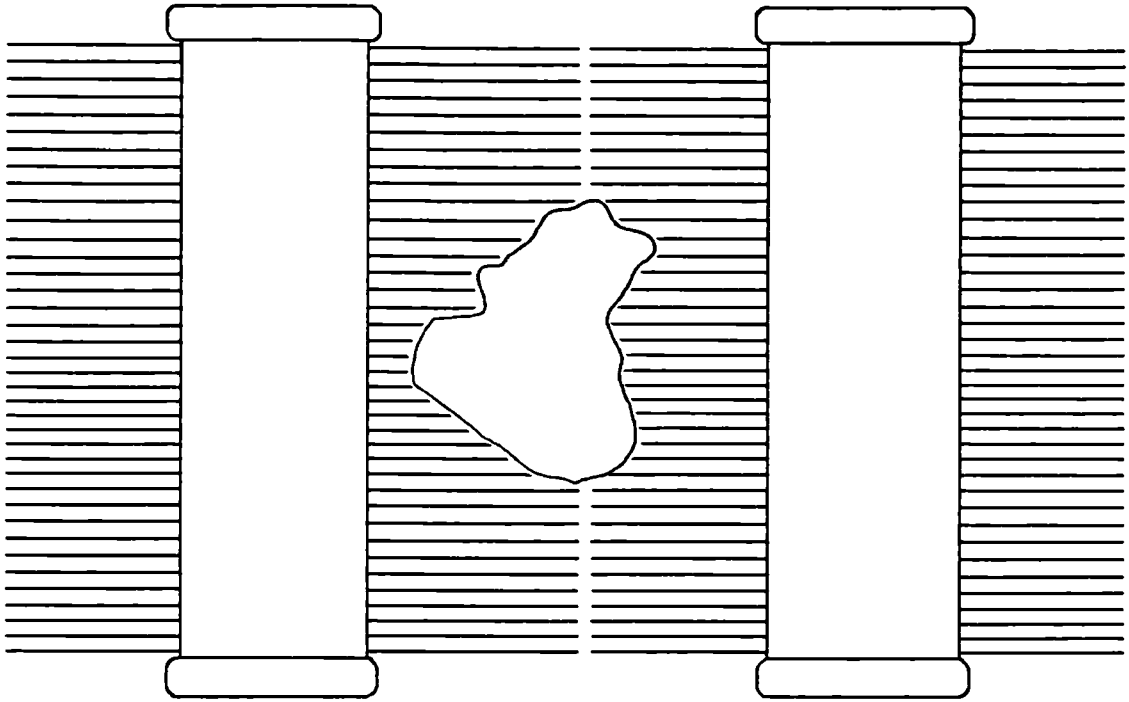
**Method of bone profiling: Proximal femur**



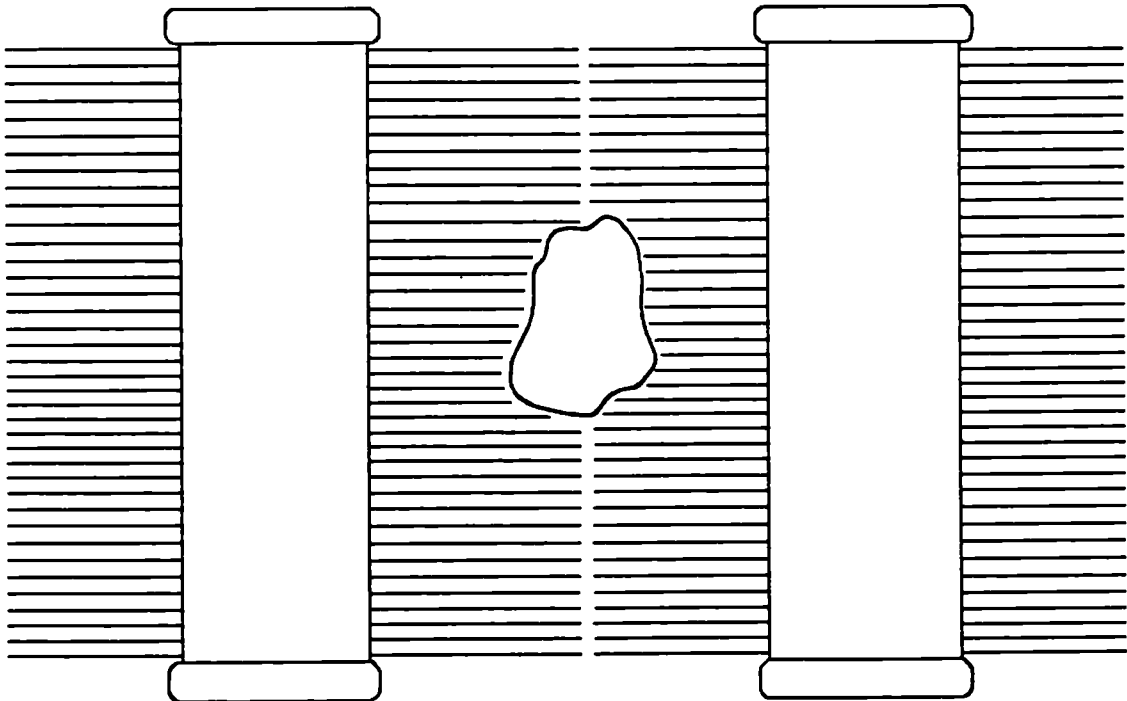
**Method of bone profiling: Distal femur**



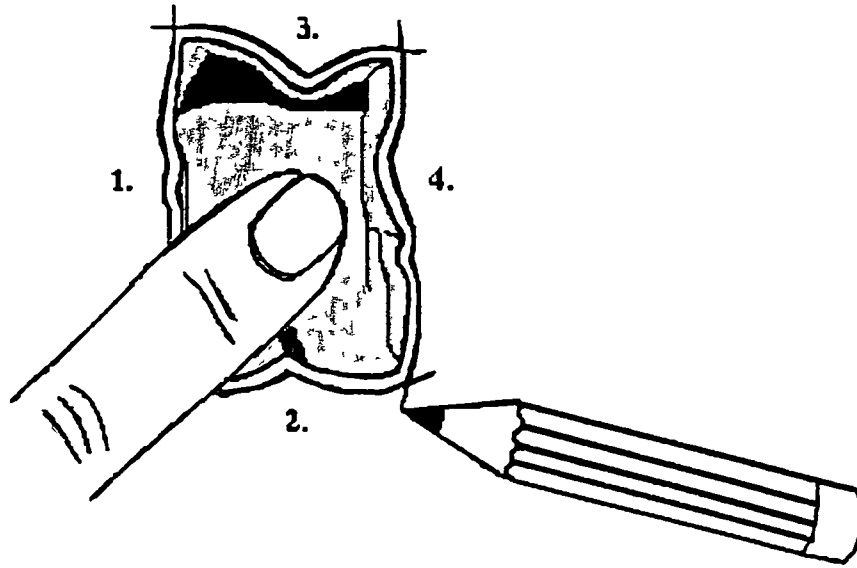
**Method of bone profiling: Proximal tibia**



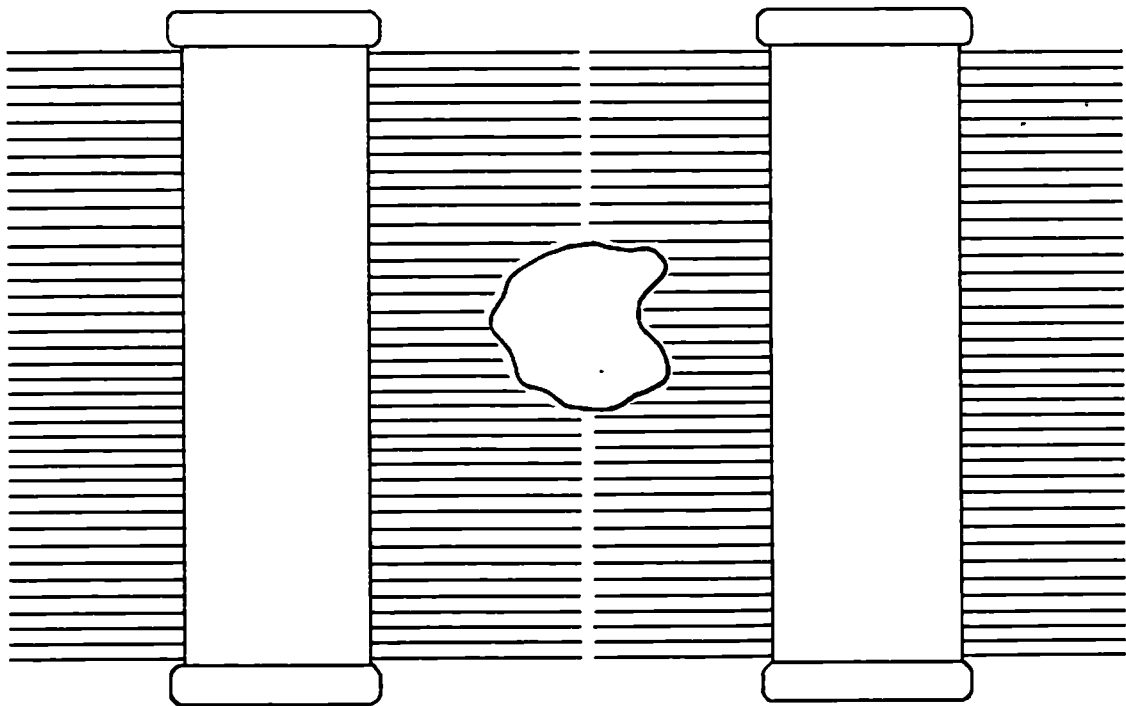
**Method of bone profiling: Distal tibia**



### Method of bone profiling: Astragalus



### Method of bone profiling: Proximal metatarsus



## Appendix D

### Bone Section Outline Raw Data

- D.1 *Vulpes* bone outline data
- Glenoid fossa
  - Proximal humerus
  - Distal humerus (caudal)
  - Distal humerus (ventral)
  - Obturator foramen
  - Proximal femur
- D.2 *Sus* bone outline data
- Atlas, axis
  - Glenoid fossa
  - Proximal humerus
  - Obturator foramen
  - Proximal femur,
  - Distal femur
  - Distal tibia
  - Astragalus
- D.3 *Dama* bone outline data
- Atlas
  - Axial dens
  - Glenoid fossa
  - Distal humerus
  - Proximal metacarpus
  - Obturator foramen
  - Proximal femur
  - Distal tibia
  - Astragalus
  - Proximal metatarsus
- D.4 *Cervus* bone outline data
- Atlas transverse processes
  - Axis
  - Glenoid fossa
  - Distal humerus
  - Proximal metacarpus
  - Obturator foramen
  - Pubis
  - Proximal femur
  - Distal tibia
  - Astragalus
  - Proximal metatarsus
- D.5 *Ovis* bone outline data
- Atlas
  - Axial dens
  - Glenoid fossa
  - Proximal humerus
  - Proximal metacarpus

- Obturator foramen
- Proximal femur
- Distal tibia
- Astragalus
- Proximal metatarsus



*Vulpes* Left Glenoid



ENH 2528 ♂



ENH 2029 ♂



ENH 2210 ♀



ENH 2880 ♀



ROM 33281 ♂



ROM 361202 ♀



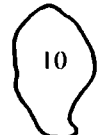
ROM 341222 ♂



ROM 341221 ♀



ROM 33282 ♂



ROM 331202 ♀



ROM 334136 ♂



ROM 334135 ♂



ROM 331201 ♂



ROM 323117 ♂



ROM 34394 ♀



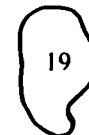
ROM 34393 ♂



ROM 332154 ♀



ROM 83001 ♀



ROM 82977 ♂



ROM 83002 ♂



GUZ 1821 ♂



EUA B29 ♂



ROM 93092 ♀



ROM 12967 ♀



ROM 88248 ♂



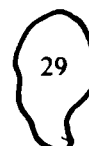
ROM 16756 ♀



ROM 16831 ♂



ROM 3212264 ♀



ROM 3212265 ♂



ROM 3212266 ?

*Vulpes* Left Glenoid



ROM 28083 ♂



ROM 28084 ♂



ROM 28079 ♂



ROM 28078 ♂



ROM 28076 ♂



ROM 28080 ♀



ROM 28088 ♀



ROM 28062 ♀



ROM 28063 ♀



ROM 28012 ♀



ROM 28030 ♂



ROM 28017 ♂



ROM 28019 ♀



ROM 28025 ♀



ROM 28047 ♀



ROM 28048 ♀



SH 1358 ♂



SH 1124 ♀



SH 1035 ♂



SH 1372 ♂



SH 1309 ♂



SH 1305 ♀



SH 1331 ♀



SH 1343 ♂



SH 1291 ♀



SH 1325 ♀



SH 1308 ♀



SH 1307 ♀



SH 1370 ♂



SH 1369 ♀

*Vulpes* Left Glenoid



SH 1345 ♀



SH 1327 ♂



SH 1061 ♀



SH 1286 ♀



SH 1371 ♀



SH 1169 ♀



SH 1165 ♂



SH 1312 ♂



SH 1170 ♂

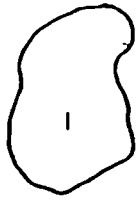


SH 1258 ♂

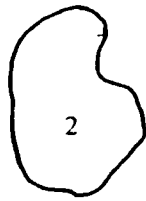


SH 1072 ♂

*Vulpes* Proximal Left Humerus



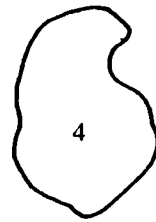
ENH 2528 ♂



ENH 2029 ♂



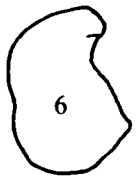
ENH 2210 ♀



ENH 2880 ♀



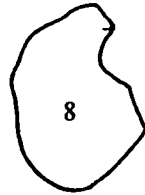
ROM 33281 ♂



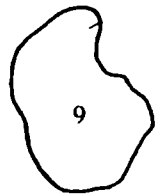
ROM 361202 ♀



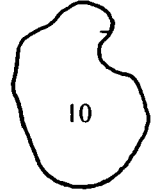
ROM 341222 ♂



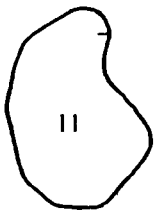
ROM 341221 ♀



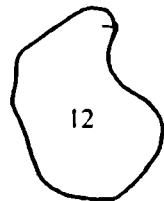
ROM 33282 ♂



ROM 331202 ♀



ROM 334136 ♂



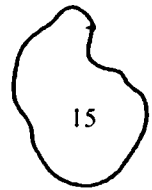
ROM 334135 ♂



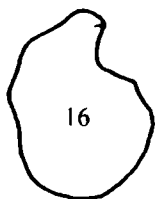
ROM 331201 ♂



ROM 323117 ♂



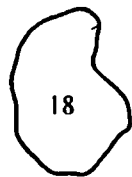
ROM 34394 ♀



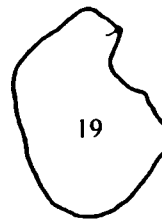
ROM 34393 ♂



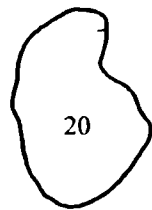
ROM 332154 ♀



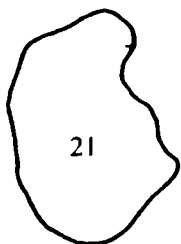
ROM 83001 ♀



ROM 82977 ♂



ROM 83002 ♂



GUZ 1821 ♂



EUA B29 ♂



ROM 93092 ♀

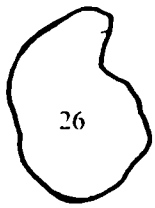


ROM 12967 ♀



ROM 88248 ♂

*Vulpes* Proximal Left Humerus



ROM 16756 ♀



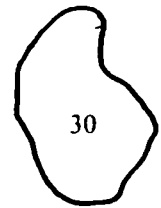
ROM 16831 ♂



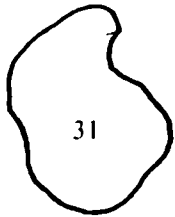
ROM 3212264 ♀



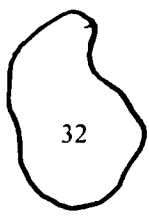
ROM 3212265 ♂



ROM 3212266 ?



ROM 28077 ♂



ROM 28083 ♂



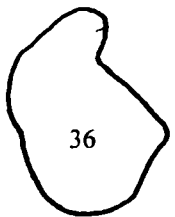
ROM 28084 ♂



ROM 28079 ♂



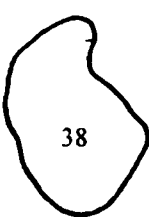
ROM 28078 ♂



ROM 28076 ♂



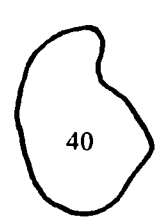
ROM 28080 ♀



ROM 28088 ♀



ROM 28062 ♀



ROM 28063 ♀



ROM 28012 ♀



ROM 28030 ♂



ROM 28017 ♂



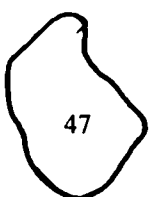
ROM 28019 ♀



ROM 28025 ♀



ROM 28047 ♀



ROM 28048 ♀



SH 1358 ♂



SH 1124 ♀



SH 1035 ♂

*Vulpes* Proximal Left Humerus



SH 1372 ♂



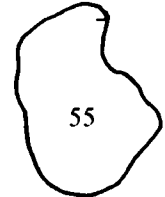
SH 1309 ♂



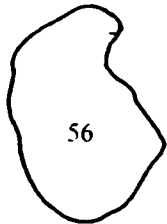
SH 1305 ♀



SH 1331 ♀



SH 1308♂



SH 1343♂



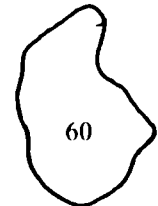
SH 1291♀



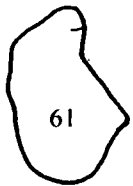
SH 1325♀



SH 1307 ♀



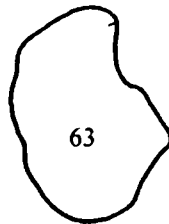
SH 1370 ♂



SH 1369 ♀



SH 1345 ♀



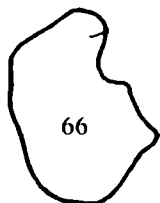
SH 1327 ♂



SH 1061 ♀



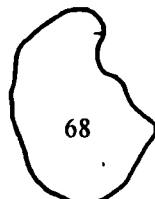
SH 1286 ♀



SH 1371 ♀



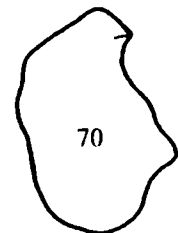
SH 1169 ♀



SH 1165 ♂



SH 1312 ♂



SH 1170 ♂



SH 1258 ♂




SH 1072 ♂


*Vulpes* Distal Left Humerus (Caudal Plane)



ROM 93092 ♀




ROM 12967 ♀




ROM 323117 ♂




ROM 34394 ♀




ROM 34393 ♂



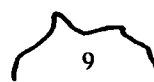
ROM 88248 ♂



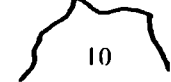
ROM 83002 ♂



ROM 83000 ♀



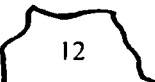
ROM 332154 ♀




ROM 63001 ♀




ROM 82577 ♂




ROM 16756 ♀




ROM 16831 ♂




ROM 3212264 ♀




ROM 3212265 ♂




ROM 3212266 ♀



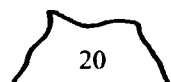
ROM 361201 ♀



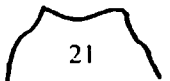
ROM 361202 ♀




ROM 361203 ♂



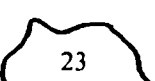
ROM 331179 ♂



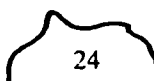
ROM 33281 ♂



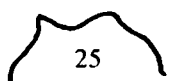
ROM 341222 ♂



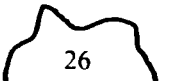
ROM 341221 ♀




ROM 33282 ♂




ROM 334136 ♂



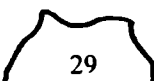
ROM 331202 ♀



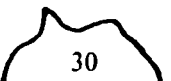
ROM 334135 ♂



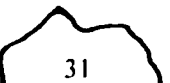
ROM 331201 ♂




ROM 28077 ♂




ROM 28083 ♂




ROM 28084 ♂



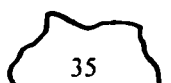
ROM 28079 ♂



ROM 28078 ♂




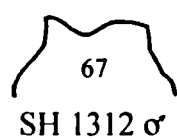

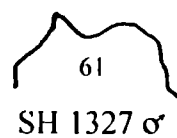
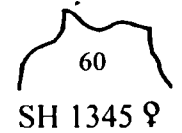
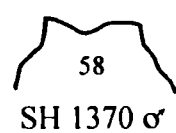
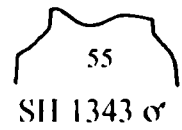

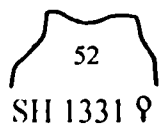
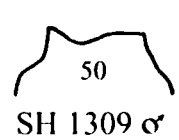
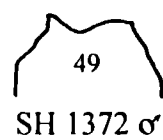
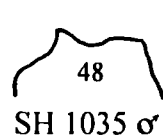
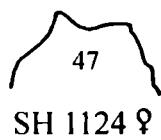
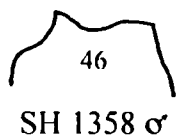
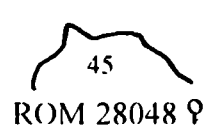
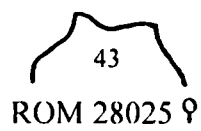
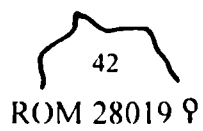
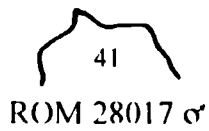
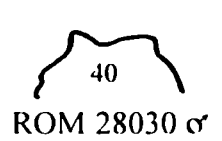

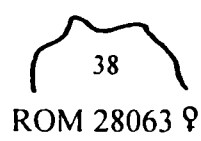
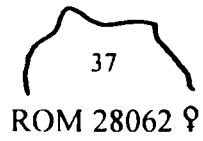
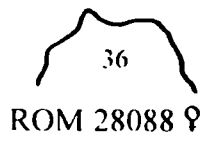


ROM 28076 ♂



ROM 28080 ♀

***Vulpes* Distal Left Humerus (Caudal Plain)**





*Vulpes* Distal Left Humerus (Ventral Plain)



ENH 2210 ♀



ENH 2528 ♂



ENH 2029 ♂



ENH 2880 ♀



ROM 33281 ♂



ROM 361202 ♀



ROM 341222 ♂



ROM 341221 ♀



ROM 33282 ♂



ROM 331202 ♀



ROM 334136 ♂



ROM 334135 ♂



ROM 331201 ♂



ROM 323117 ♂



ROM 34394 ♀



ROM 34393 ♂



ROM 332154 ♀



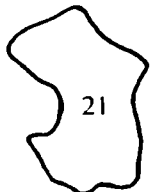
ROM 83001 ♀



ROM 82977 ♂



ROM 83002 ♂




GUZ 1821 ♂



EUA B29 ♂

# *Vulpes* Left Obturator Foramen



1  
EUA B29 ♂



2  
ENH 2528 ♂



3  
ENH 2029 ♂



4  
ENH 2210 ♀



5  
ROM 33281 ♂



6  
ROM 361203 ♂




7  
ROM 341222 ♂



8  
ROM 341221 ♀



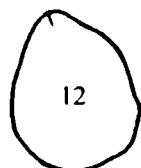
9  
ROM 33282 ♂



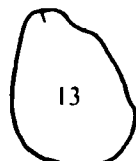
10  
ROM 331202 ♀



11  
ROM 334135 ♂



12  
ROM 331201 ♂




13  
ROM 323117 ♂



14  
ROM 34394 ♀



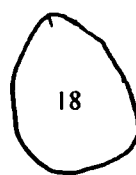
15  
ROM 34393 ♂



16  
ROM 332154 ♀



17  
ROM 83001 ♀



18  
ROM 82977 ♂



19  
ROM 83002 ♂



20  
GUZ 1821 ♂



21  
ROM 12967 ♀



22  
ROM 88248 ♂



23  
ROM 16756 ♀

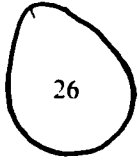


24  
ROM 16831 ♂



25  
ROM 3212264 ♀

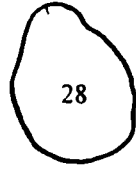
## *Vulpes* Left Obturator Foramen



ROM 3212265 ♂




ROM 3212266 ?



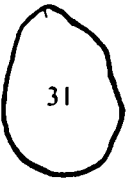
ROM 28077 ♂



ROM 28083 ♂



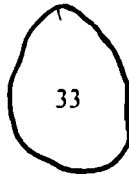
ROM 28084 ♂



ROM 28079♂



ROM 22078♂



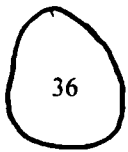
ROM 28076♂



ROM 28080♀



ROM 28088♀



ROM 28062 ♀



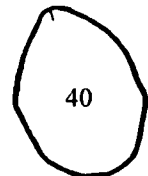
ROM 28063 ♀



ROM 28012 ♀



ROM 28030 ♂



ROM 28017 ♂



ROM 28019 ♀



ROM 28025 ♀



ROM 28047 ♀

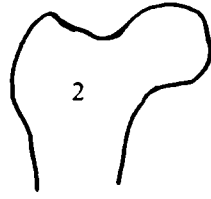


ROM 28048 ♀

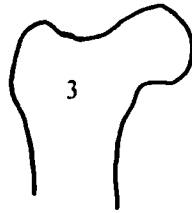
*Vulpes* Proximal Left Femur



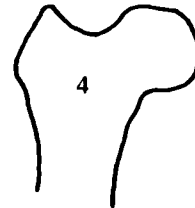
ROM 361203 ♂



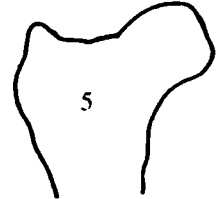
ROM 33281 ♂



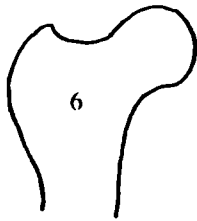
ROM 341222 ♂



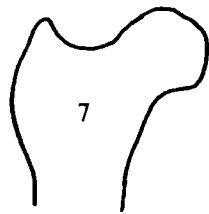
ROM 341221 ♀



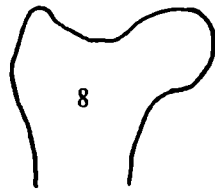
ROM 334135 ♂



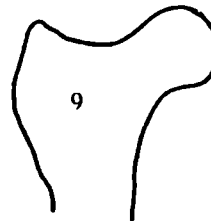
ROM 33282 ♂



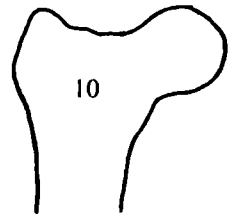
ROM 331202 ♀



ROM 334136 ♂



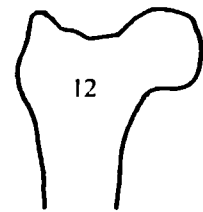
ROM 331201 ♂



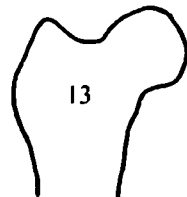
ROM 323117 ♂



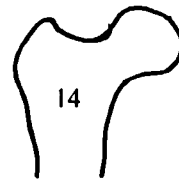
ROM 34394 ♀



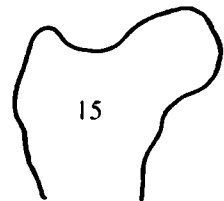
ROM 34393 ♂



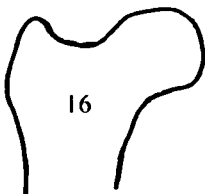
ROM 332154 ♀



ROM 83001 ♀



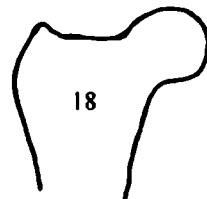
ROM 82977 ♂



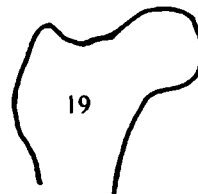
ROM 83002 ♂



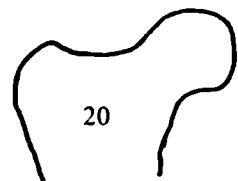
ENH 2210 ♀



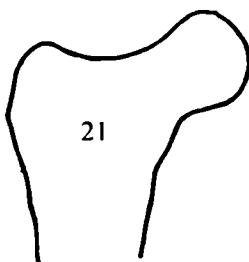
ENH 2528 ♂



ENH 2029 ♂



ENH 2880 ♀



GUZ 1821 ♂



EUA B29 ♂



ROM 93092 ♀




ROM 12967 ♀

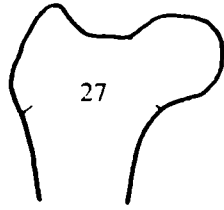


ROM 88248 ♂

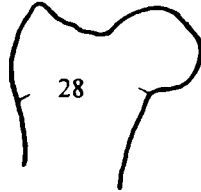
*Vulpes* Proximal Left Femur



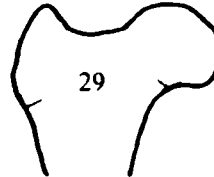
ROM 16756 ♀



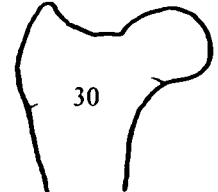
ROM 16831 ♂



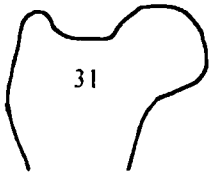
ROM 3212264 ♀



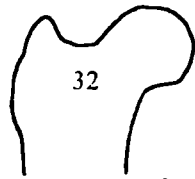
ROM 3212265 ♂



ROM 3212266 ♀



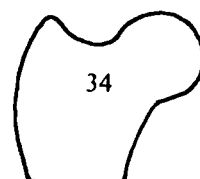
ROM 28077 ♂



ROM 28083 ♂



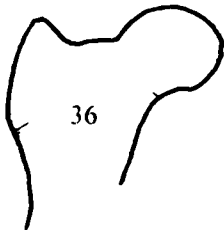
ROM 28084 ♂



ROM 28079 ♂



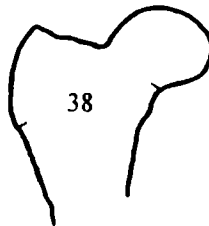
ROM 28078 ♂



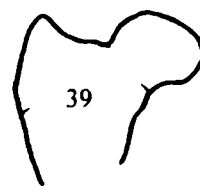
ROM 28076 ♂



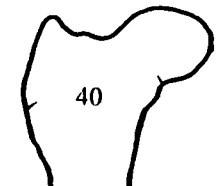
ROM 28080 ♀



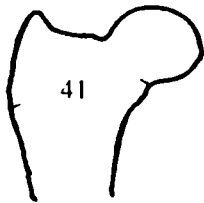
ROM 28088 ♀



ROM 28062 ♀



ROM 28063 ♀



ROM 28012 ♀



ROM 28030 ♂



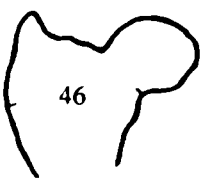
ROM 28017 ♂



ROM 28019 ♀



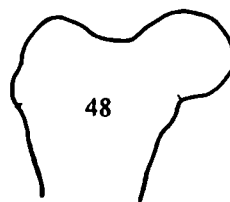
ROM 28025 ♀



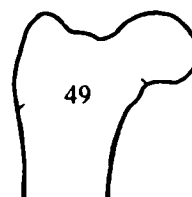
ROM 28047 ♀



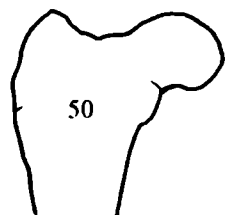
ROM 28048 ♀



SH 1358 ♂



SH 1124 ♀

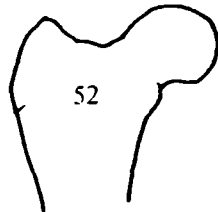


SH 1035 ♂

*Vulpes* Proximal Left Femur



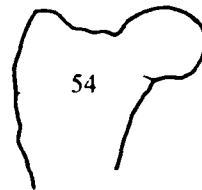
SH 1372 ♂



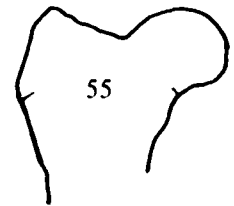
SH 1309 ♂



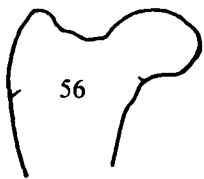
SH 1305 ♀



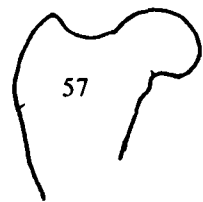
SH 1331 ♀



SH 1343 ♂



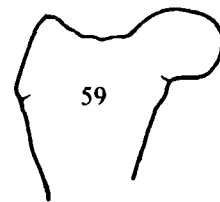
SH 1291 ♀



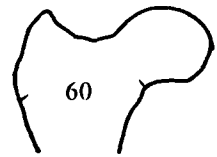
SH 1325 ♀



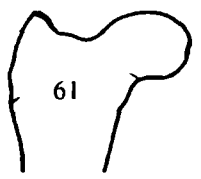
SH 1308 ♀



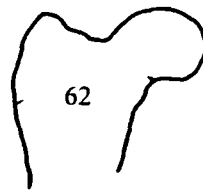
SH 1307 ♀



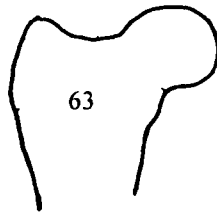
SH 1370 ♂



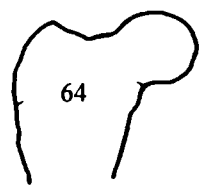
SH 1369 ♀



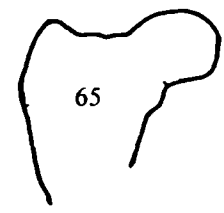
SH 1345 ♀



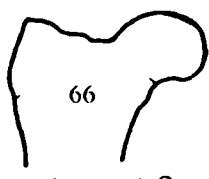
SH 1327 ♂



SH 1061 ♀



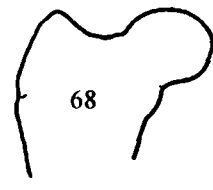
SH 1286 ♀



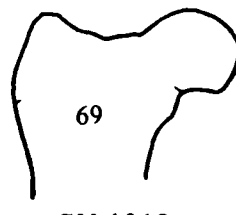
SH 1371 ♀



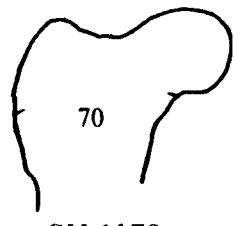
SH 1169 ♀



SH 1165 ♂



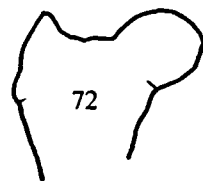
SH 1312 ♂



SH 1170 ♂

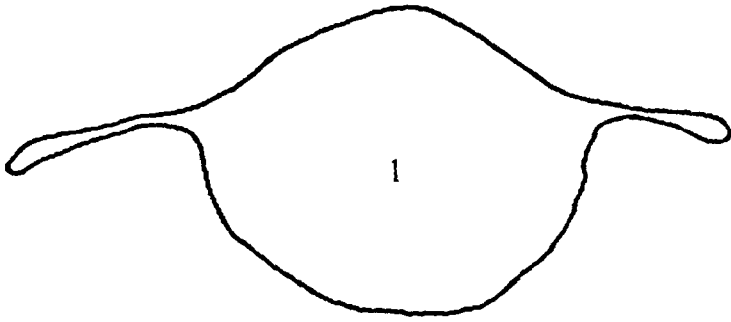


SH 1258 ♂

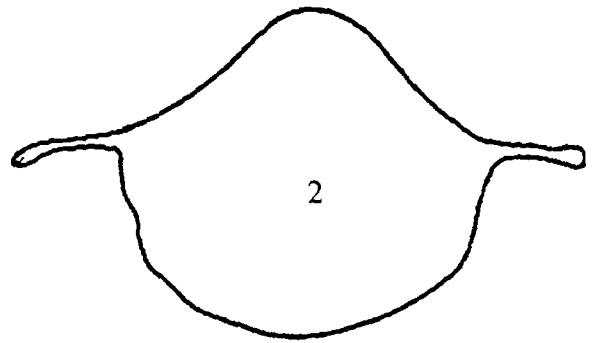


SH 1072 ♂

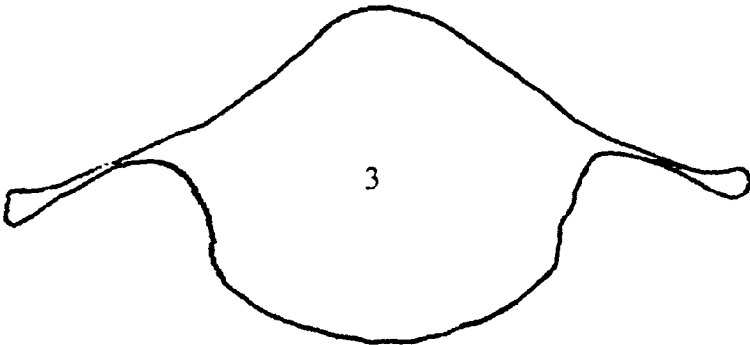
*Sus Atlas*



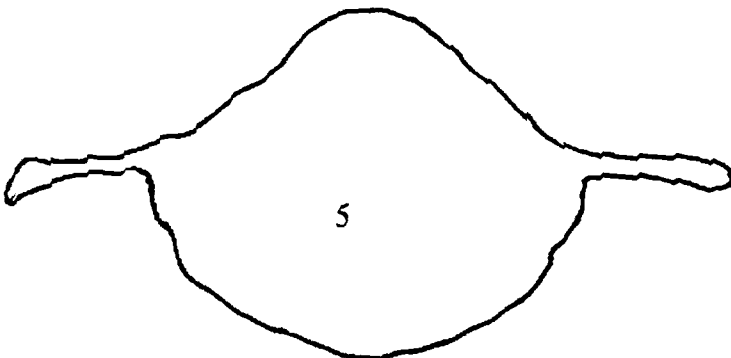
SH 603♀



CB 323♀



CB 316F



CC 582♂

4

SF 16♂

*Sus Axis*




SH 603♀



CB 323♀




CB 316♀

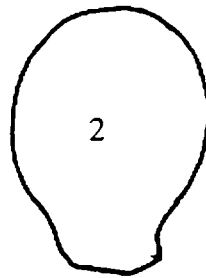


CC 582♂

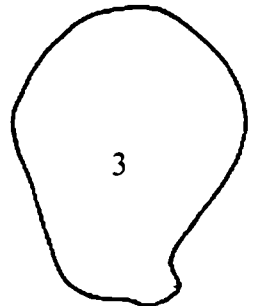
***Sus* Left Glenoid Fossa**



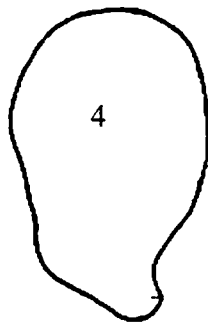
SH 603♀



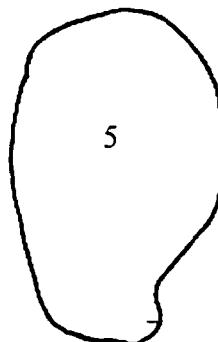
CB 323♀




CB 316♀



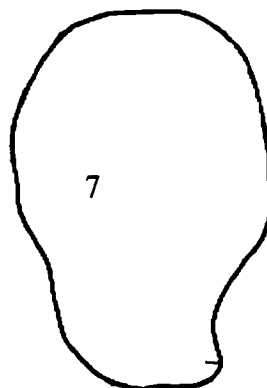
SF 55♀



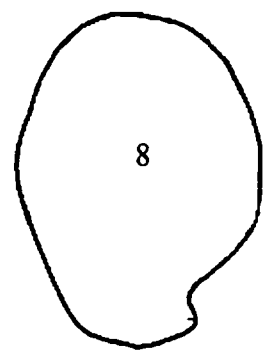
SF 76♂



EAU 665♂



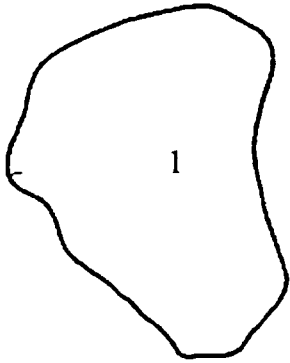
EAU 662♀



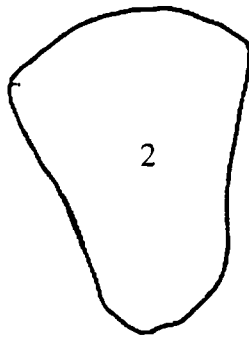
CC 582♂



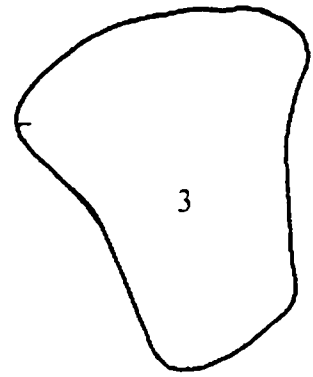
*Sus* Proximal Left Humerus



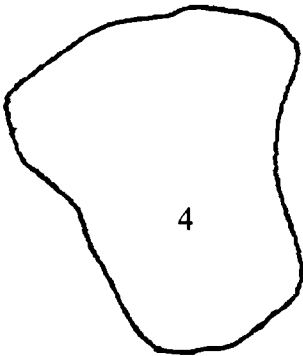
SH 603♀



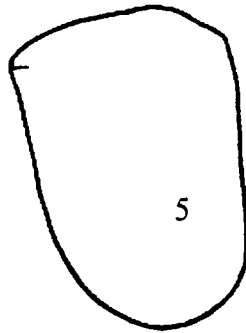
CB 323♀



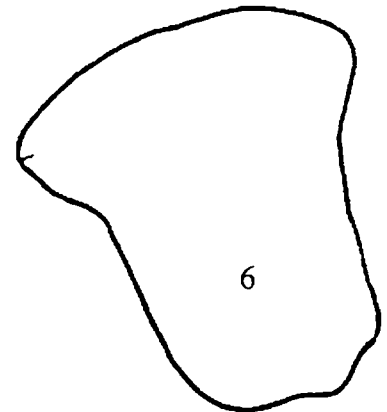
CB 316♀



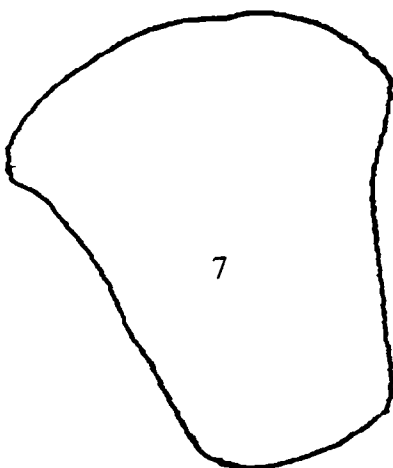
SF 55♀



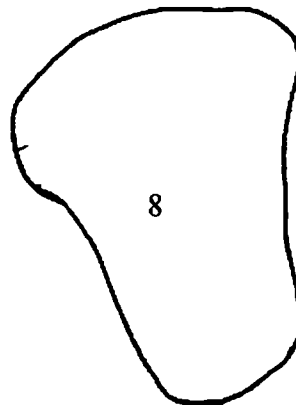
SF 76♂



EAU 665♂

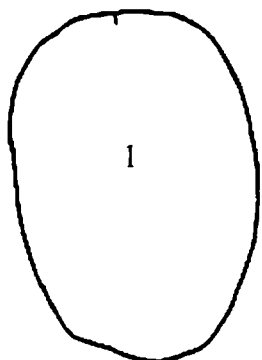


EAU 662♀



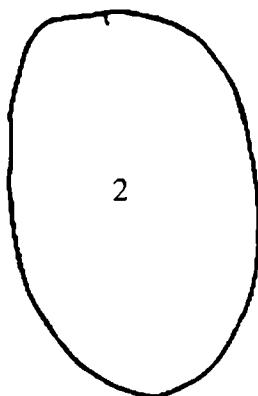
CC 582♂

***Sus* Left Obturator Foramen**



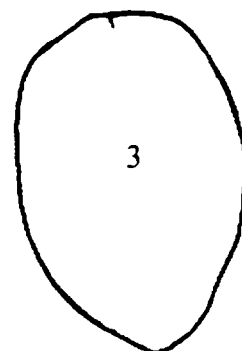
1

CB 323♀



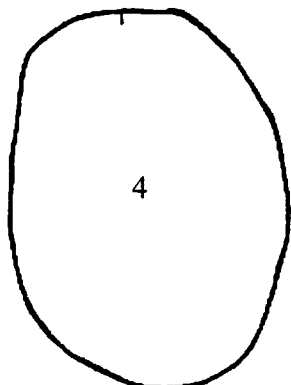
2

CB 316♀



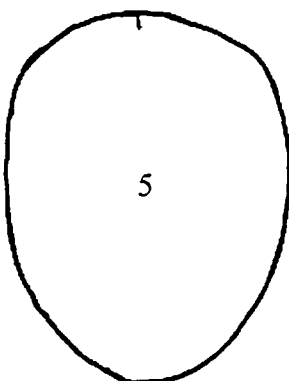
3

CB 307♂



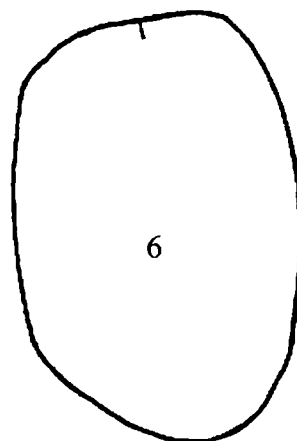
4

SF 55♀




5

SF 76♂



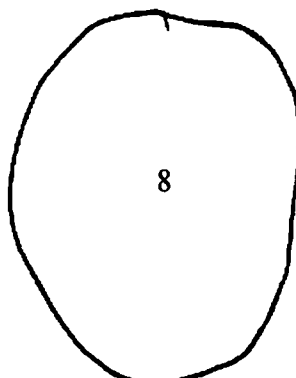
6

EAU 665♂



7

EAU 662♀



8

CC 582♂

**Sus Proximal Left Femur**



SH 603♀



CB 323♀



CB 316F



SF 55F



SF 76♂



EAU 665♂

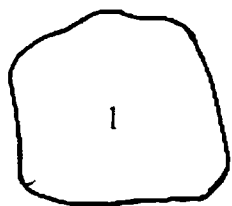


EAU 662♀




CC 582♂

***Sus* Distal Left Femur**



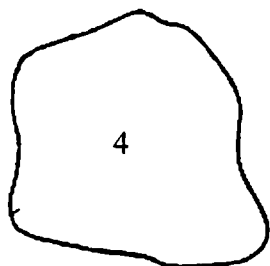
SH 603♀



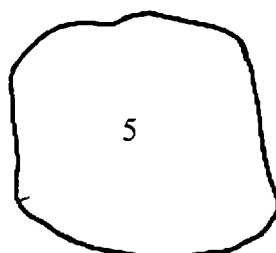
CB 323♀




CB 316♀




SF 55♀




SF 76♂



EAU 665♂

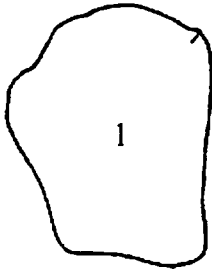


EAU 662♀



CC 582♂

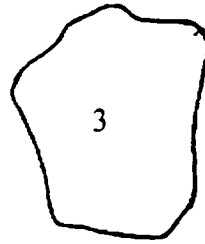
*Sus* Distal Left Tibia



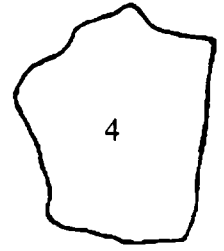
SF 55♀



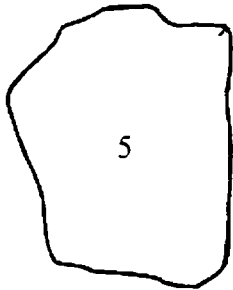
CB 316♀



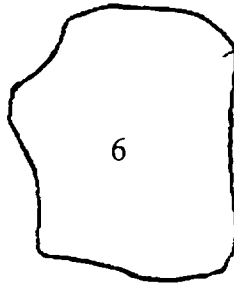
CB 323♀



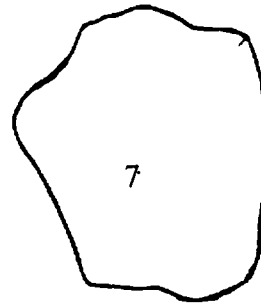
SH 603♀



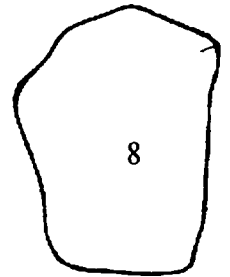
SF 76♂



EAU 665♂

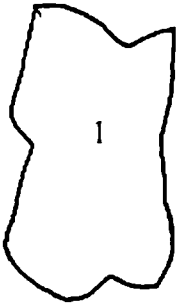


EAU 662♀

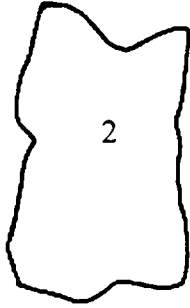


CC 582♂

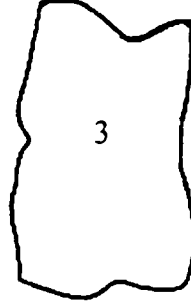
*Sus* Left Astragalus



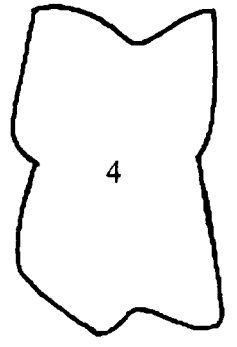
1  
SH 603♀



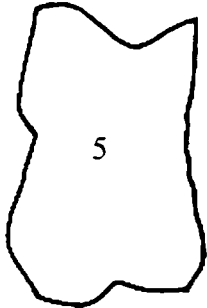
2  
CB 323♀



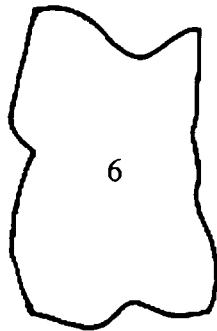
3  
CB 316♀



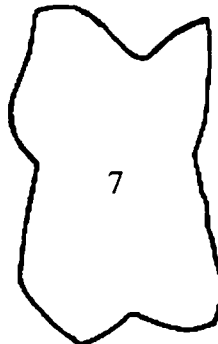
4  
CB 307♂



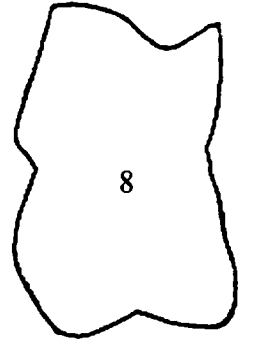
5  
SF 55♀



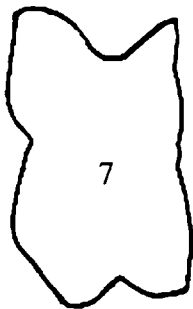
6  
SF 76♂



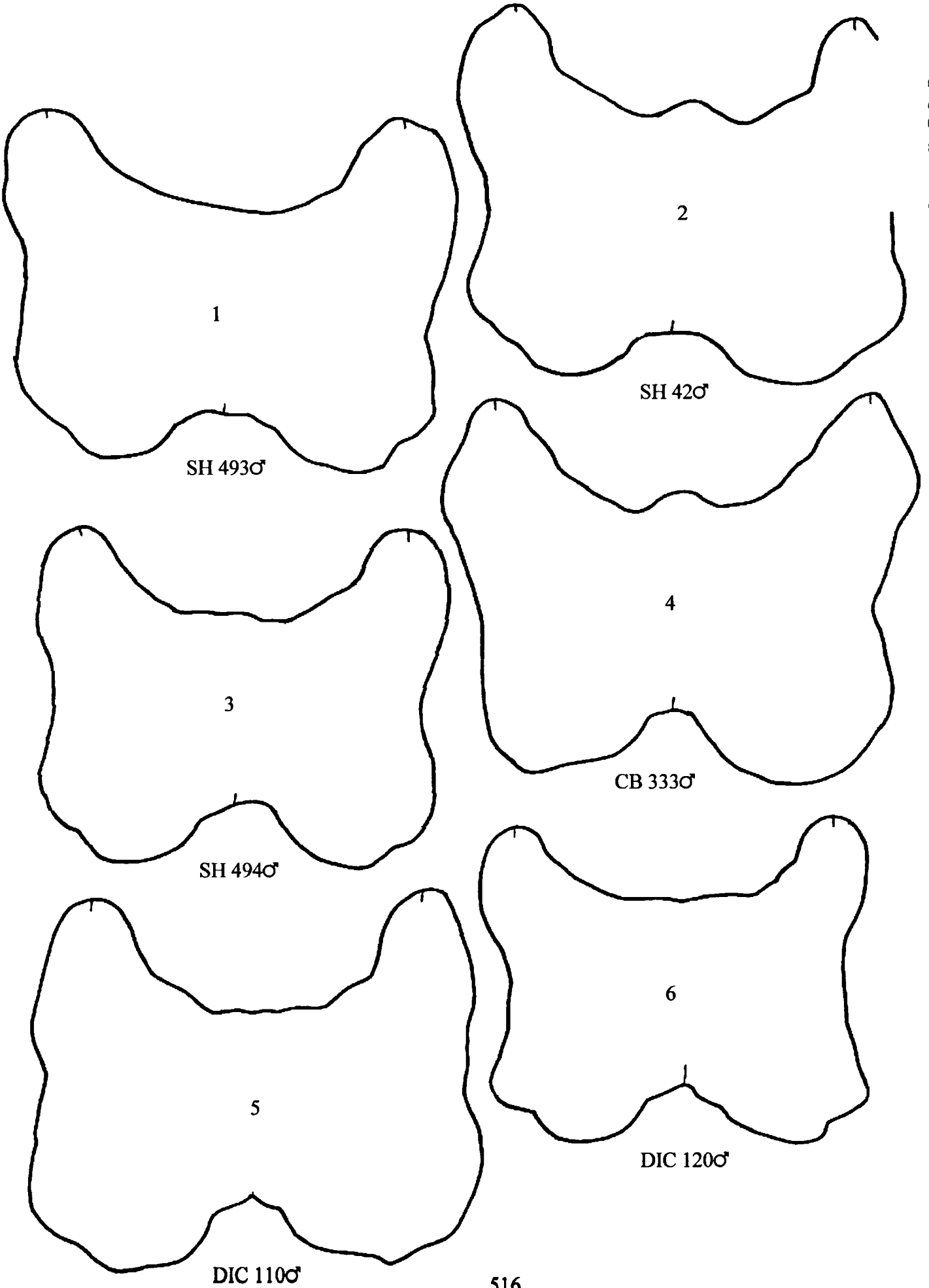
7  
EAU 665♂



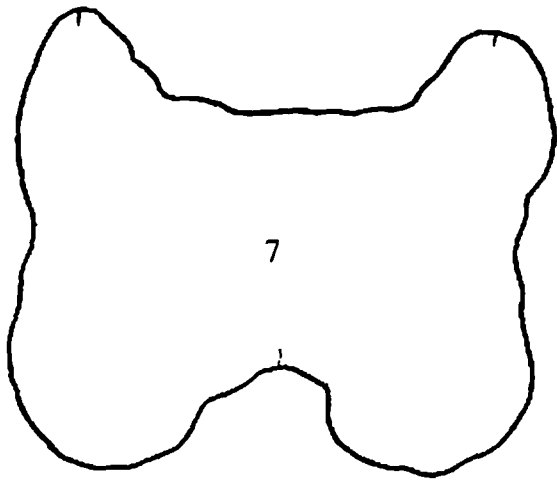
8  
EAU 662♀



7  
CC 582♂

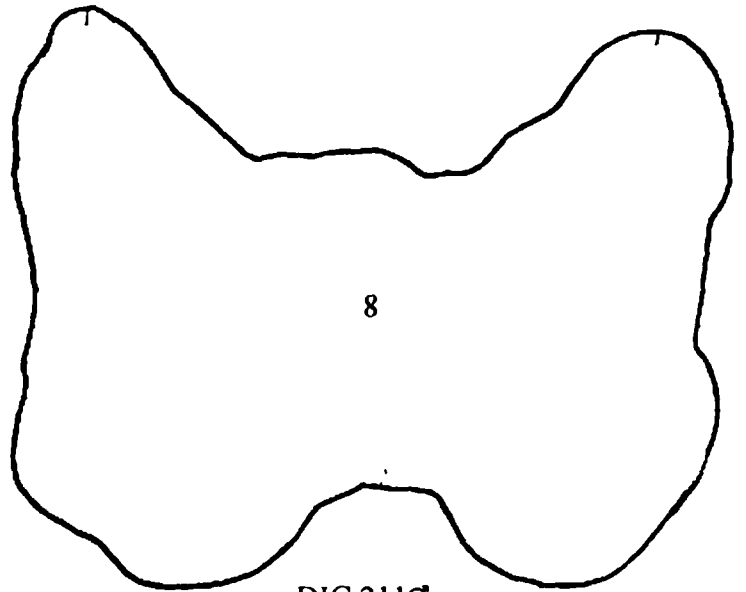


*Dama* Atlas (continued -2)



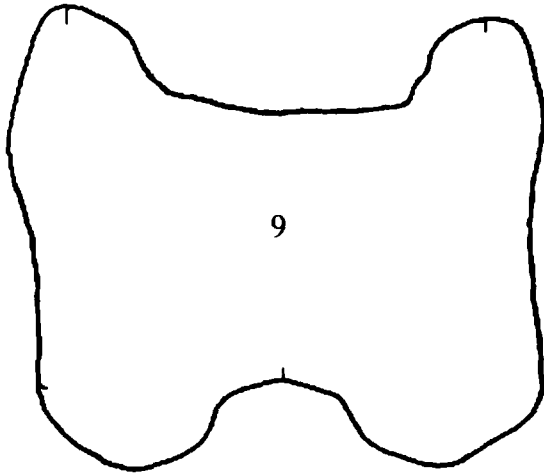
7

DIC 171♀



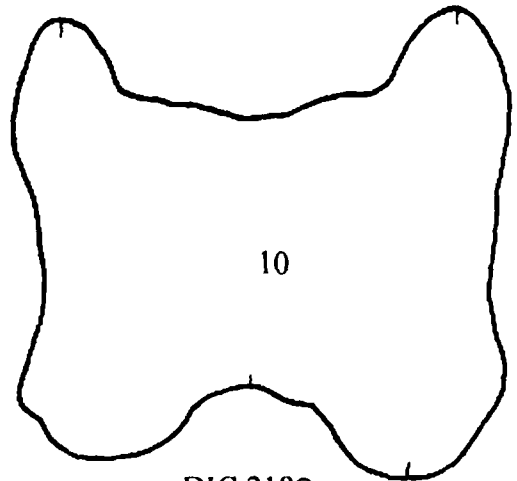
8

DIC 211♂



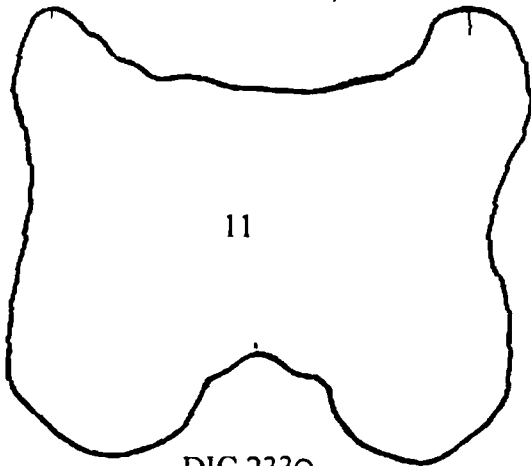
9

DIC 200♀



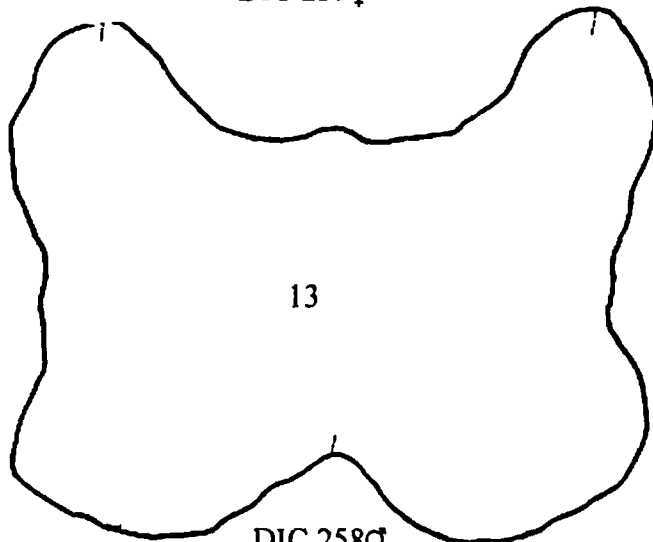
10

DIC 218♀



11

DIC 233♀



13

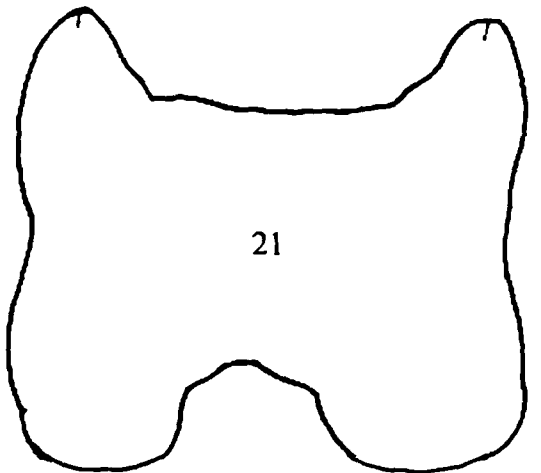
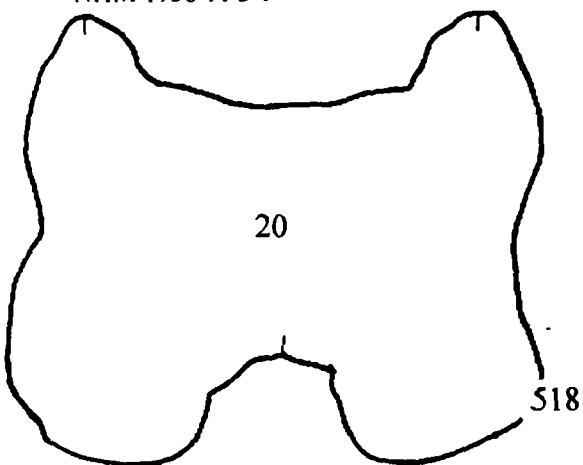
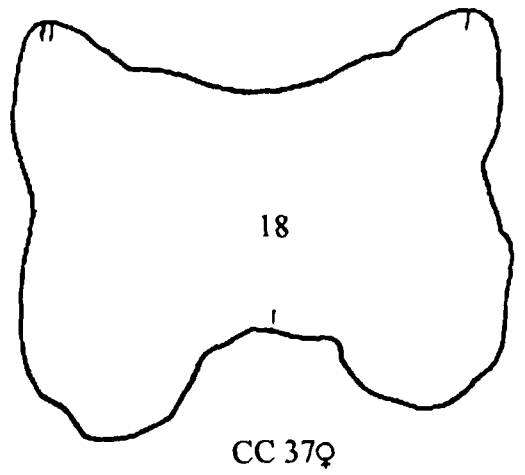
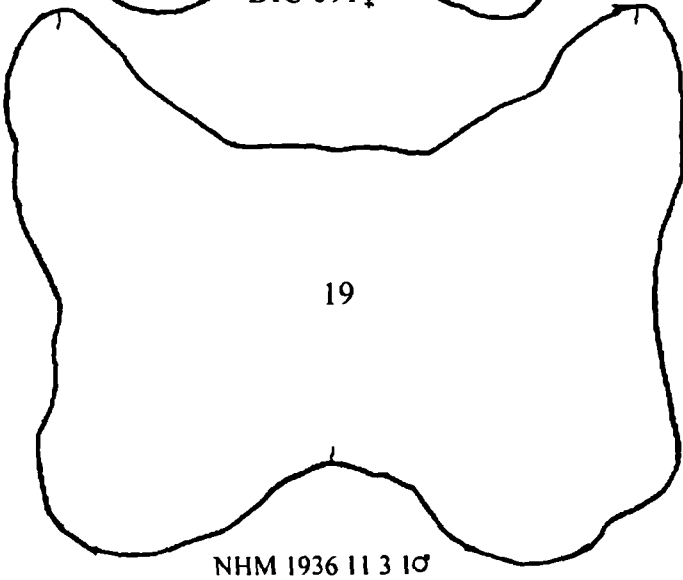
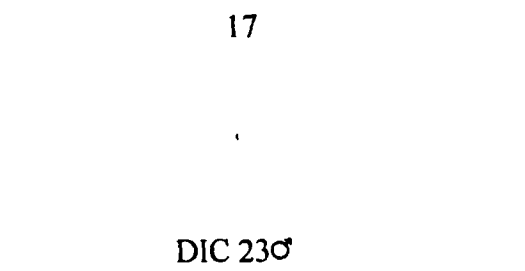
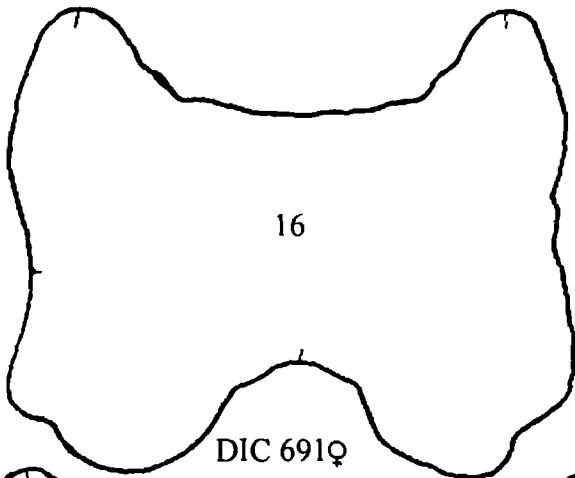
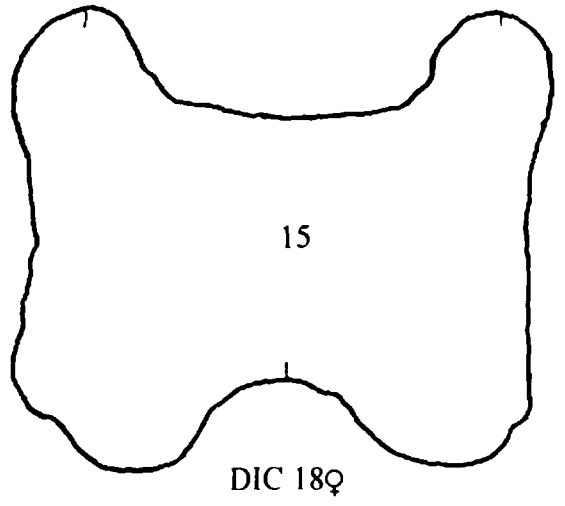
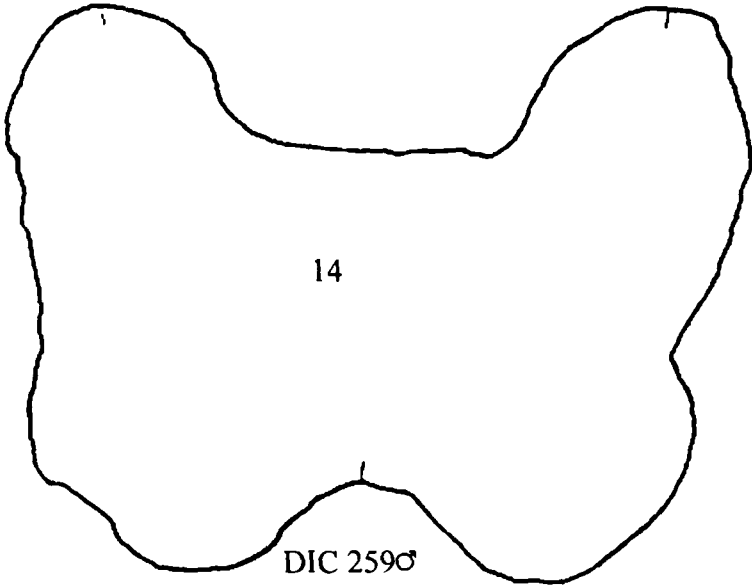
DIC 258♂

12

DIC 257♂



*Dama* Atlas (continued -3)



*Dama Axis*



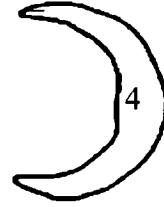
SH 493♂




SH 42♂



SH 494♂



CB 333♂



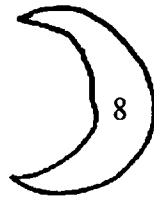
DIC 110♂



DIC 120♂




DIC 171♀



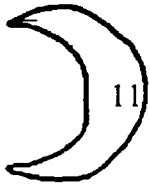
DIC 162♂




DIC 211♂




DIC 212♀



DIC 200♀



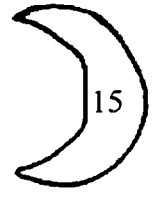
DIC 233♀




DIC 257♂



DIC 258♂




DIC 259♂



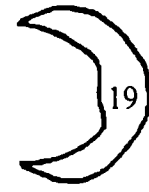
DIC 8♂




DIC 18♀



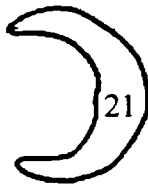
DIC 23♂



DIC 691♀



CC 37♀

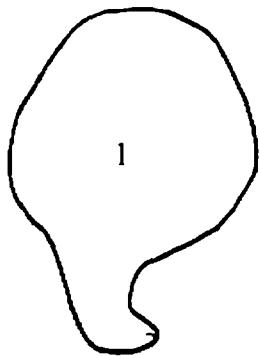


NHM 1937.3 10.2♀




NHM 1937.6.9 1♀

*Dama* Left Glenoid Fossa



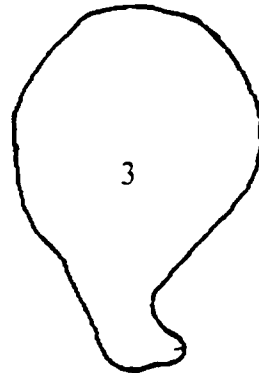
1

SH 493♂



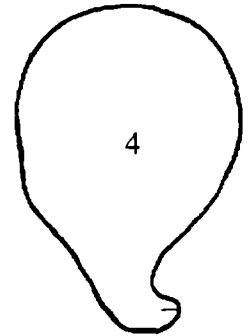
2

SH 42♂



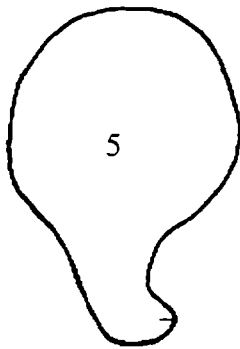
3

CB 333♂



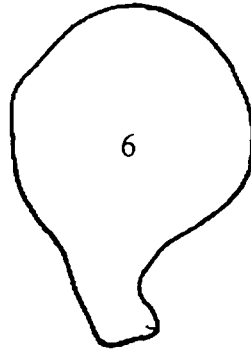
4

DIC 120♂




5

DIC 162♂



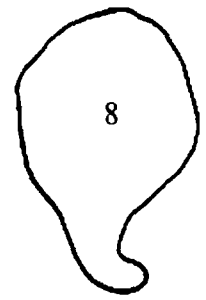
6

DIC 211♂



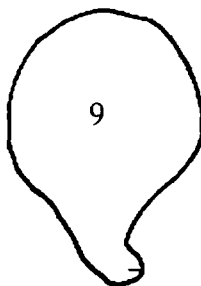
7

DIC 212♀



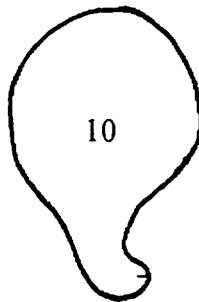
8

DIC 200♀



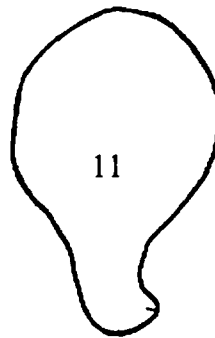
9

DIC 218♀



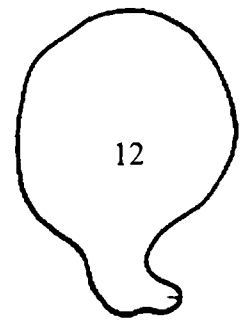
10

DIC 233♀




11

DIC 257♂



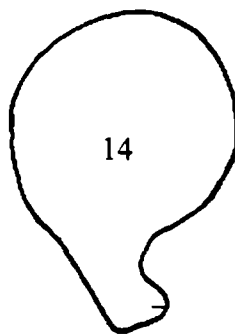
12

DIC 258♂




13

DIC 259♂



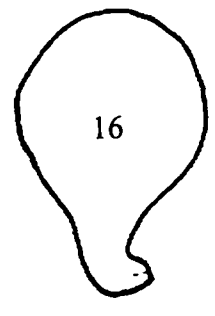
14

DIC 8♂



15


DIC 14♀



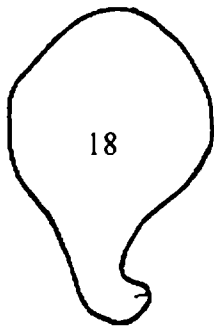
16

DIC 18♀

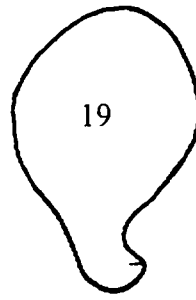
*Dama* Left Glenoid Fossa (continued)



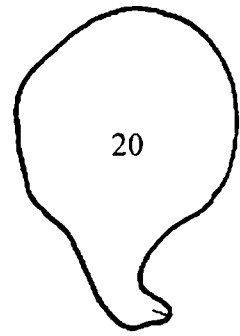
DIC 23♂



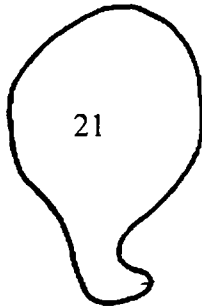
DIC 691♀



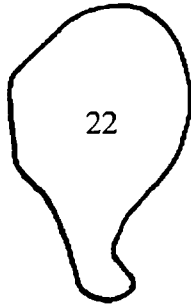
CC37♀



NHM 1936 11 3 1♂

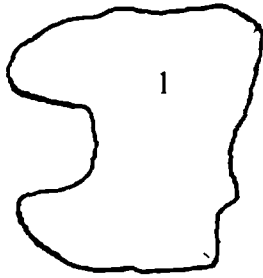


NHM 1937 3 10 2♀

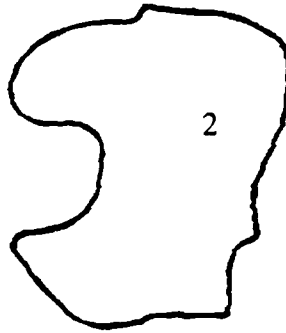


NHM 1937 6 9 1♀

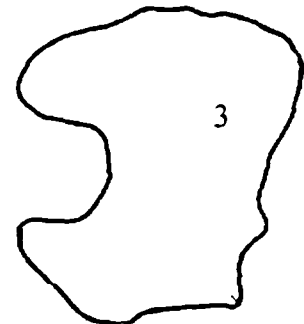
*Dama* Distal Left Humerus



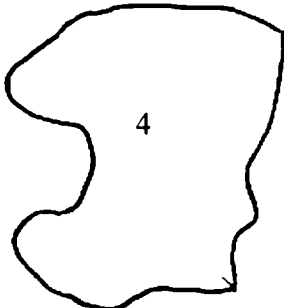
AML 2525♀



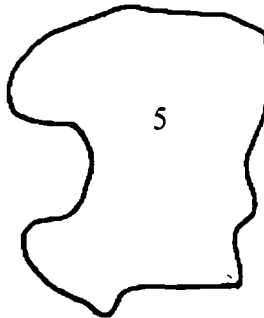
AML 2526♂



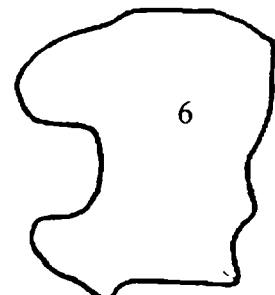
AML 2527♂




SH 394♂



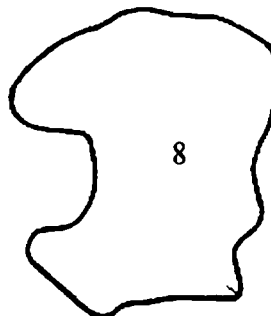
SH42♂



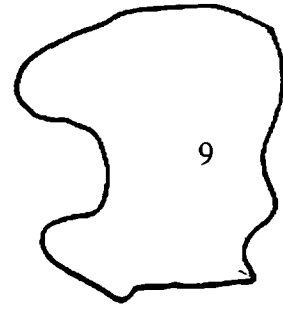
SH 494♂



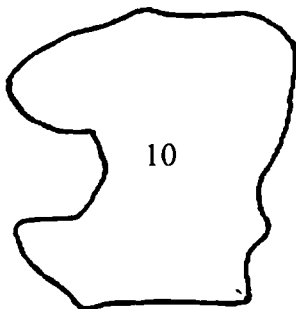
CB 323♂



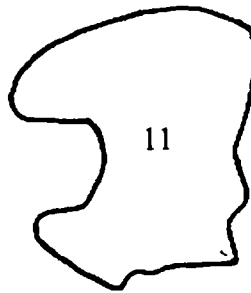
DIC 110♂



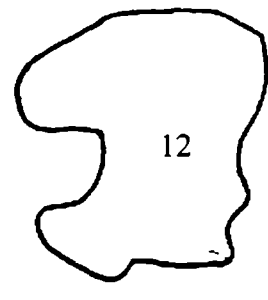
DIC 120♂




DIC 211♂



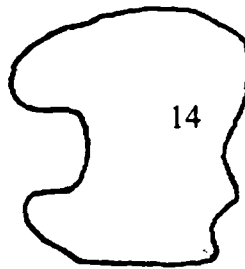
DIC 212♀



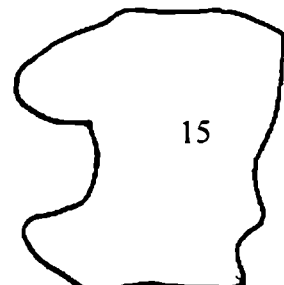
DIC 200♀



DIC 212♀

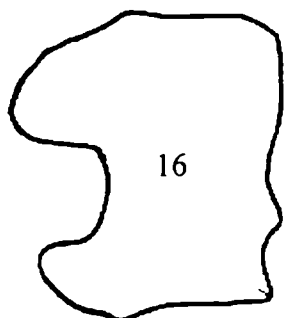


DIC 233♀  
522



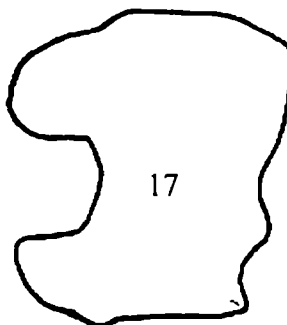
DIC257♂

*Dama* Distal Left Humerus (continued)



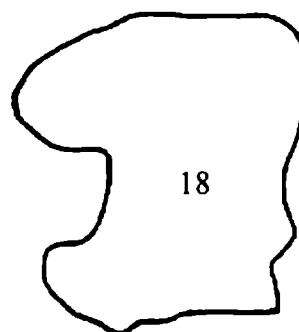
16

DIC 258M



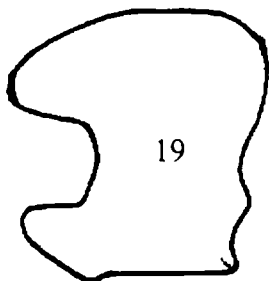
17

DIC 259M



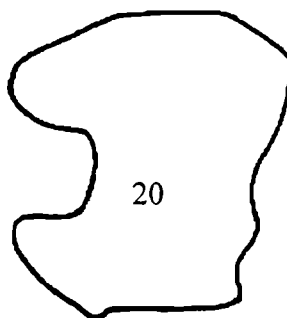
18

DIC 8M



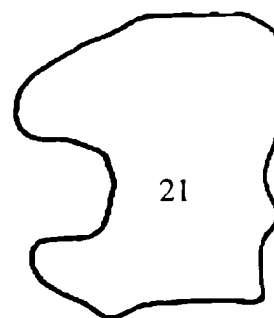
19

DIC 18♀



20

DIC 23♂




21

DIC 691♀




22

CC 37♀



23

NHM 1936 11.3 1♂



24

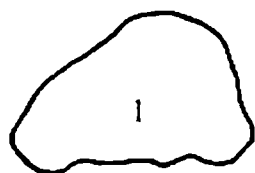
NHM 1937 3 10 2♀



25

NHM 1937.6.9 1♀

*Dama* Proximal Left Metacarpus




1

SH 42♂



2

SH 494♂



3

SH 776♀



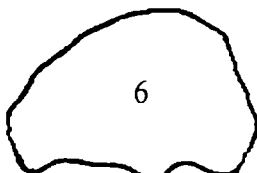
4

CB333♂



5

DIC 120♂



6

DIC 211♂



7

DIC 212♀



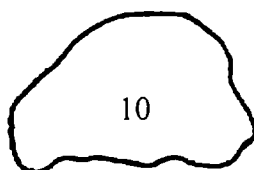
8

DIC 200♀



9

DIC 258♂



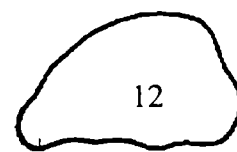
10

DIC 259♂



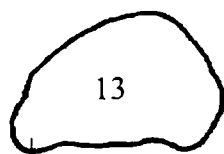
11

DIC 14♀



12

DIC K1♀



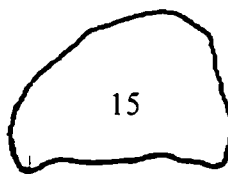
13

DIC K7♀



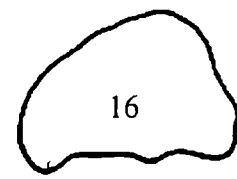
14

DIC K48♀




15

DIC N21♂



16

DIC N22♂



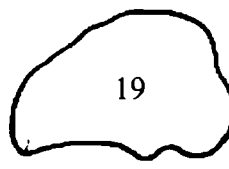
17

DIC N23♂



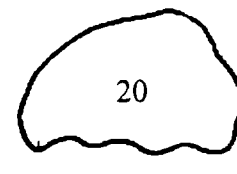
18

DIC N31♀




19

DIC N35♂



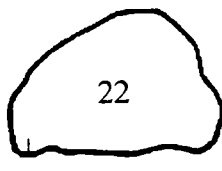
20

DIC N37♀



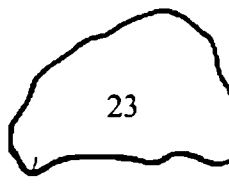
21

DIC N38♀




22

DIC N39♀




23

DIC N40♂



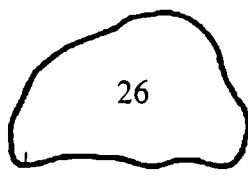
24

DIC N42♀



25

DIC N45♀



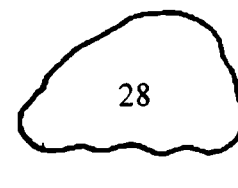
26

DIC N46♂



27

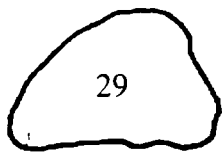
DIC N48♀



28

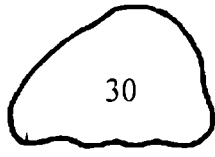
DIC N50♀

*Dama* Proximal Left Metacarpus (continued)



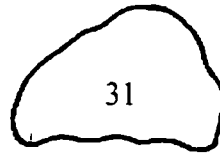
29

DIC N52♀



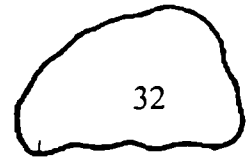
30

DIC N53♀



31

DIC N55♀



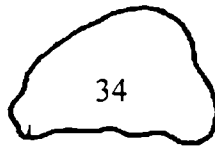
32

DIC K56♂



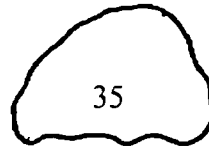
33

NHM 1936 11 3.1M



34

CC 37F

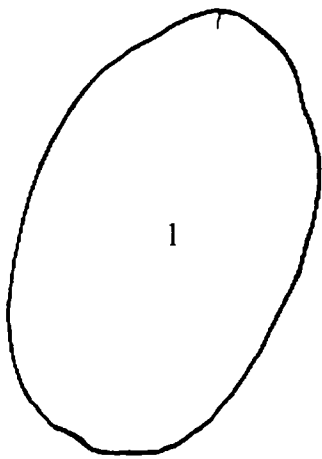


35

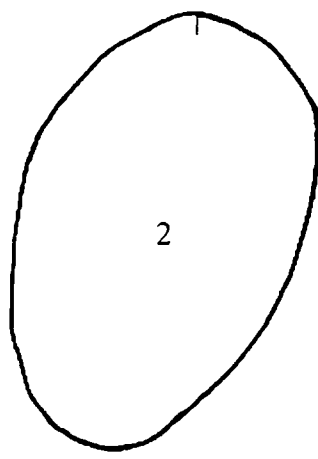
NHM 1937 6 9 1F



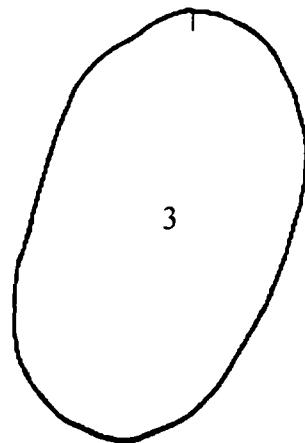
***Dama* Right Obturator Foramen**



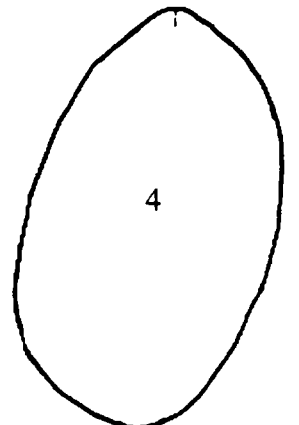
SH 493♂



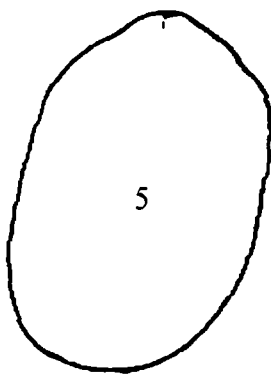
SH 42♂



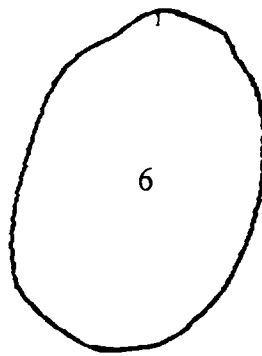
SH494♂



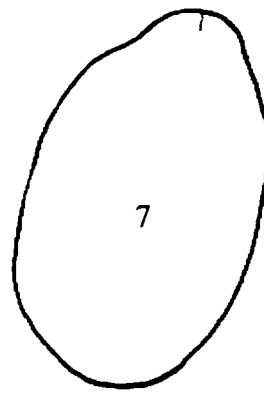
DIC 120♂



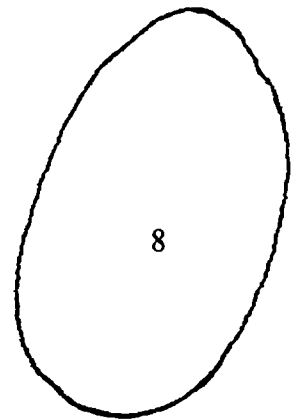
DIC 21♀



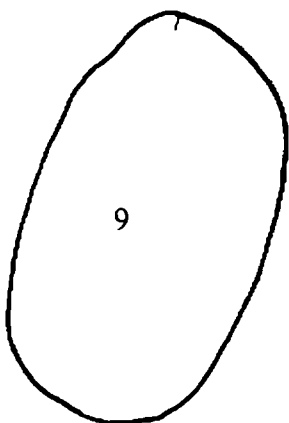
DIC 200♀



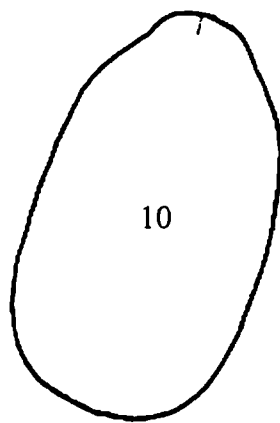
DIC 233♀



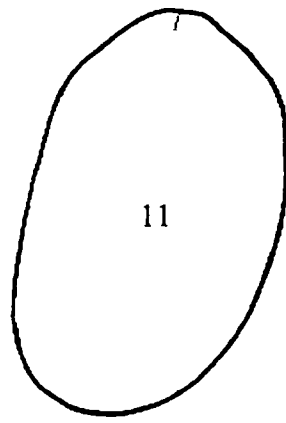
DIC 257♂



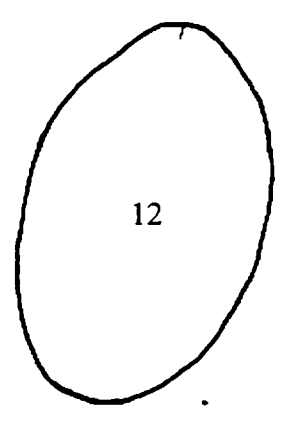
DIC 258♂



DIC 259♂

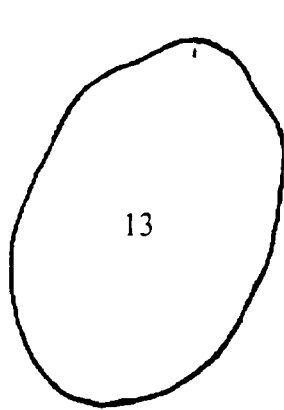


DIC 8♂



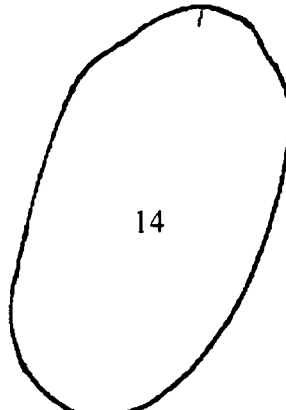
DIC 14♀

*Dama* Right Obturator Foramen (continued)



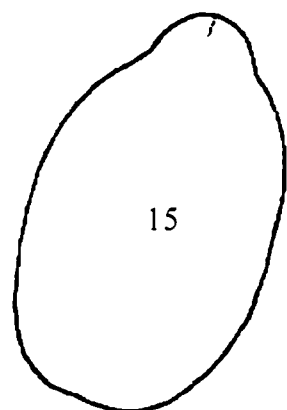
13

DIC 18♀



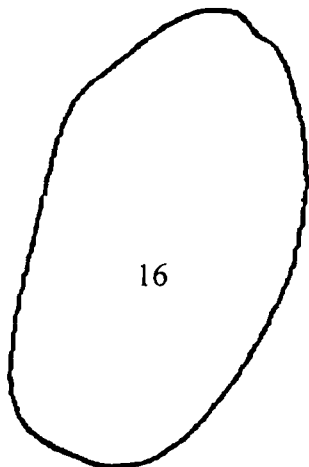
14

DIC 23♂



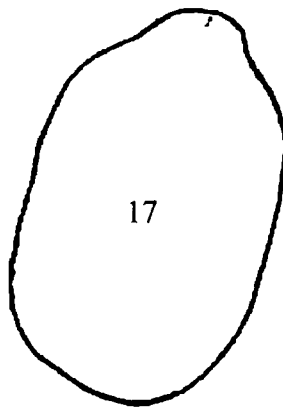
15

DIC 691♀



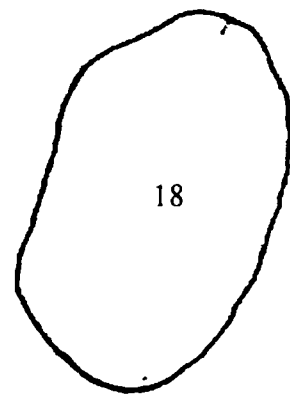
16

NHM 1936.11.3 1♂



17


NHM 1937.3.10.2♀



18

NHM 1937 6.9 1♀

*Dama* Proximal Left Femur




AML 2526♂



AML 2527♂



AML 2525♀



SH 493♂



SH 42♂



SH 494♂




CB 333♂



DIC 110♂



DIC 120♂



DIC 211♂




DIC 212♀



DIC 200♀



DIC 218 ♀



DIC 233♀

*Dama* Proximal Left Femur (continued)




DIC 257 $\sigma$




DIC 258 $\sigma$



DIC 259 $\sigma$




DIC 8 $\sigma$



DIC 14 $\varphi$




DIC 18 $\varphi$



DIC 23 $\sigma$



DIC 691 $\varphi$



CC 37 $\varphi$



NHM 1936 11 3 1 $\sigma$

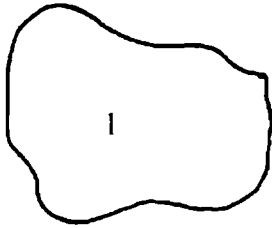


NHM 1937.3 10.2 $\varphi$

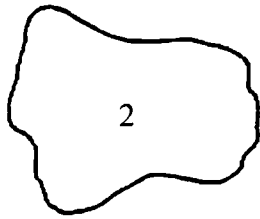


NHM 1937.6 9 1 $\varphi$

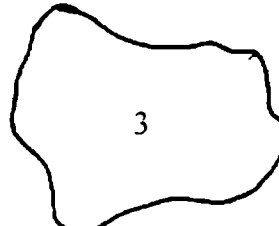
*Dama* Distal Left Tibia



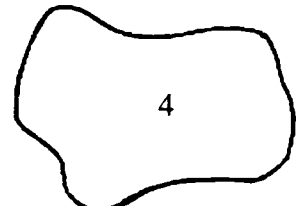
1  
AML 2626♂



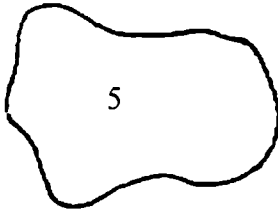
2  
AML 2525♀



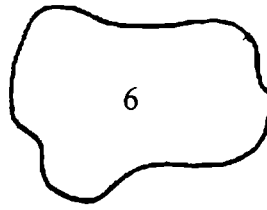
3  
AML 2527♂



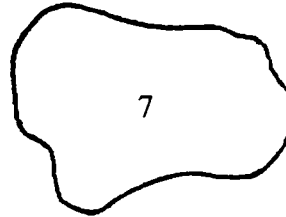
4  
SH 493♂



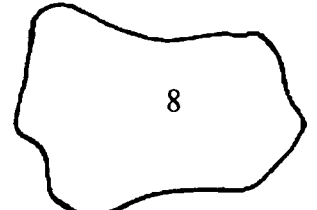
5  
SH 42♂



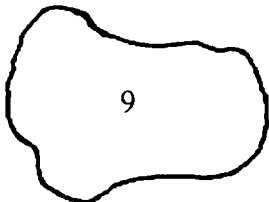
6  
SH 494♂



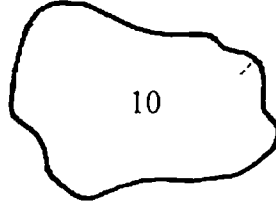
7  
CB 333 ♂



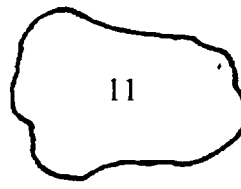
8  
DIC 110♂



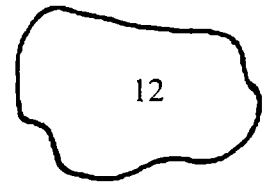
9  
DIC 171♀



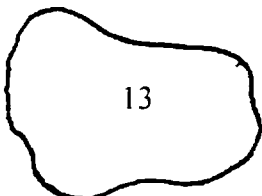
10  
DIC 211♂



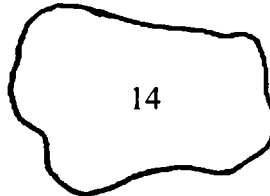
11  
DIC 212♀



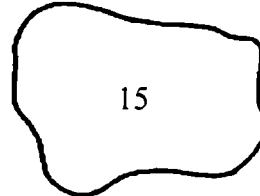
12  
DIC 2128♀



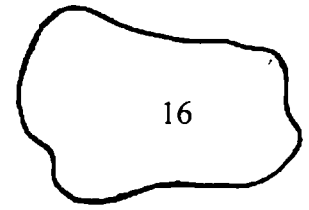
13  
DIC 233♀



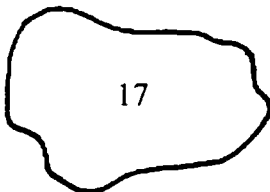
14  
DIC 257♂



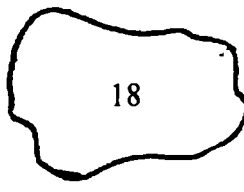
15  
DIC 258♂



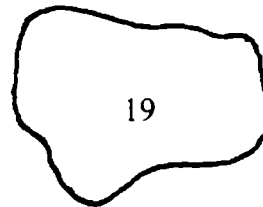
16  
DIC 259♂



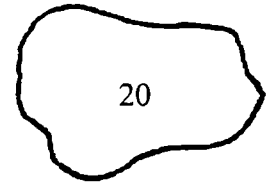
17  
DIC 8♂



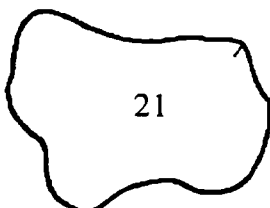
18  
DIC 18♀



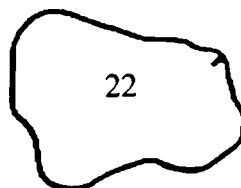
19  
DIC 23♂



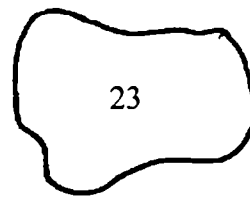
20  
CC37♀



21  
NHM 1936 11 3.1♂

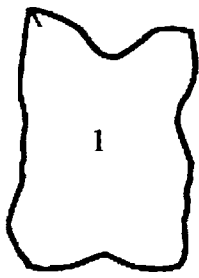


22  
NHM 1937 6.9.1♀



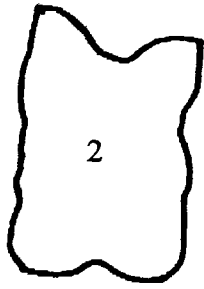
23  
NHM 1937 3 10.2♀

*Dama* Left Astragalus



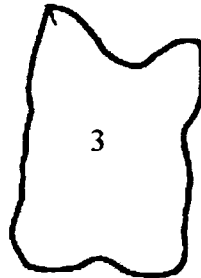
1

SH 493♂



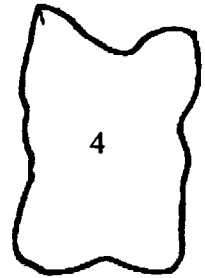
2

SH 42♂



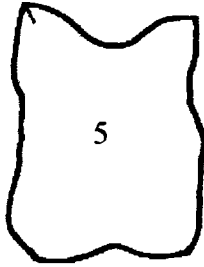
3

SH 494♂



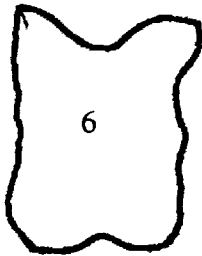
4

SH 776♀



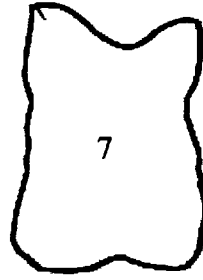
5

CB 333♂



6

DIC 171♀



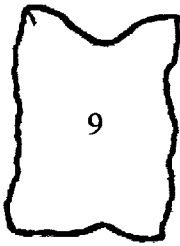
7

DIC 211♂



8

DIC 212♀



9

DIC 218♀



10

DIC 233♀



11

DIC 257♂



12

DIC 258♂



13

DIC 259♂




14

DIC 8♂



15

DIC 18♀



16

DIC 23♂



17

DIC 691♀



18

CC 37♀



19

NHM 1936 11 3 1♂



20

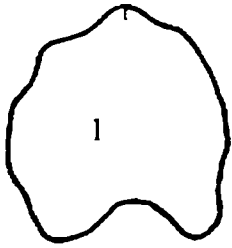
NHM 1937 3 10 2♀



21

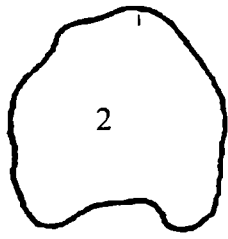
NHM 1937 6 9 1♀

*Dama* Proximal Left Metatarsus



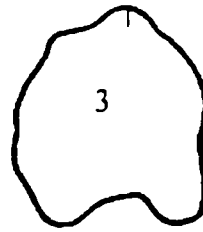
1

SH 42♂



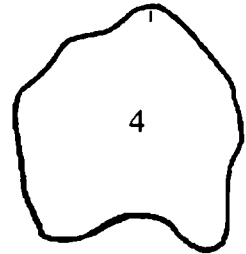
2

SH 494♂



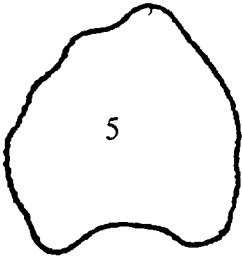
3

SH 776♀



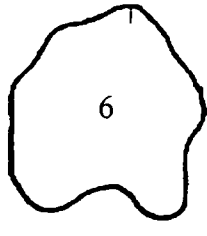
4

CB 333♂



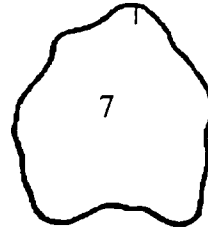
5

DIC 211♂



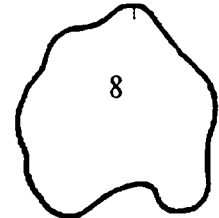
6

DIC 212♀



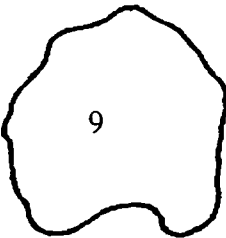
7

DIC 200♀



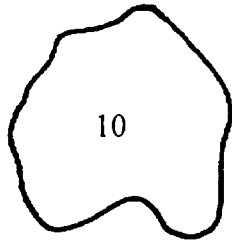
8

DIC 218♀



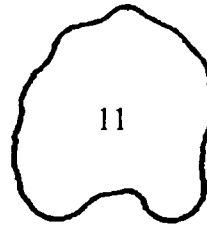
9

DIC 258♂



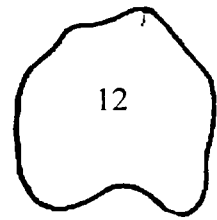
10

DIC 259♂



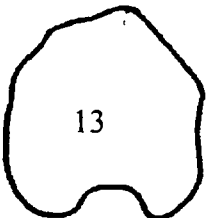
11

DIC 14♀



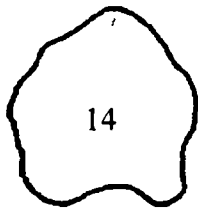
12

DIC K1♀



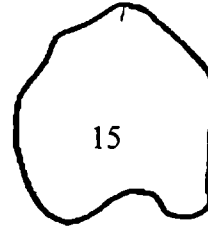
13

DIC K7♀



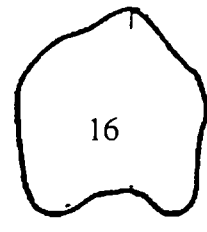
14

DIC K25♀



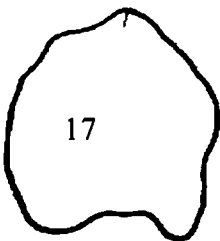
15

DIC K26♀



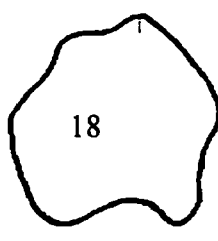
16

DIC K28♀



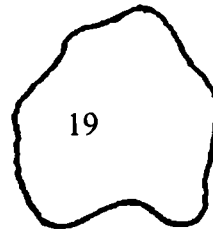
17

DIC N21♂



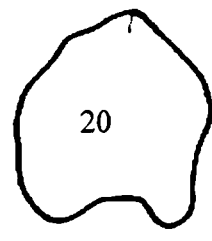
18

DIC N22♂



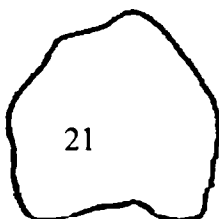
19

DIC N23♂



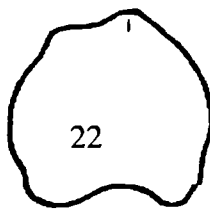
20

DIC 31♀



21

DIC N35♀



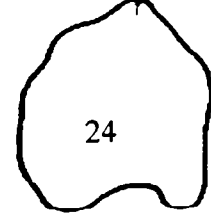
22

DIC K37♀



23

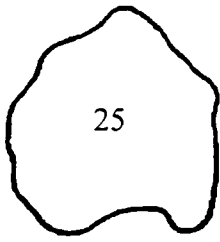
DIC K38♀



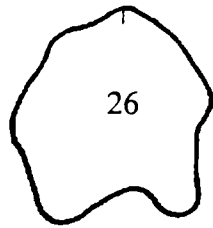
24

DIC K39♀

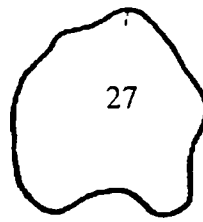
*Dama* Proximal Left Metatarsus (continued)



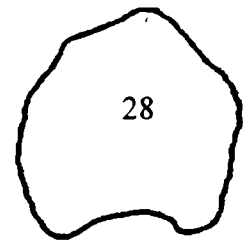
DIC N40♂



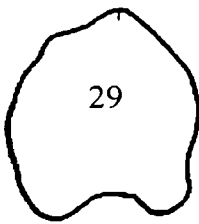
DIC N42♂



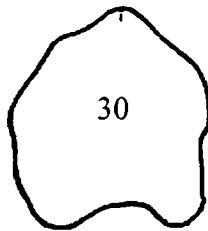
DIC N45♀



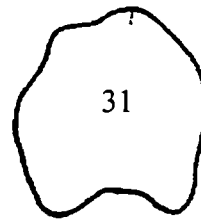
DIC N46♂



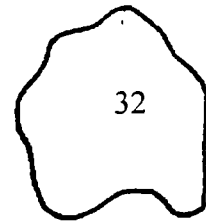
DIC N48♀



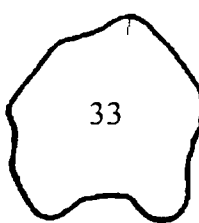
DIC N50♀



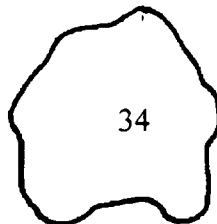
DIC N52♀



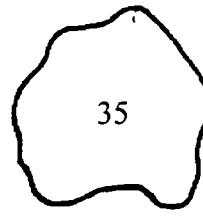
DIC N53F♀



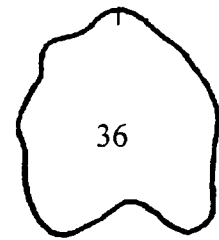
DIC N55♀



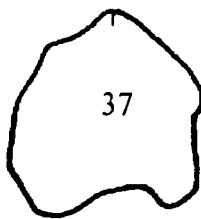
DIC N56♂



CC37♀



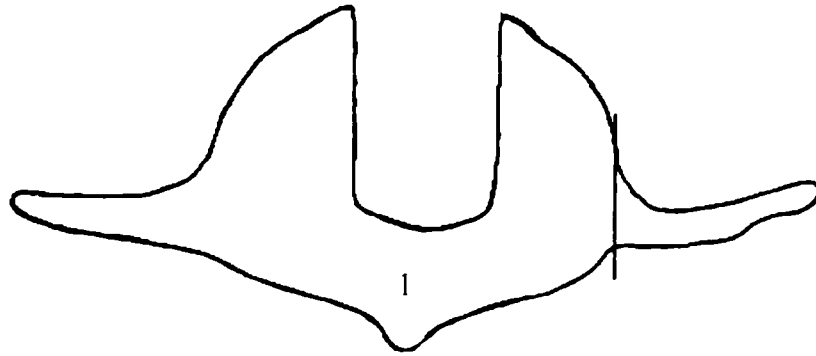
NHM 1936 11 3.1♂



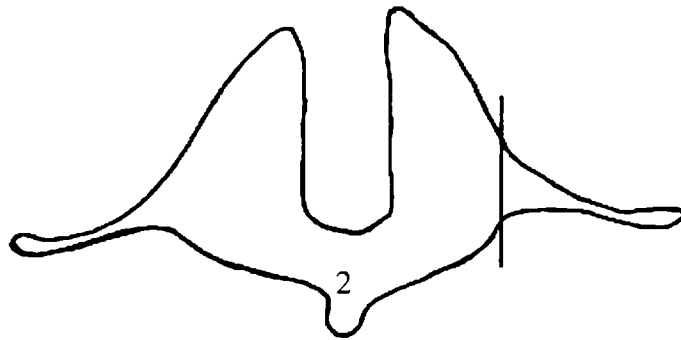
NHM 1937.6.9.1♀



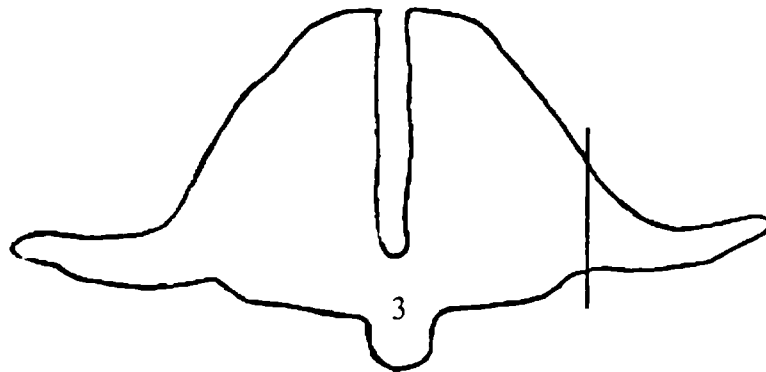
*Cervus Atlas*



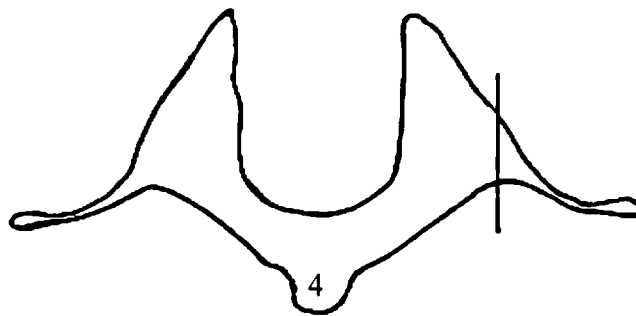
OCM 19348 ♂



OCM 19502 ♀

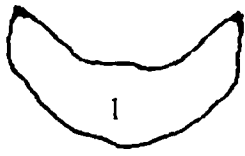


EUA D24 ♂

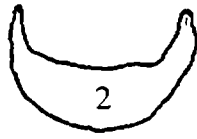


EUA B21 ♀

*Cervus Axis*



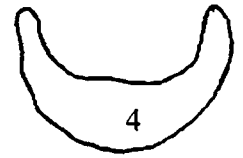
OCM 19348♂



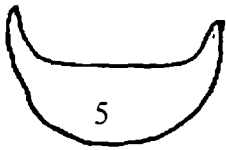
OCM 19502♀



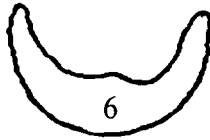
EUA B21♀



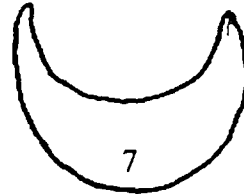
EUA D24♂



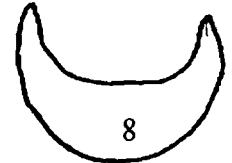
SH 122♀



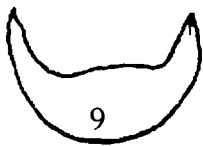
CB 318♀



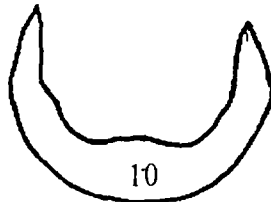
CB 334♂



SF 31♀



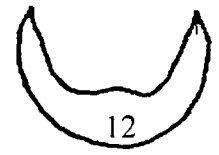
EAU 2♀



NHM 1892.3 16 3♂




NHM 1866 8 6 12♂



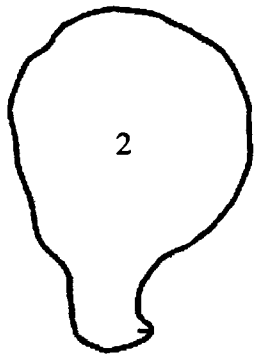
NHM 1853 3 7 31♀

*Cervus* Left Glenoid Fossa



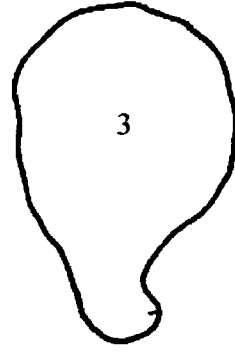
1

OCM 19348♂



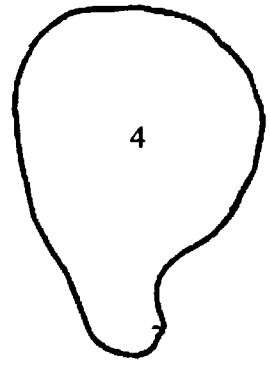
2

OCM 19502♀



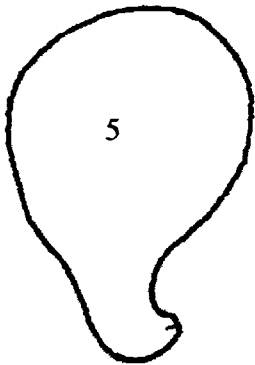
3

EUA B21♀



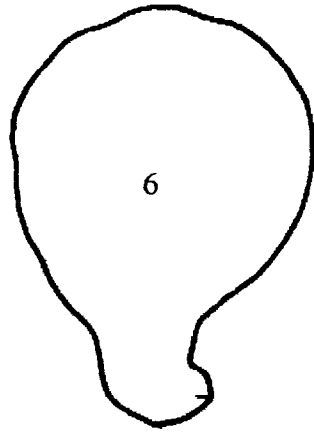
4

EUA D24♂



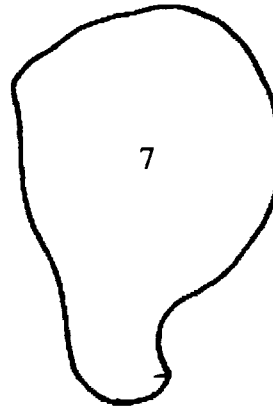
5

SH 122♀



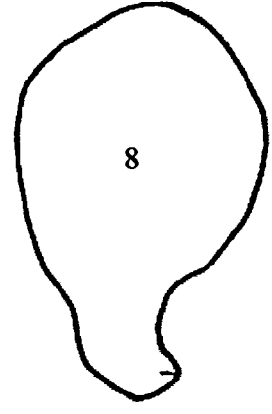
6

CB 334♂



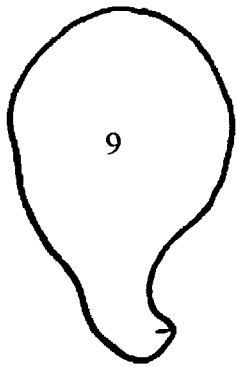
7

DIC 195♂



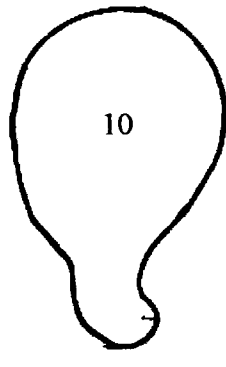
8

DIC 44♂



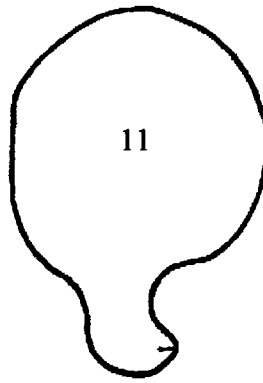
9

SF 41♀



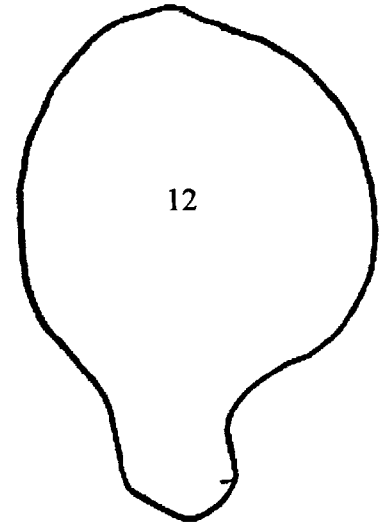
10

EAU 2♀



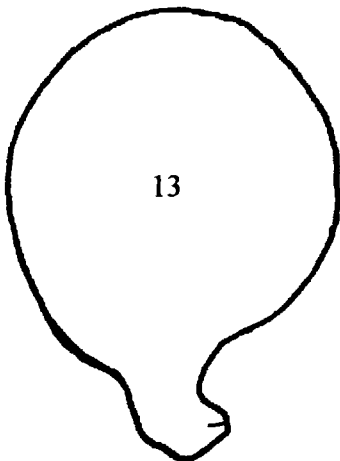
11

CC 132♂




12

NHM 1892 3 16 3♂



13

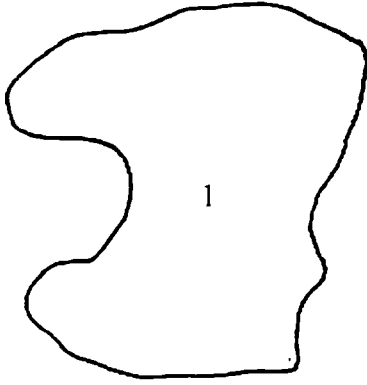
NHM 1866 8 6 12♂



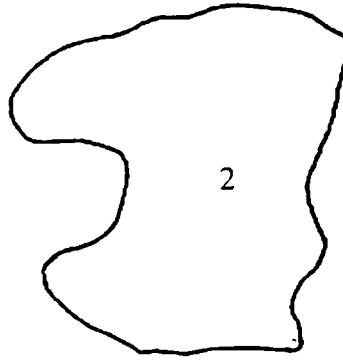
14

NHM 1853 3 7 31♀

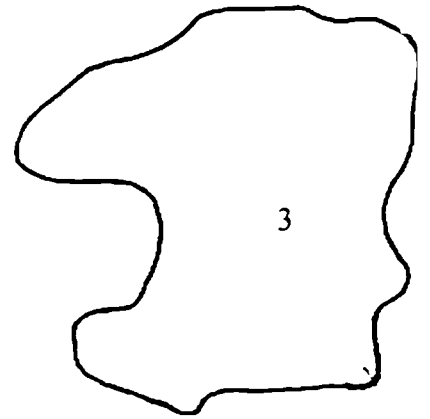
*Cervus* Distal Left Humerus



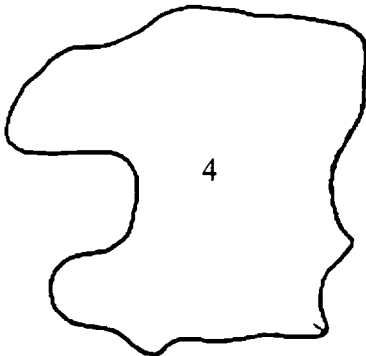
OCM 19348♂



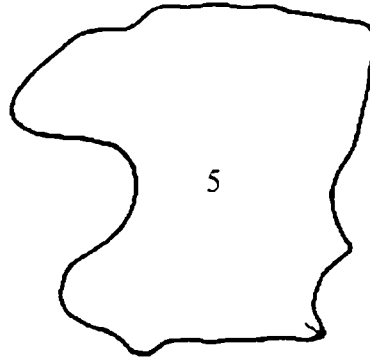
OCM 19502♀



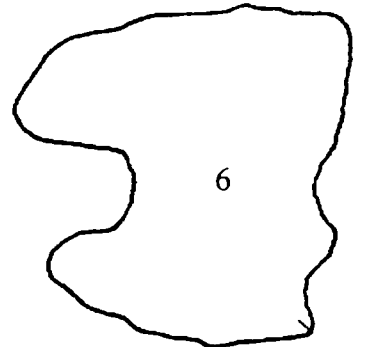
AML 8♂



AML 454♀



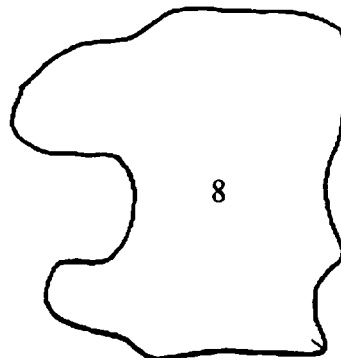
AML 563♀



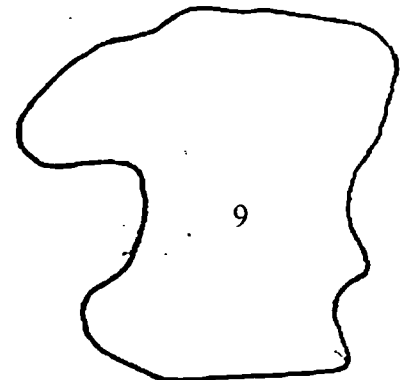
EUA B21♀



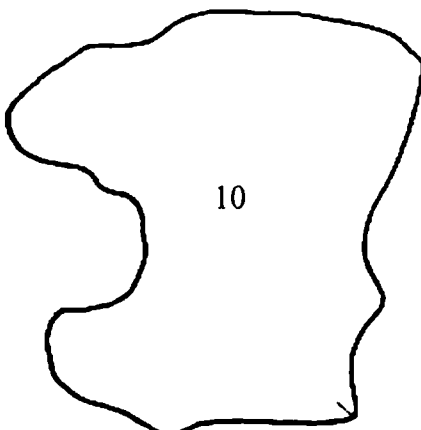
EUA D24♂



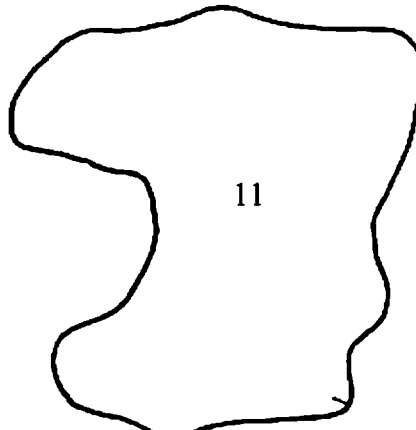
SH 122♀



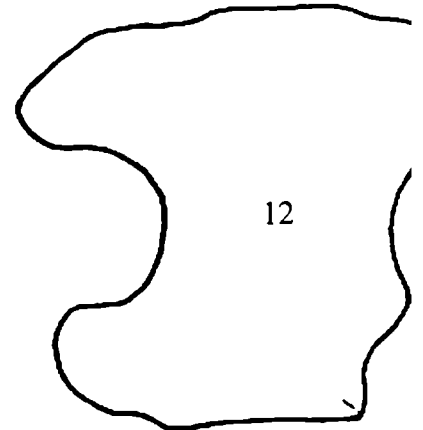
CB 318♀



CB 334♂

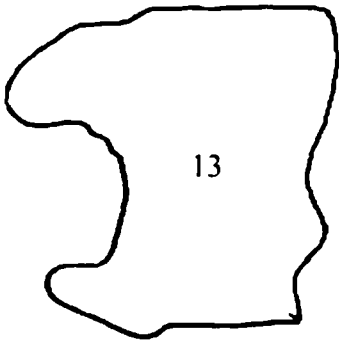


DIC 195♂



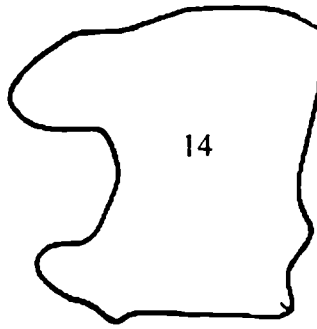
DIC 44♂

*Cervus* Distal Left Humerus (continued)



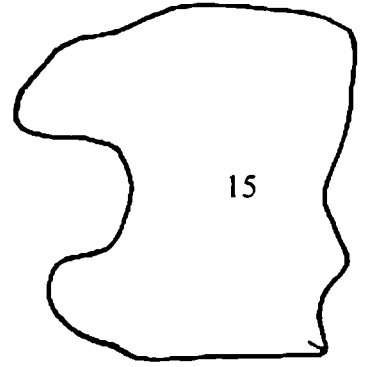
13

SF 41F



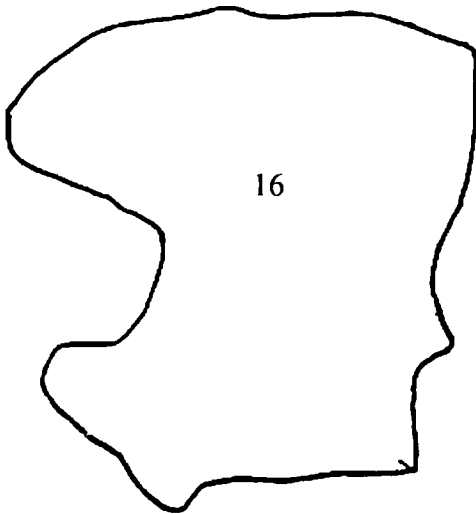
14

EAU 2♀



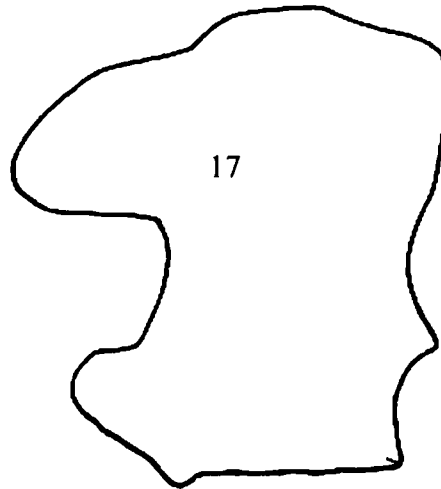
15

CC 132♂



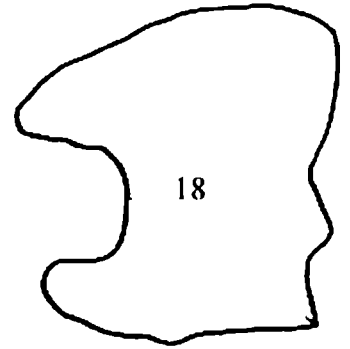
16

NIIM 1892.3 16 3M



17

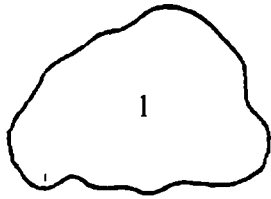
NIIM 1866 8 6.12M



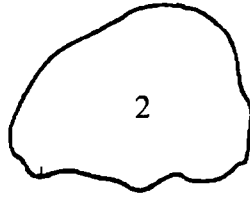
18

NIIM 1853 3 7 31F

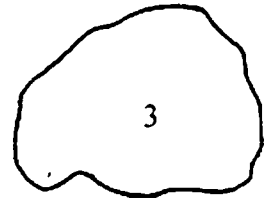
*Cervus* Proximal Left Metacarpus



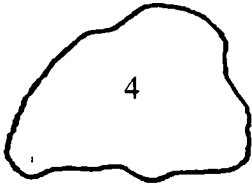
CCB 19502♀



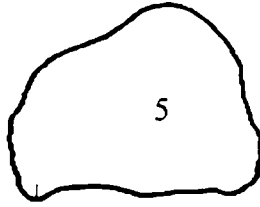
EUA B21♀




EUA D24♂




SH 122♀



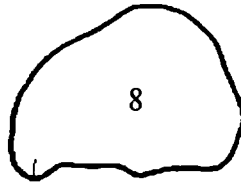
SH 601♂



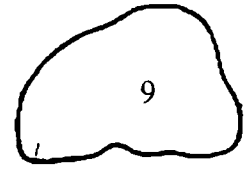
CB 318♀



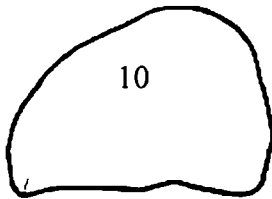
DIC 195♂



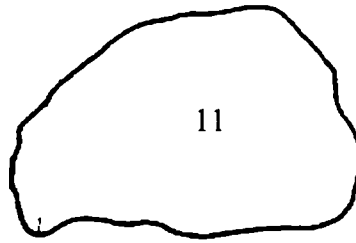
SH 41♀



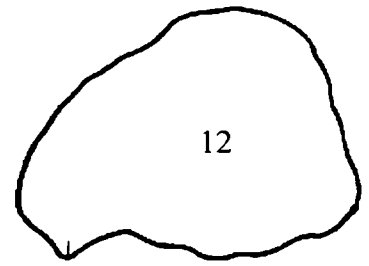
EAU 2♀



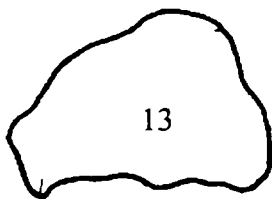
CC 132♂



NHM 1892.3.16 3♂

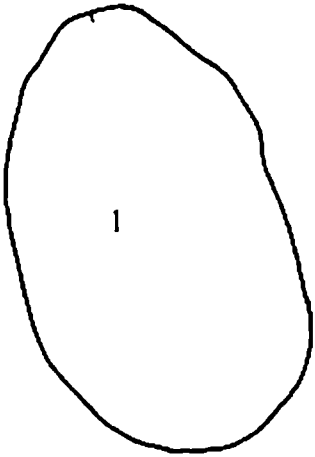


NHM 1866 8.6 12♂



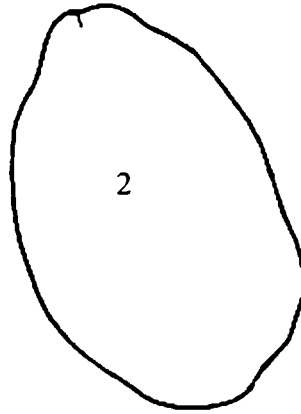
NHM 1853 3.7.31♀

*Cervus* Left Obturator Foramen



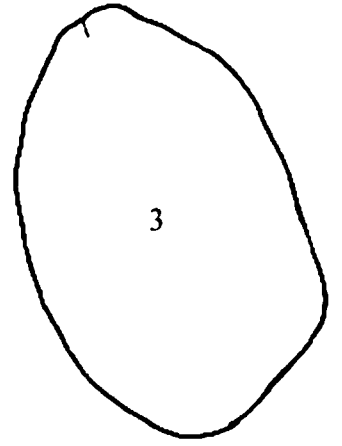
1

OCM 19348♂



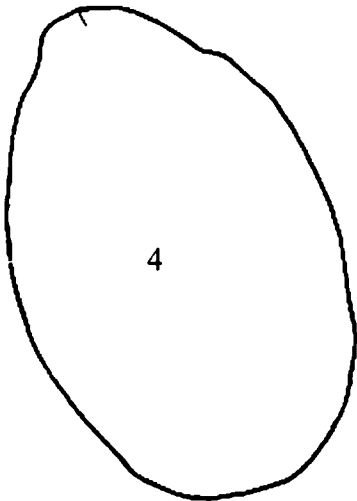
2

OCM 19502♀



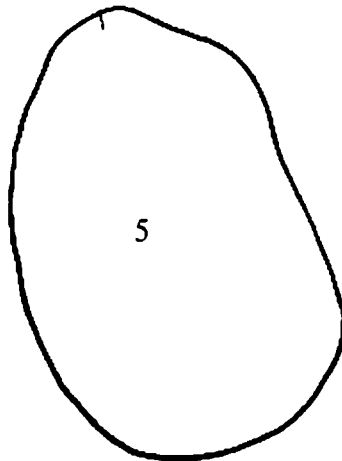
3

EUA B21♀



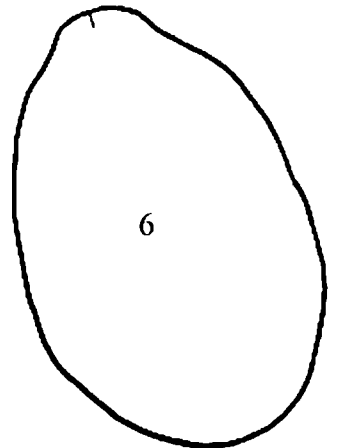
4

EUA D24♂



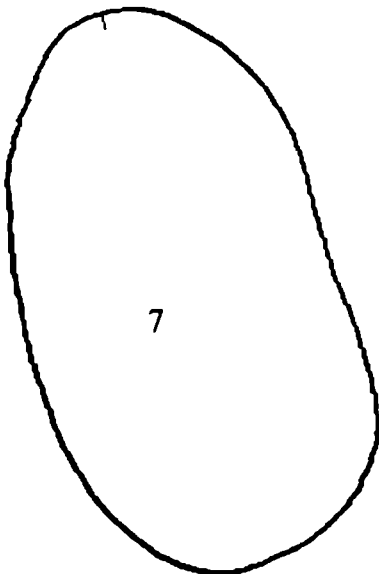
5

SH 122♀



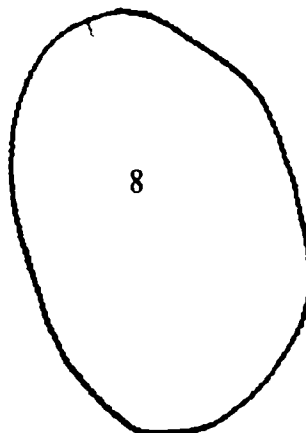
6

CB 318♀



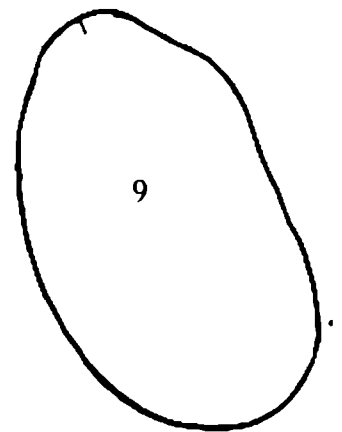
7

DIC 44♂



8

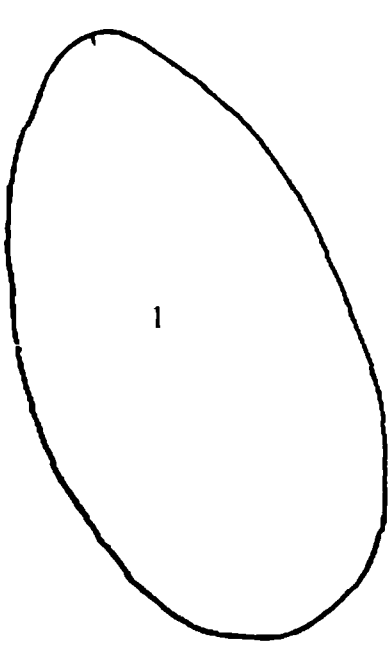
SF 41♀



9

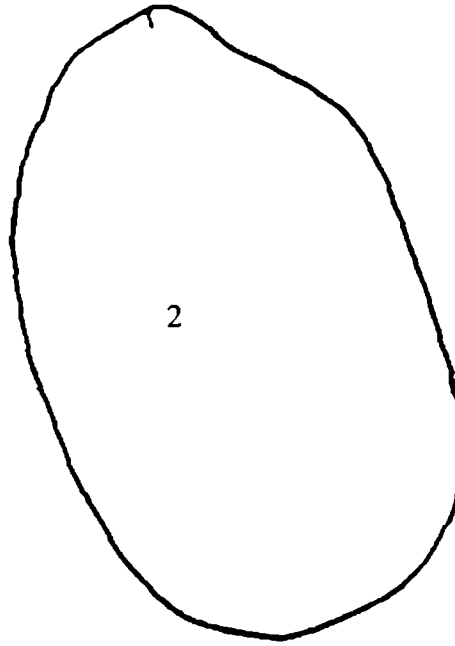
EAU 2♀

*Cervus* Left Obturator Foramen(continued)



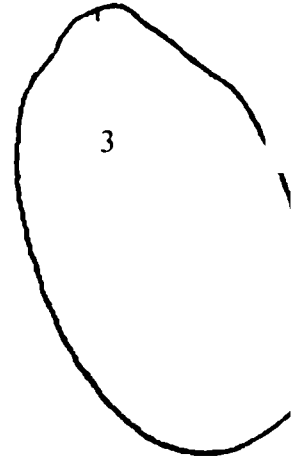
1

NHM 1892.3.16.3♂



2

NHM 1866.8.6.12♂



3

NHM 1853.3.7.31♀



*Cervus* Left Pubis



OCM 19502♀



OCM 19348♂



EUA B21♀



EUA D24♂



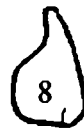
SH 122♀



CB 318♀



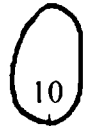
DIC 44♂



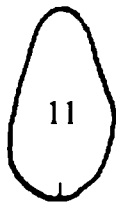
SF 41♀



EAU 2♀



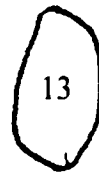
CC 132♂



NHM 1892.3.16.3♂




NHM 1866.8.6.12♂



NHM 1853.3 7.31♀


*Cervus* Proximal Left Femur

Appendix D.4: *Cervus*




1

OCM 19348♂




2

OCM 19502♀



3

AML 8♂




4

AML 454♀



5

AML 563♀




6

EUA B21♀



7

EUA D24♂



8

SH 122♀



9

CB 318♀



10

CB 334♂

*Cervus* Proximal Left Femur (continued)



DIC 44♂

11




DIC 41♀

12



EUA 2♀

13




NHM 1892 3 16 3♂

14



NHM 1866 8.6.12♂

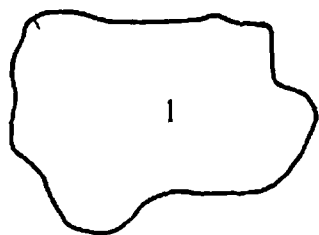
15



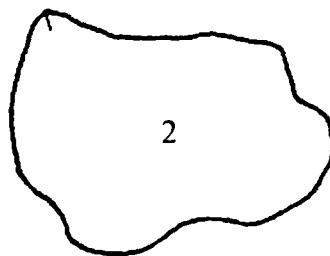
NHM 1853 3 7.31♀

16

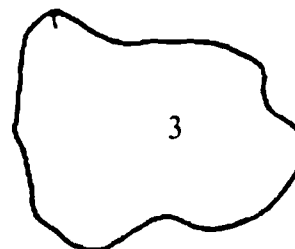
*Cervus* Distal Left Tibia



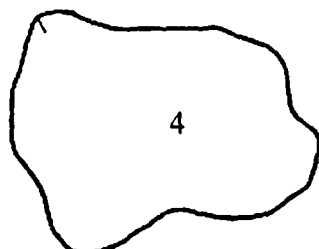
OCM 19348♂



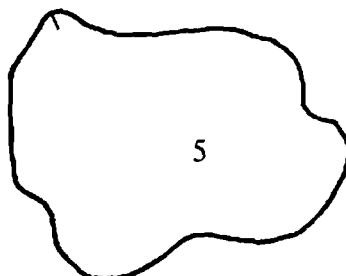
OCM 19502♀



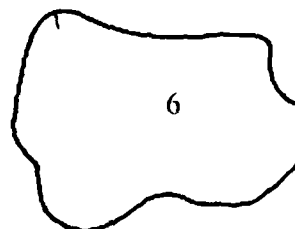
AML 454♀



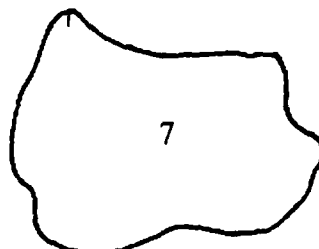
AML 563♀



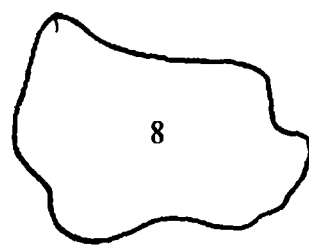
AML 8♂



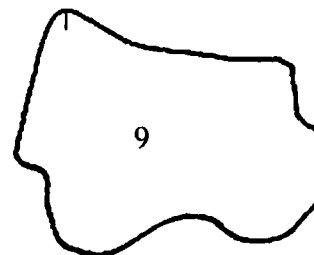
EUA B21♀



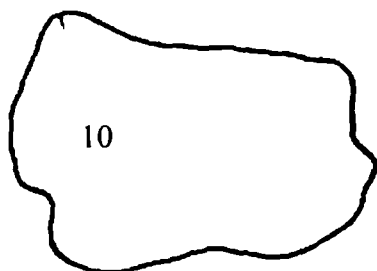
EUA D24♂



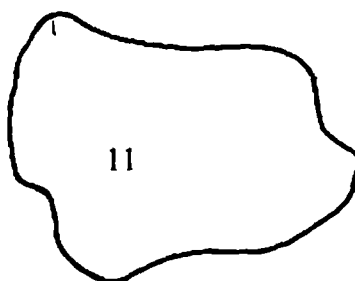
SH 122♀



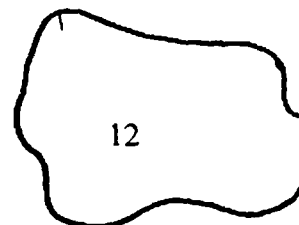
CB 318♀



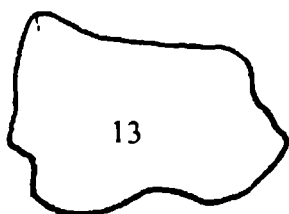
DIC 195♂



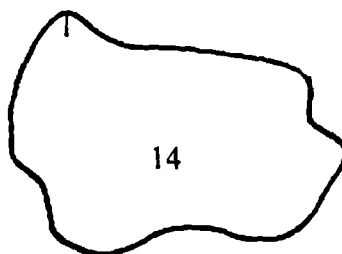
DIC 44♂



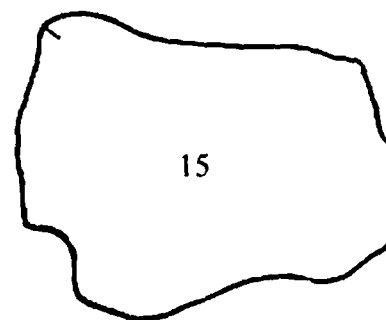
SF 41♀



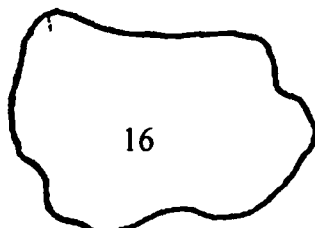
EAU 2♀



CC 132♂

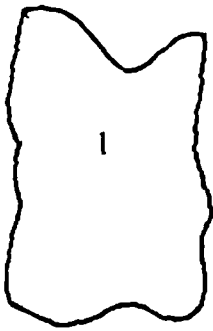


NHM 1866 8.6.12♂



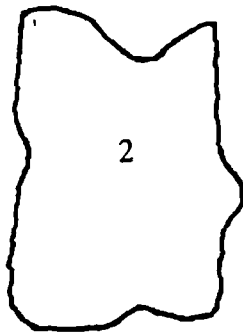
NHM 1853.3.7.31♀

*Cervus* Left Astragalus



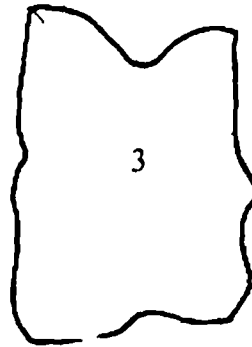
1

SH 122♀




2

CB 318♀



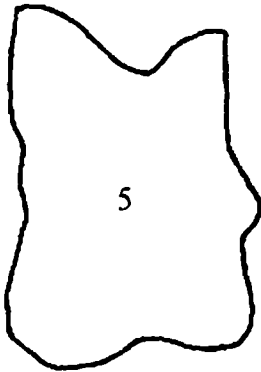
3

CB 334♂



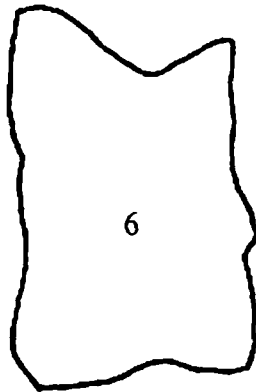
4

CB 354♀



5

DIC 195♂



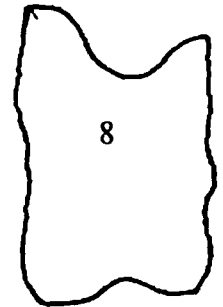
6

DIC 44♂



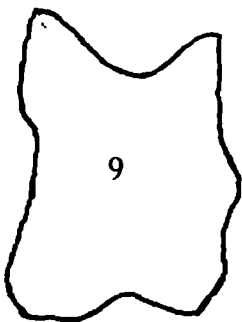
7

SF 41♀




8

EAU 2♀




9

CC 132♂



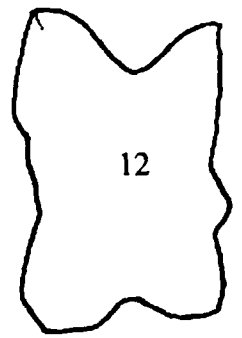
10

NHM 1892.3.16.2♂



11

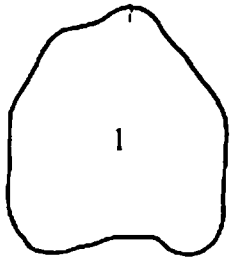
NHM 1866.8.6.12♂



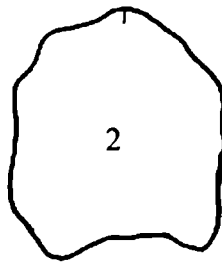
12

NHM 1853.3.7.31♀

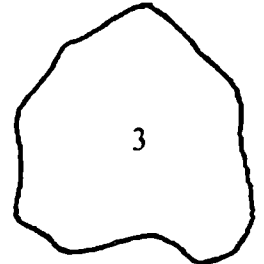
*Cervus* Proximal Left Metatarsus



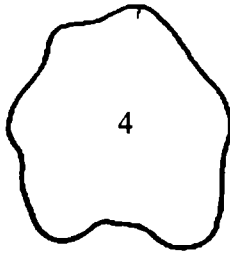
OCM 19502♀



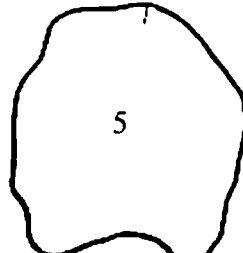
EUA B21♀



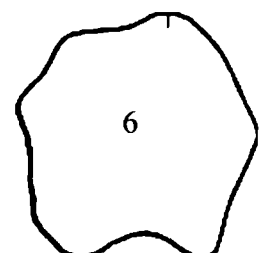
EUA D24♂



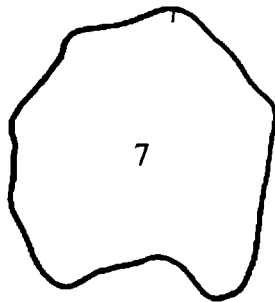
SH 122♀



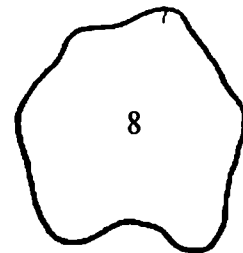
SH 601♂



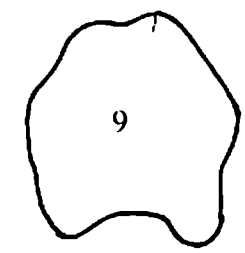
CB 318♀



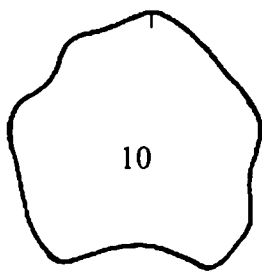
DIC 195♂



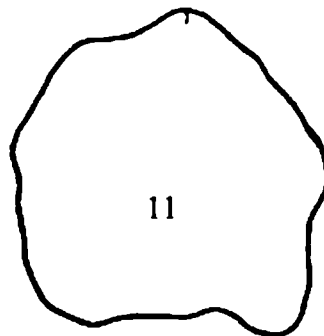
SF 41♀



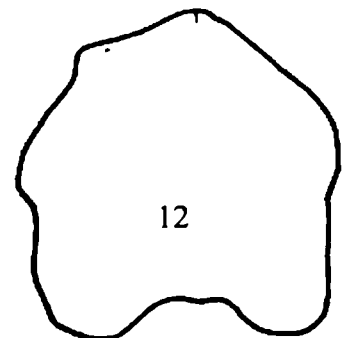
AML 2♀



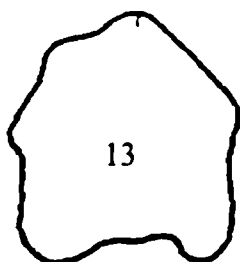
CC 132♂



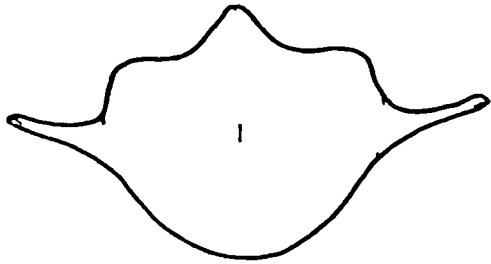
NHM 1892 3.16.3♂



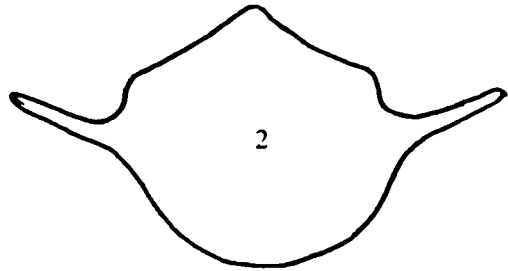
NHM 1866 12♂



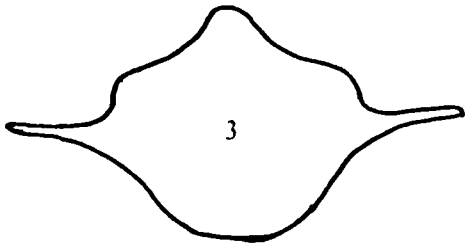
NHM 1853.3.7.31♀



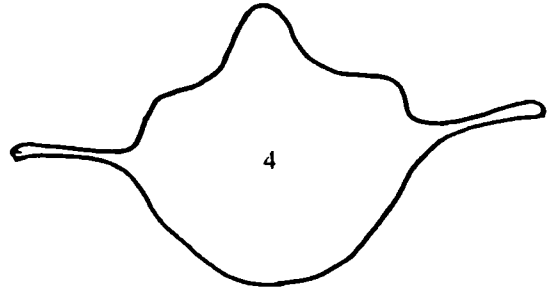
AML 2894 ♂



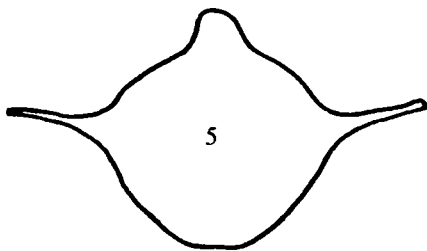
AML 2914 ♂



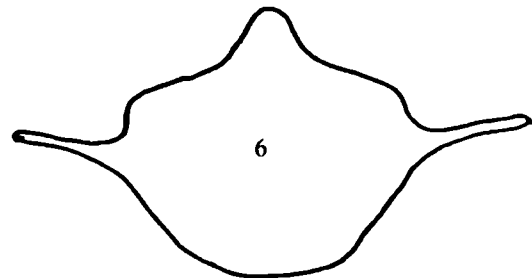
AML 1490 ♀



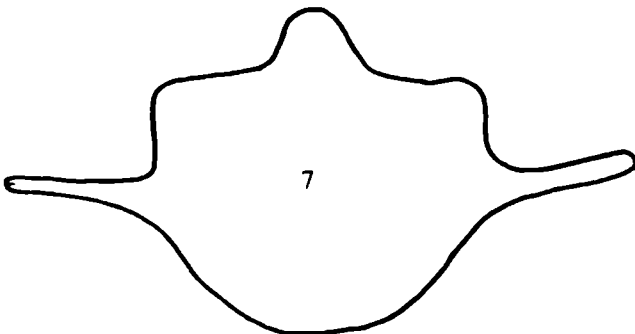
AML 2943 ♂



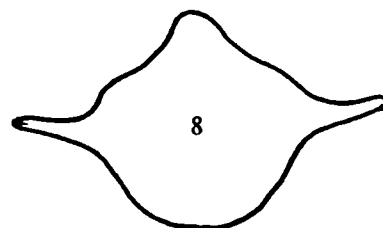
AML 1308 ♀



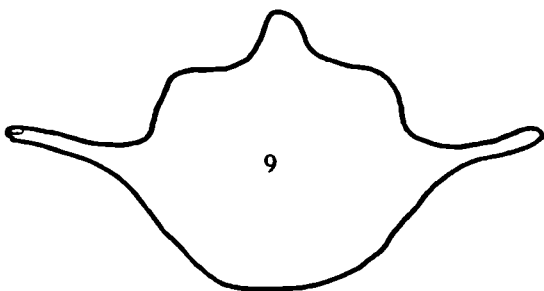
AML 2978 ♂



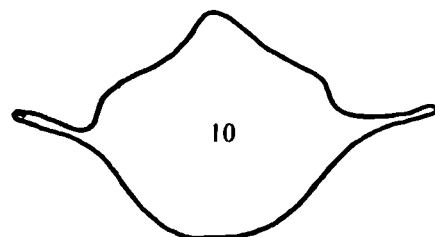
AML 2573 ♂



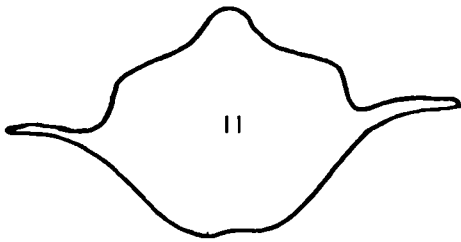
AML 2778 ♀



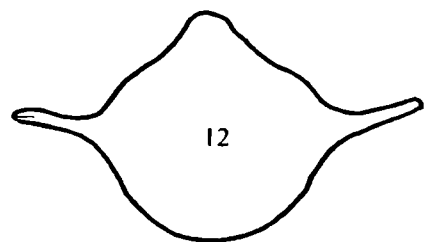
AML 2567 ♀



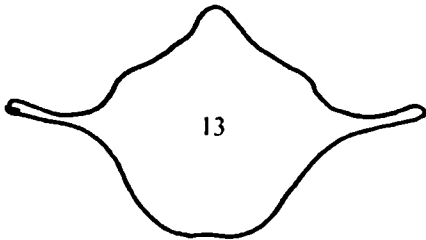
AML 1493 ♀



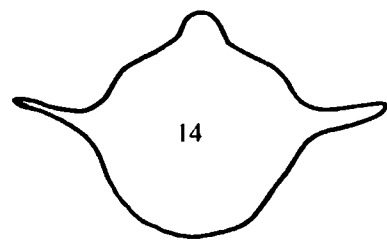
AML 1488 ♀



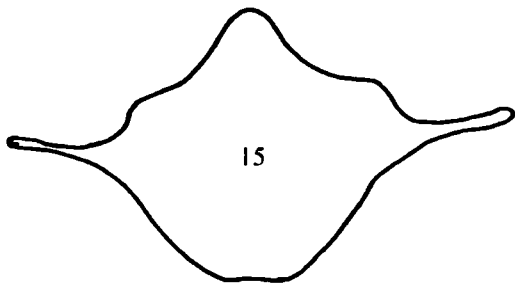
AML 2227 ♀



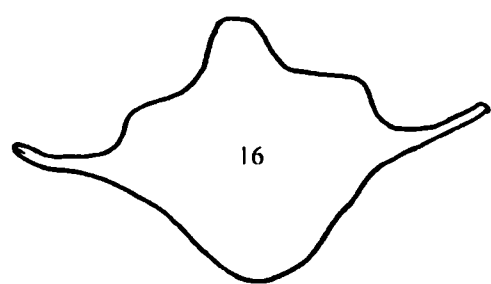
AML 2228 ♀



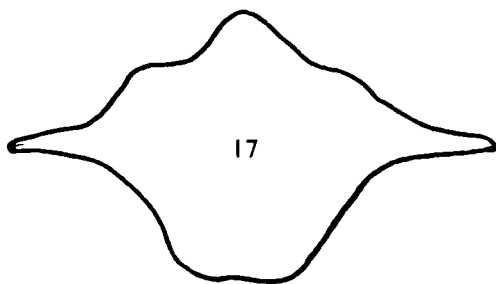
AML 2226 ♀



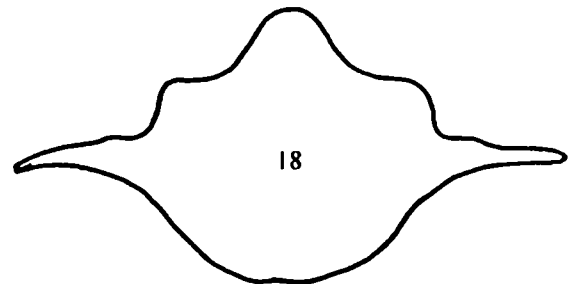
AML 460 ♂



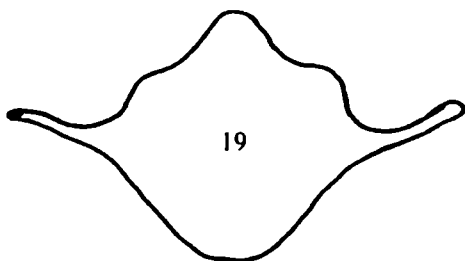
AML 2832 ♂



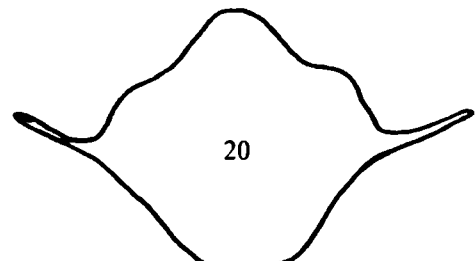
AML 1487 ♂



AML 2044 ♂

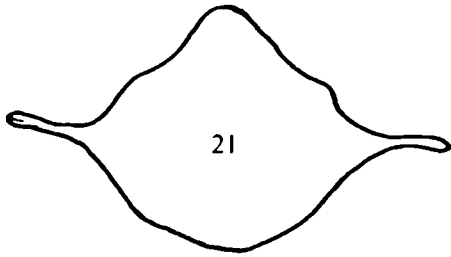


AML 2948 ♂

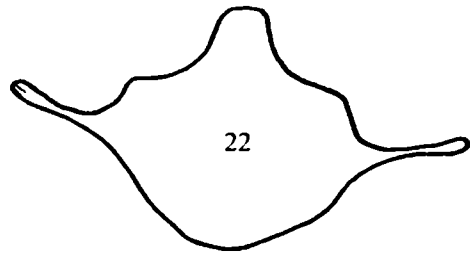


AML 2945 ♂

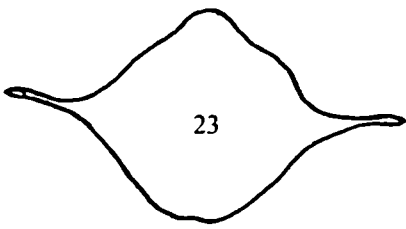




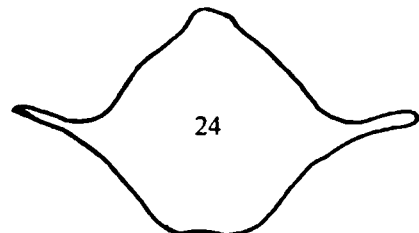
AML 1489 ♀



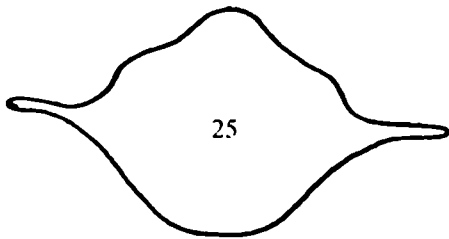
AML 1491 ♀



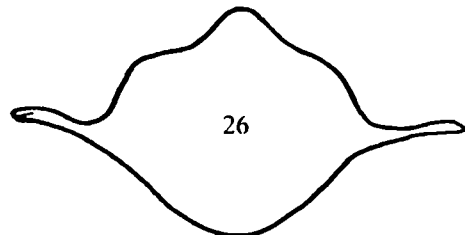
AML 2224 ♀



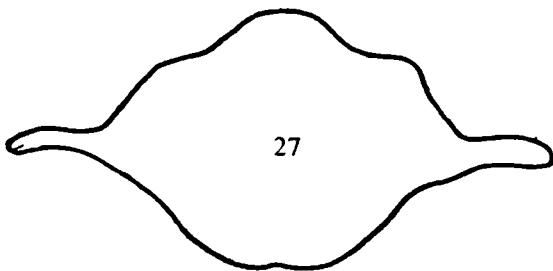
AML 2225 ♀



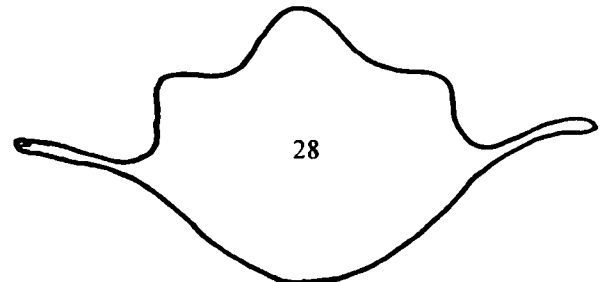
SH 868 ♀



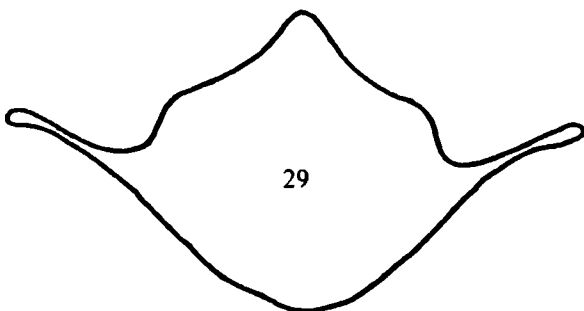
SF 45 ♀



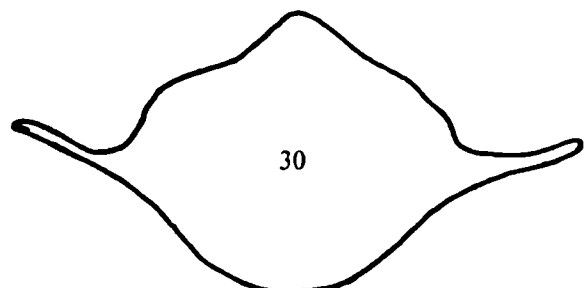
SF 43 ♂



EAU 547 ♂

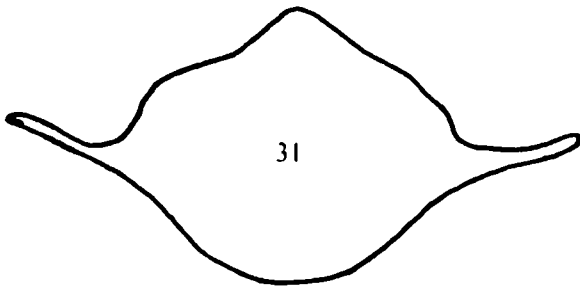


EAU 553 ♂



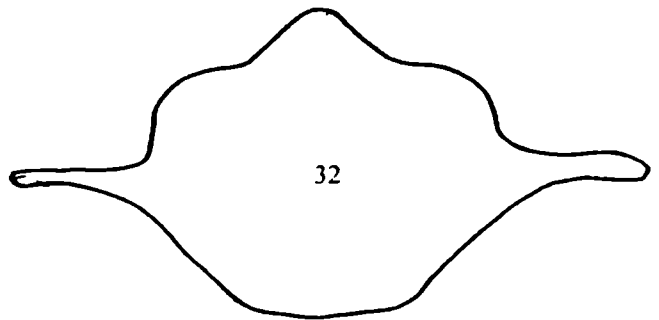
EAU 661 ♂

*Ovis* Atlas



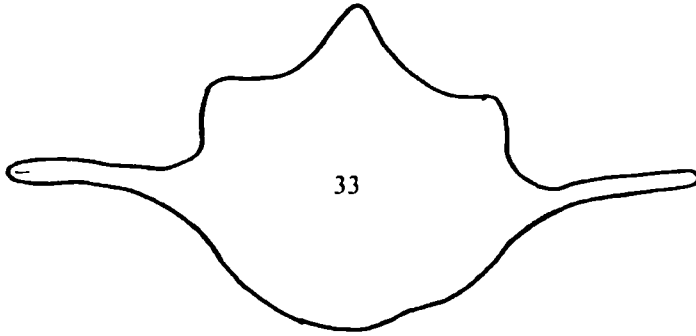
31

BR 600 ♀



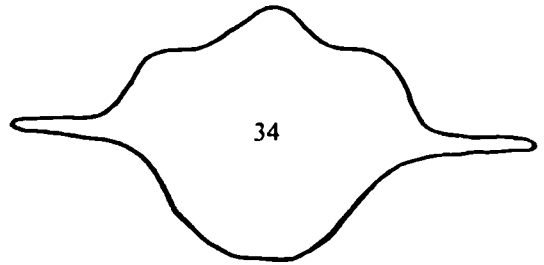
32

EAU 643 ♂



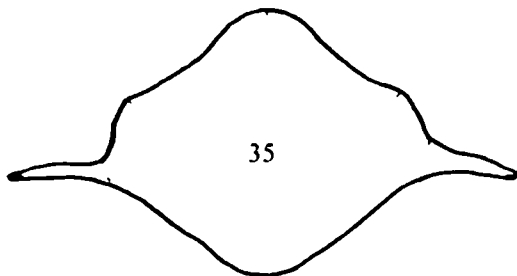
33

EAU 621 ♂



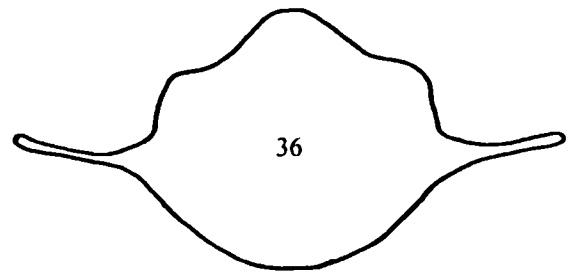
34

DH 2 ♂



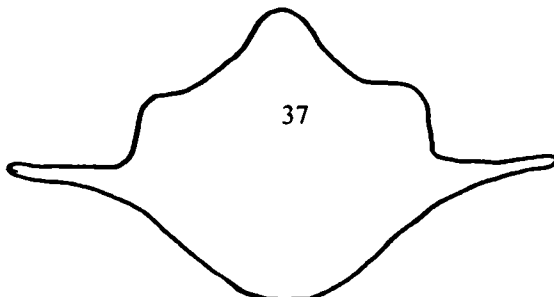
35

FLA 5(1) ♀



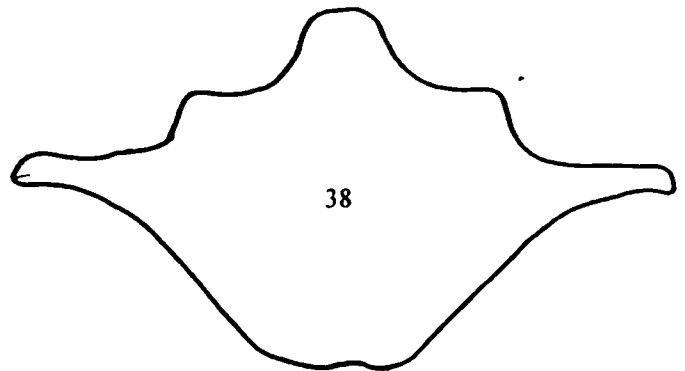
36

FLA 40 ♀



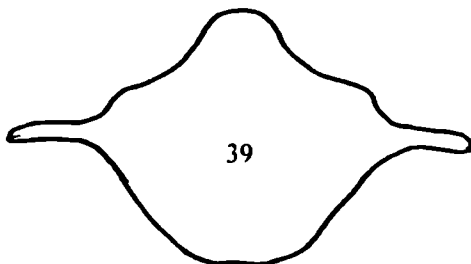
37

FLA 80 ♀



38


FLA 88 ♂



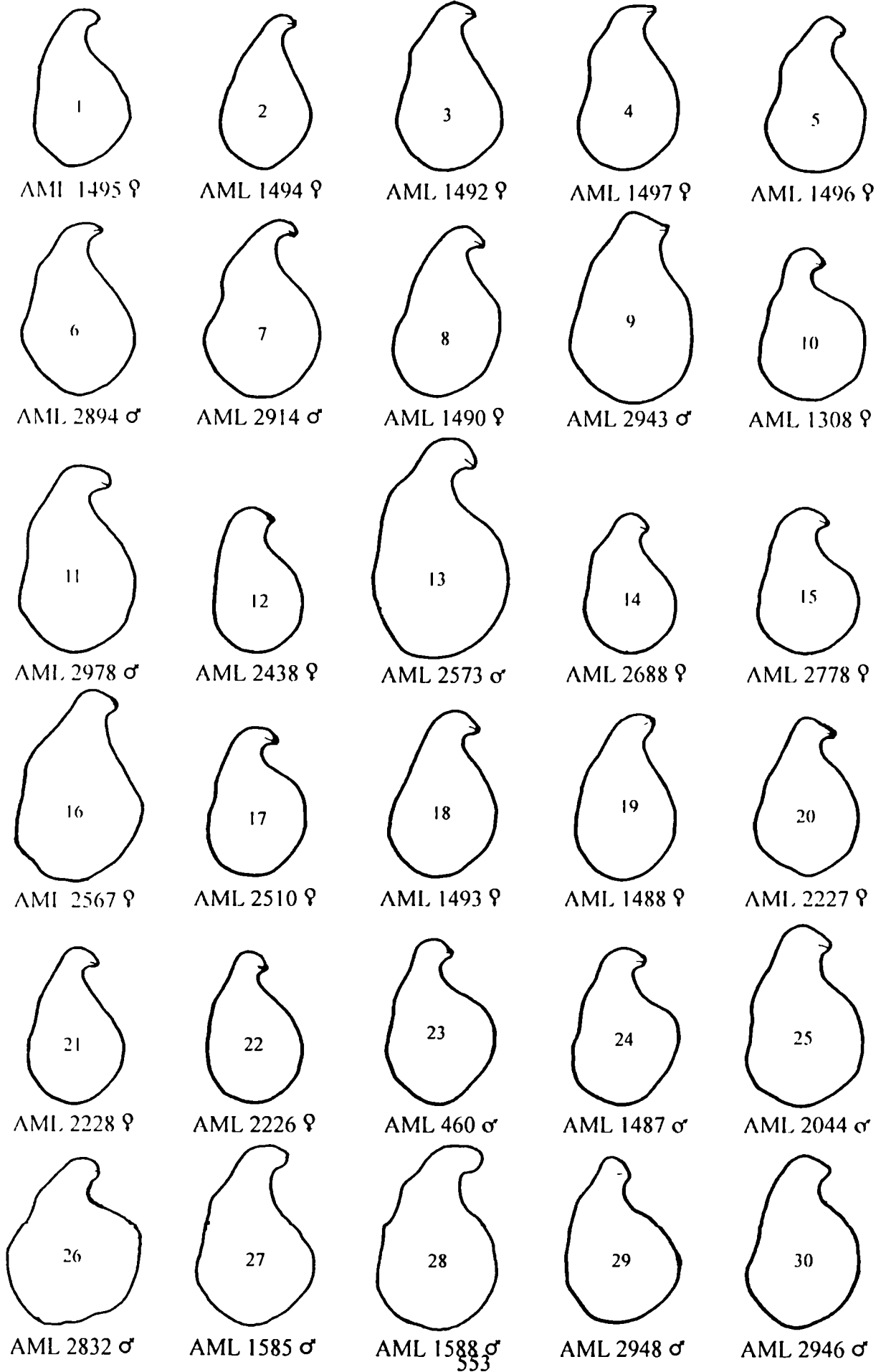
39

FLA 5(2) ♀

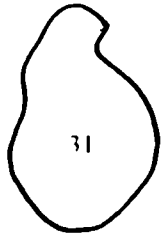
*Ovis Axis*



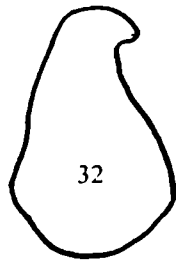
## Ovis Right Glenoid Fossa



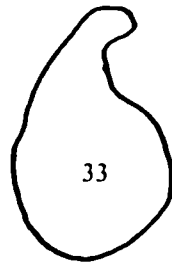
*Ovis* Right Glenoid Fossa



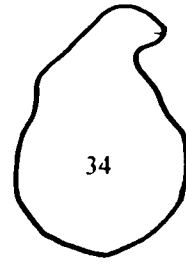
AML 2945 ♂



AML 1555 ♂



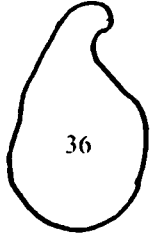
AML 1559 ♂



AML 1587 ♂



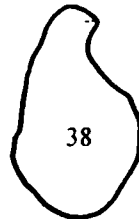
AML 1489 ♀



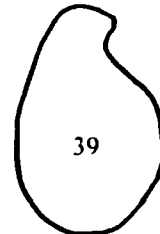
AML 1491 ♀



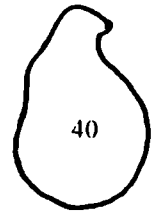
AML 2224 ♀



AML 2225 ♀



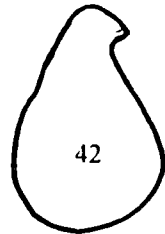
SH 868 ♀



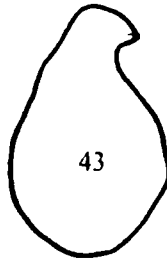
SH 485 ♀



SH 900 ♀



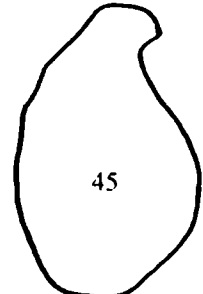
SF 45 ♀



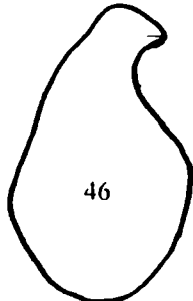
SF 43 ♂



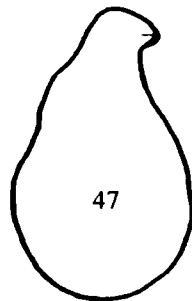
BR 600 ♀



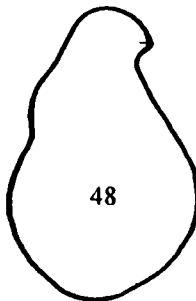
EAU 547 ♂



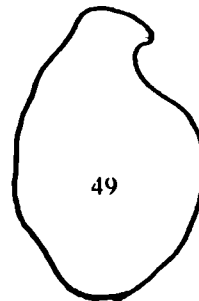
EAU 553 ♂



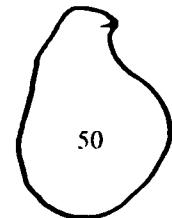
EAU 661 ♂



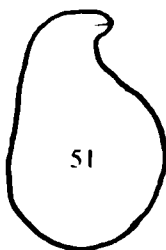
EAU 643 ♂



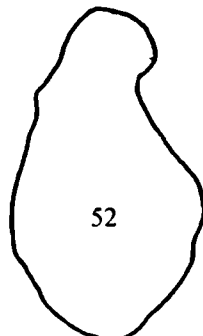
EAU 621 ♂



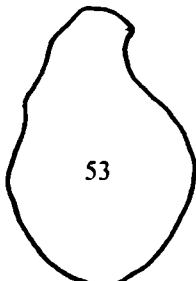
DH 2 ♂



DH 1 ♂



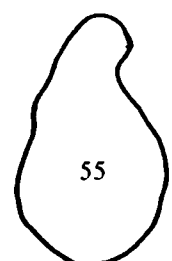
FLA 88 ♂



FLA 80 ♀




FLA 5(2) ♀

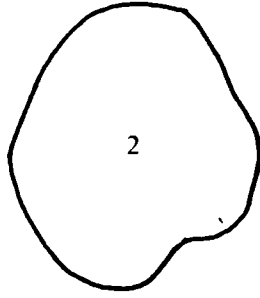


FLA 5(1) ♀

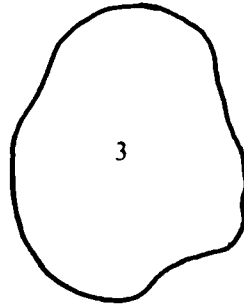
*Ovis* Proximal Right Humerus



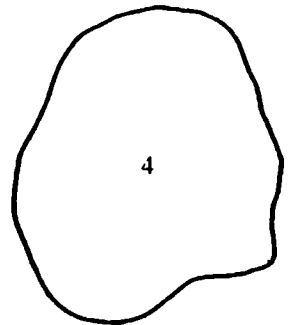
1  
AML 1495 ♀



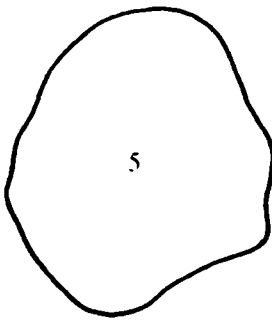
2  
AML 1494 ♀



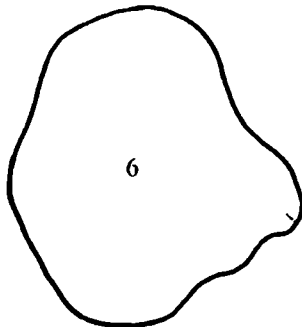
3  
AML 1492 ♀




4  
AML 1497 ♀



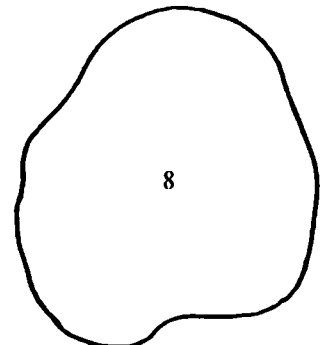
5  
AML 1496 ♀



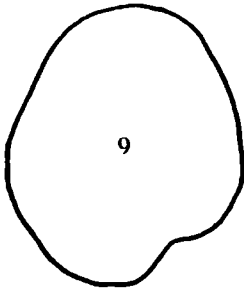
6  
AML 1490 ♀



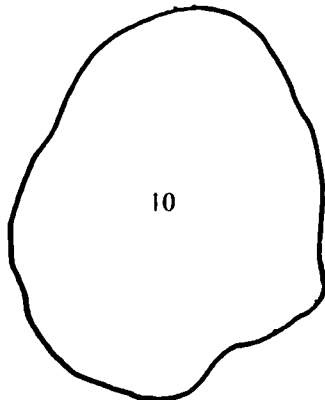
7  
AML 1308 ♀



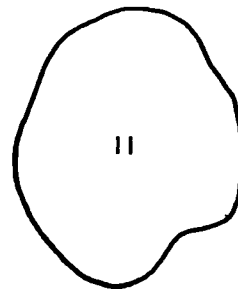
8  
AML 2978 ♂



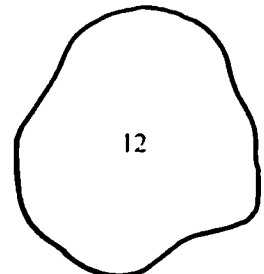
9  
AML 2438 ♀



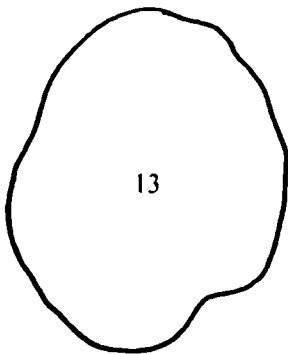
10  
AML 2573 ♂



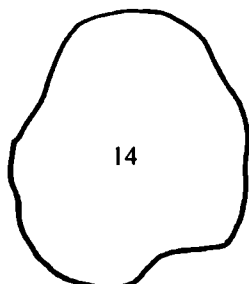
11  
AML 2688 ♀



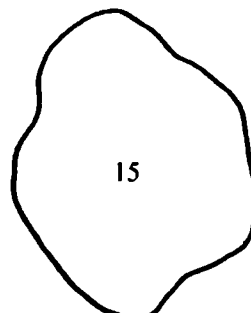
12  
AML 2770 ♀



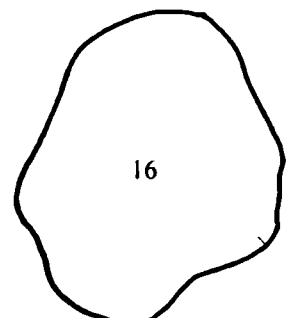
13  
AML 2567 ♀



14  
AML 2510 ♀

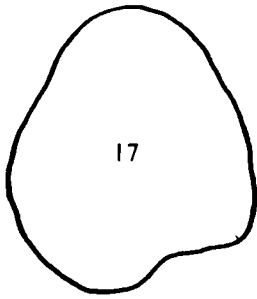


15  
AL 1493 ♀  
555



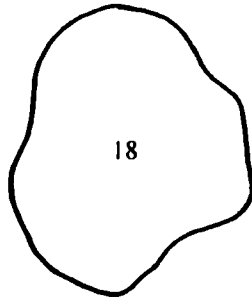
16  
AML 1488 ♀

# Ovis Proximal Right Humerus



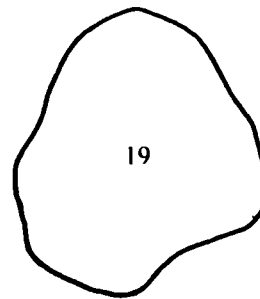
17

AML 2227 ♀



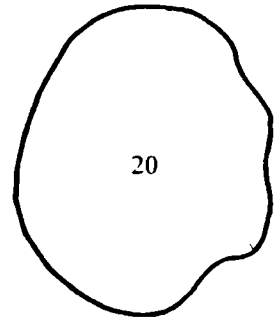
18

AML 2228 ♀



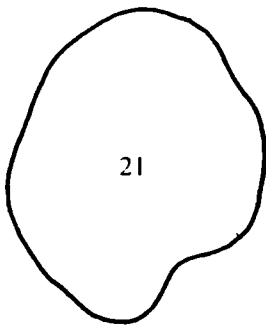
19

AML 2226 ♀



20

AML 460 ♂



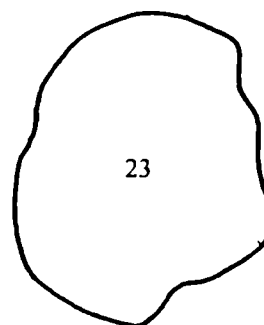
21

AML 1487 ♂



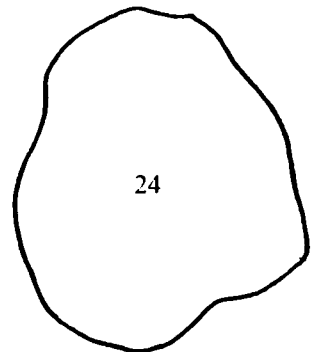
22

AML 2044 ♂



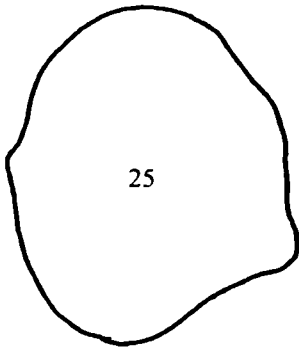
23

AML 2832 ♂



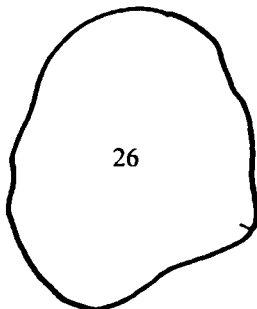
24

AML 1585 ♂



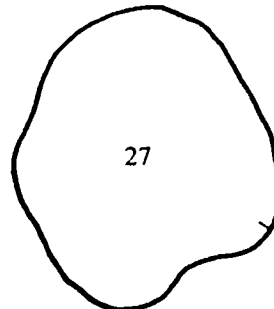
25

AML 1588 ♂



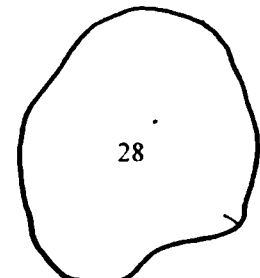
26

AML 2948 ♂



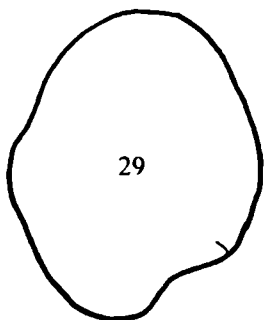
27

AML 2945 ♂



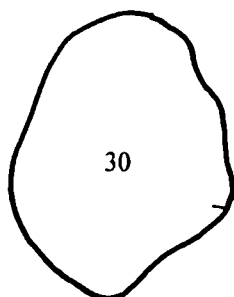
28

AML 1489 ♀



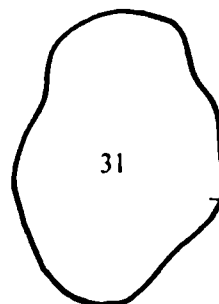
29

AML 1491 ♀



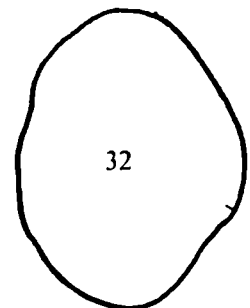
30

AML 2224 ♀



31

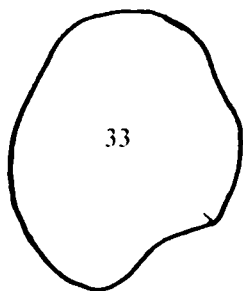
AML 2225 ♀



32

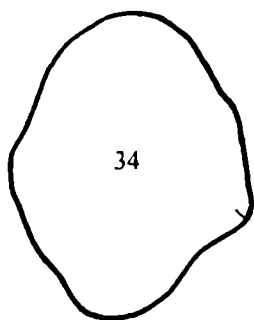
AML 868 ♀

*Ovis* Proximal Right Humerus



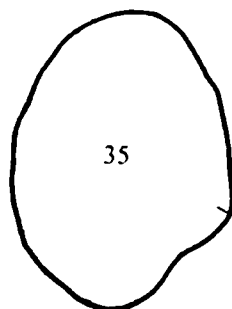
33

SH 485 ♀



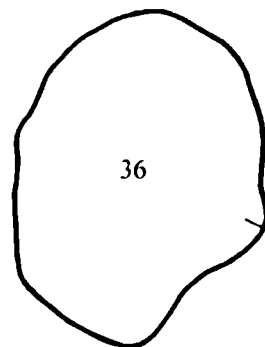
34

SH 900 ♀



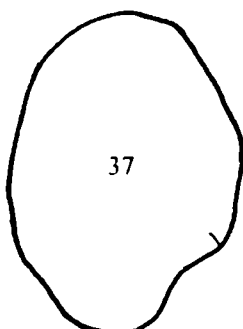
35

SF 45 ♀



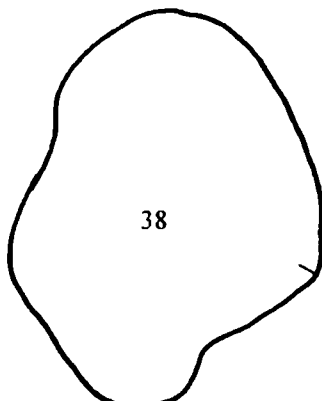
36

SF 43 ♂



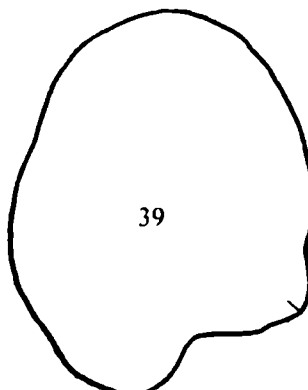
37

BR 600 ♀



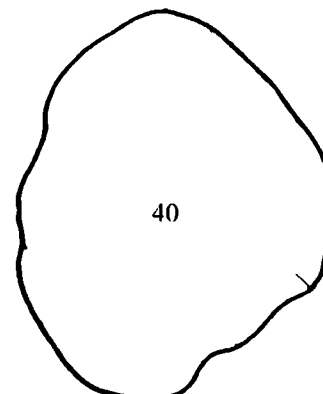
38

EAU 547 ♂



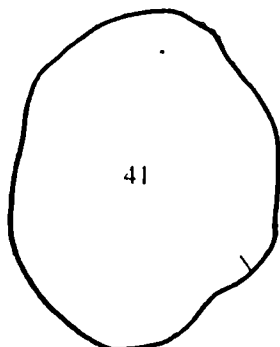
39

EAU 553 ♂



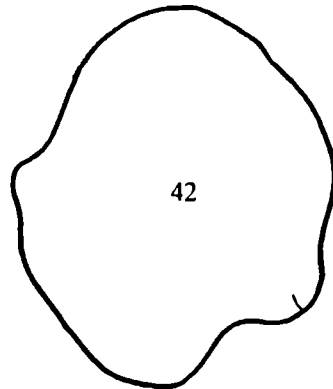
40

EAU 661 ♂



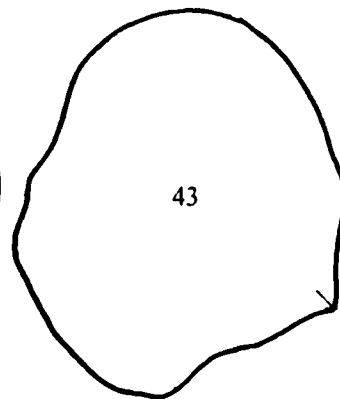
41

EAU 10 ♀



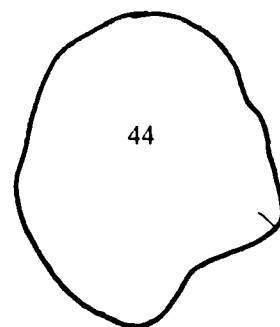
42

EAU 643 ♂



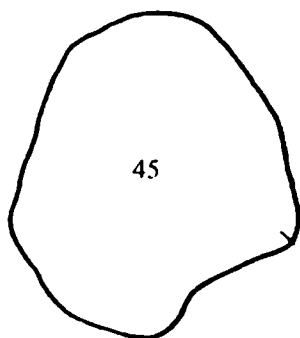
43

EAU 621 ♂



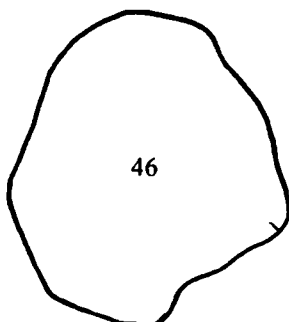
44

DH 2 ♂



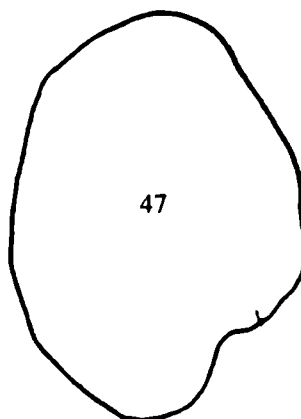
45

FLA 5(1) ♀



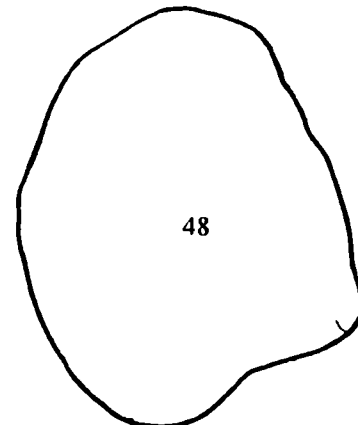
46

FLA 5(2) ♀



47

FLA 80 ♀

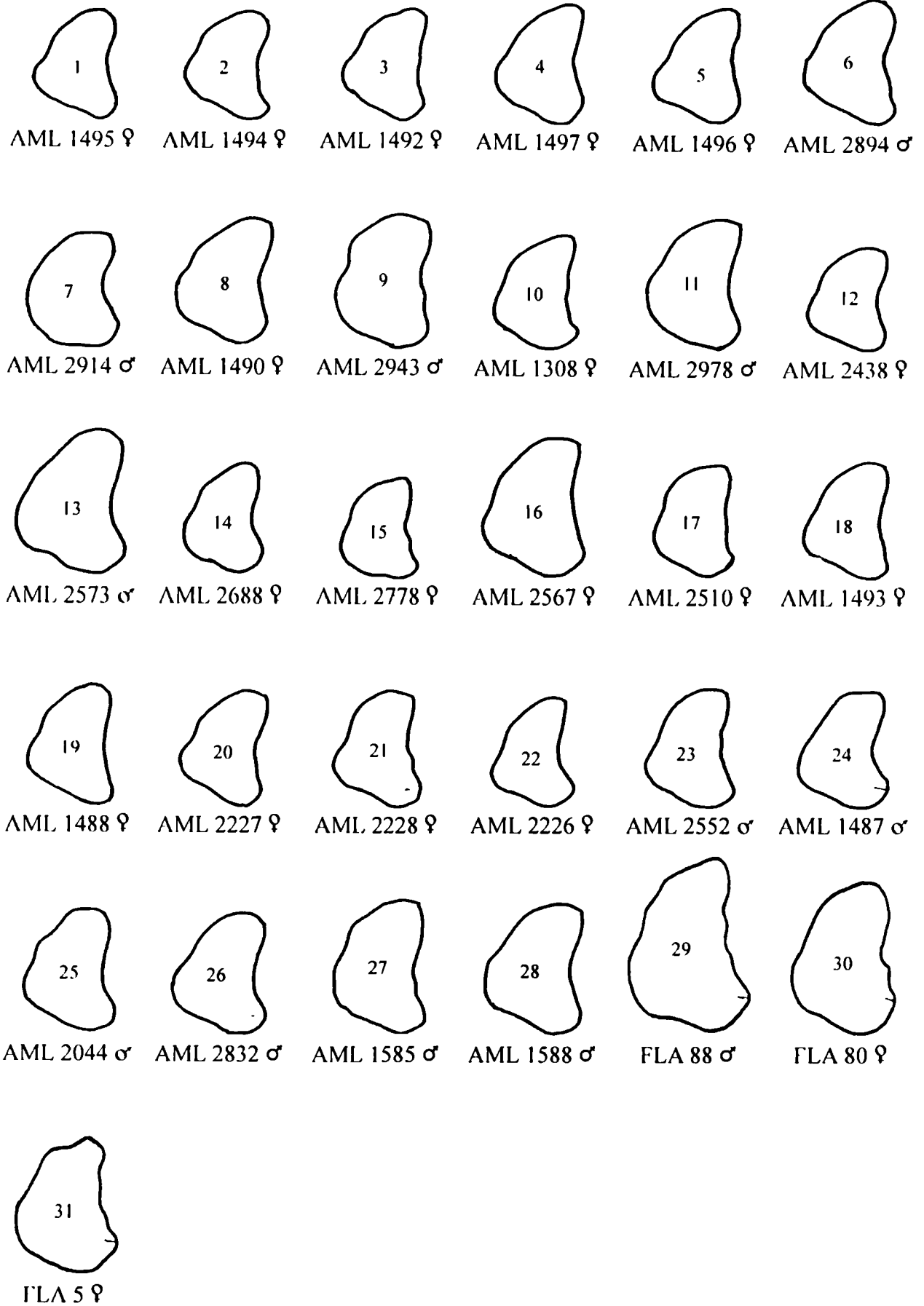


48


FLA 88 ♂



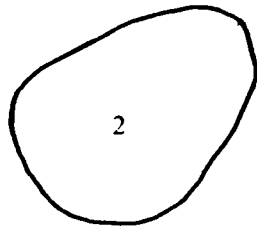
# Ovis Proximal Right Metacarpus



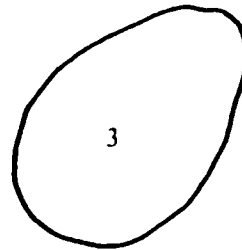
*Ovis* Right Obturator Foramen



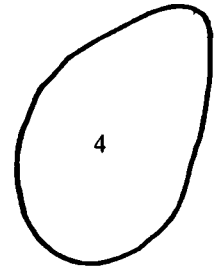
AML 1494 ♀



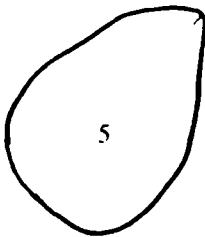
AML 1492 ♀



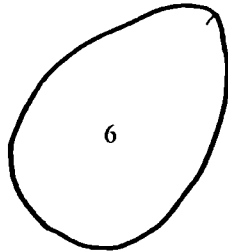
AML 2894 ♂



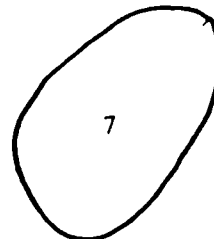
AML 2914 ♂



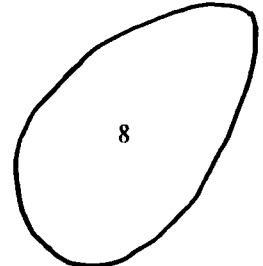
AML 1490 ♀



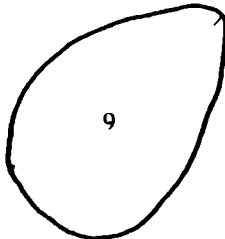
AML 2943 ♂



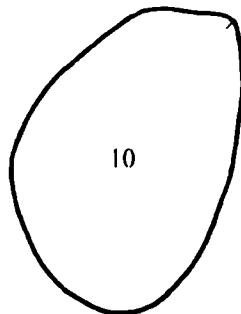
AML 1308 ♀



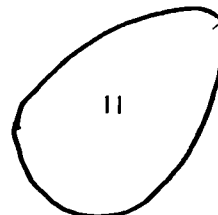
AML 2978 ♂



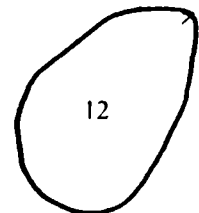
AML 2438 ♀



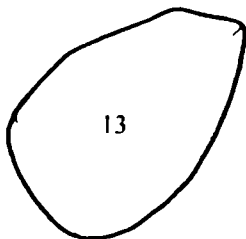
AML 2573 ♂



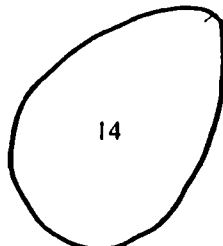
AML 2688 ♀



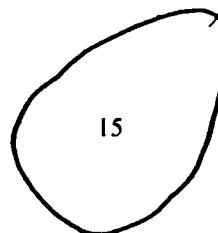
AML 2778 ♀



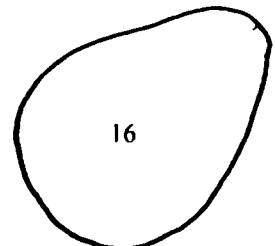
AML 2567 ♀



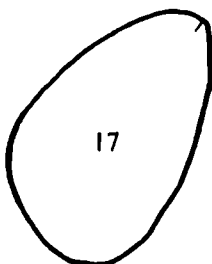
AML 2510 ♀



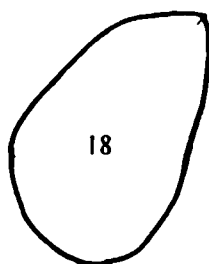
AML 1493 ♀



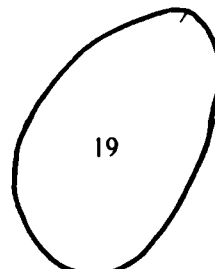
AML 1488 ♀



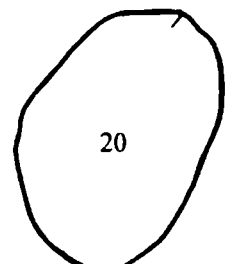
AML 2227 ♀



AML 2228 ♀

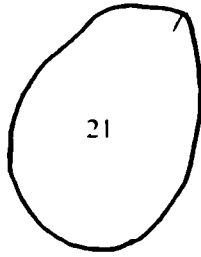


AML 2226 ♀



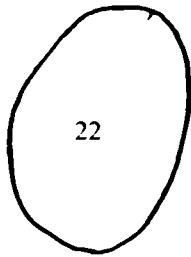
AML 460 ♂

**Ovis Right Obturator Foramen**



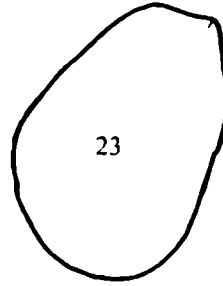
21

AML 2552 ♂



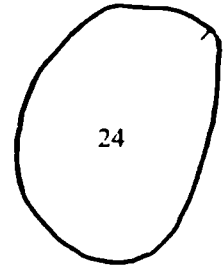
22

AML 1487 ♂



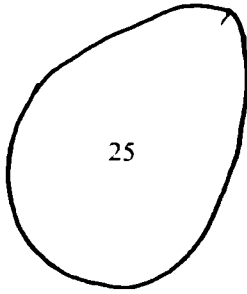
23

AML 2044 ♂



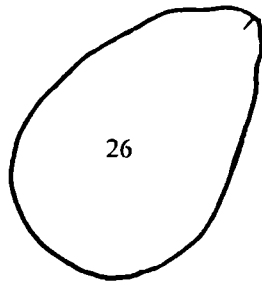
24

AML 2832 ♂



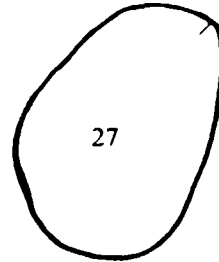
25

AML 1585 ♂



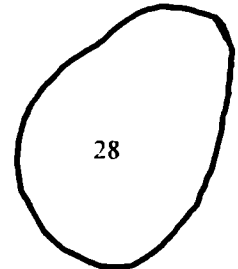
26

AML 1588 ♂



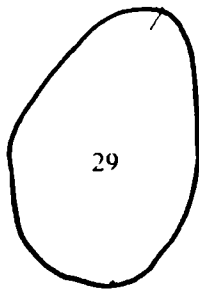
27

AML 2948 ♂



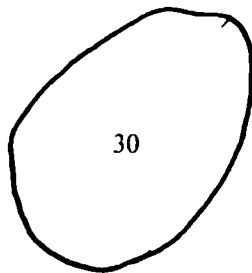
28

AML 2946 ♂



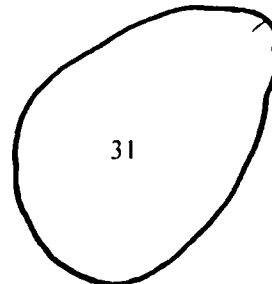
29

AML 2945 ♂



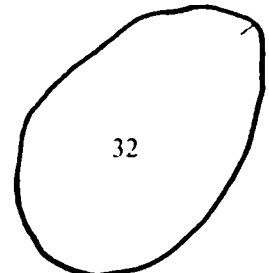
30

AML 1555 ♂



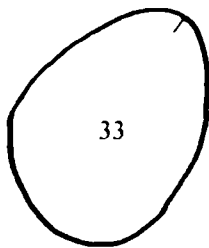
31

AML 1559 ♂



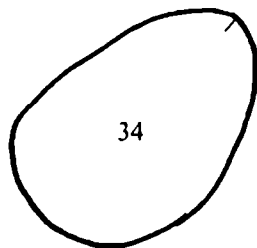
32

AML 1587 ♂



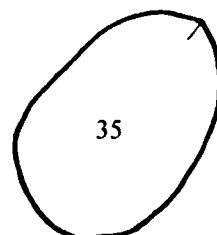
33

AML 1489 ♀



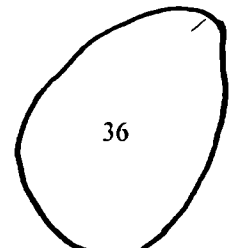
34

AML 1491 ♀



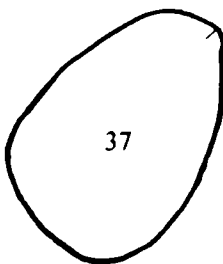
35

AML 2224 ♀



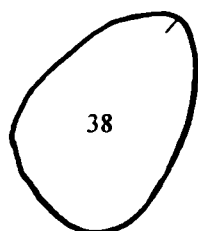
36

AML 2225 ♀



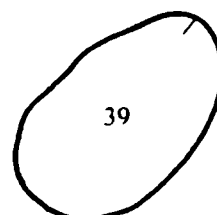
37

SH 868 ♀



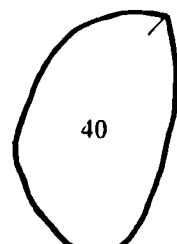
38

SH 485 ♀



39

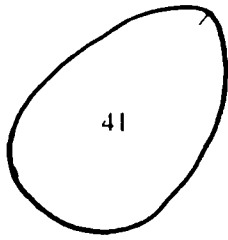
SH 900 ♀



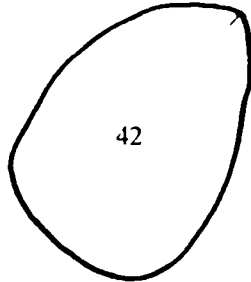
40

SF 43 ♂

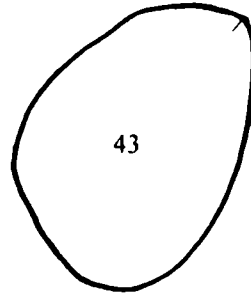
*Ovis* Right Obturator Foramen



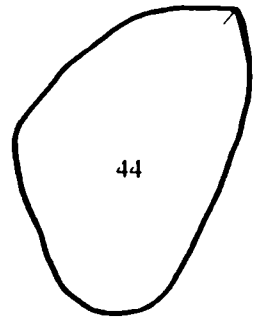
BR 600 ♀



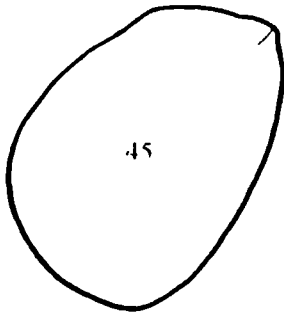
EAU 547 ♂



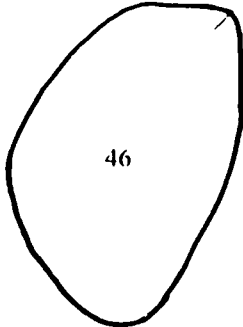
EAU 553 ♂



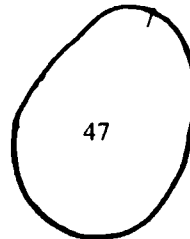
EAU 661 ♂



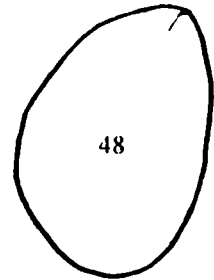
EAU 643 ♂



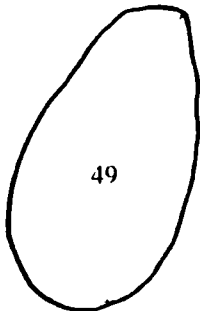
EAU 621 ♂



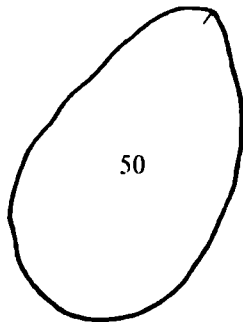
DH 2 ♂



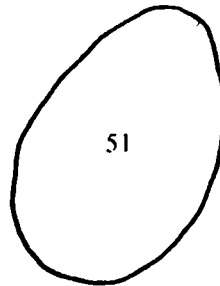
DH 1 ♂



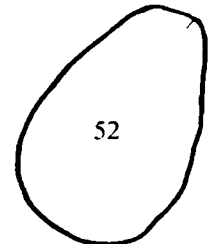
ILA 88 ♂



FLA 80 ♀



FLA 5(2) ♀



FLA 5(1) ♀

Ovis Proximal Right Femur

Annex D 5: Ovis



AML 1495 ♀



AML 1494 ♀



AML 1492 ♀



AML 1497 ♀



AML 1496 ♀



AML 2894 ♂



AML 1490 ♀



AML 2943 ♂



AML 1308 ♀



AML 2978 ♂



AML 2438 ♀



AML 2567 ♀



AML 2573 ♂



AML 2688 ♀



AML 2778 ♀



AML 2510 ♀




AML 1493 ♀



AML 1488 ♀

*Ovis Proximal Right Femur (continued - 2)*



AML 2227F



AML 2228F



AML 2226F



AML 460M



AML 1487M



AML 2044M



AML 2832M



AML 1585M



AML 1588M



AML 2948M



AML 2946M



AML 2945M



AML 1555M



AML 1559M



AML 1587M



AML 1489F

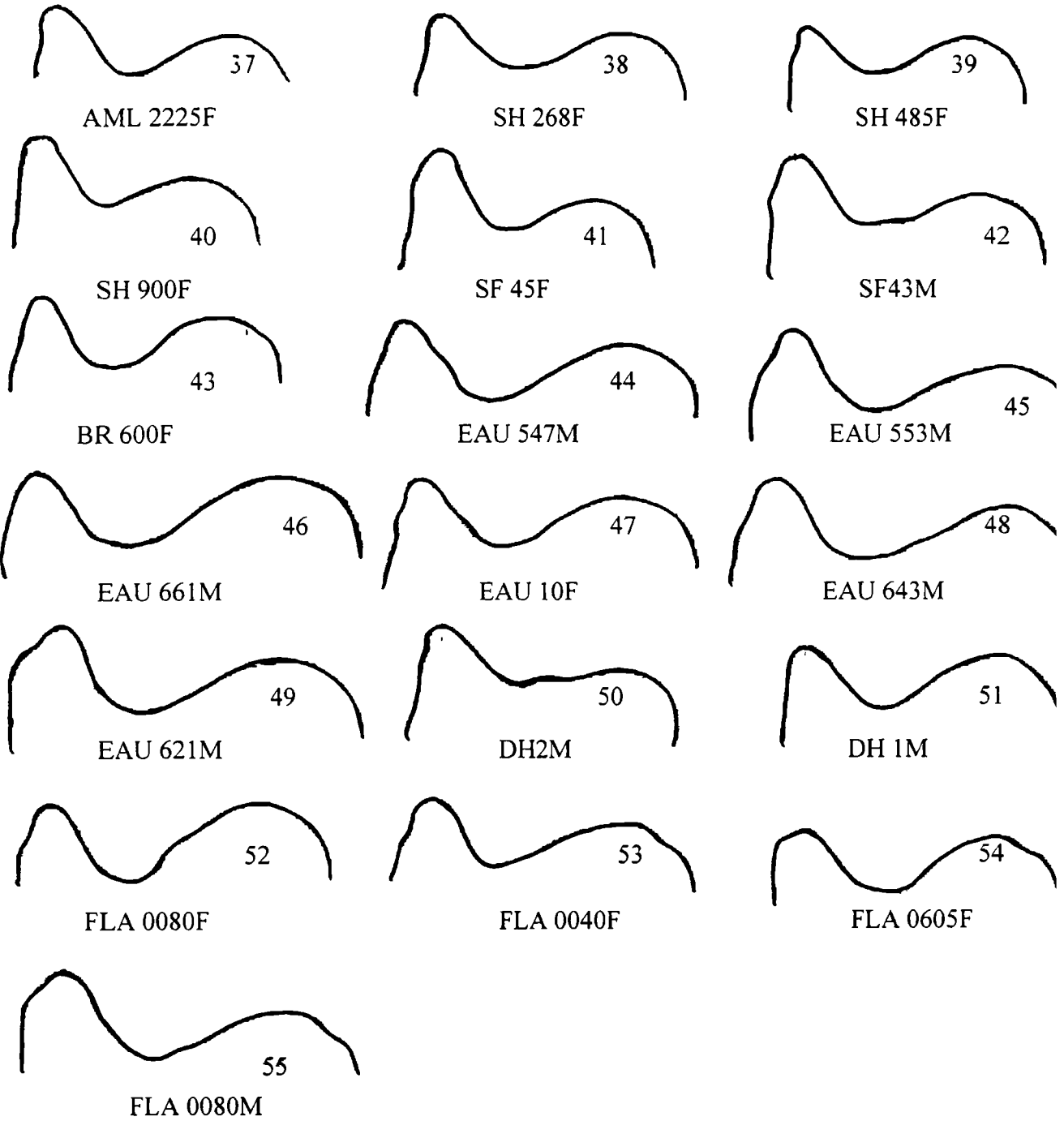


AML 1491F

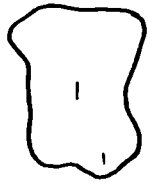


AML 2224I

*Ovis Proximal Right Femur (continued - 3)*



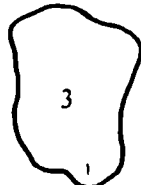
*Ovis* Distal Right Tibia



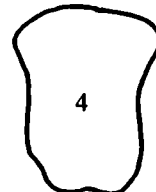
AML 1495 ♀



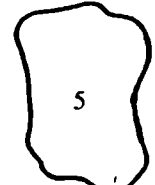
AML 1494 ♀



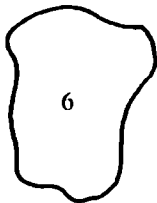
AML 1492 ♀



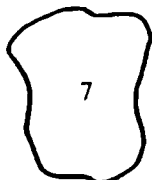
AML 1497 ♀



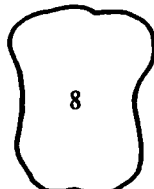
AML 1496 ♀



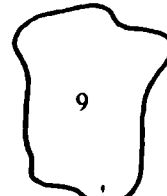
AML 2894 ♂



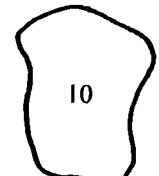
AML 2914 ♂



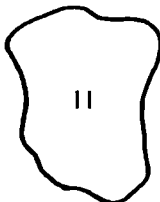
AML 1490 ♀



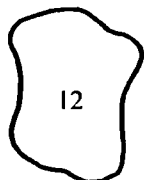
AML 2943 ♂



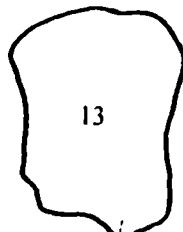
AML 1308 ♀



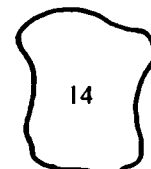
AML 2978 ♂



AML 2438 ♀



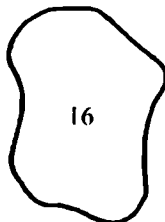
AML 2573 ♂



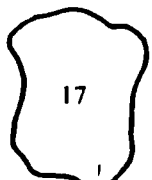
AML 2688 ♀



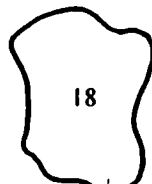
AML 2778 ♀



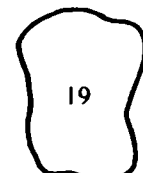
AML 2567 ♀



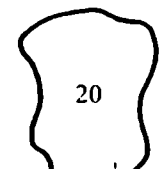
AML 2510 ♀



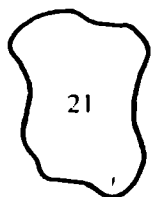
AML 1493 ♀



AML 1488 ♀




AML 2227 ♀



AML 2228 ♀




AML 460 ♂




AML 1487 ♂



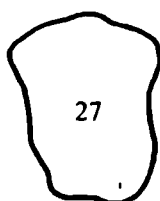
AML 2044 ♂




AML 2832 ♂



AML 1585 ♂




AML 1588 ♂



AML 2948 ♂



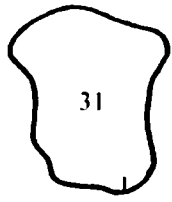
AML 2945 ♂



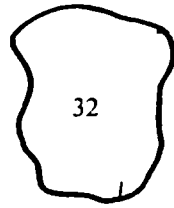
AML 1555 ♂



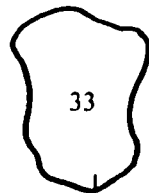
*Ovis* Distal Right Tibia



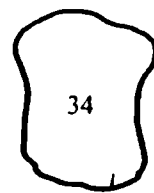
31  
AML 1559 ♂




32  
AML 1587 ♂



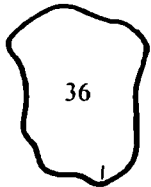
33  
AML 1489 ♀



34  
AML 1491 ♀



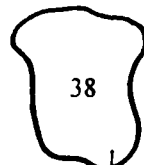
35  
AML 2224 ♀



36  
AML 2225 ♀



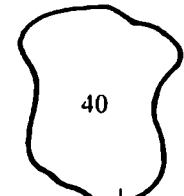
37  
SII 868 ♀



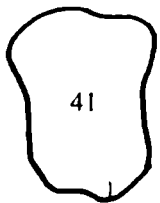
38  
SII 485 ♀



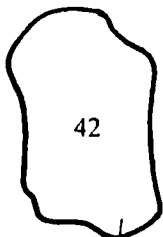
39  
SII 900 ♀



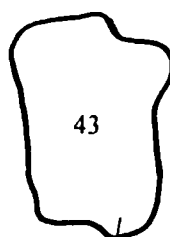
40  
SF 43 ♂



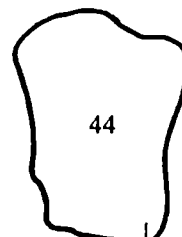
41  
BR 600 ♀



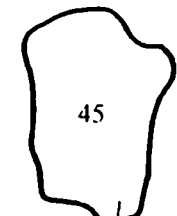
42  
EAU 547 ♂



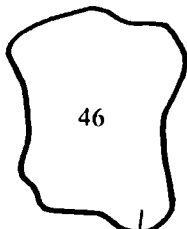
43  
EAU 553 ♂



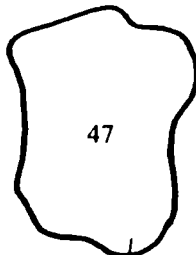
44  
EAU 661 ♂




45  
EAU 10 ♀



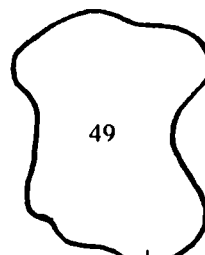
46  
EAU 643 ♂



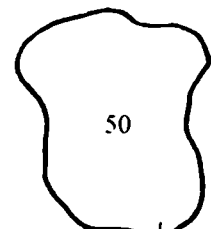
47  
EAU 621 ♂



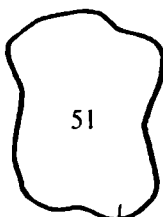
48  
DH 2 ♂



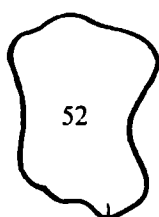
49  
FLA 88 ♂



50  
FLA 80 ♀

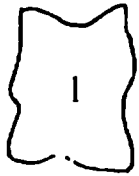


51  
FLA 40 ♀



52  
FLA 5 ♀

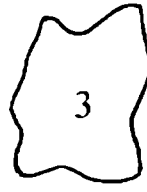
Ovis Right Astragalus



AML 1495 ♀



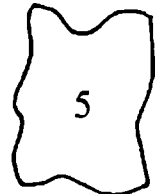
AML 1494 ♀



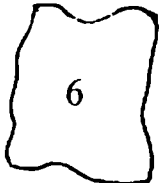
AML 1492 ♀




AML 1497 ♀



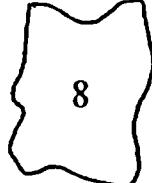
AML 1496 ♀



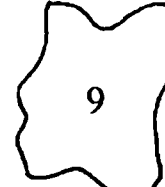
AML 2894 ♂



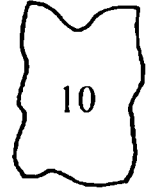
AML 2914 ♂



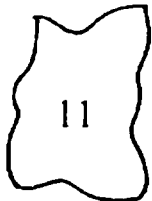
AML 1490 ♀



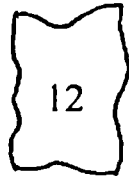
AML 2943 ♂



AML 1308 ♀



AML 2978 ♂



AML 2438 ♀



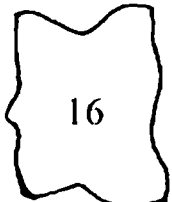
AML 2573 ♂



AML 2688 ♀



AML 2778 ♀



AML 2567 ♀




AML 2510 ♀



AML 1493 ♀



AML 1488 ♀



AML 2227 ♀



AML 2228 ♀



AML 2226 ♀



AML 460 ♂



AML 2552 ♂



AML 1487 ♂



AML 2044 ♂



AML 2832 ♂



AML 1585 ♂

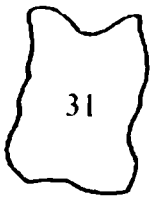


AML 1588 ♂



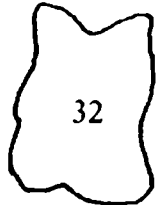
AML 2948 ♂

*Ovis* Right Astragalus



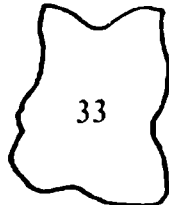
31

AML 2945 ♂



32

AMI 1559 ♂



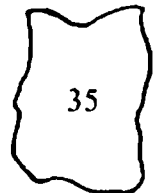
33

AMI 1587 ♂



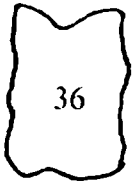
34

AMI 1489 ♀



35

AMI 1491 ♀



36

AML 2224 ♀



37

AML 2225 ♀



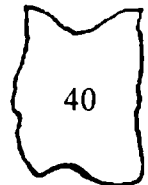
38

SH 868 ♀



39

SH 485 ♀



40

SH 900 ♀



41

SF 45 ♀



42

SF 43 ♂



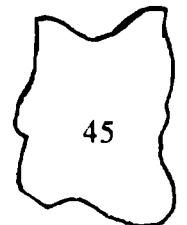
43

BR 600 ♀



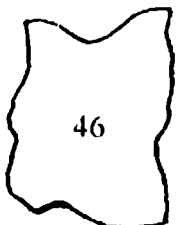
44

EAU 547 ♂



45

EAU 553 ♂



46

EAU 661 ♂



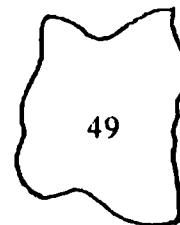
47

EAU 10 ♀




48

EAU 643 ♂



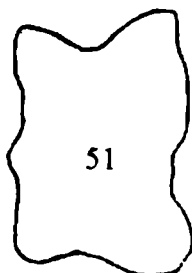
49

EAU 621 ♂



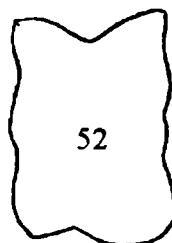
50

DH 2 ♂



51

FLA 88 ♂



52

FLA 80 ♀



53

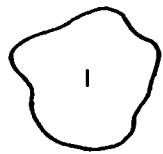
FLA 40 ♀



54

FLA 5 ♀

*Ovis* Proximal Right Metatarsus



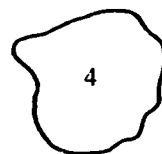
AML 1495 ♀




AML 1494 ♀




AML 1492 ♀



AML 1497 ♀



AML 1496 ♀



AML 2894 ♂




AML 2914 ♂




AML 1490 ♀



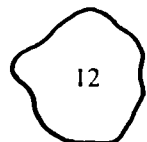
AML 2943 ♂



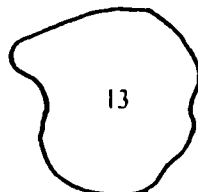
AML 1308 ♀



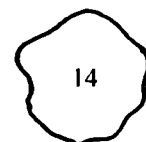
AML 2978 ♂



AML 2438 ♀



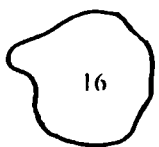
AML 2573 ♂



AML 2688 ♀



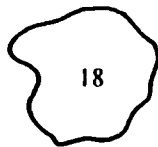
AML 2778 ♀



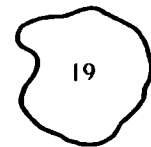
AML 2510 ♀



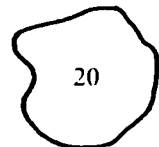
AML 1493 ♀



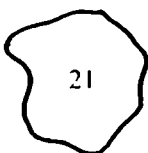
AML 1488 ♀



AML 2227 ♀



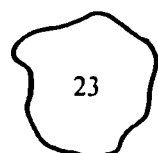
AML 2228 ♀



AML 2226 ♀



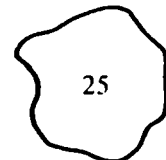
AML 2552 ♂



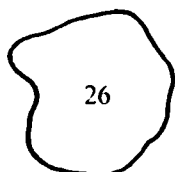
AML 1487 ♂



AML 2044 ♂



AML 2832 ♂



AML 1585 ♂



AML 1588 ♂



AML 2948 ♂

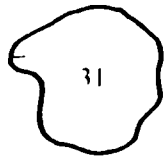


AML 2945 ♂



AML 1555 ♂

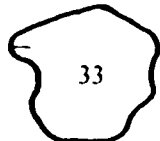
*Ovis* Proximal Right Metatarsus



AML 1559 ♂



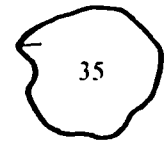
AML 1587 ♂



AML 1489 ♀



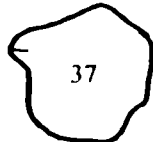
AML 1491 ♀



AML 2224 ♀



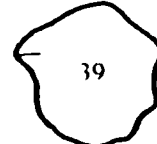
AML 2225 ♀



SH 868 ♀



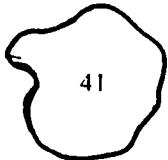
SH 485 ♀



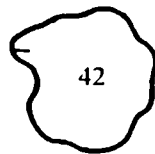
SH 900 ♀



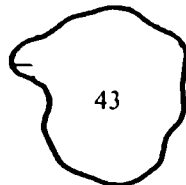
SF 45 ♀



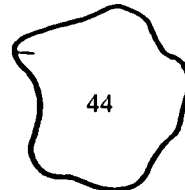
SF 43 ♂



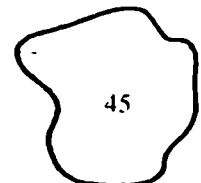
BR 600 ♀



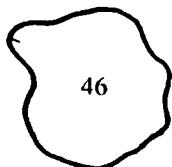
EAU 547 ♂



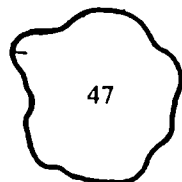
EAU 553 ♂



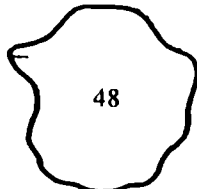
EAU 661 ♂



EAU 10 ♀



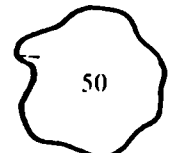
EAU 643 ♂



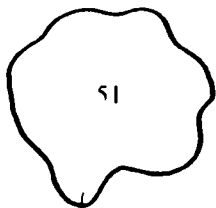
EAU 621 ♂



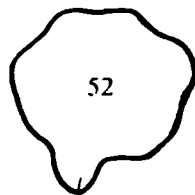
DH 2 ♂



DH 1 ♂



FLA 88 ♂



FLA 80 ♀



FLA 40 ♀

# Appendix E

## Eigenvalues

Files located on the CD-ROM

- E.1 *Vulpes* eigenvalues
- E.2 *Sus* eigenvalues
- E.3 *Dama* eigenvalues
- E.4 *Cervus* eigenvalues
- E.5 *Ovis* eigenvalues

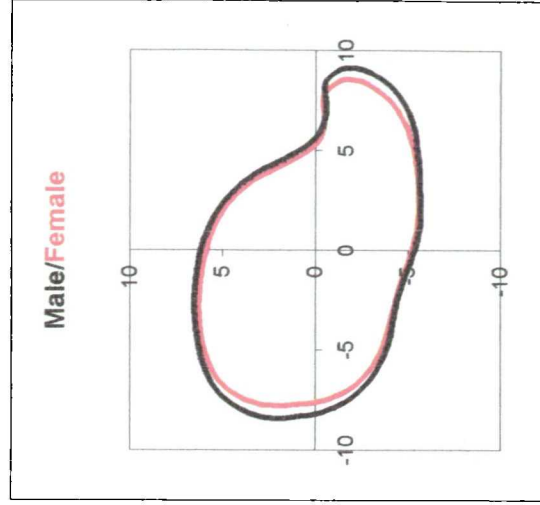
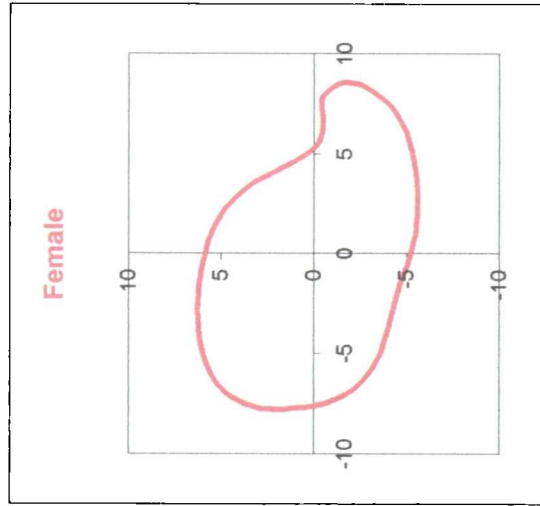
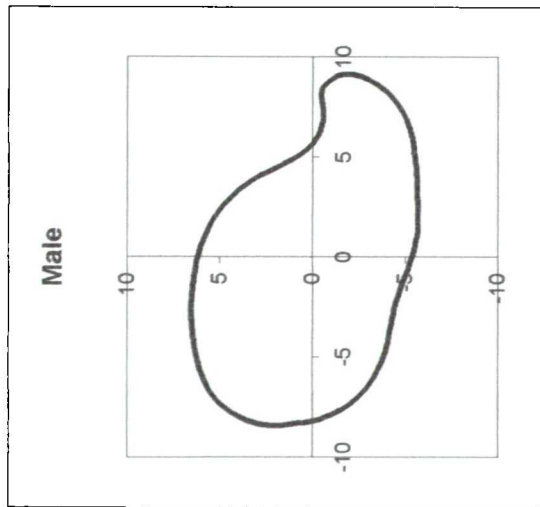
# Appendix F

## Mean Shape Models

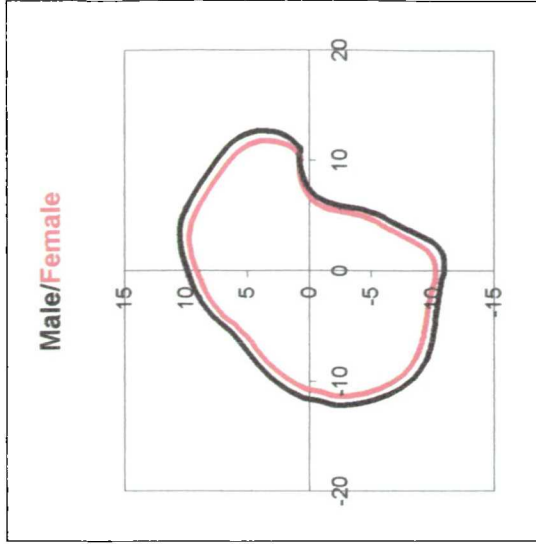
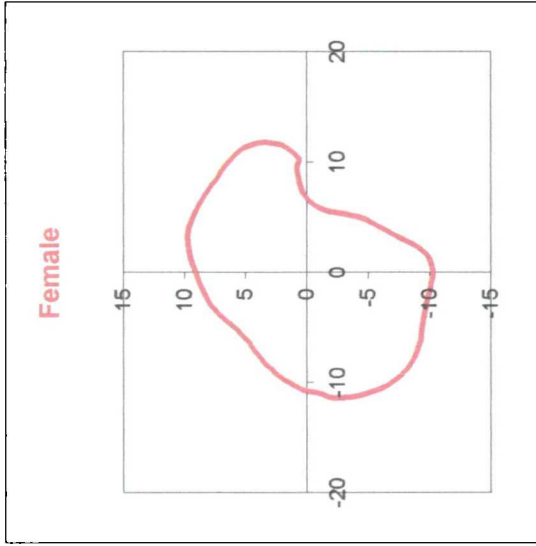
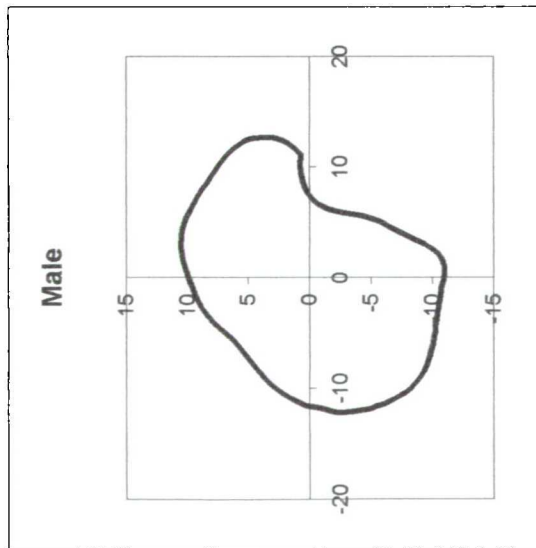
- F 1            *Vulpes* mean shapes
- Glenoid fossa
  - Proximal humerus
  - Distal humerus
  - Obturator foramen
  - Proximal femur
- F.2            *Sus* mean shapes
- Astragalus
- F 3            *Dama* mean shapes
- Atlas
  - Axial dens
  - Glenoid fossa
  - Distal humerus
  - Proximal metacarpus
  - Obturator foramen
  - Proximal femur
  - Distal tibia
  - Astragalus
  - Proximal metatarsus
- F.4            *Cervus* mean shapes
- Atlas transverse processes
  - Axial dens
  - Glenoid fossa
  - Distal humerus
  - Proximal metacarpus
  - Obturator foramen
  - Pubic section
  - Proximal femur
  - Distal tibia
  - Astragalus
  - Proximal metatarsus
- F.5            *Ovis* mean shapes
- Atlas
  - Axial dens
  - Glenoid fossa
  - Proximal humerus
  - Proximal metacarpus
  - Obturator foramen
  - Proximal femur
  - Distal tibia
  - Astragalus
  - Proximal metatarsus



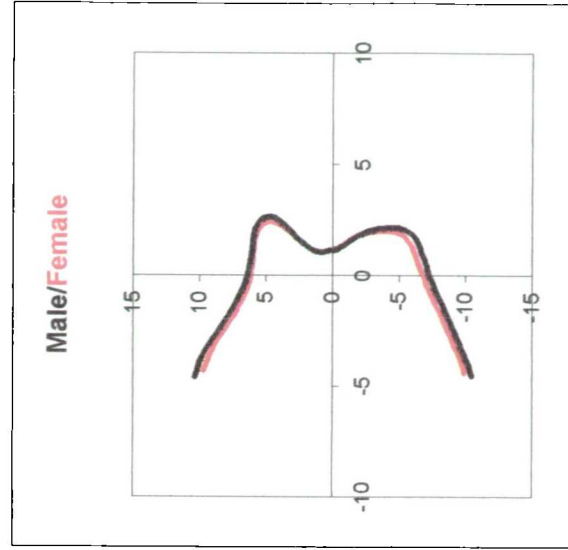
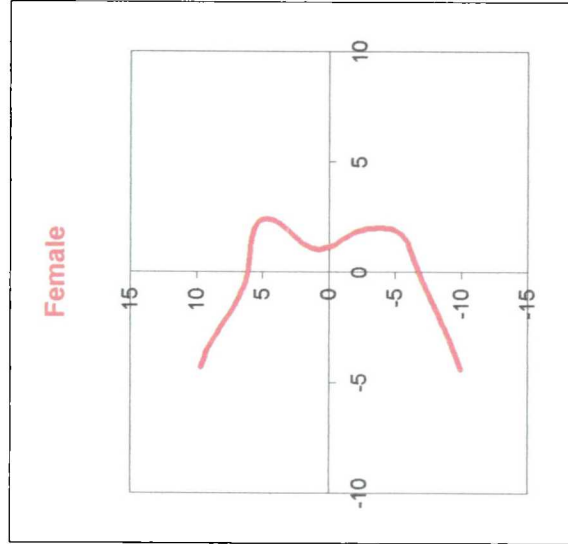
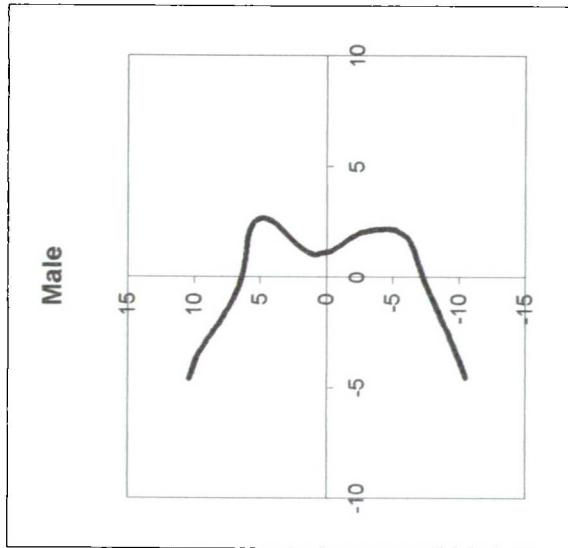
***Vulpes* Glenoid Fossa Mean Shapes**



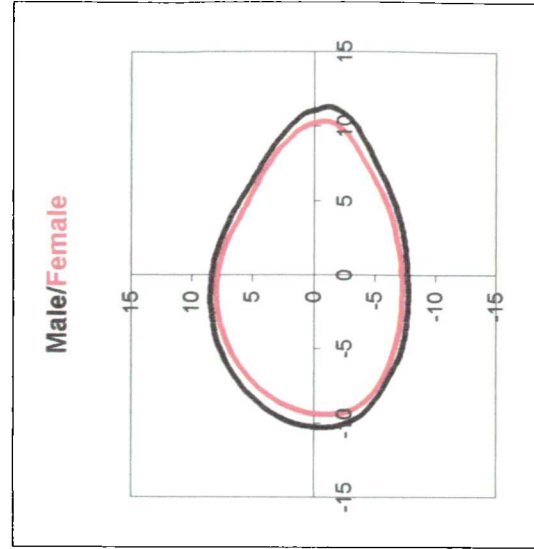
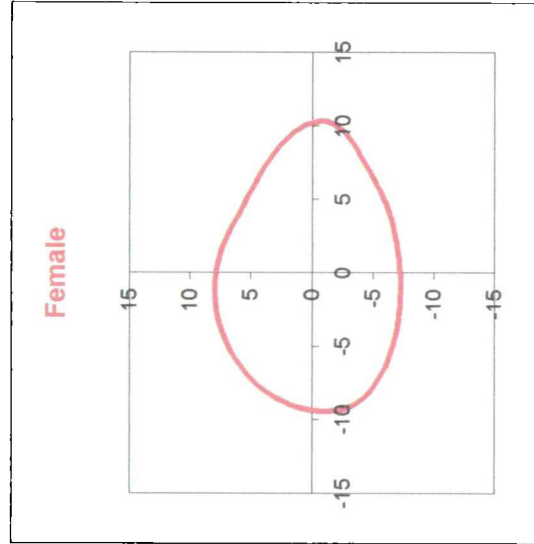
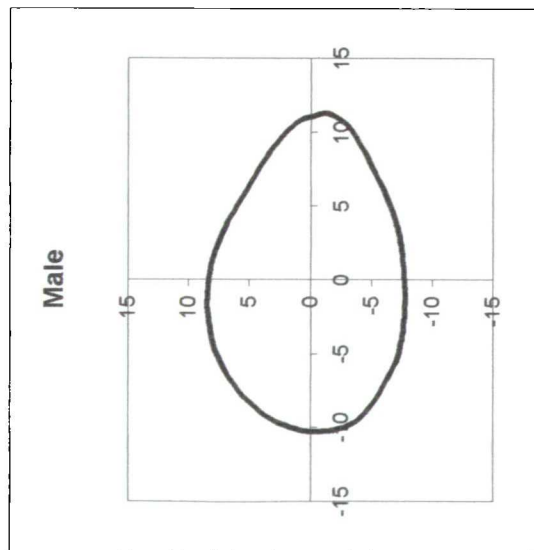
***Vulpes* Proximal Humerus Mean Shapes**



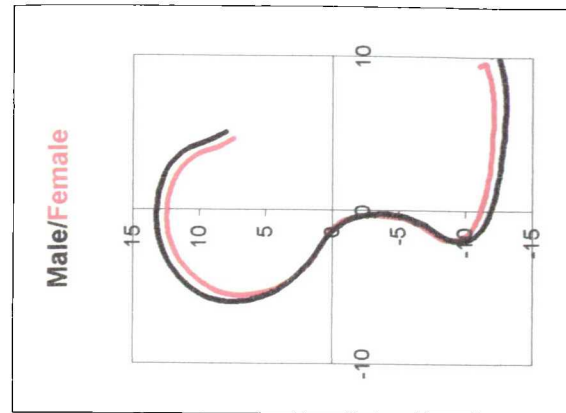
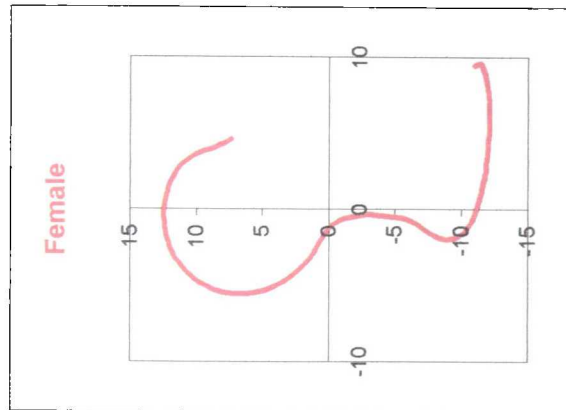
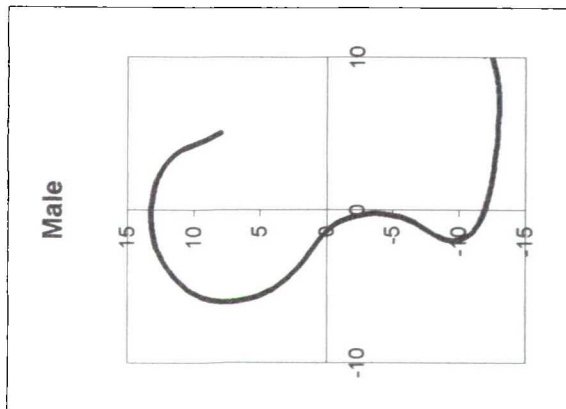
**Vulpes Distal Humerus Mean Shapes**



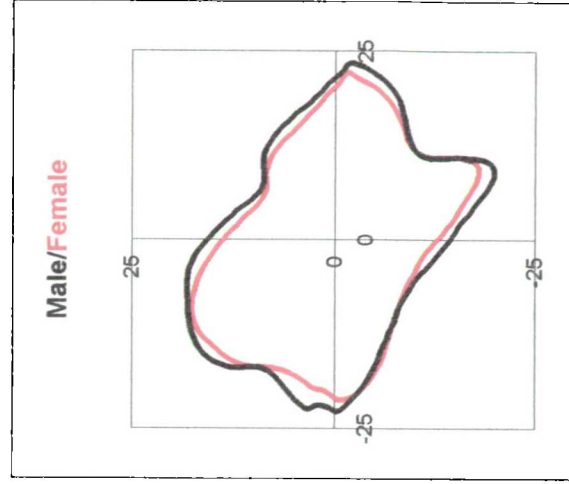
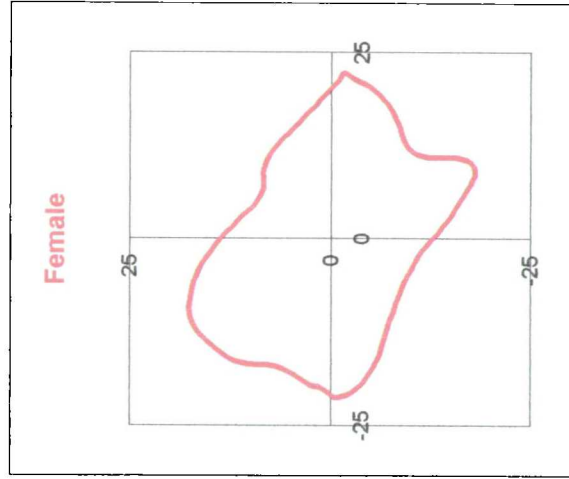
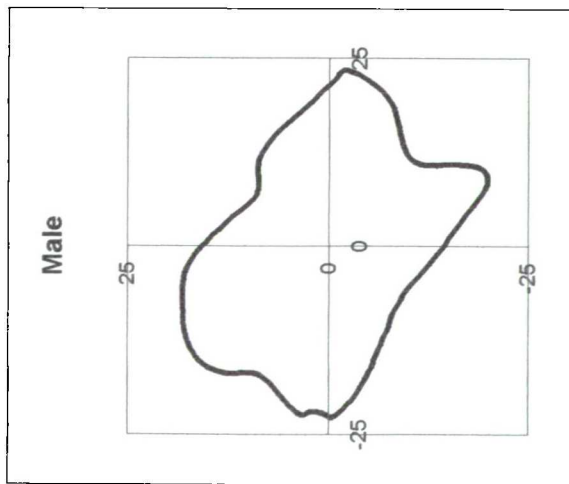
***Vulpes* Obturator Foramen Mean Shapes**



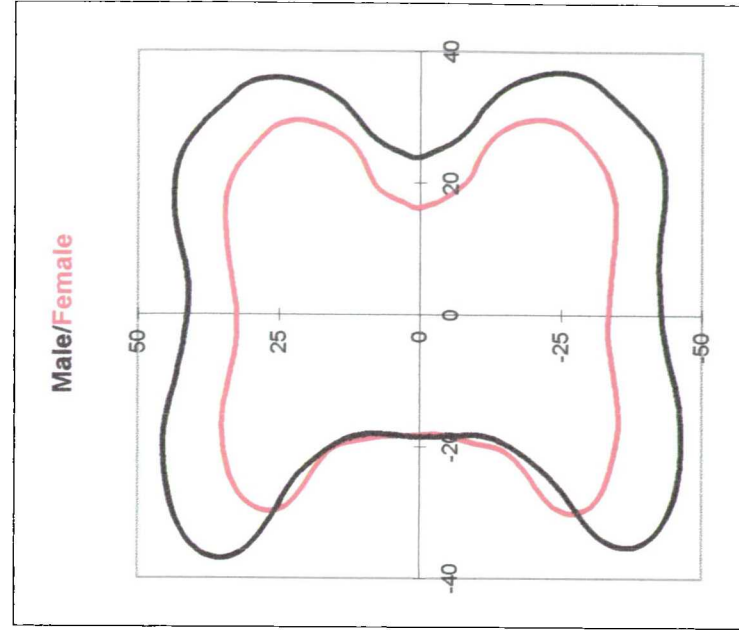
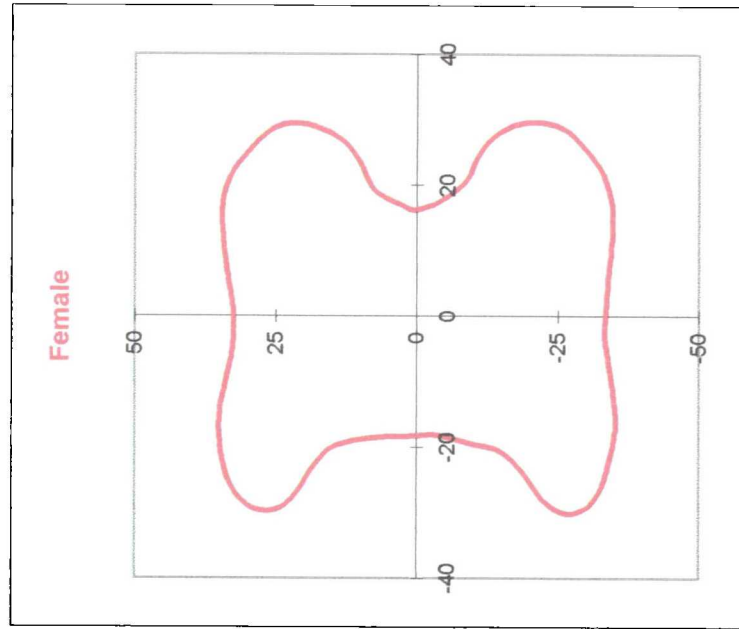
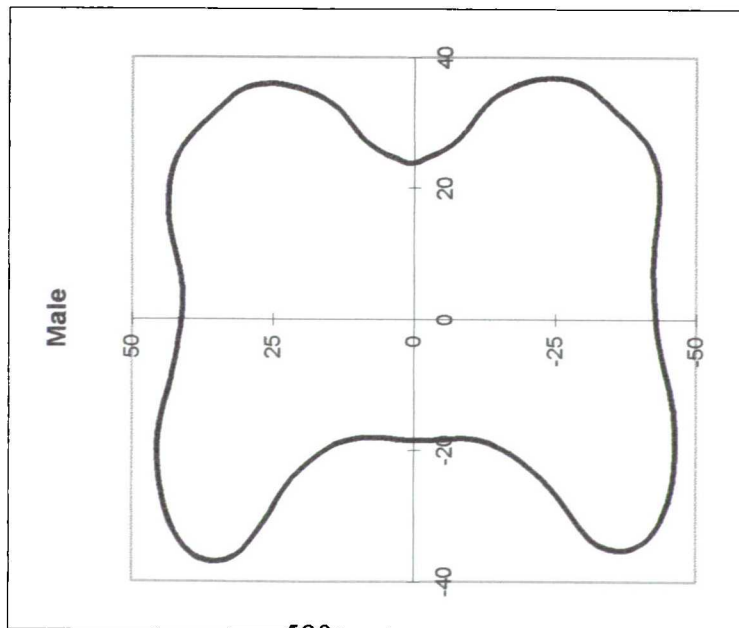
**Vulpes Proximal Femur Mean Shapes**



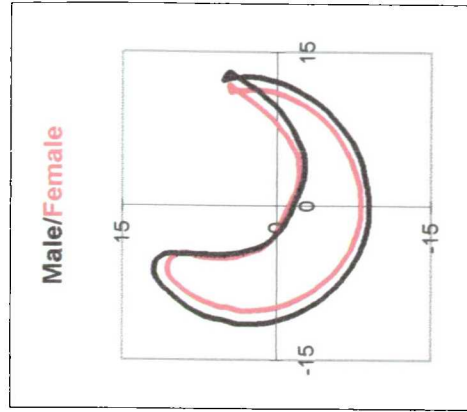
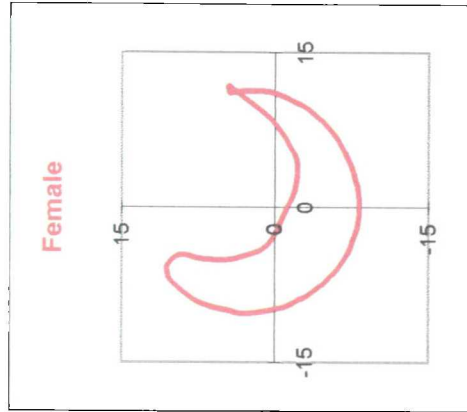
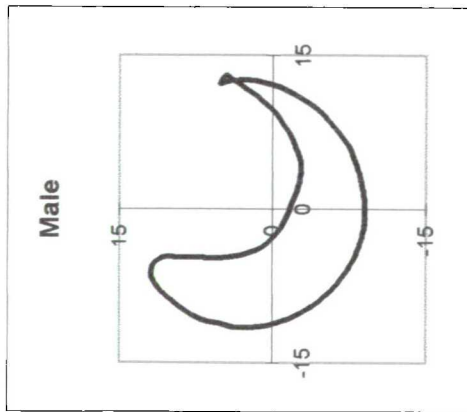
**Sus Astragalus Mean Shapes**



**Dama Atlas Mean Shapes**

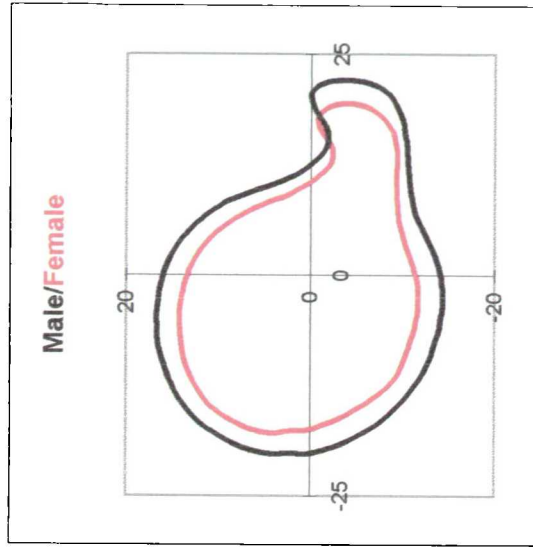
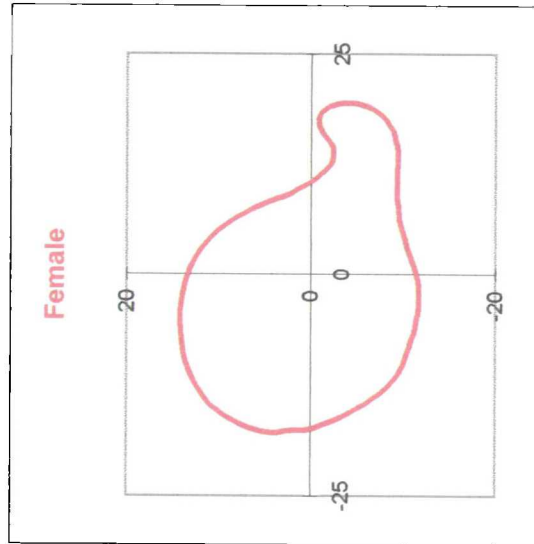
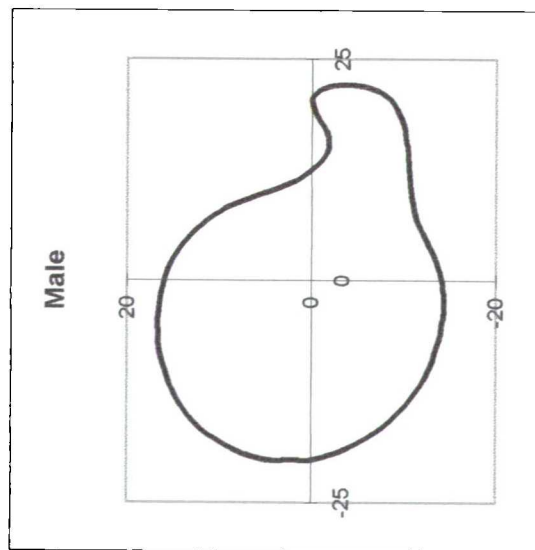


**Dama Axis Mean Shapes**

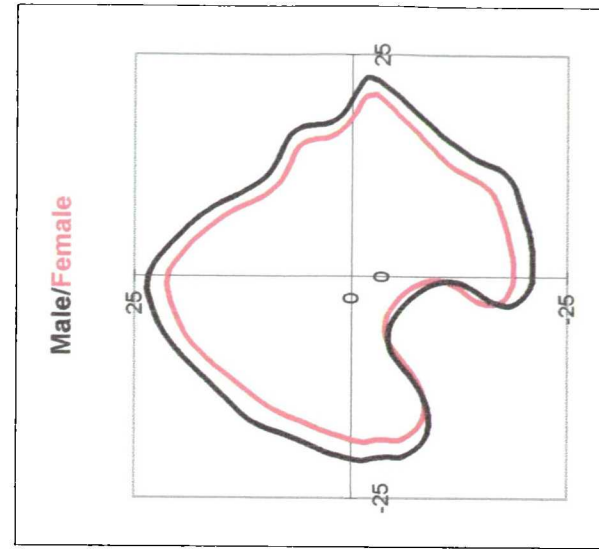
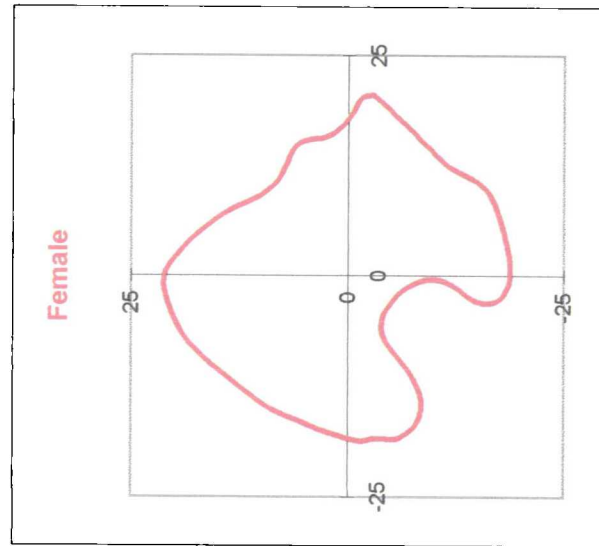
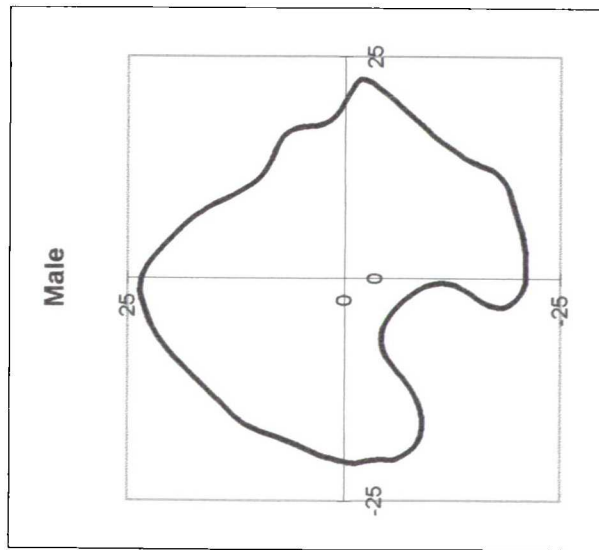




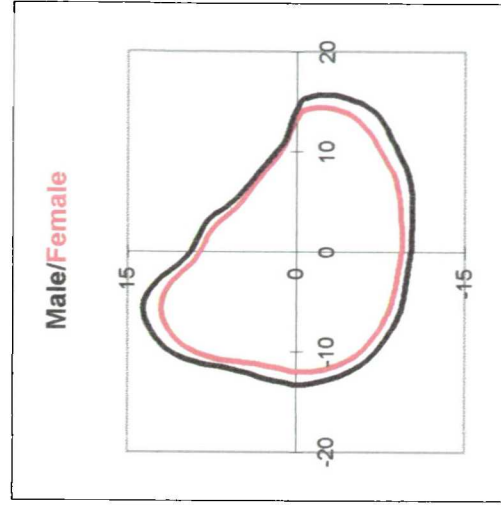
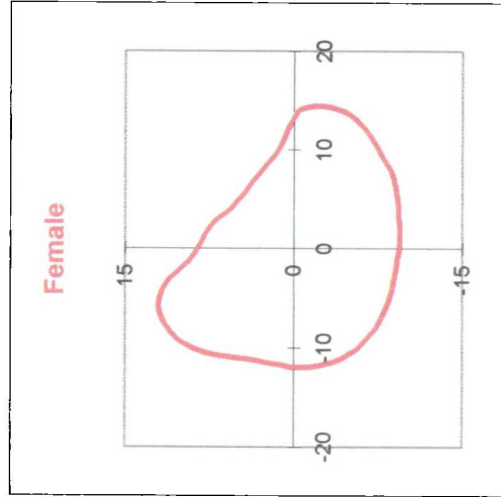
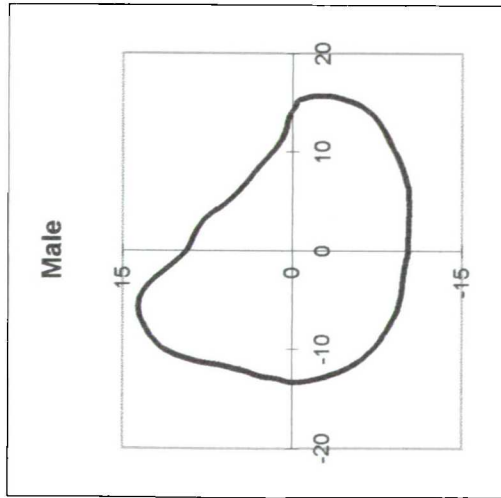
**Dama Glenoid Fossa Mean Shapes**



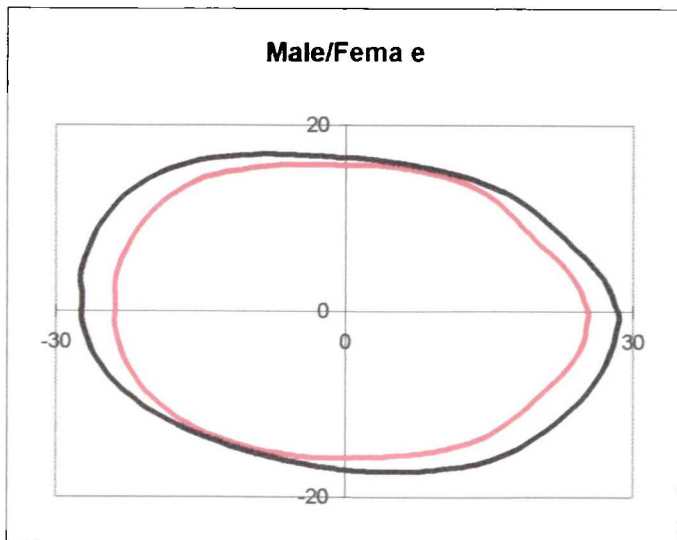
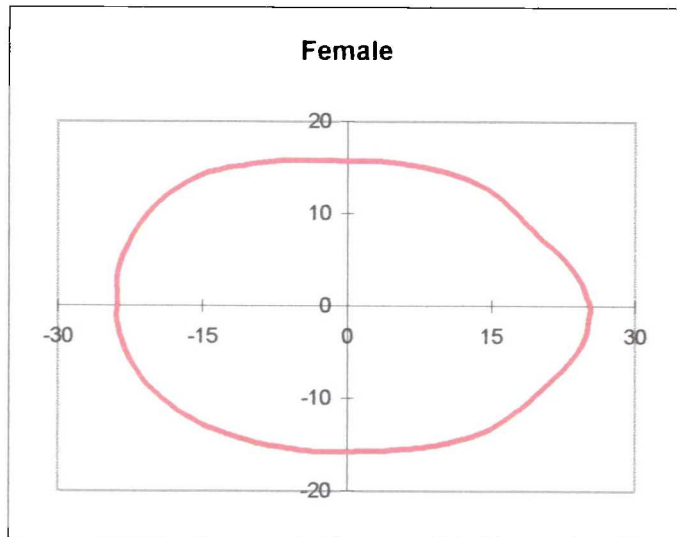
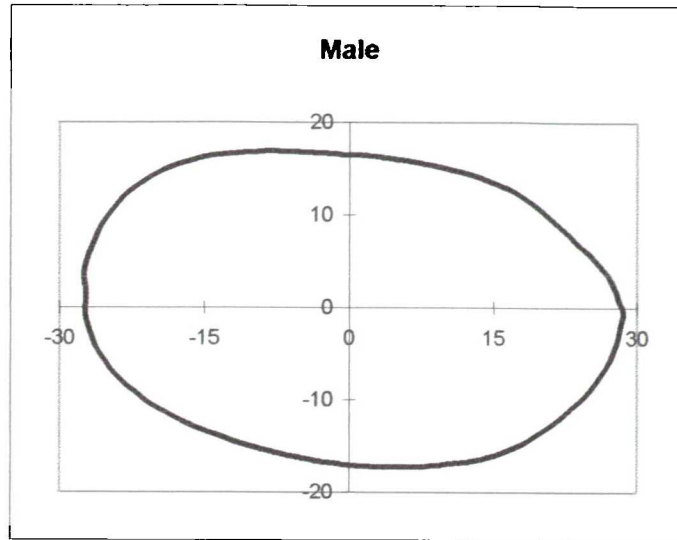
**Dama Distal Humerus Mean Shapes**



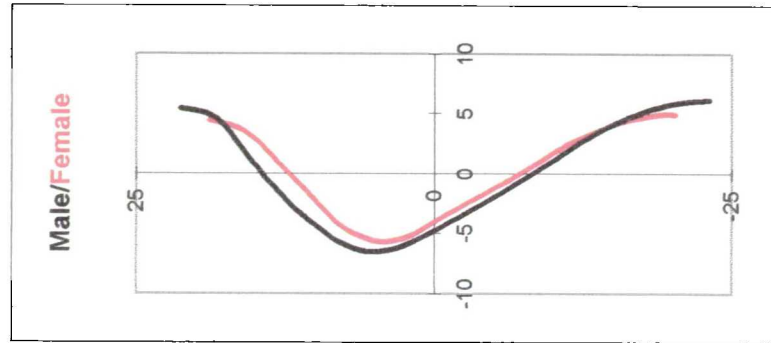
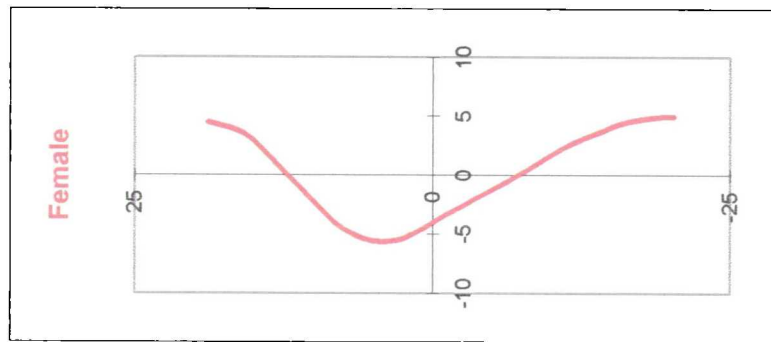
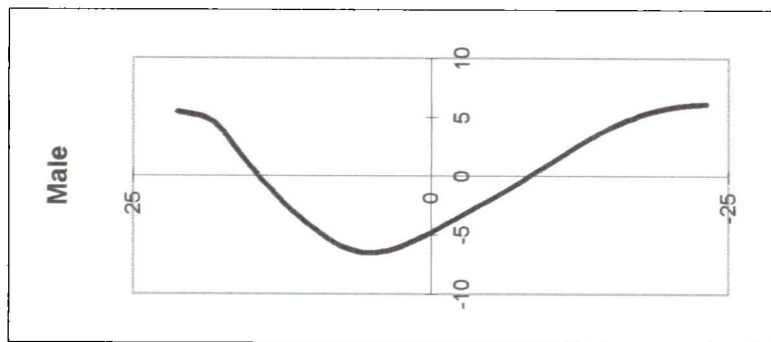
**Dama Proximal Metacarpus Mean Shapes**



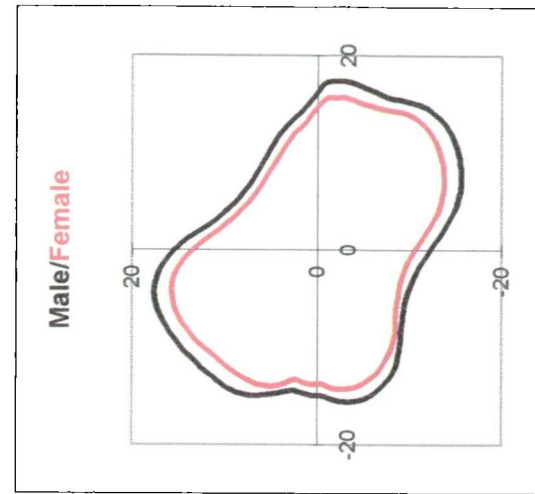
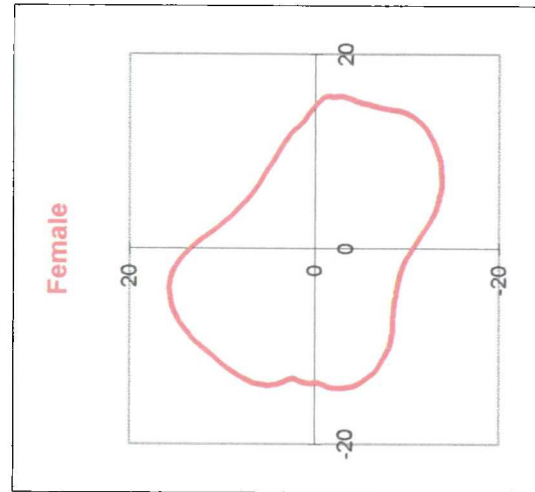
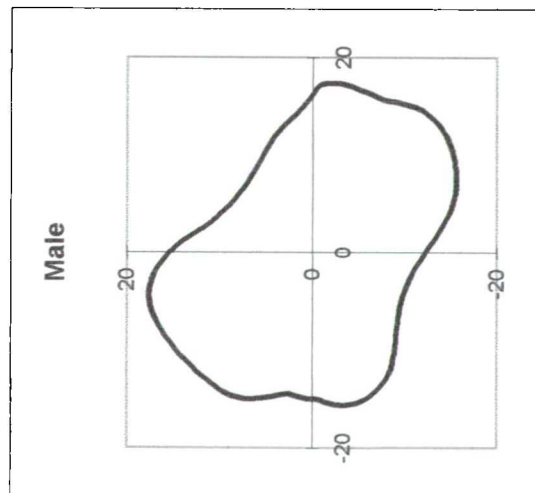
**Dama Obturator Foramen Mean Shapes**



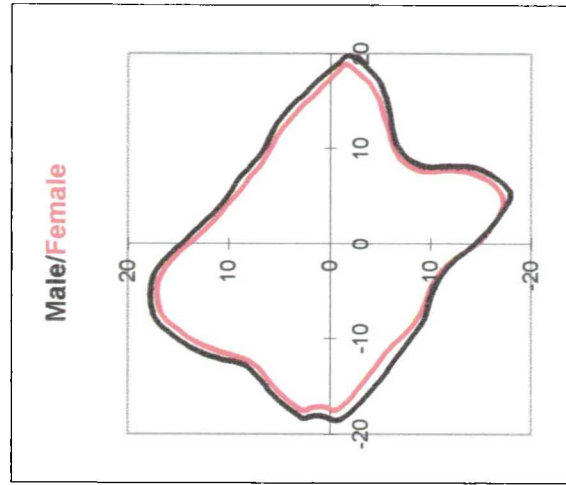
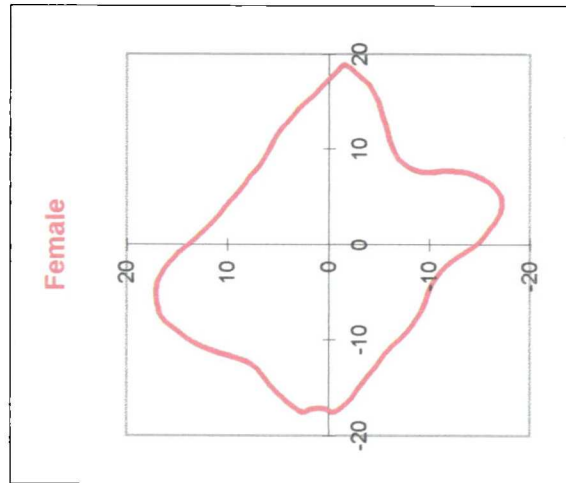
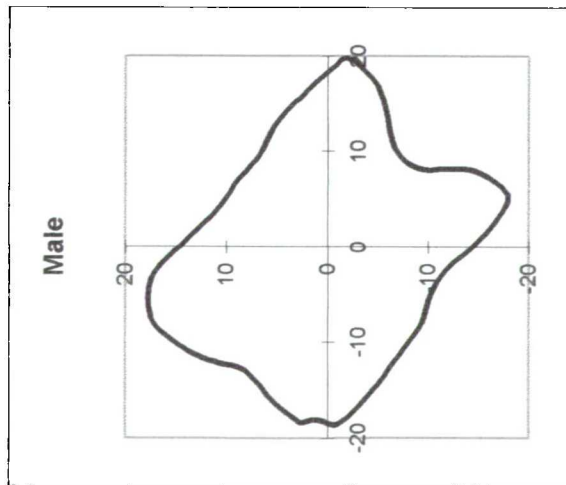
**Dama Proximal Femur Mean Shapes**



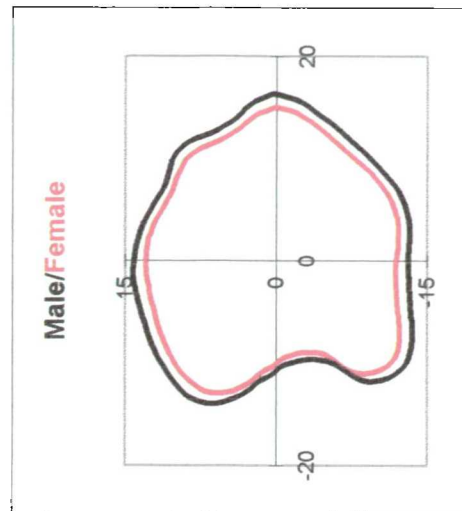
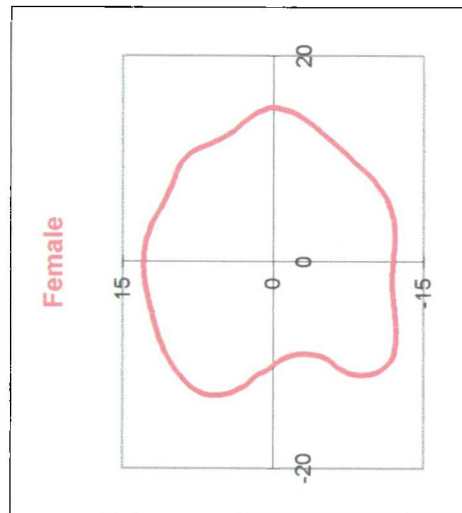
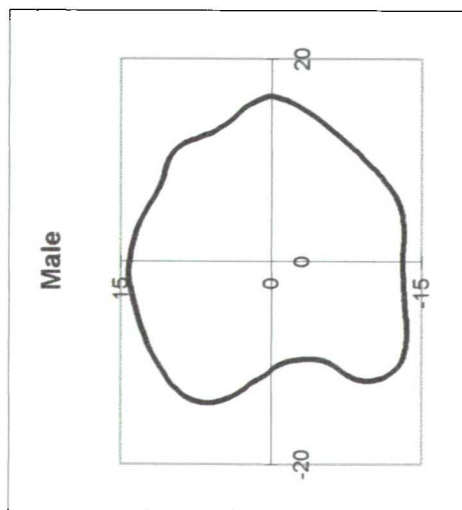
**Dama Distal Tibia Mean Shapes**



**Dama Astragalus Mean Shapes**

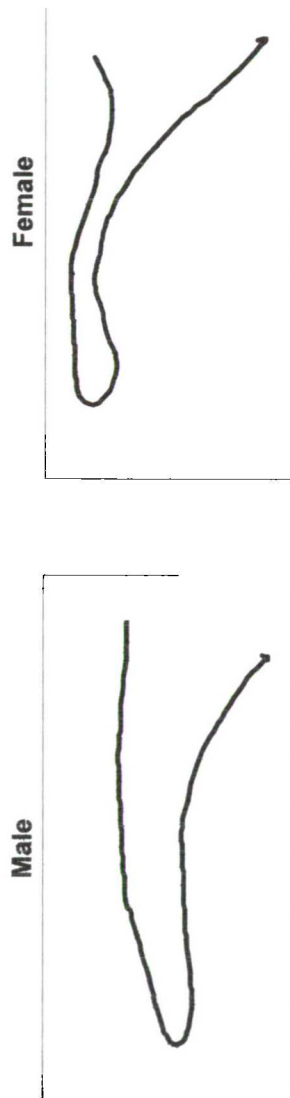


**Dama Proximal Metatarsus Mean Shapes**

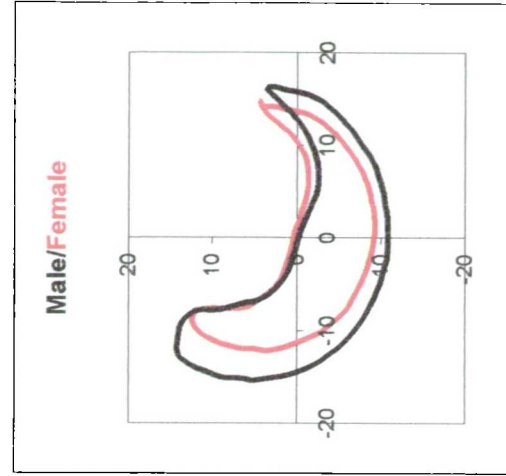
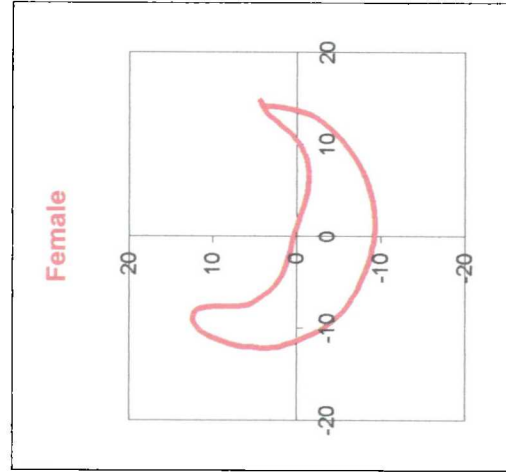
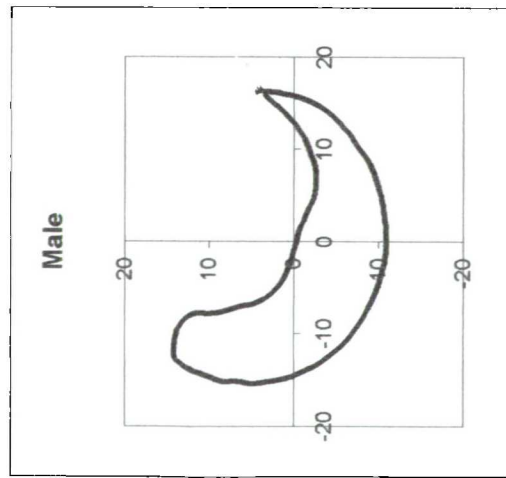




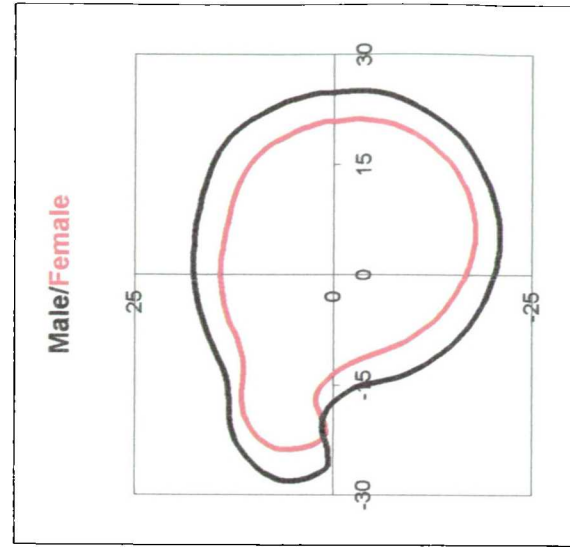
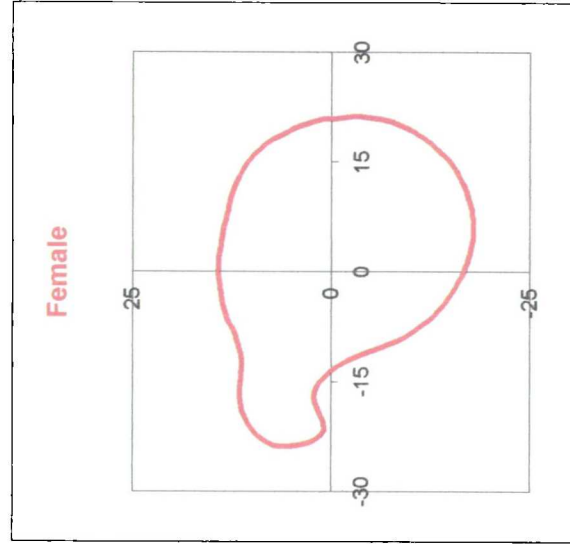
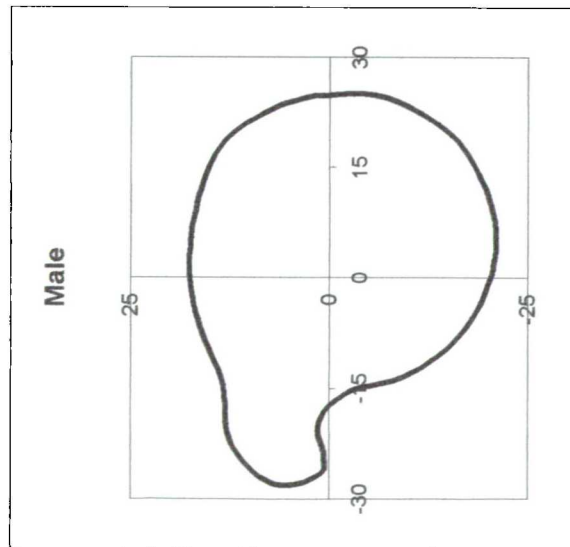
**Cervus Atlas Transverse Processes Mean Shapes**



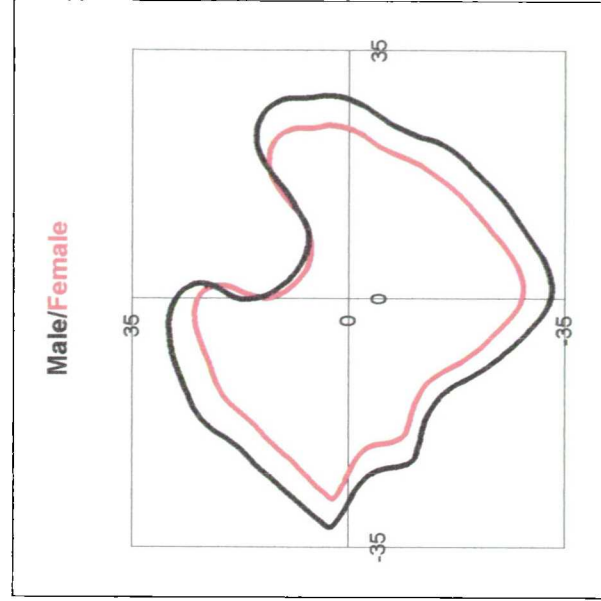
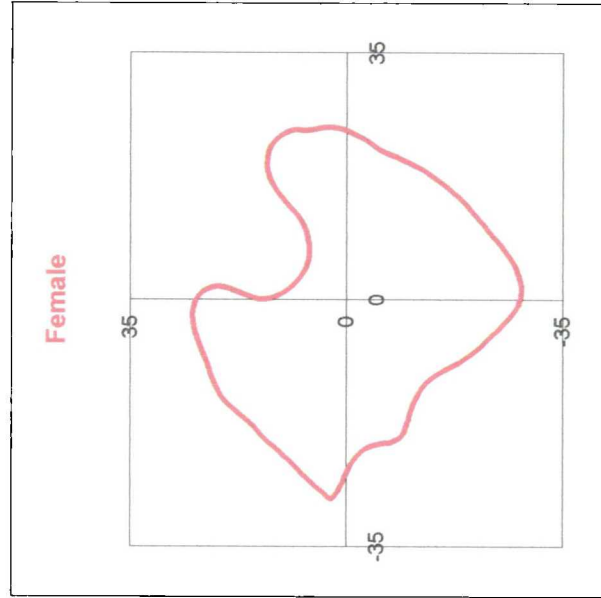
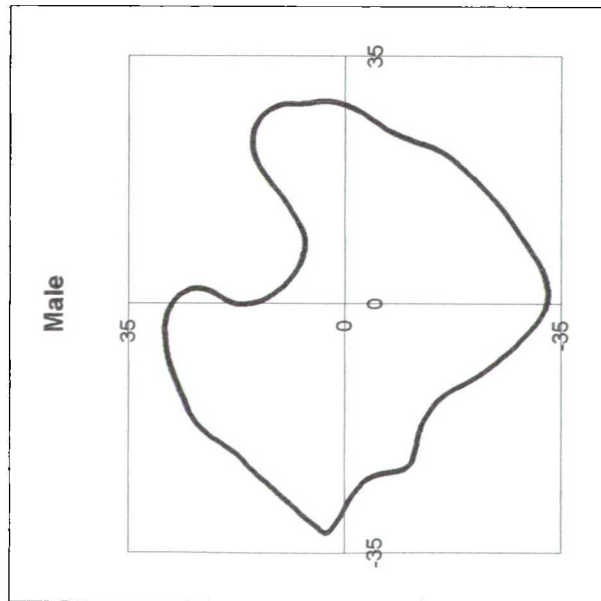
**Cervus Axial Dens Mean Shapes**



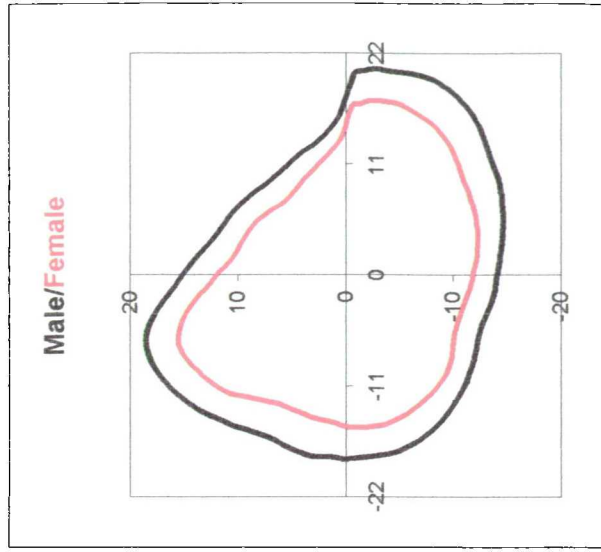
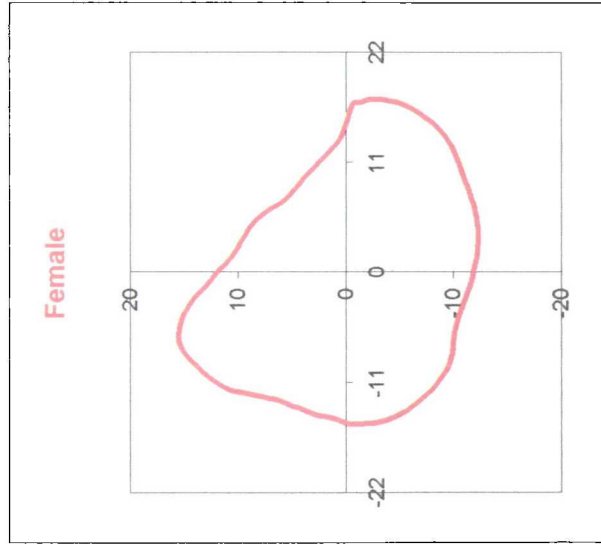
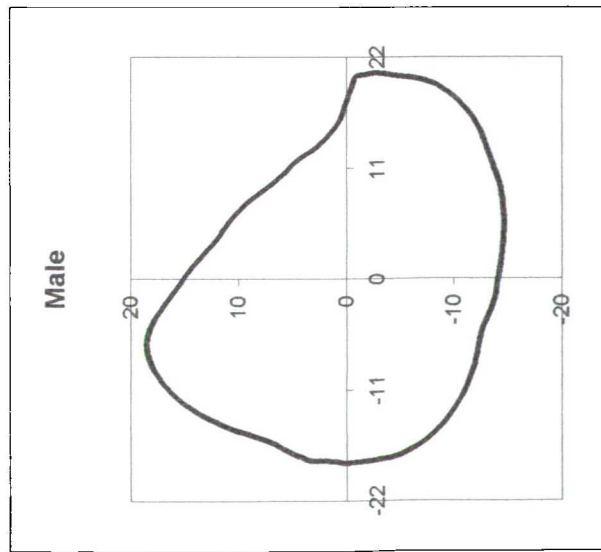
**Cervus Glenoid Fossa Mean Shapes**



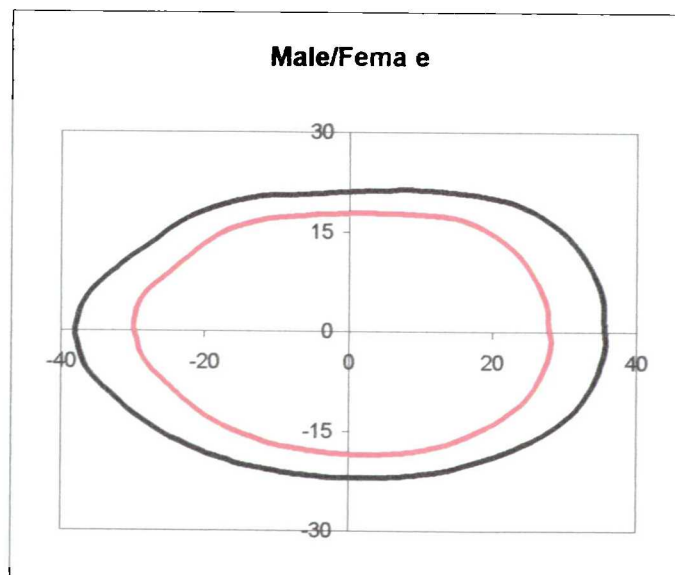
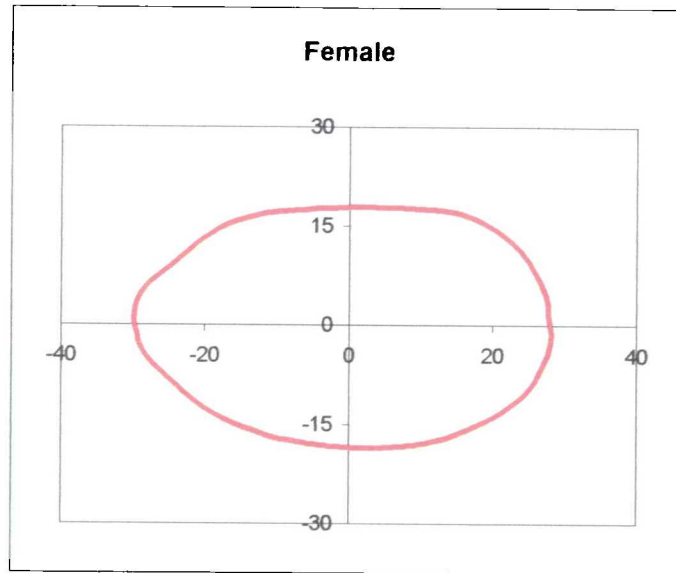
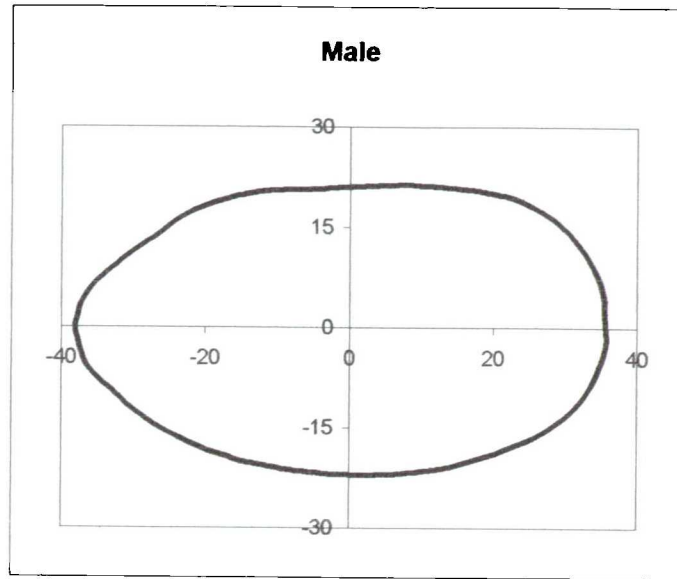
**Cervus Distal Humerus Mean Shapes**



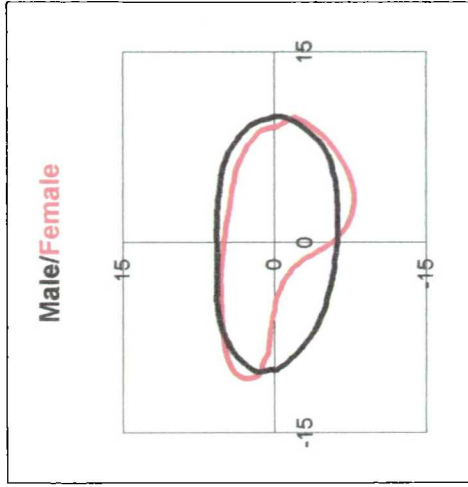
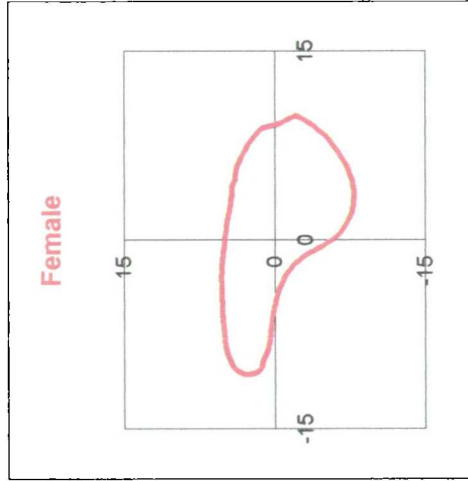
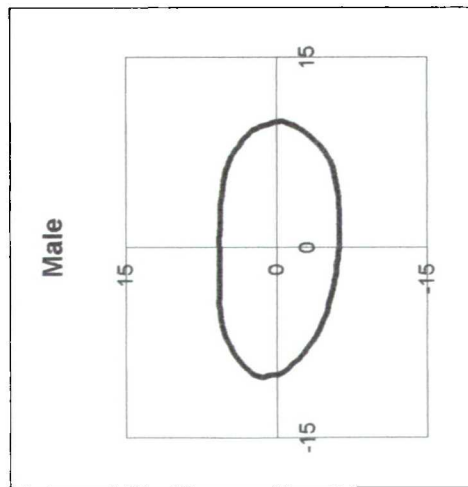
**Cervus Proximal Metacarpus Mean Shapes**



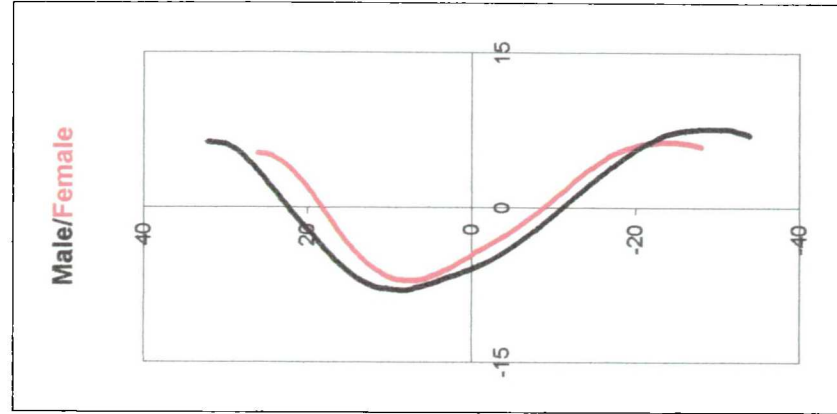
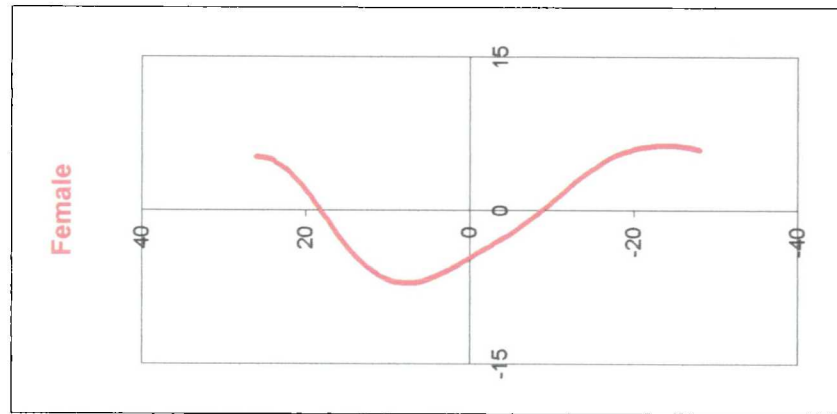
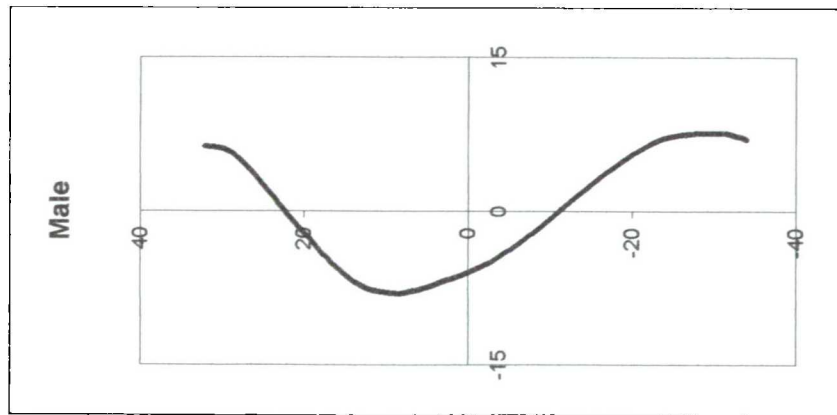
**Cervus Obturator Foramen Mean Shapes**



**Cervus Pubic Section Mean Shapes**

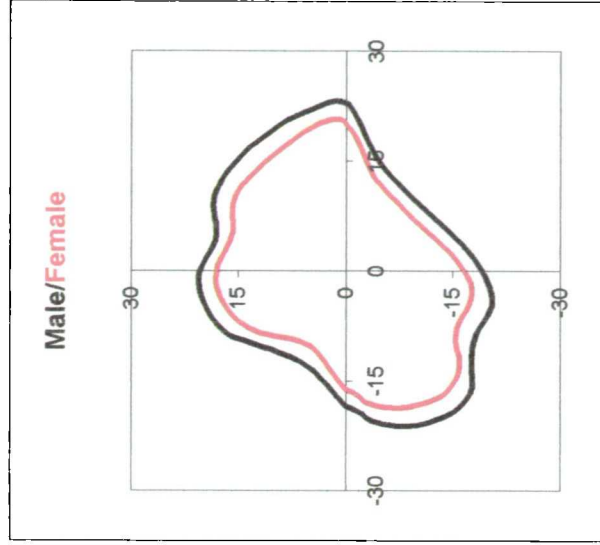
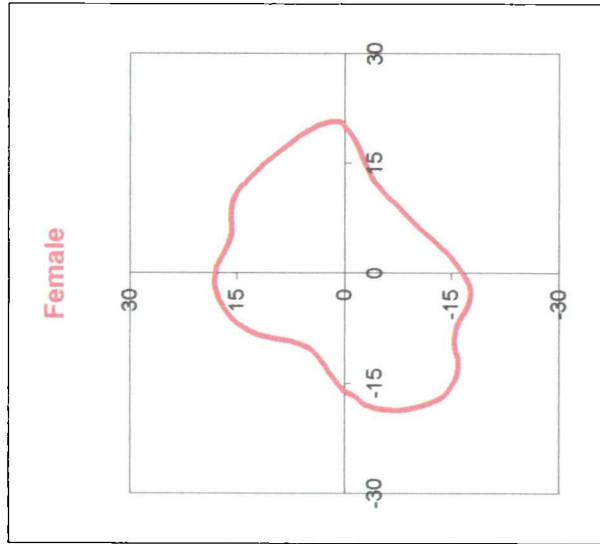
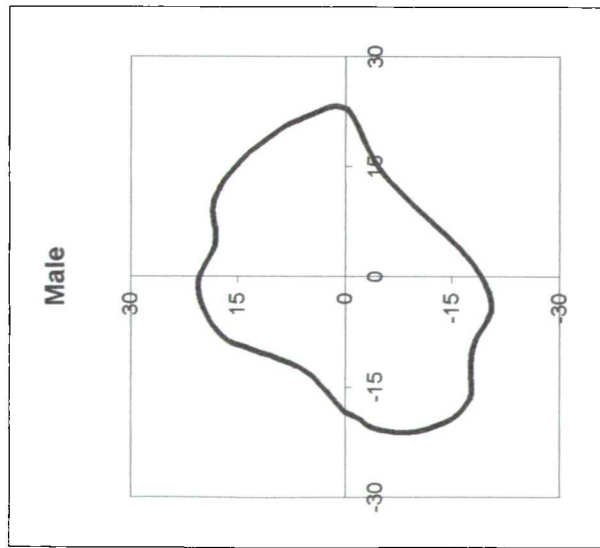


**Cervus Proximal Femur Mean Shapes**

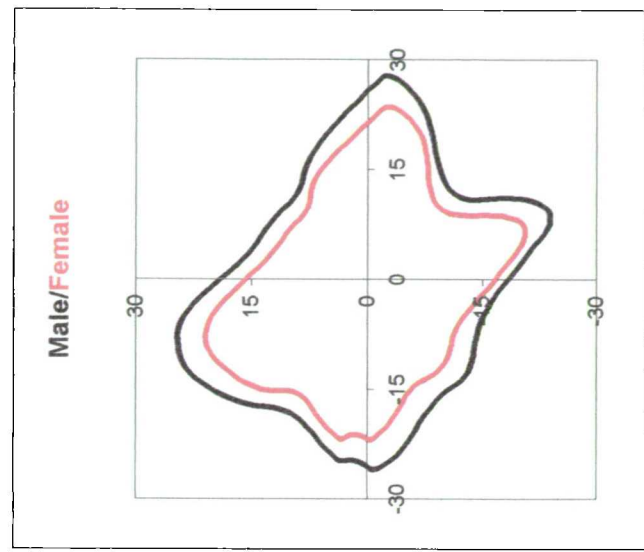
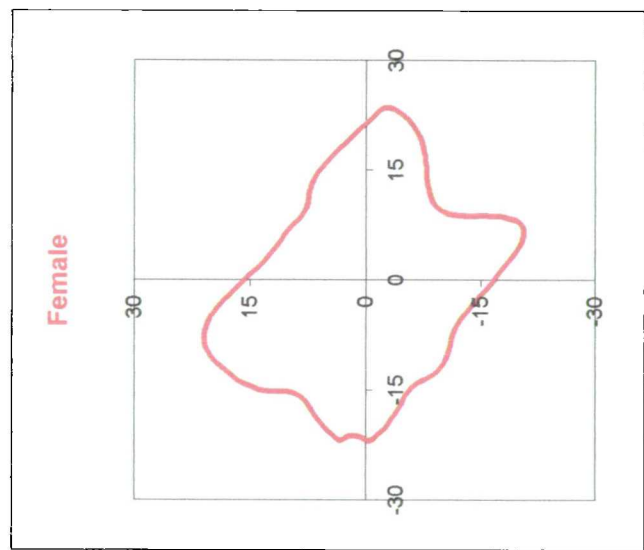
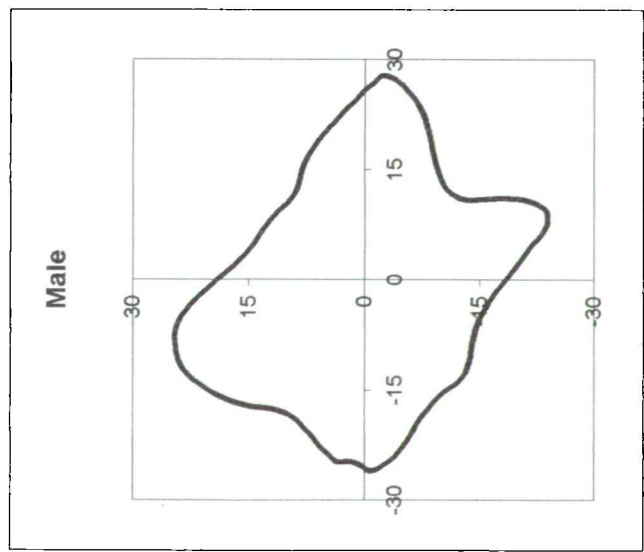




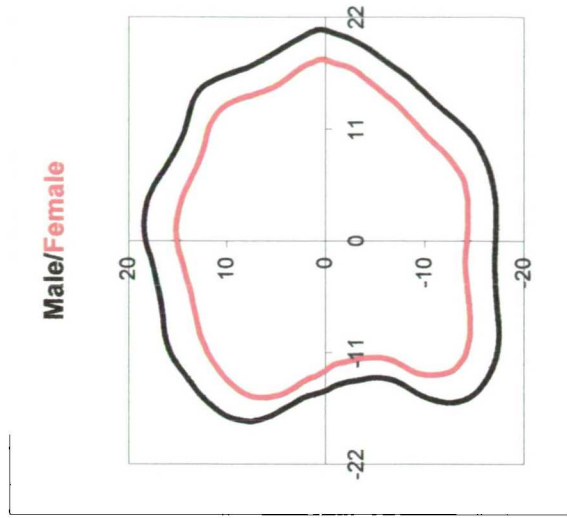
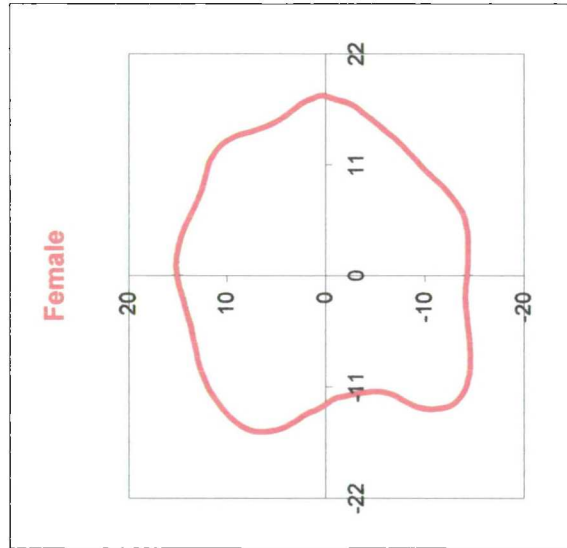
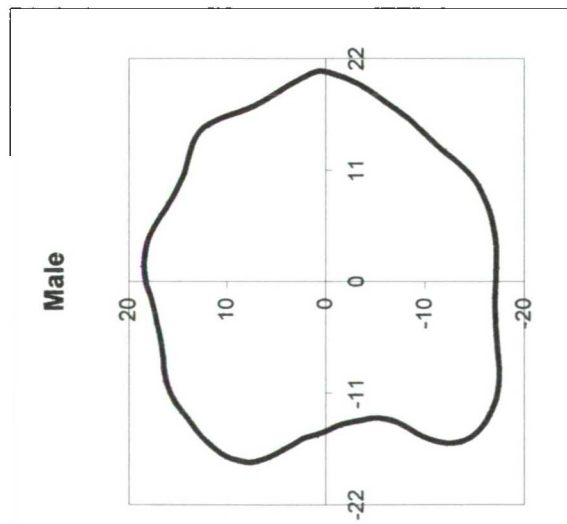
**Cervus Distal Tibia Mean Shapes**



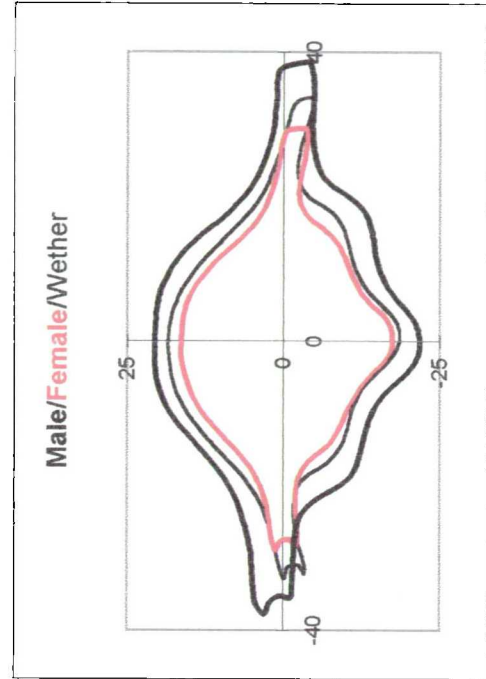
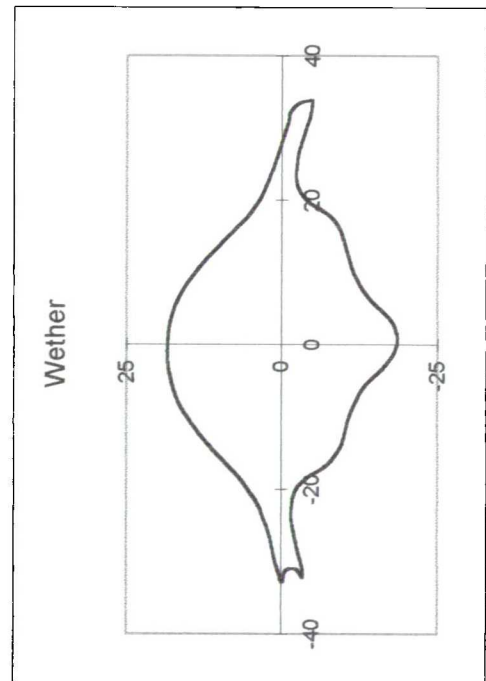
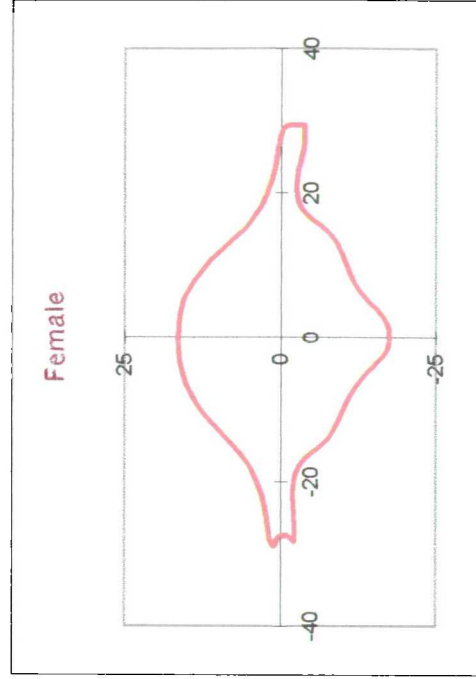
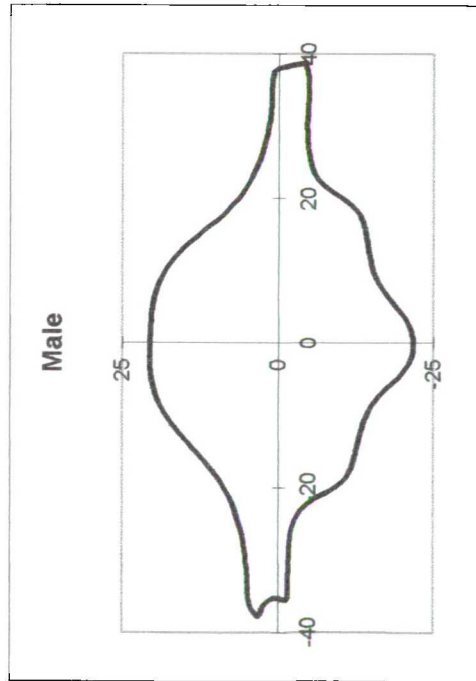
**Cervus Astragalus Mean Shapes**



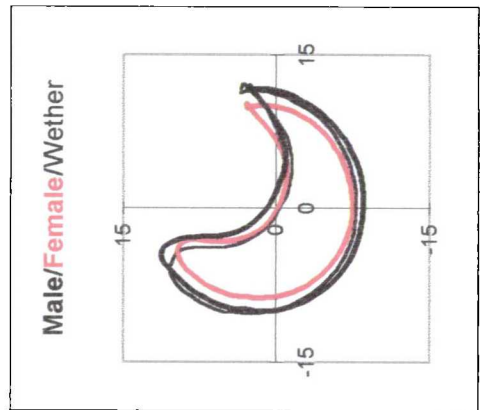
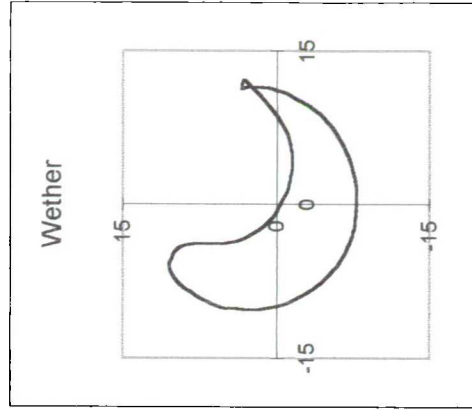
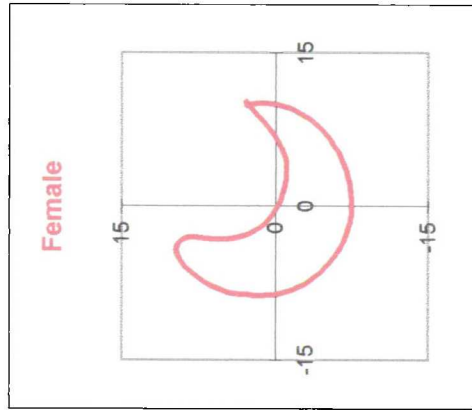
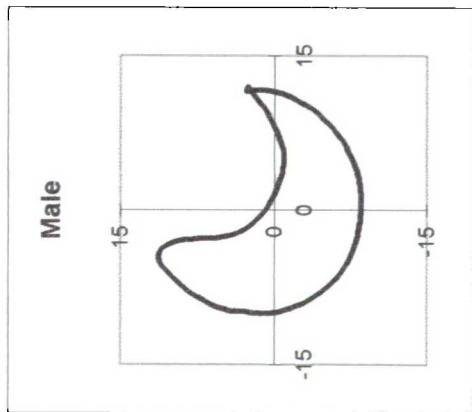
**Cervus Proximal Metatarsus Mean Shapes**



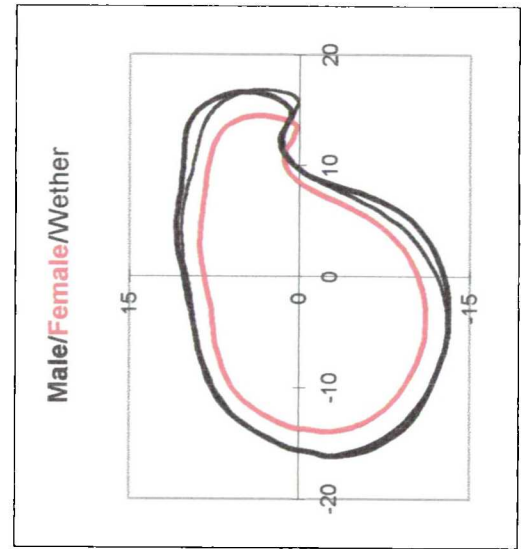
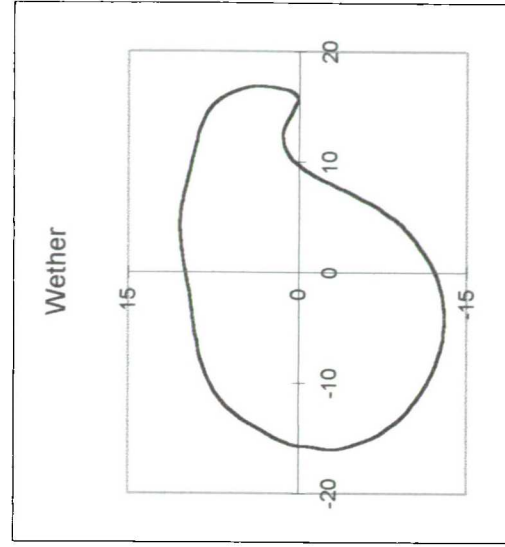
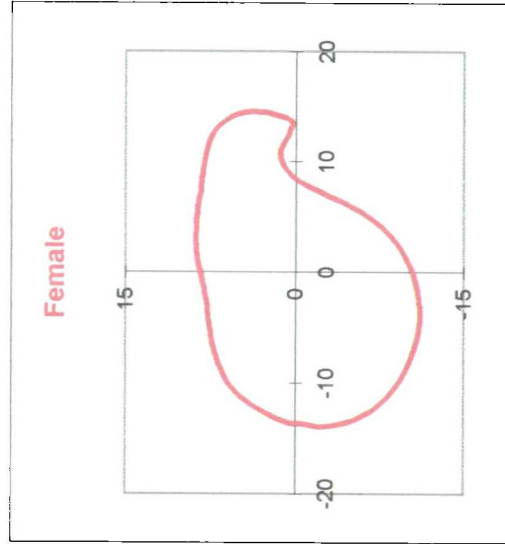
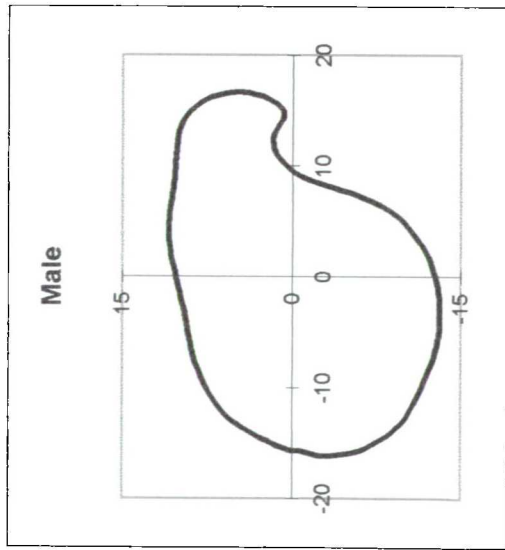
Ovis Atlas Mean Shapes



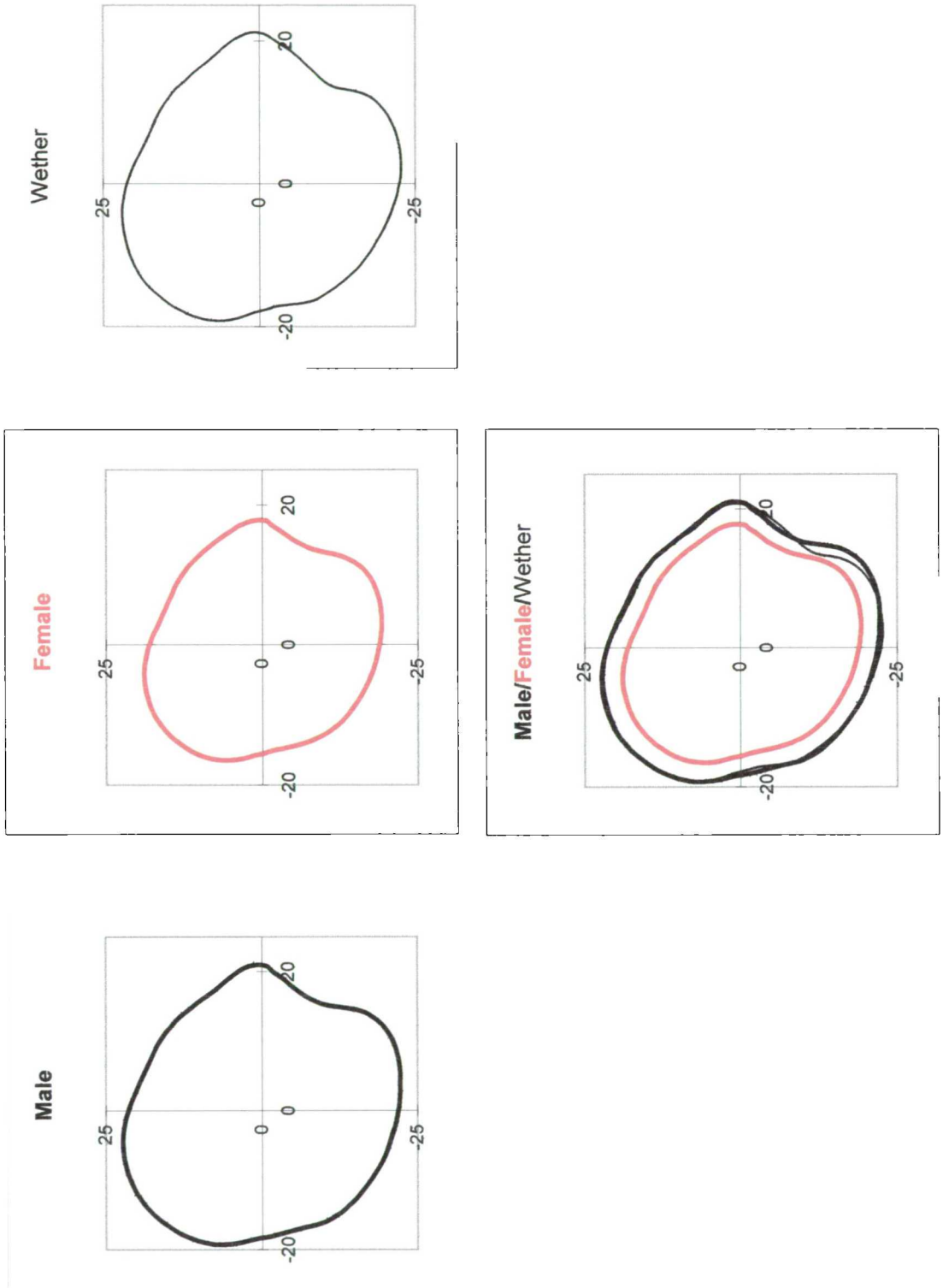
**Ovis Axial Dens Mean Shapes**



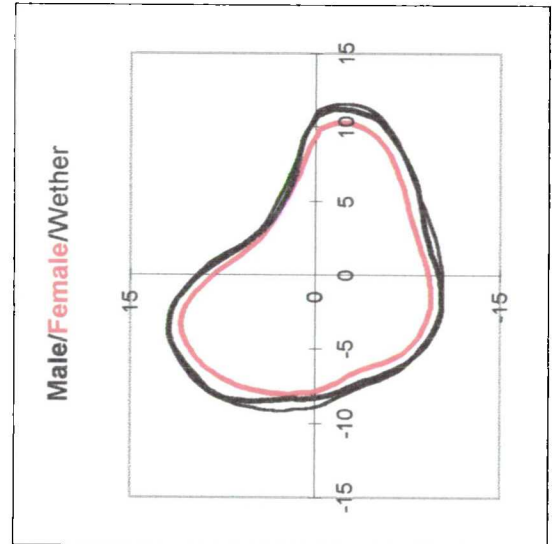
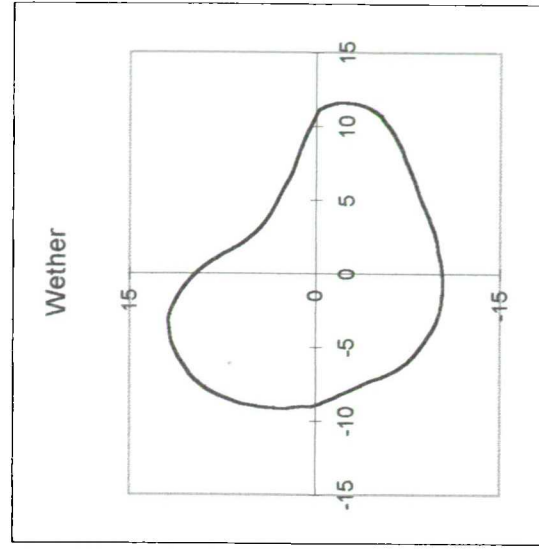
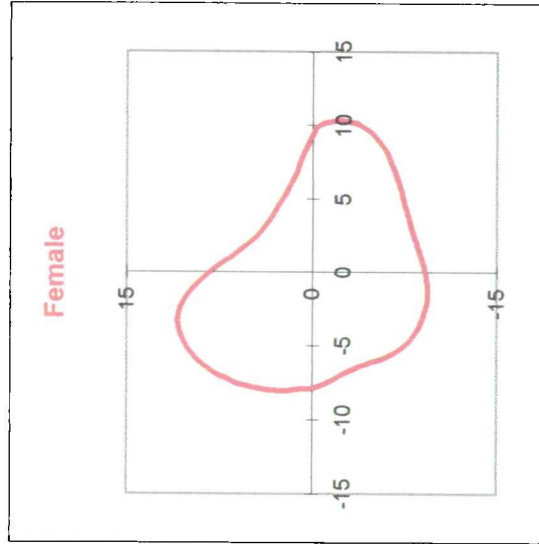
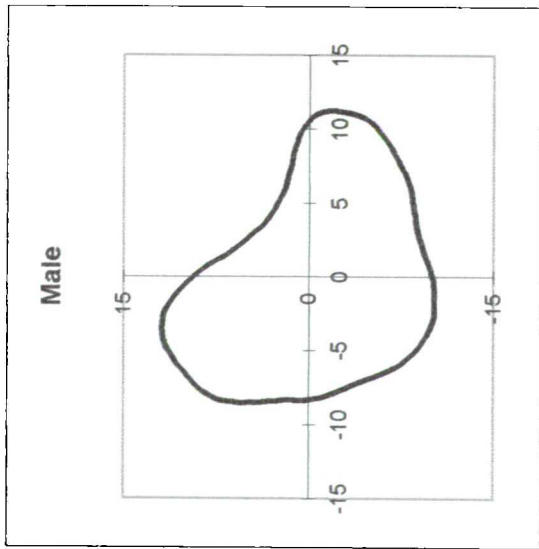
**Ovis Glenoid Fossa Mean Shapes**



### Ovis Proximal Humerus Mean Shapes

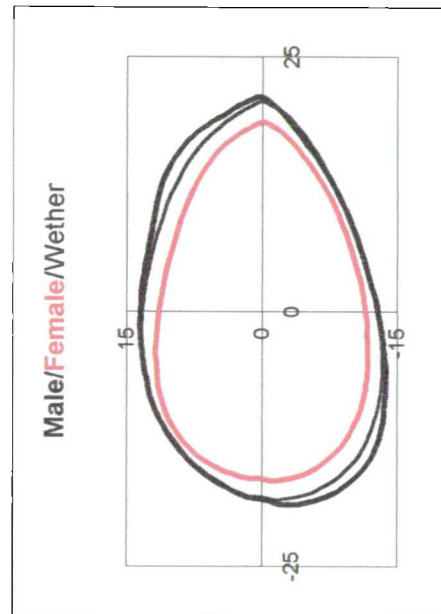
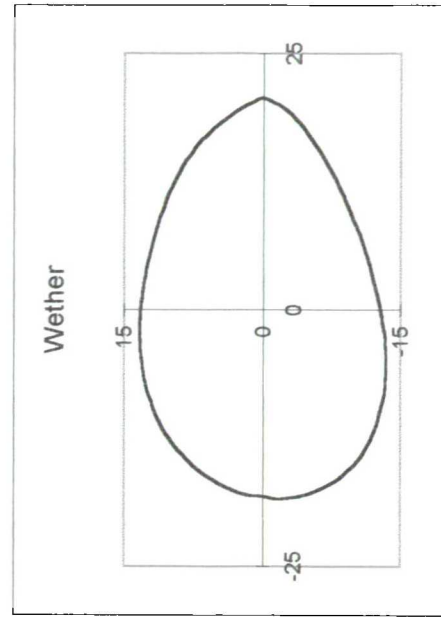
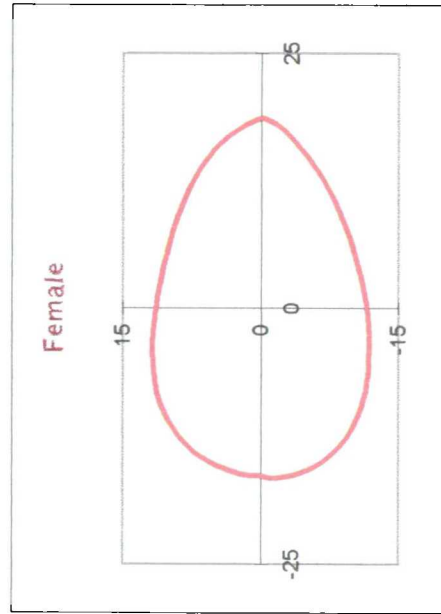
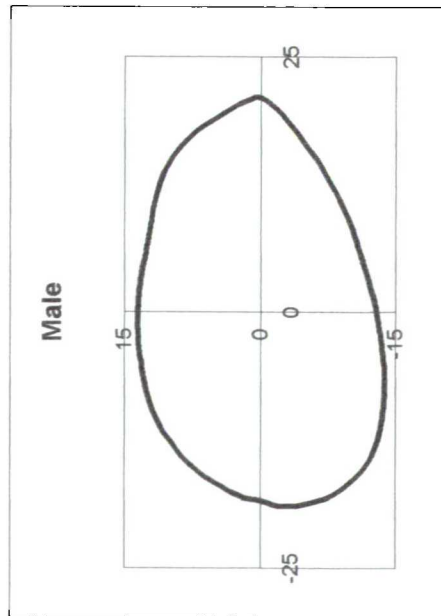


Ovis Proximal Metatarsus Mean Shapes

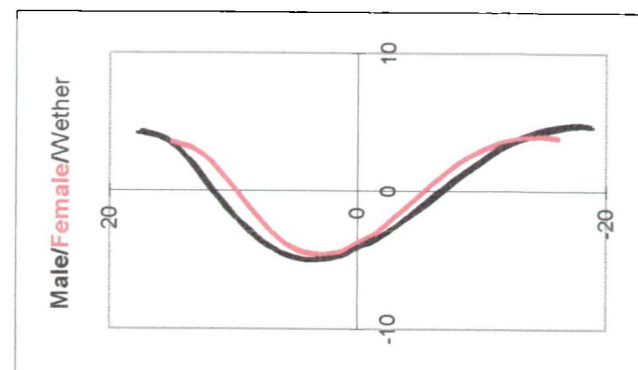
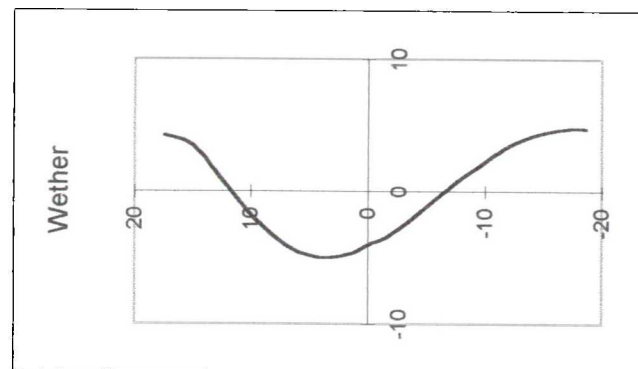
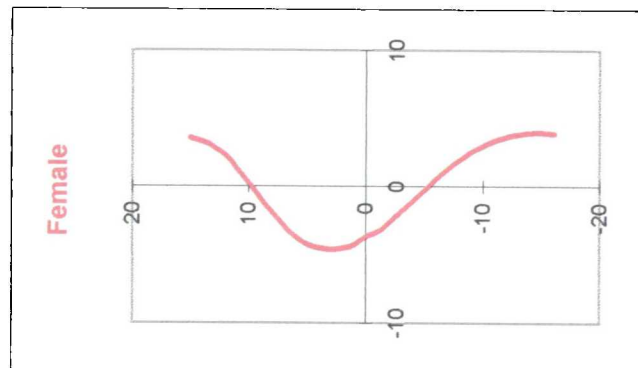
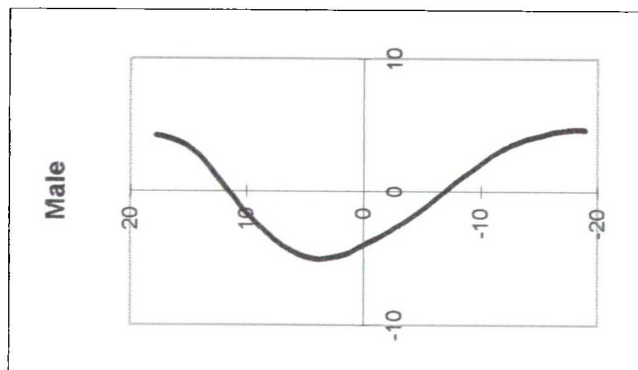




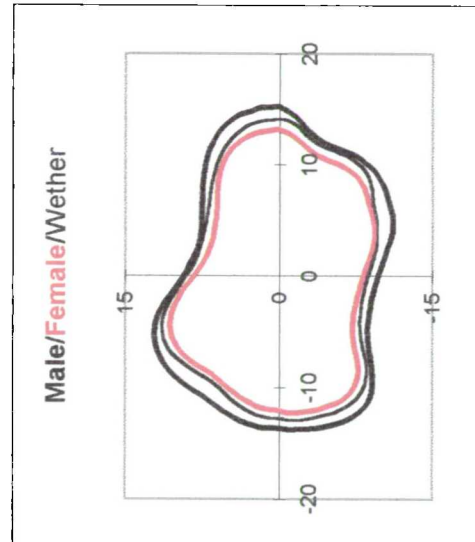
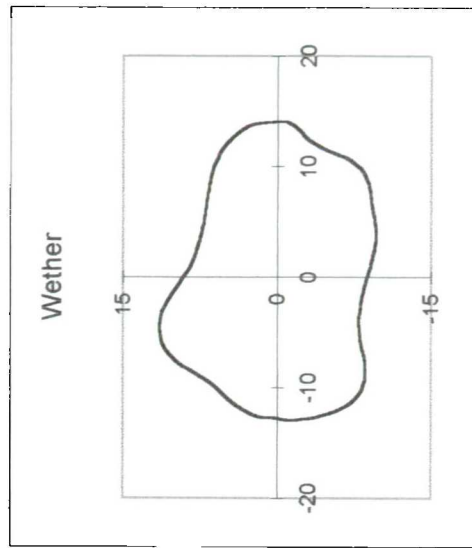
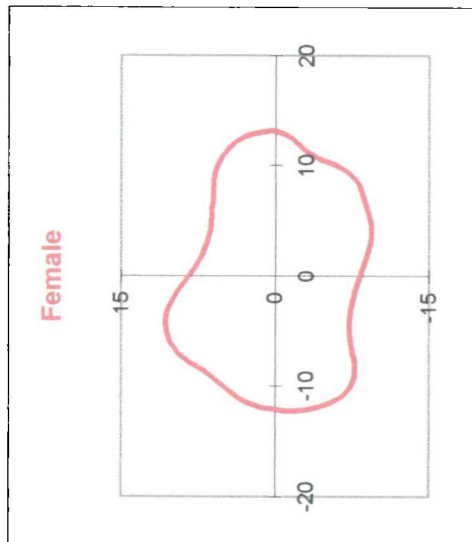
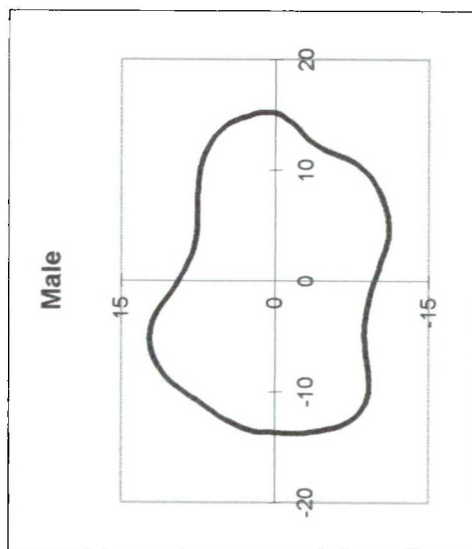
Ovis Obturator Foramen Mean Shapes



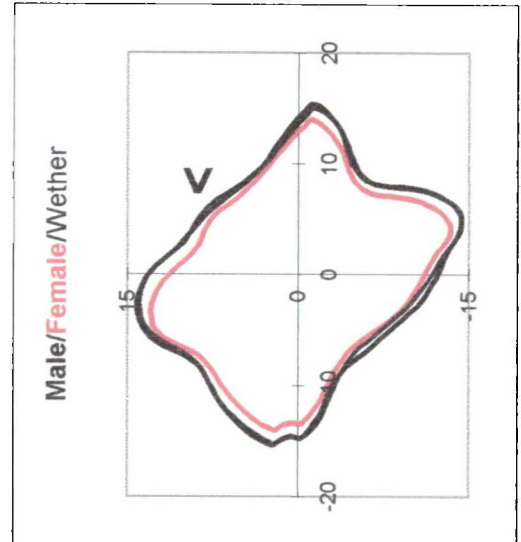
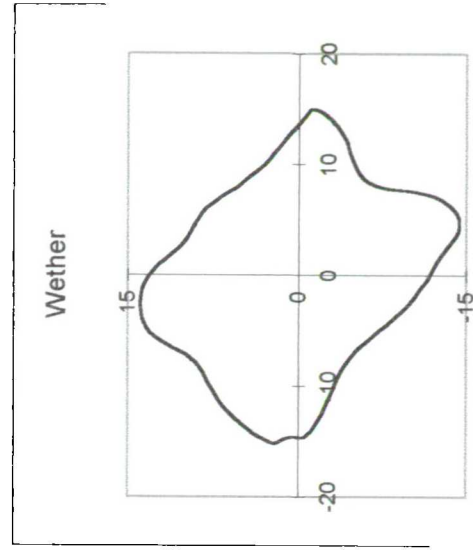
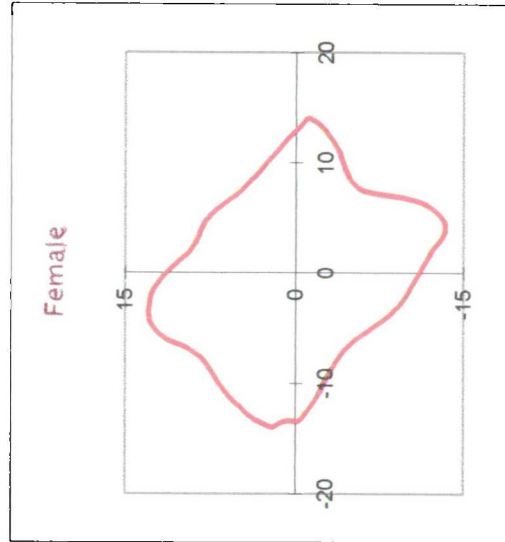
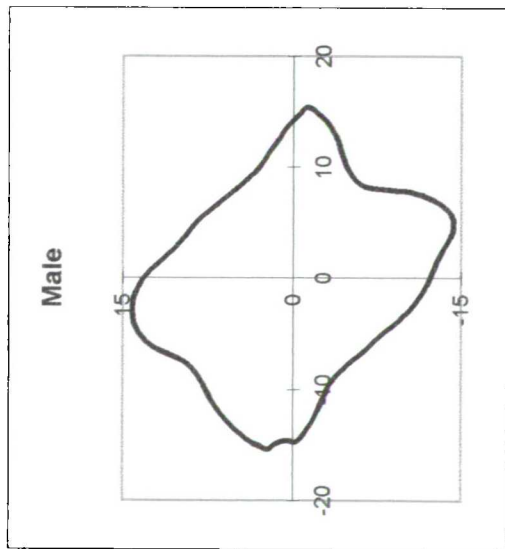
Ovis Proximal Femur Mean Shapes



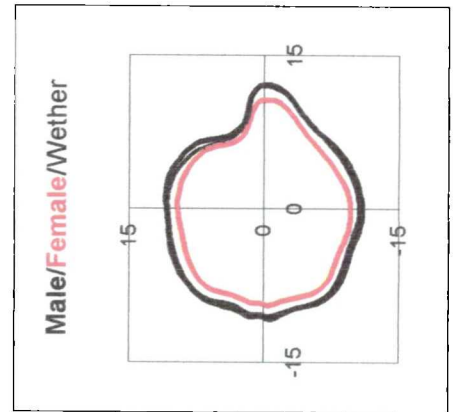
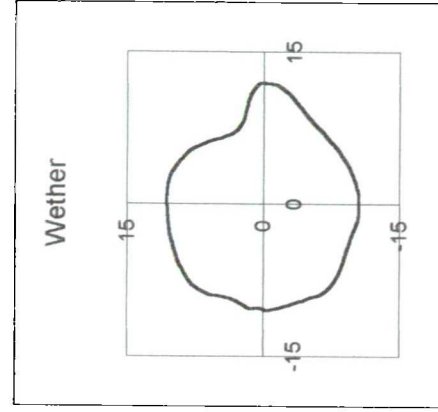
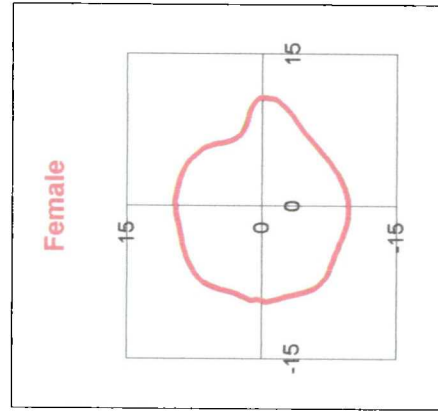
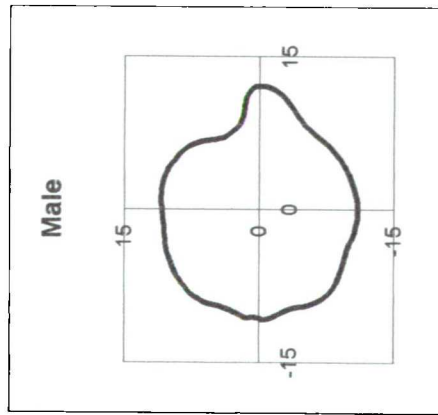
**Ovis Distal Tibia Mean Shapes**



Ovis Astragalus Mean Shapes



Ovis Proximal Metatarsus Mean Shapes

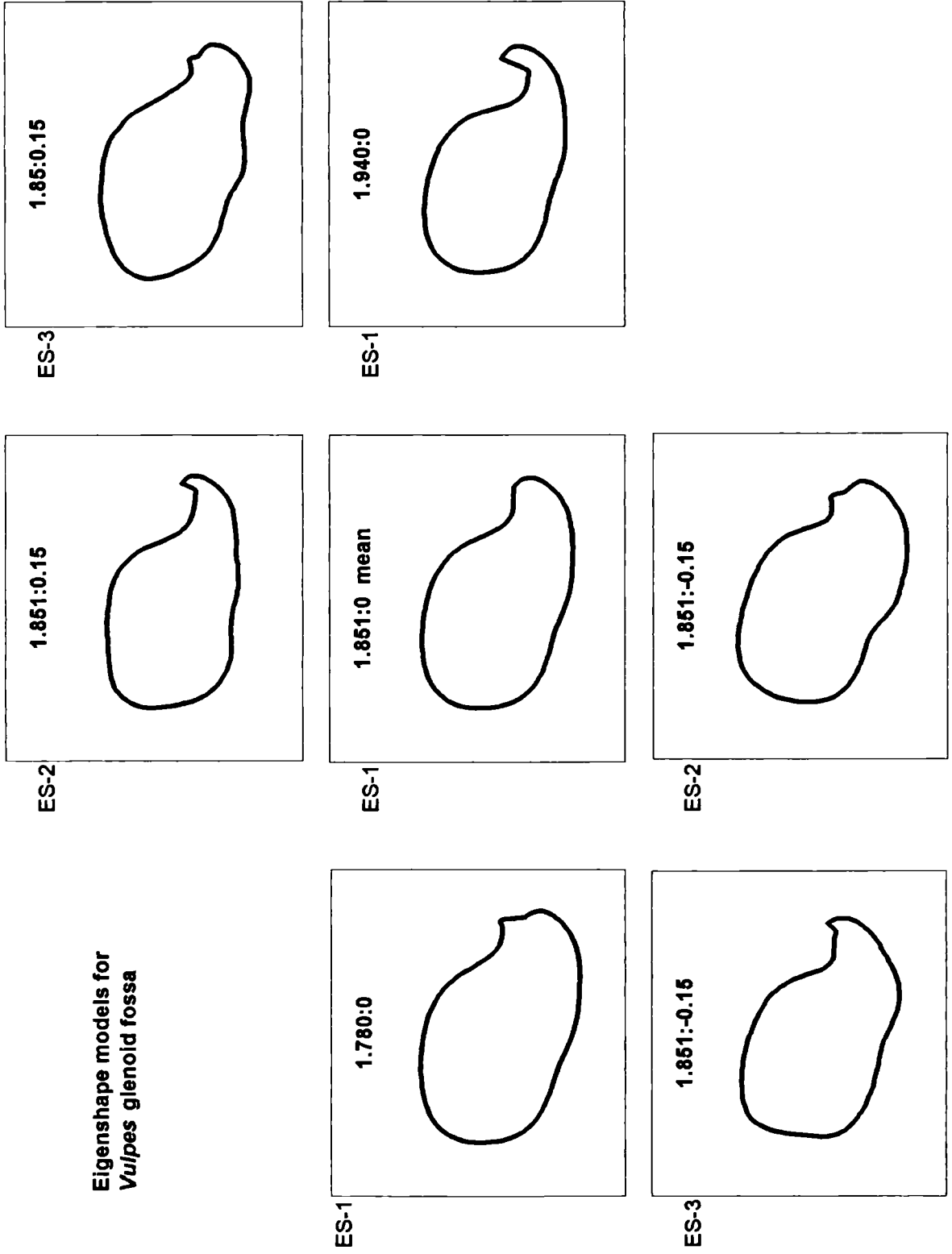


## Appendix G

### Eigenshape Models

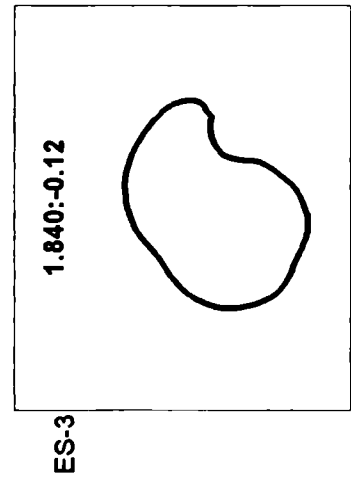
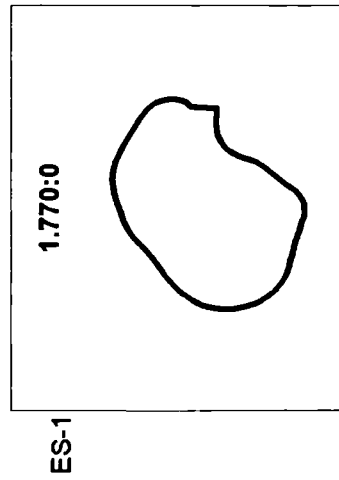
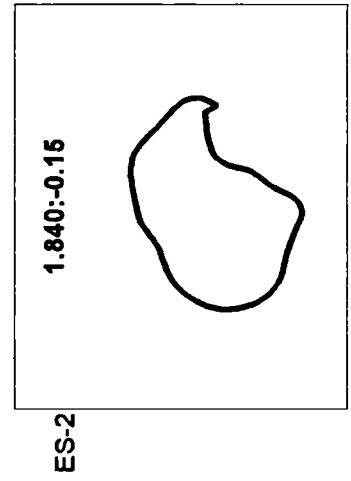
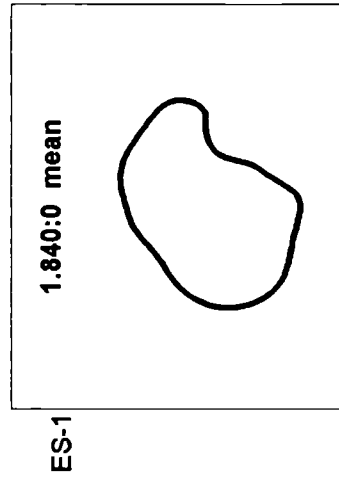
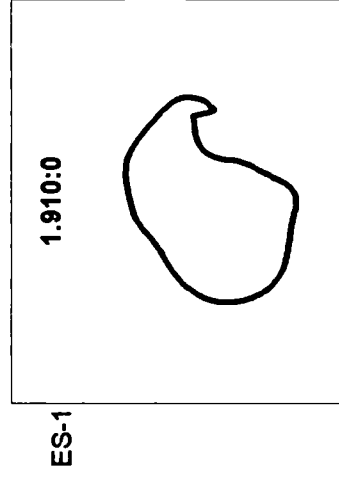
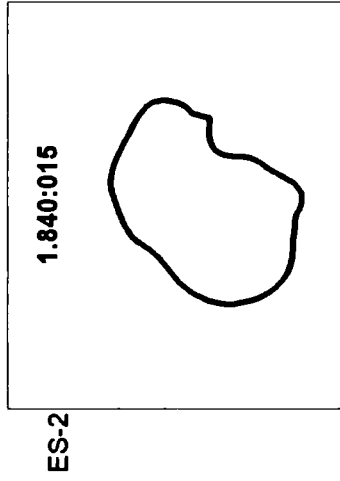
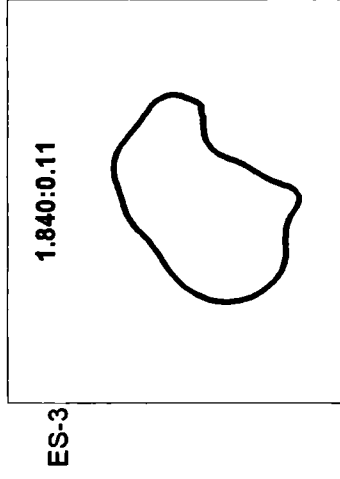
- G.1 *Vulpes* eigenshape models
- Glenoid fossa
  - Proximal humerus
  - Distal humerus
  - Obturator foramen
  - Proximal femur
- G.2 *Dama* eigenshape models
- Atlas
  - Axial dens
  - Glenoid fossa
  - Distal humerus
  - Proximal metacarpus
  - Obturator foramen
  - Proximal femur
  - Distal tibia
  - Astragalus
  - Proximal metatarsus
- G.3 *Cervus* eigenshape models
- Axial dens
  - Glenoid fossa
  - Distal humerus
  - Proximal metacarpus
  - Obturator foramen
  - Pubic section
  - Proximal femur
  - Distal tibia
  - Astragalus
  - Proximal metatarsus
- G.4 *Ovis* eigenshape models
- Atlas
  - Axial dens
  - Glenoid fossa
  - Proximal humerus
  - Proximal metacarpus
  - Obturator foramen
  - Proximal femur
  - Distal tibia
  - Astragalus
  - Proximal metatarsus

**Eigenshape models for  
*Vulpes glenoid fossa***






**Eigenshape models for  
*Vulpes proximal humerus***



**Eigenshape models for  
*Vulpes* distal humerus**


ES-2

**0.829:0.35**




ES-3

**0.829:0.2**




ES-1

**0.700:0**




ES-1

**0.829:0 mean**




ES-1

**1.000:0**




ES-3

**0.829:-0.25**

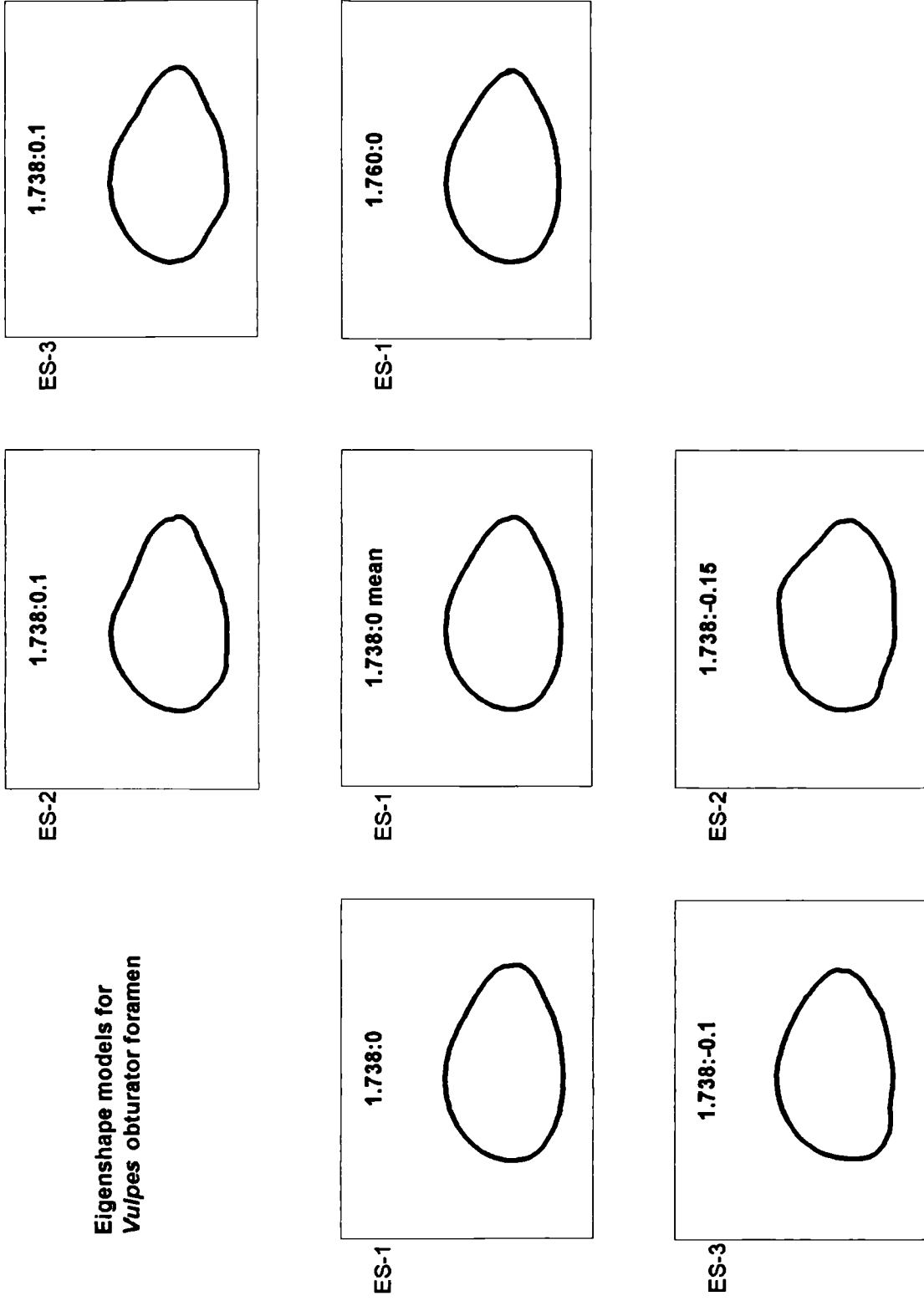


ES-2








**1.65:-0.20**



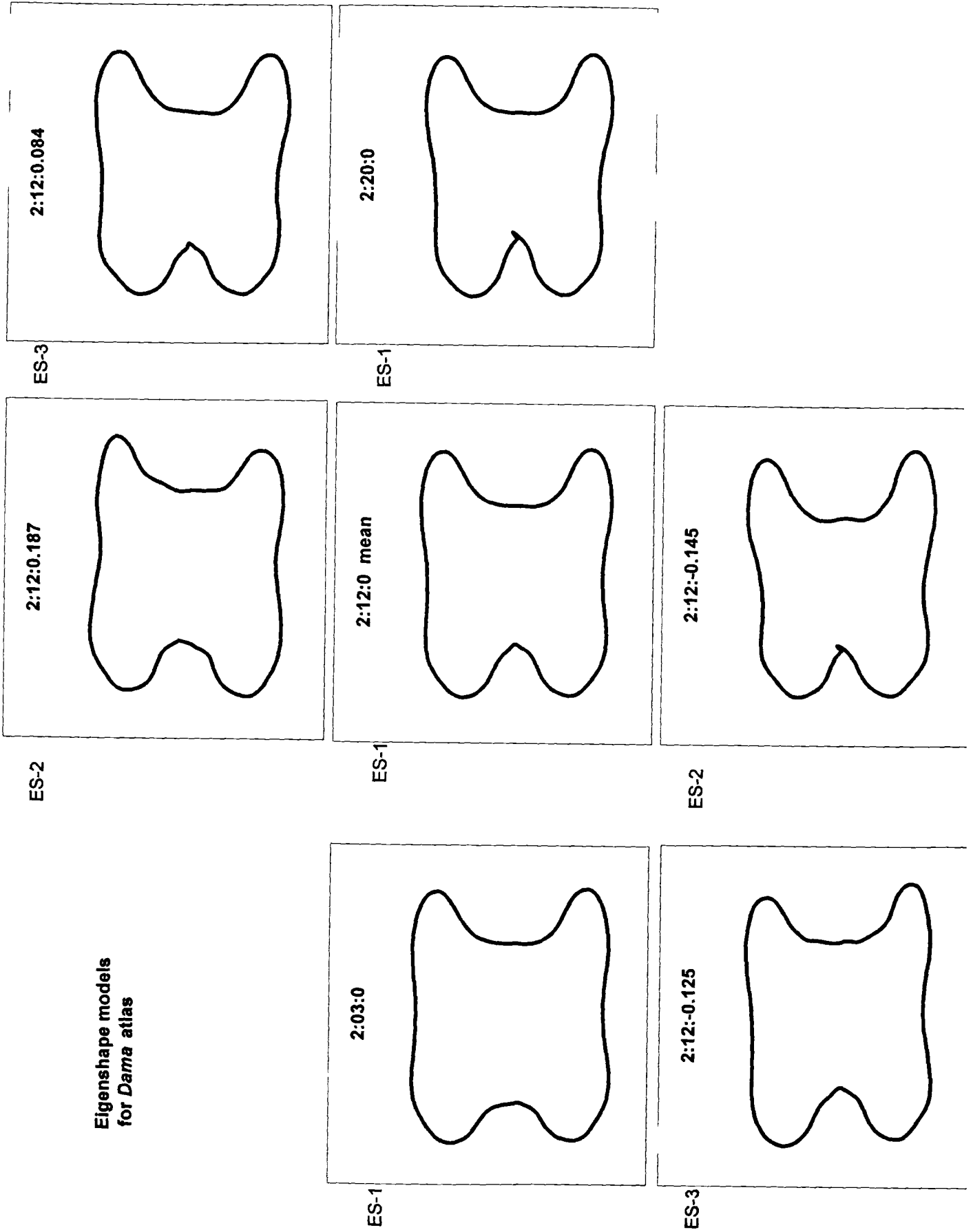
**Eigenshape models for  
*Vulpes obturator foramen***



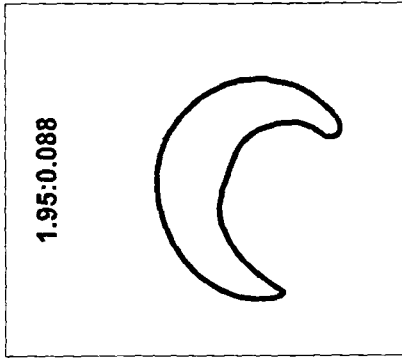
Eigenshape models for *Vulpes* proximal femur



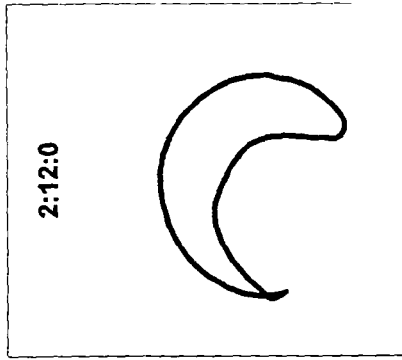
Eigenshape models  
for *Dama* atlas



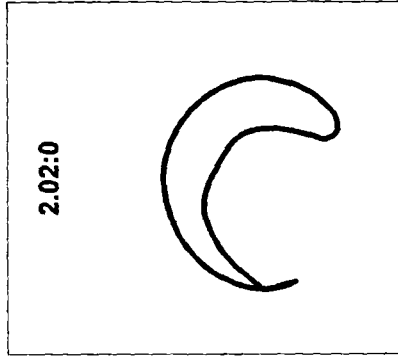
**Eigenshape models  
for *Dama* axis**



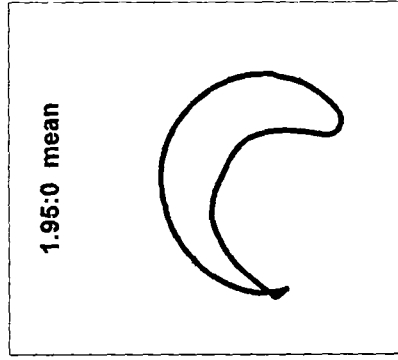
ES-3



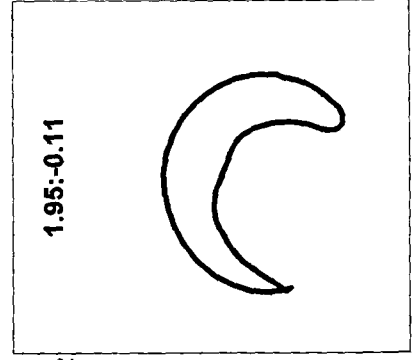
ES-2



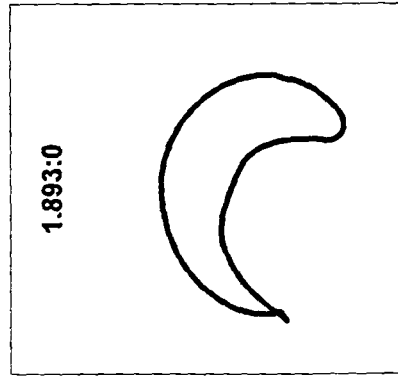
ES-1




ES-1



ES-2



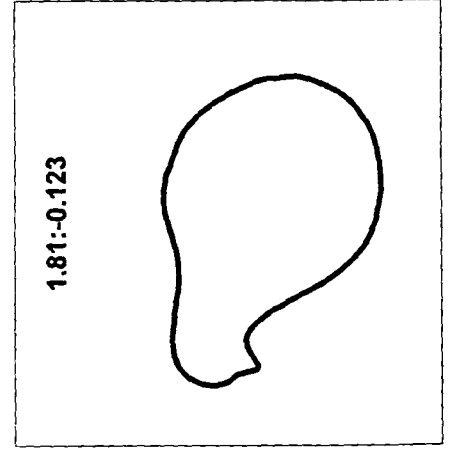
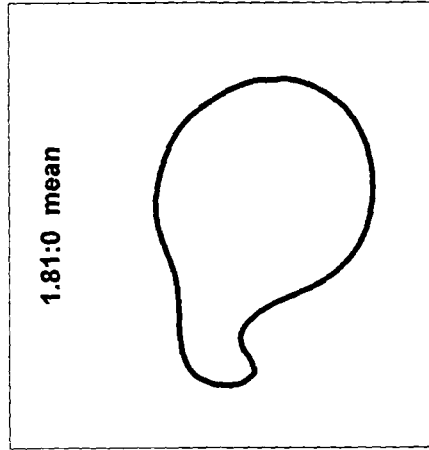





ES-1

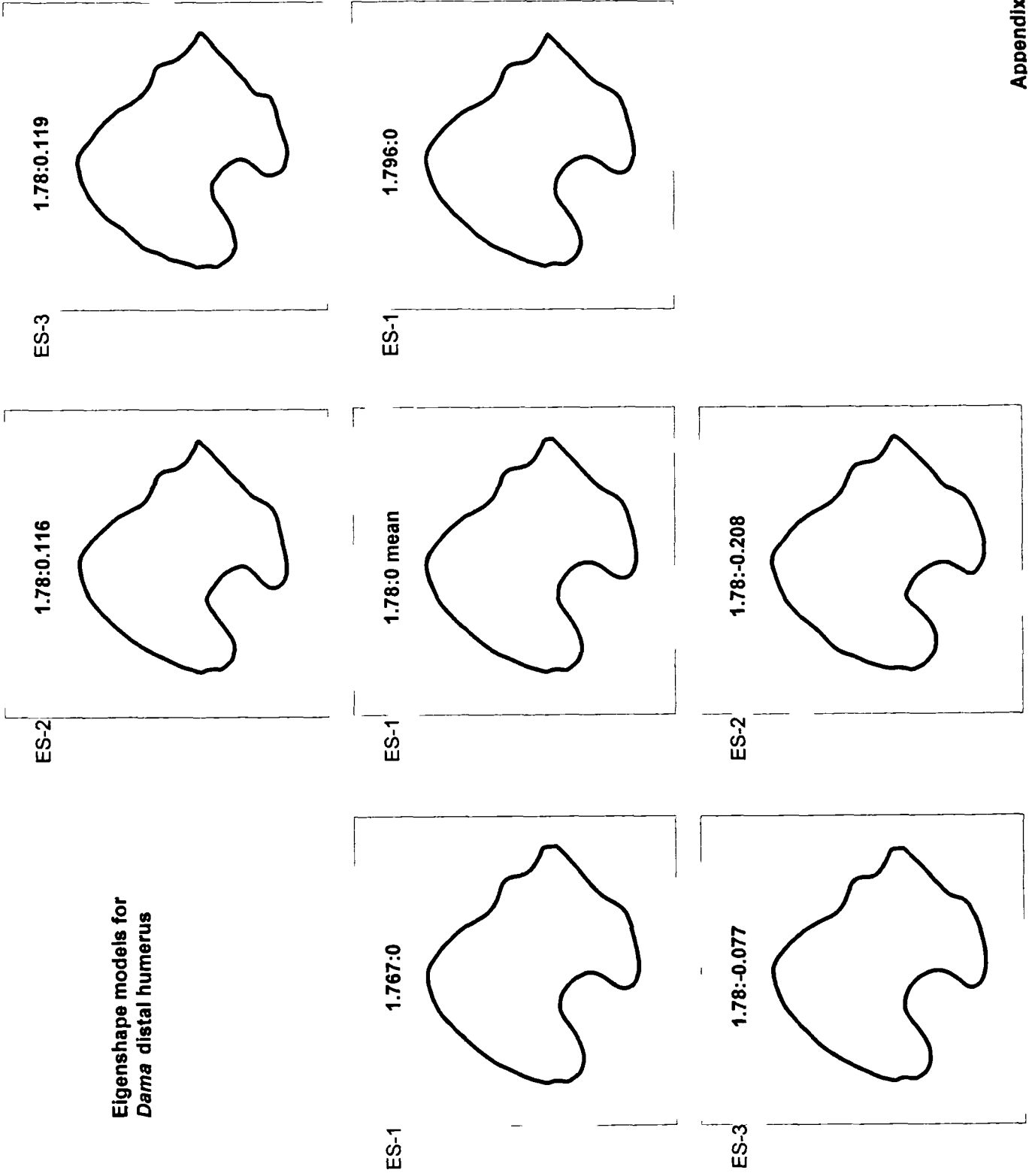


ES-3

**Eigenshape models for  
*Dama glenoid fossa***

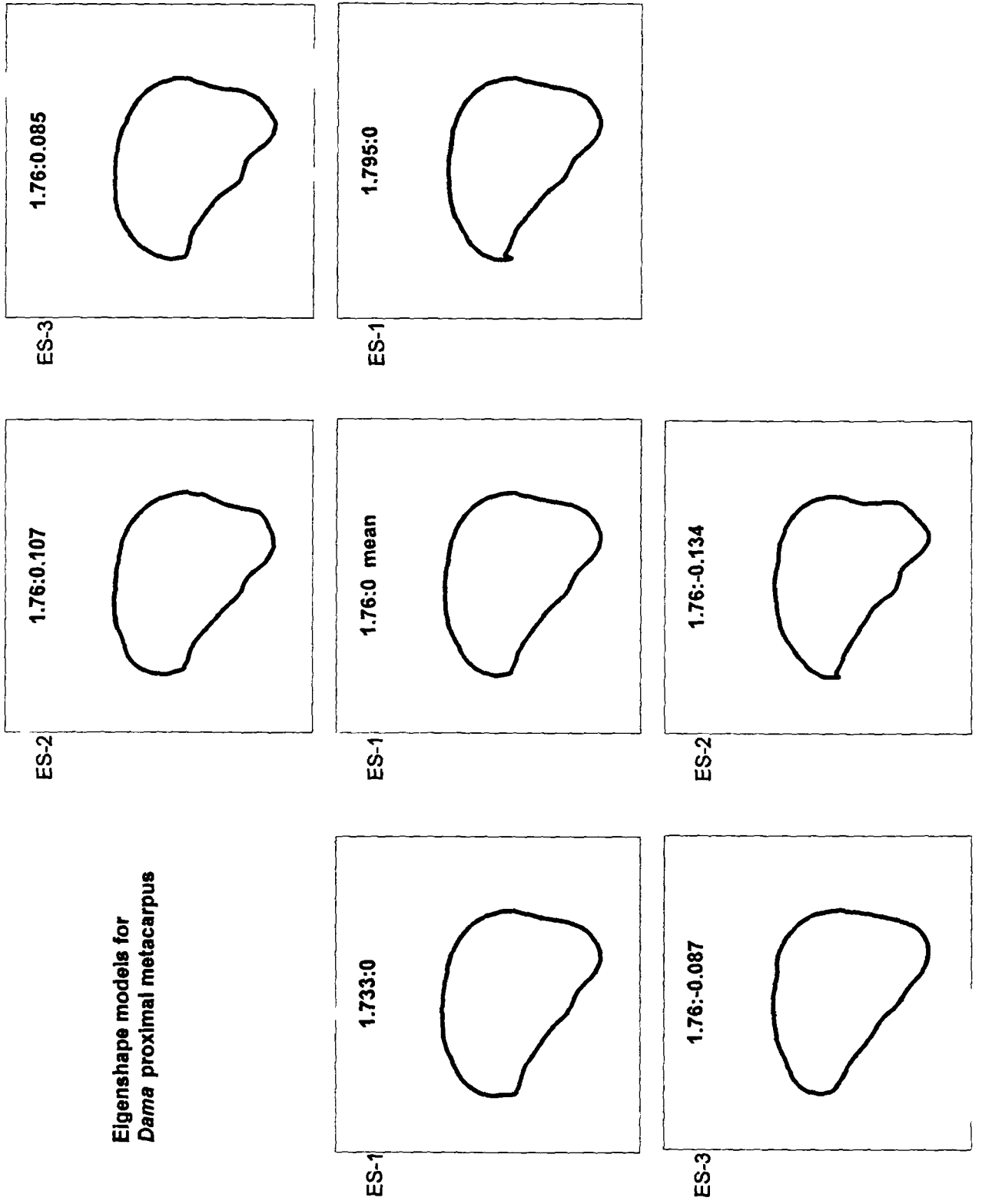


**Eigenshape models for  
*Dama* distal humerus**

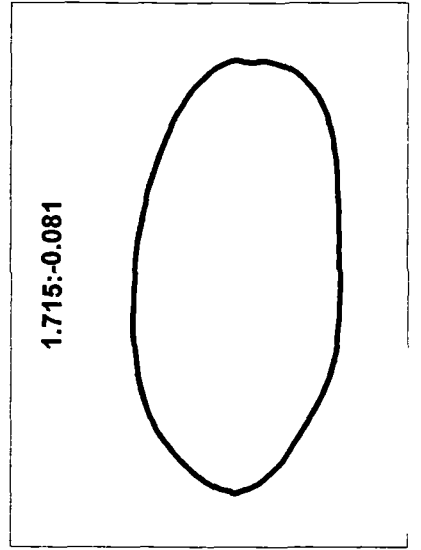
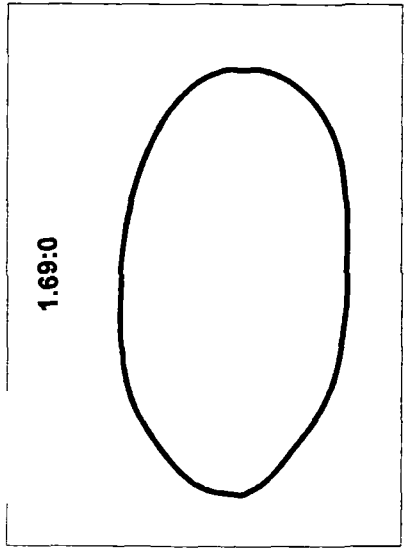
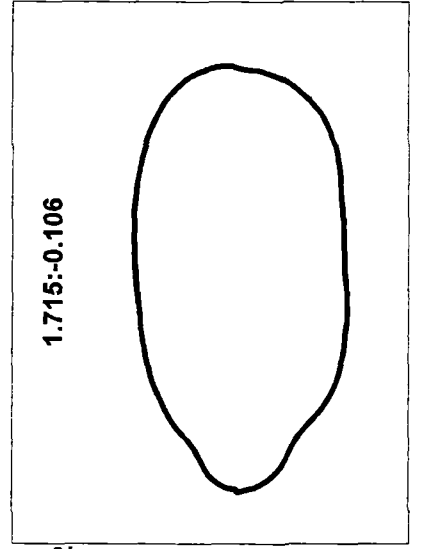
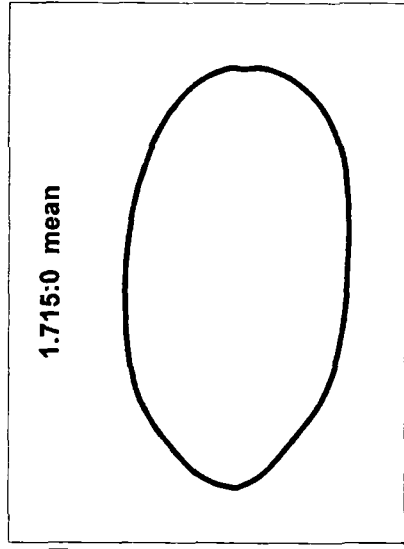
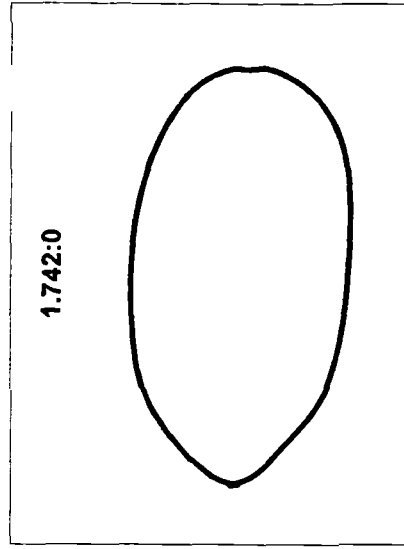
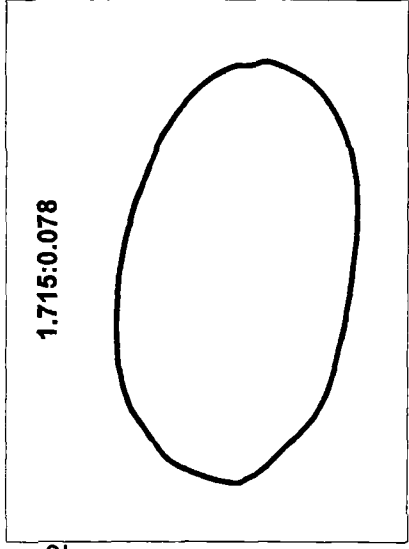
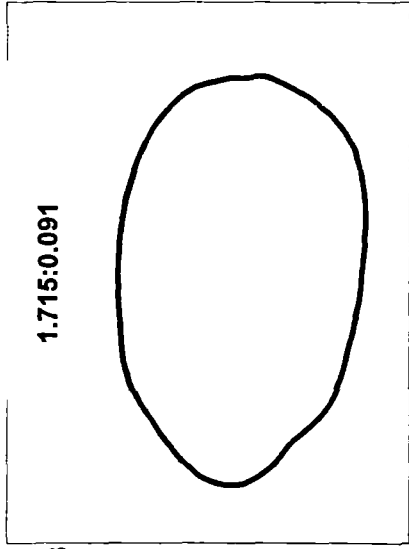




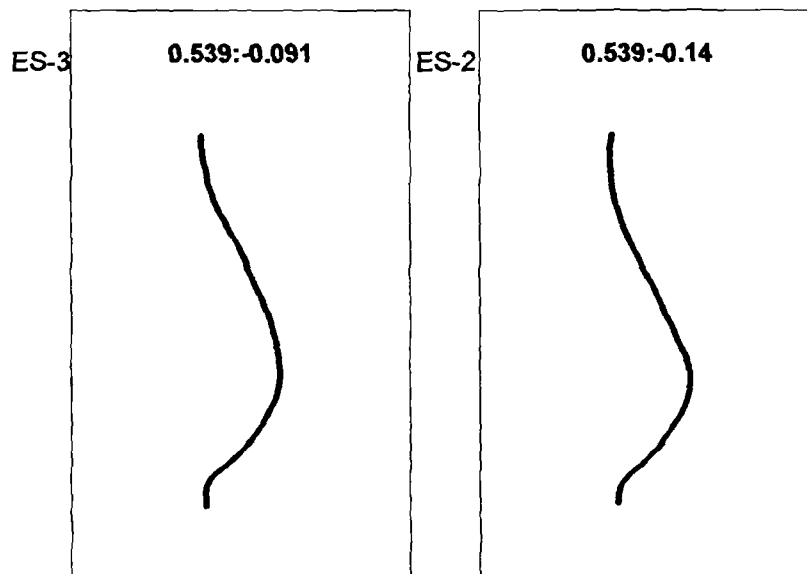
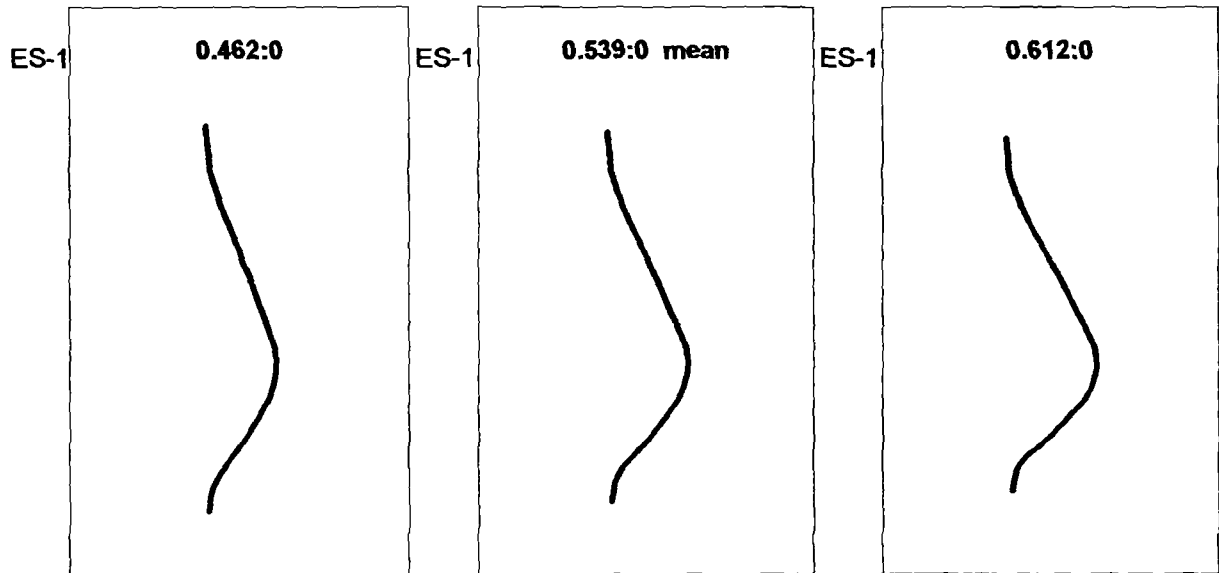
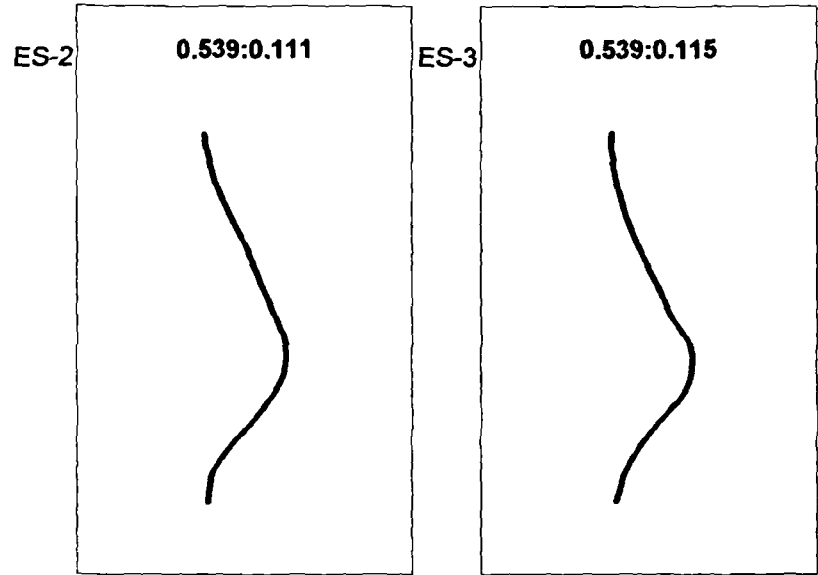
**Eigenshape models for  
*Dama proximal metacarpus***




**Eigenshape models for  
*Dama obturator foramen***



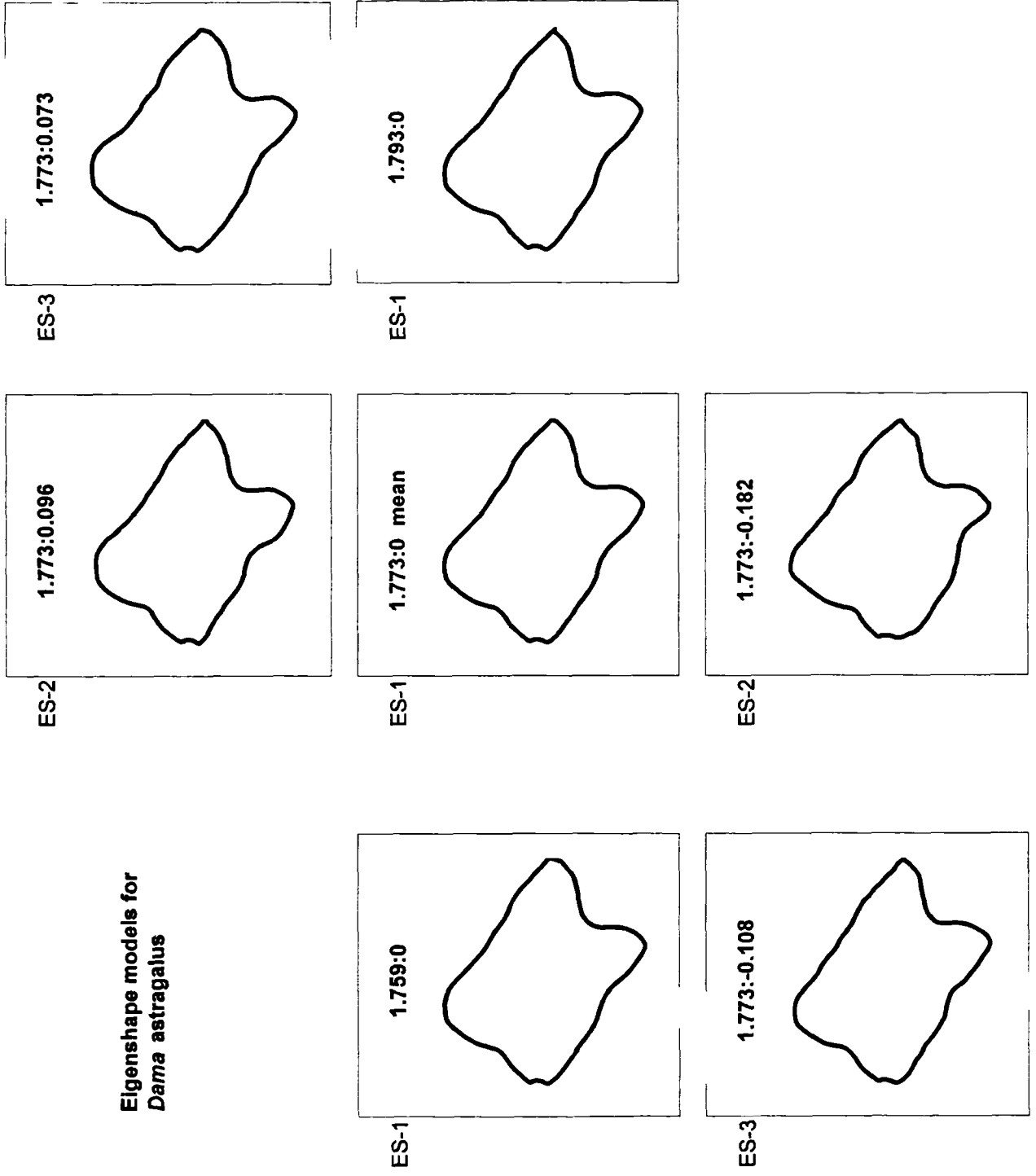
**Eigenshape models for  
*Dama* proximal femur**



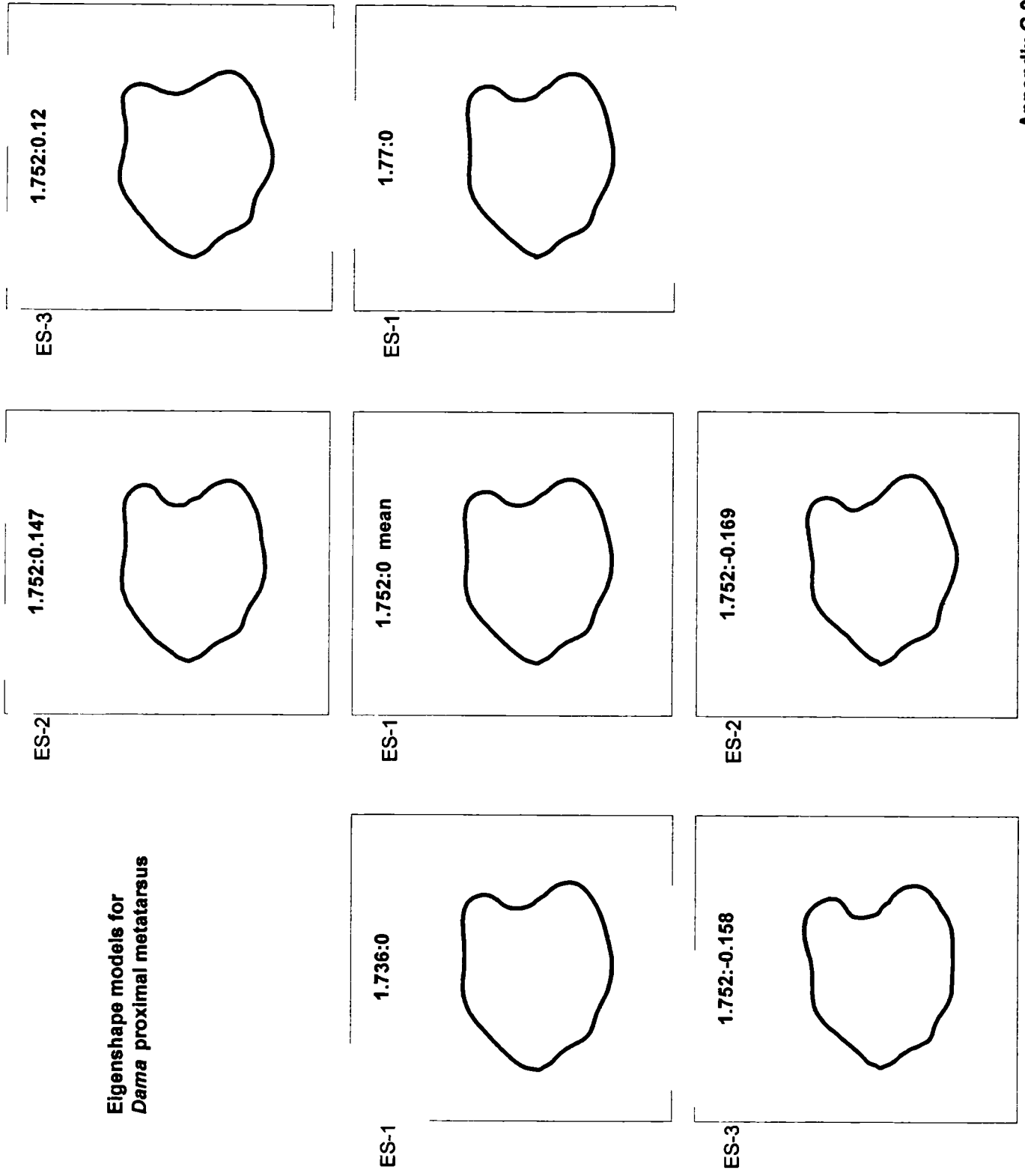
**Eigenshape models for  
*Dama* distal tibia**



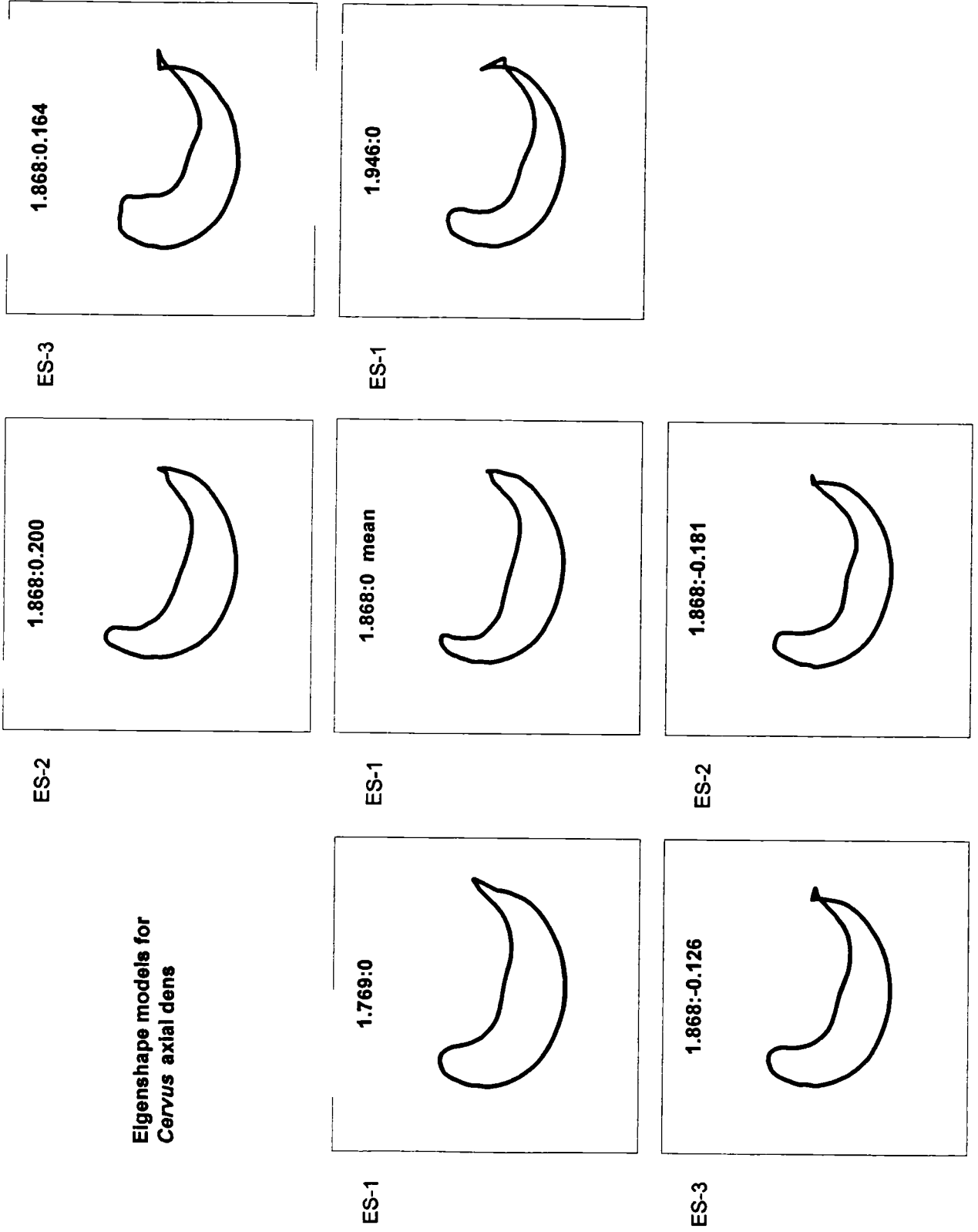
**Eigenshape models for  
*Dama astragalus***




**Eigenshape models for  
*Dama* proximal metatarsus**




**Eigenshape models for  
*Cervus axialis* dens**




**Eigenshape models for  
*Cervus* glenoid fossa**




ES-2



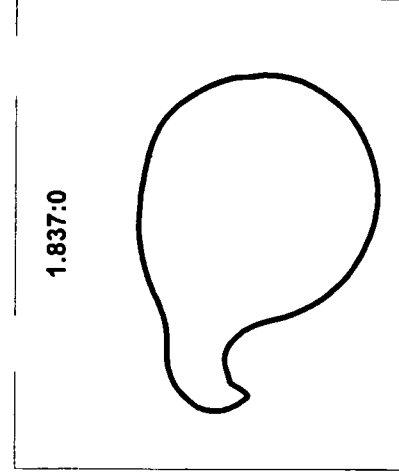
ES-3




ES-1




ES-1



ES-1



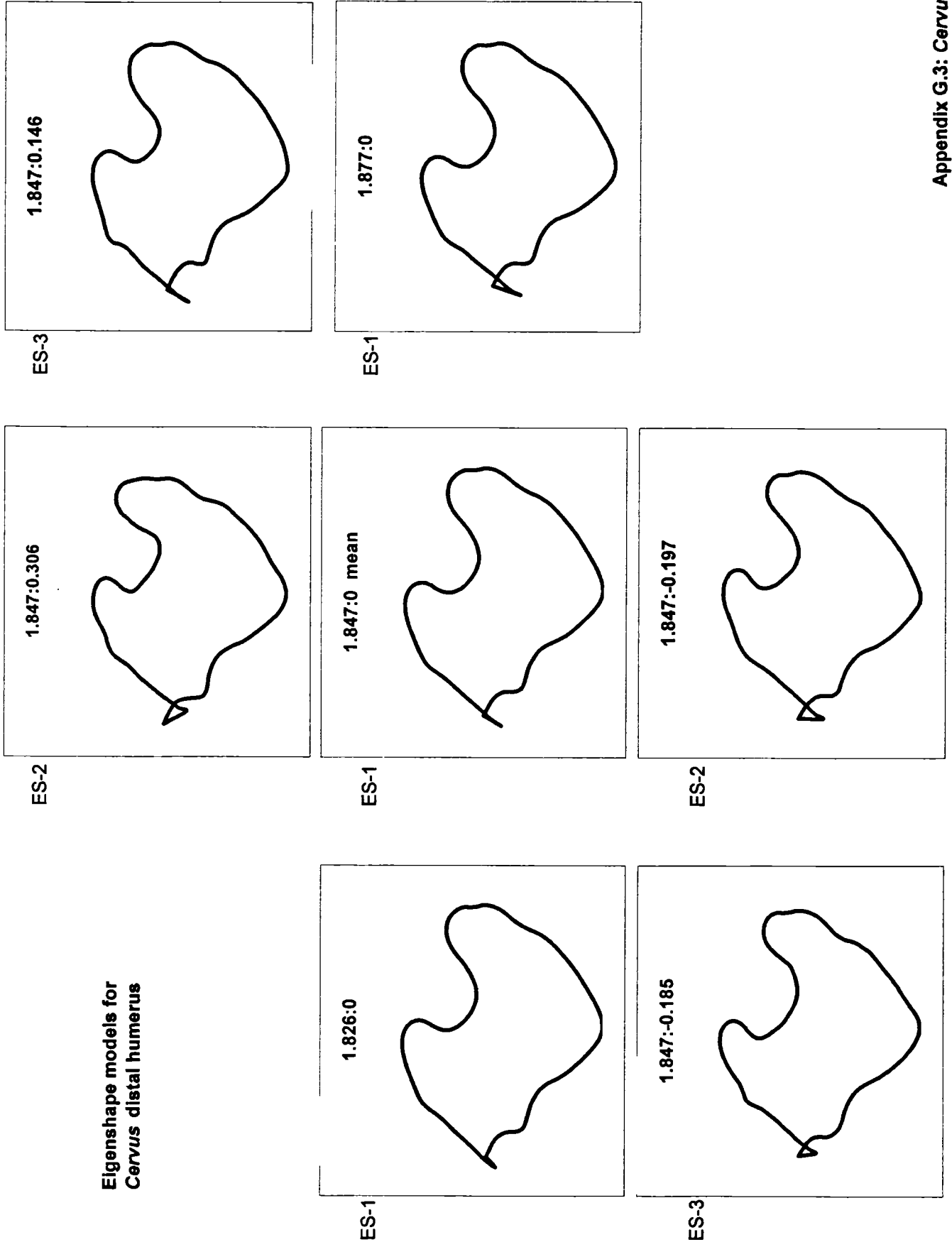
ES-3




ES-2



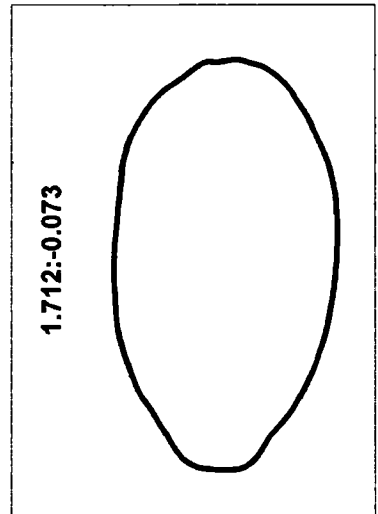
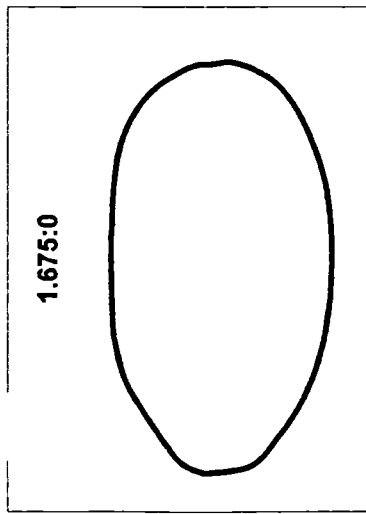
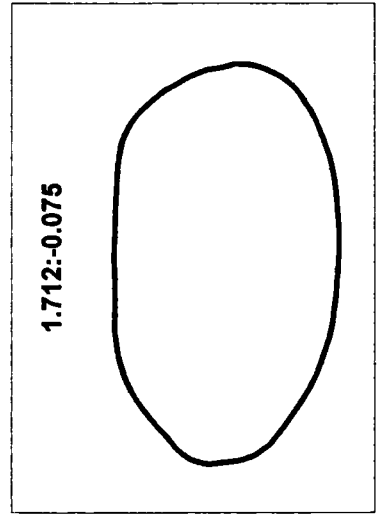
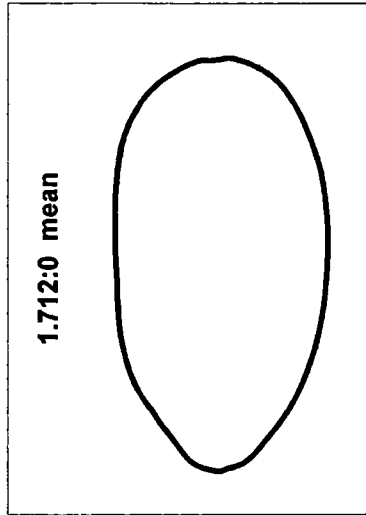
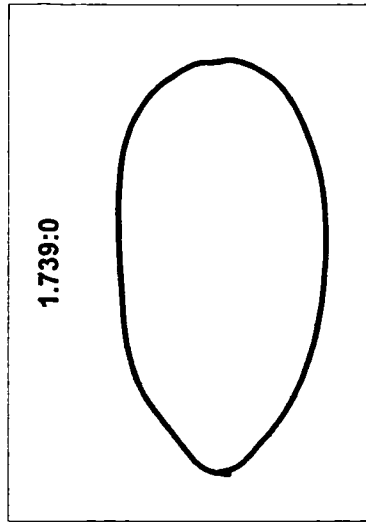
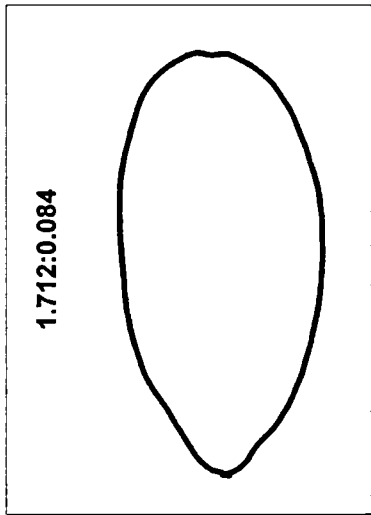
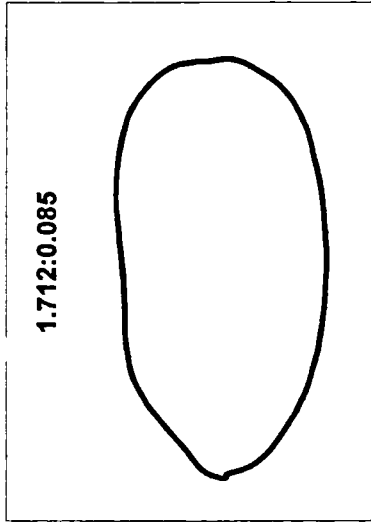
**Eigenshape models for  
*Cervus* distal humerus**




**Eigenshape models for  
Cervus proximal metacarpus**



**Eigenshape models for  
Cervus obturator foramen**




**Eigenshape models for  
*Cervus* pubic section**



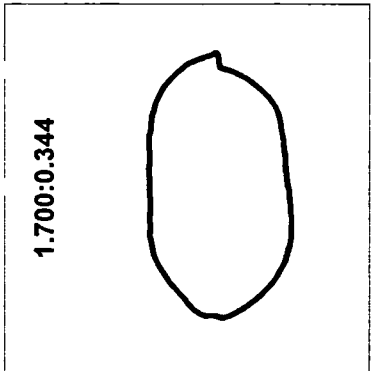
1.700:0.271

ES-3




1.764:0

ES-1




1.700:0.344

ES-2




1.700:0 mean

ES-1




1.700:-0.466

ES-2



1.634:0

ES-1




1.700:-0.174

ES-3

**Eigenshape models for  
*Cervus* proximal femur**


ES-2

0.5:234



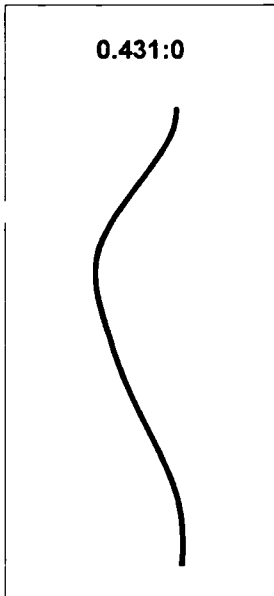
ES-3

0.5:0.097




ES-1

0.431:0




ES-1

0.5:0 mean




ES-1

0.659:0




ES-3

0.5:-0.113

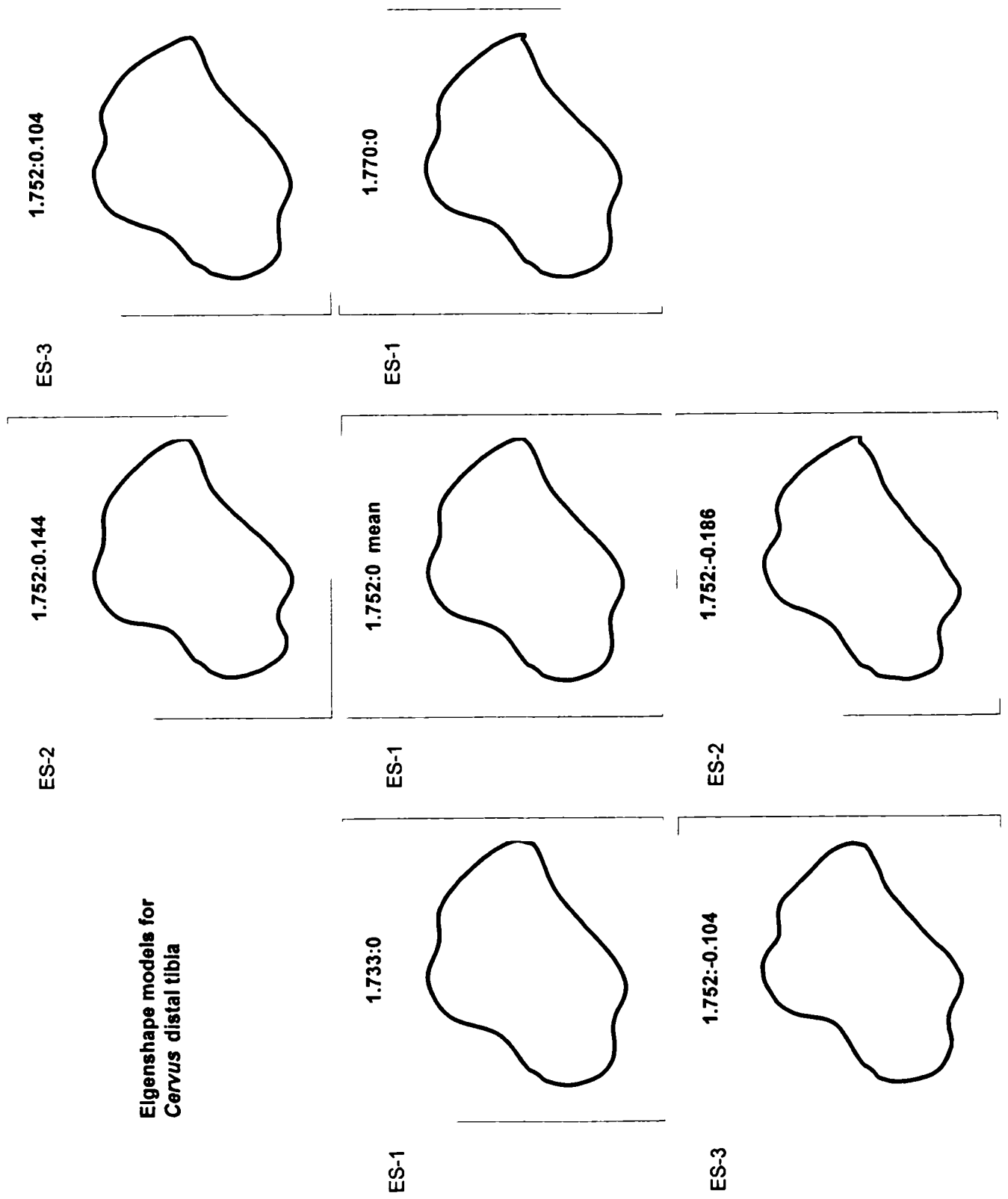


ES-2

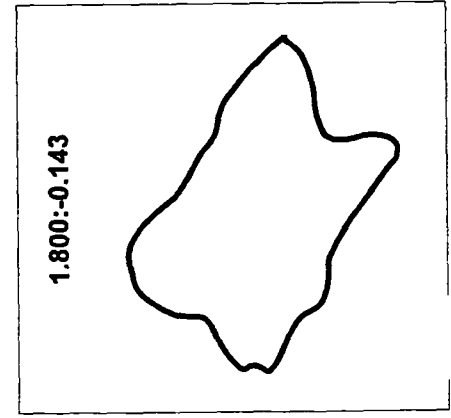
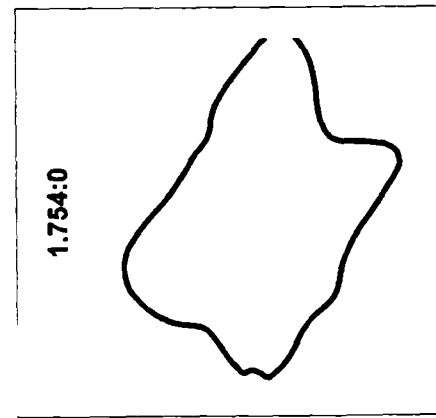
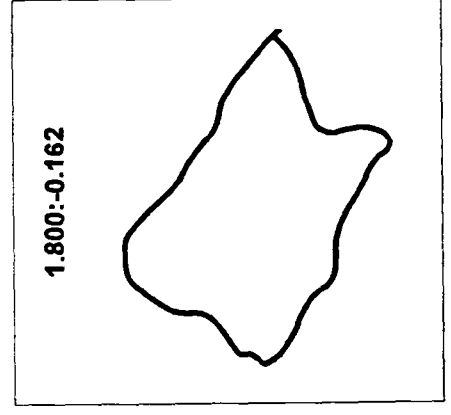
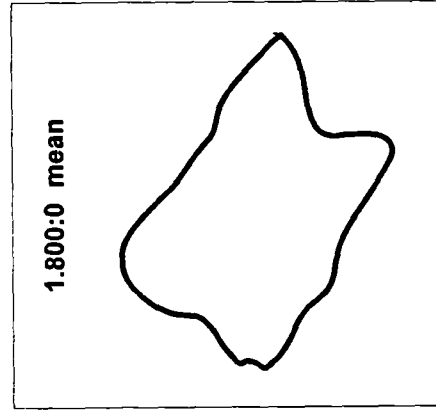
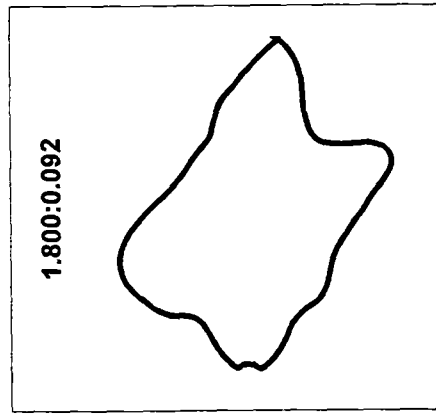
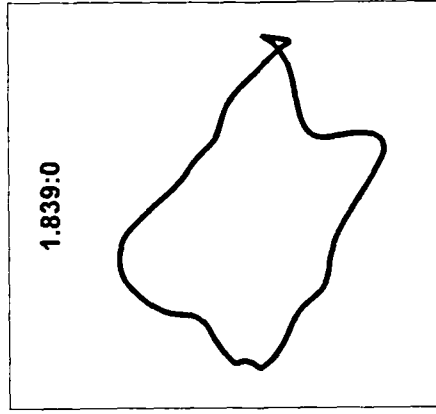
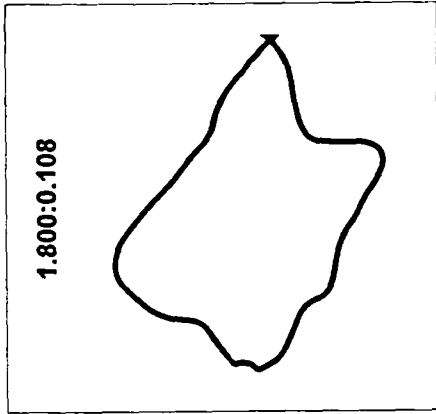
0.5:-0.132



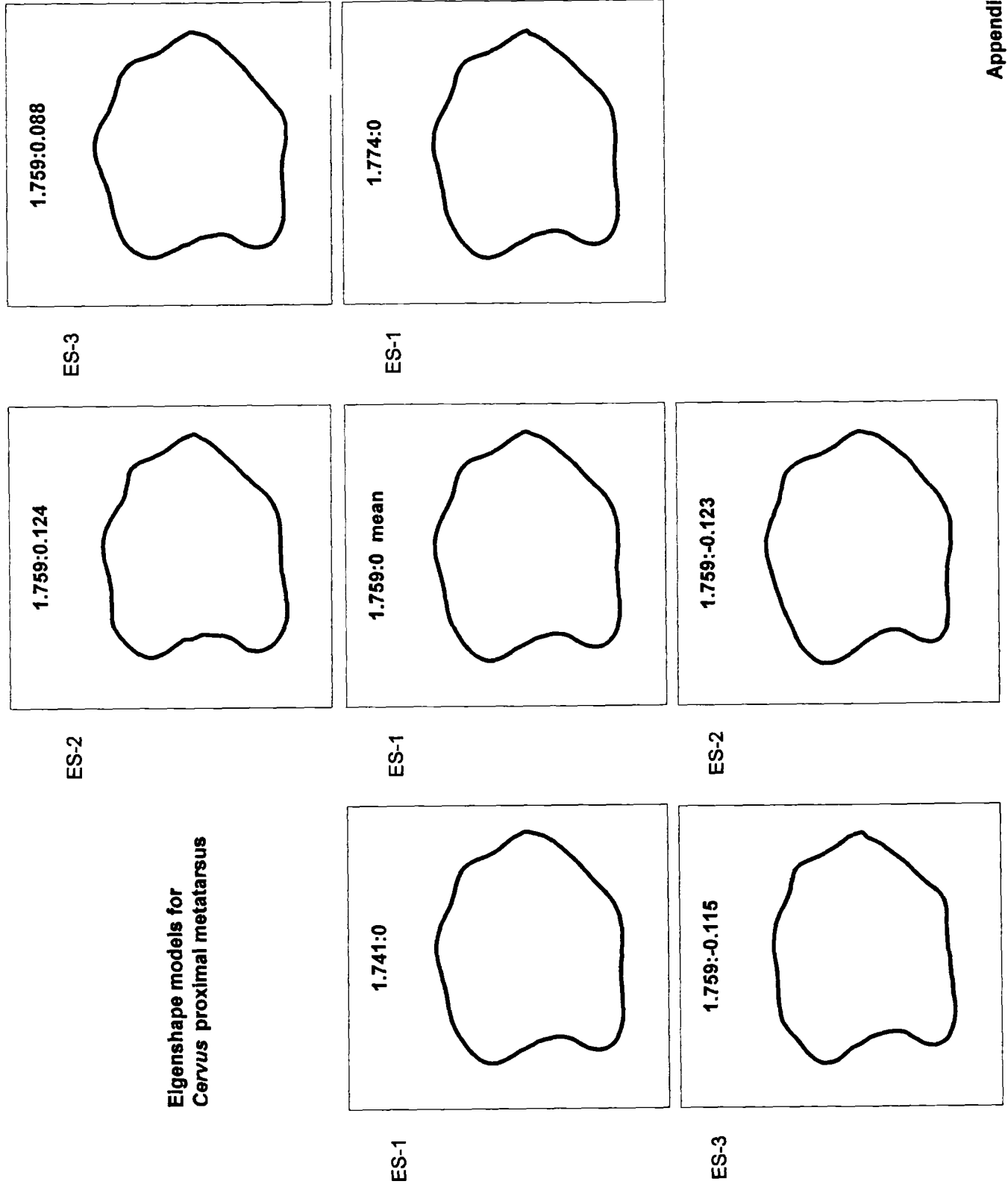
**Eigenshape models for  
*Cervus distal tibia***



**Eigenshape models for  
*Cervus astragalus***

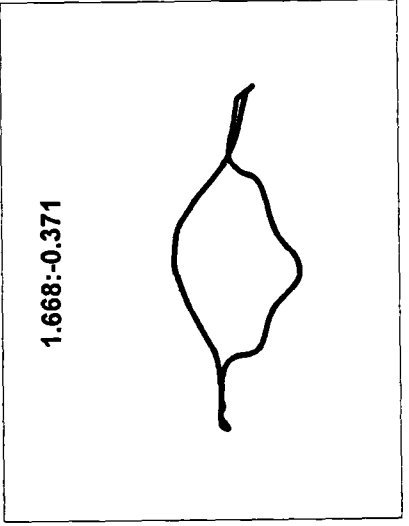
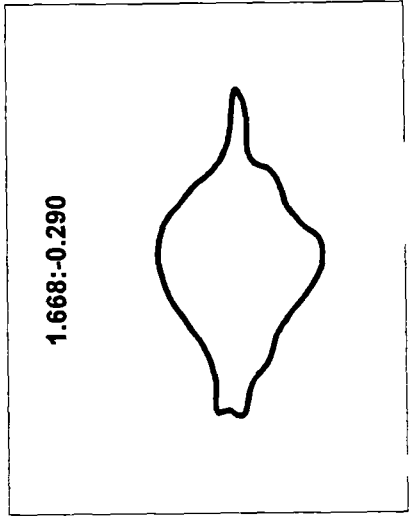
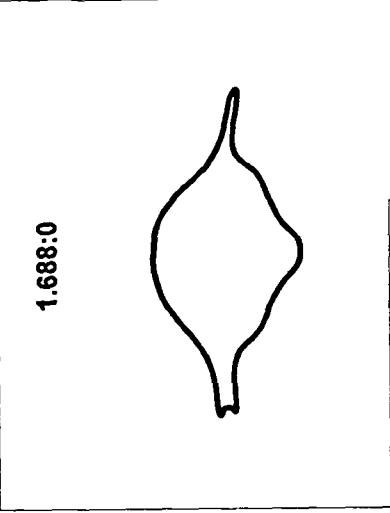
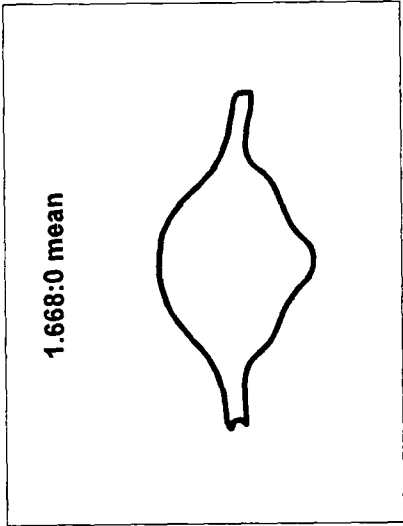
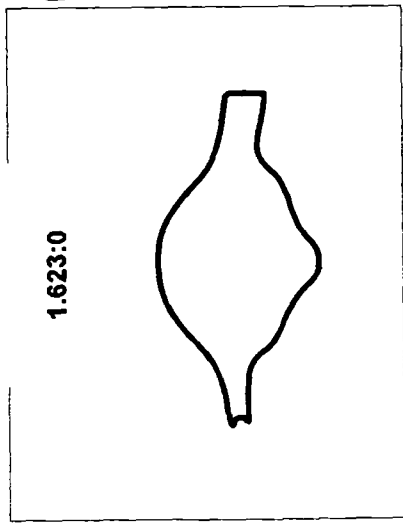
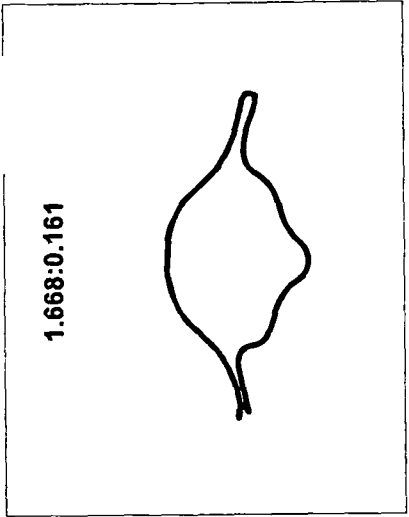
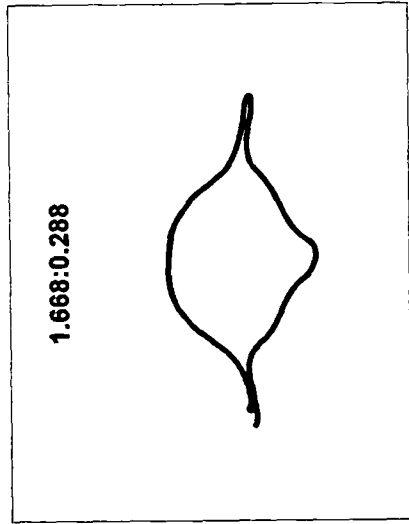


**Eigenshape models for  
*Cervus* proximal metatarsus**


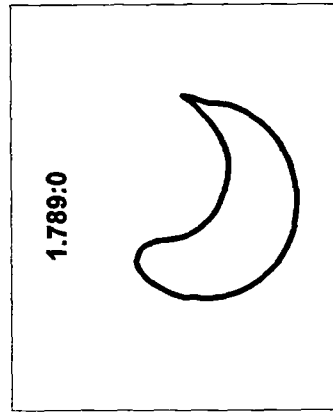


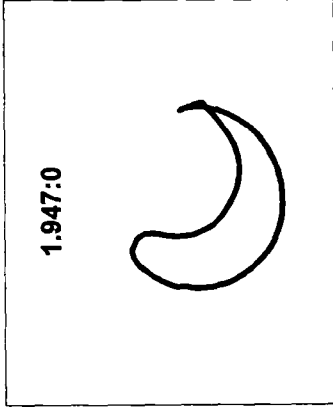
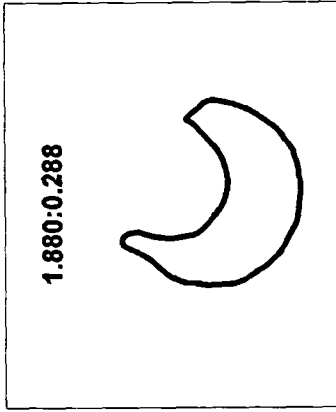
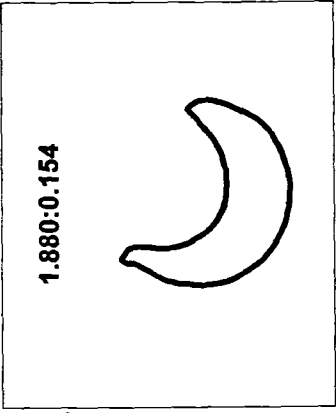











**Eigenshape models  
for *Ovis* atlas**



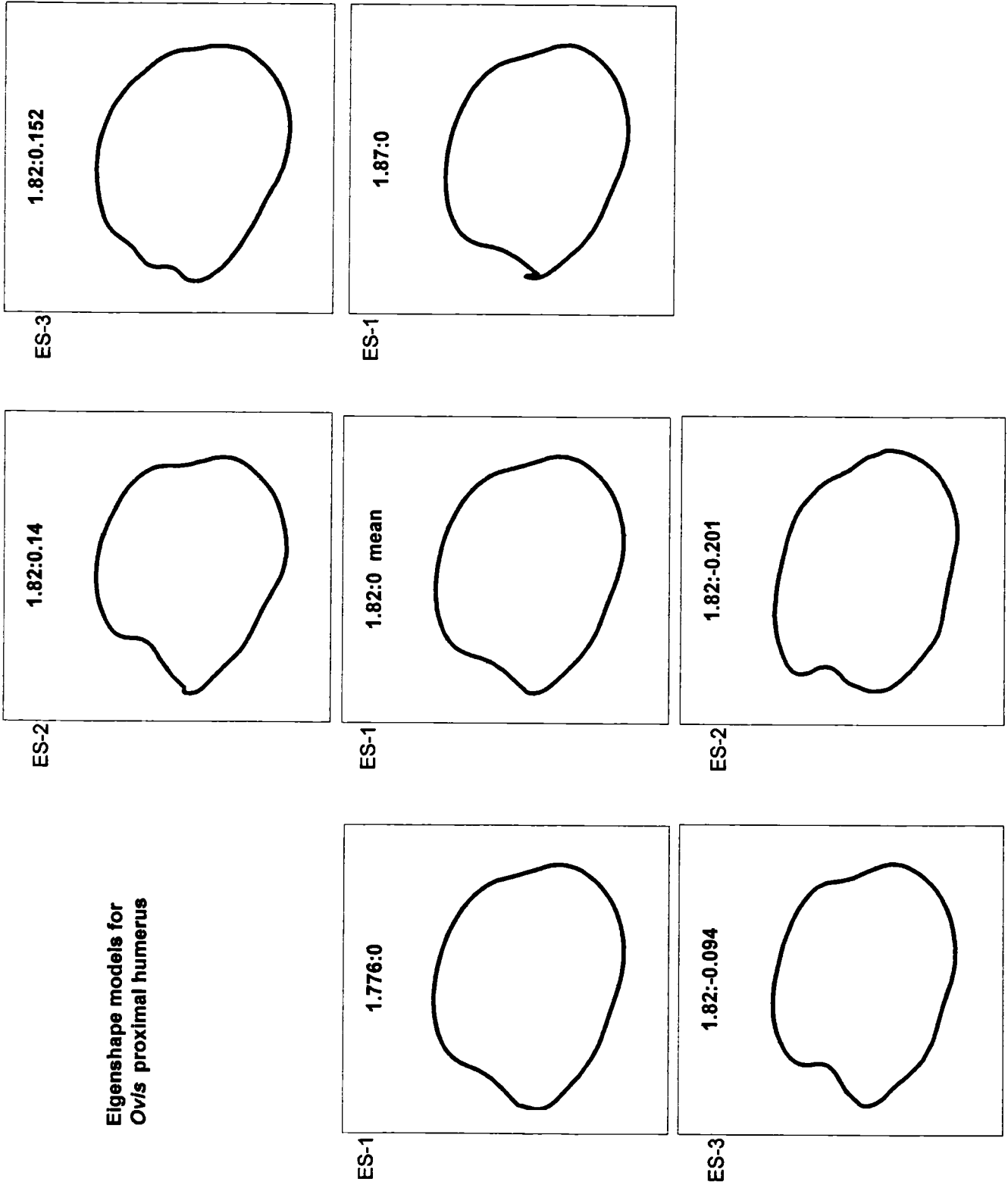
**Eigenshape models for  
*Ovis axialis* dens**



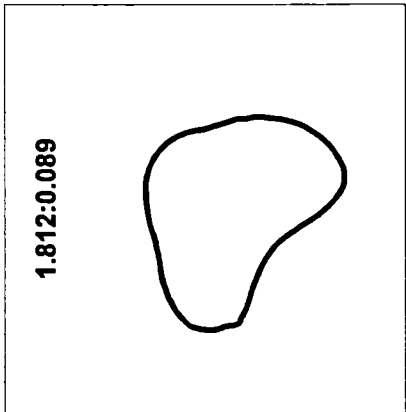
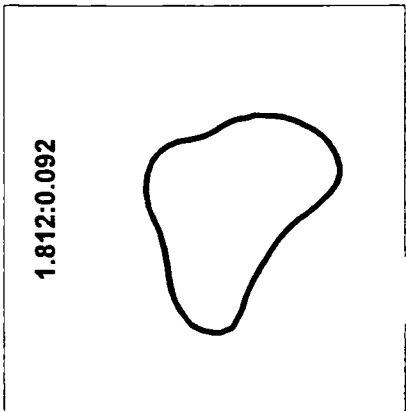
**Eigenshape models for  
Ov/s glenoid fossa**



**Eigenshape models for  
Ovis proximal humerus**

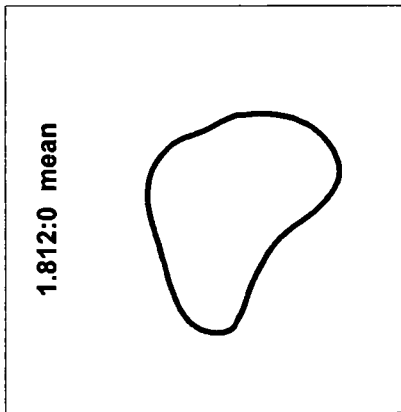
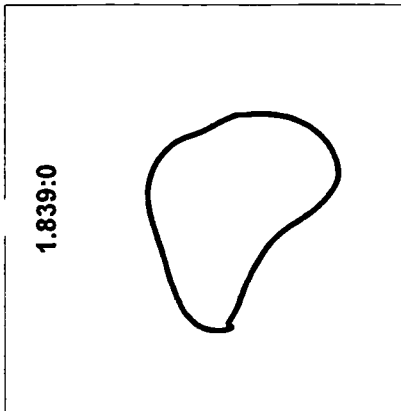


**Eigenshape models for  
*Ovis* proximal metacarpus**



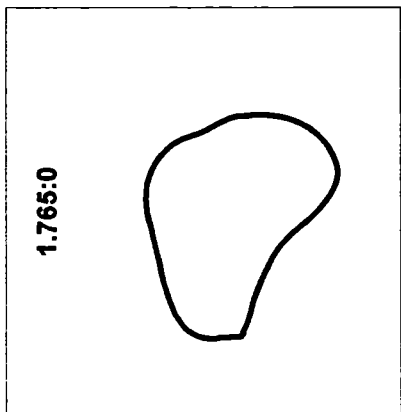
ES-3

ES-2




ES-1

ES-1




ES-1



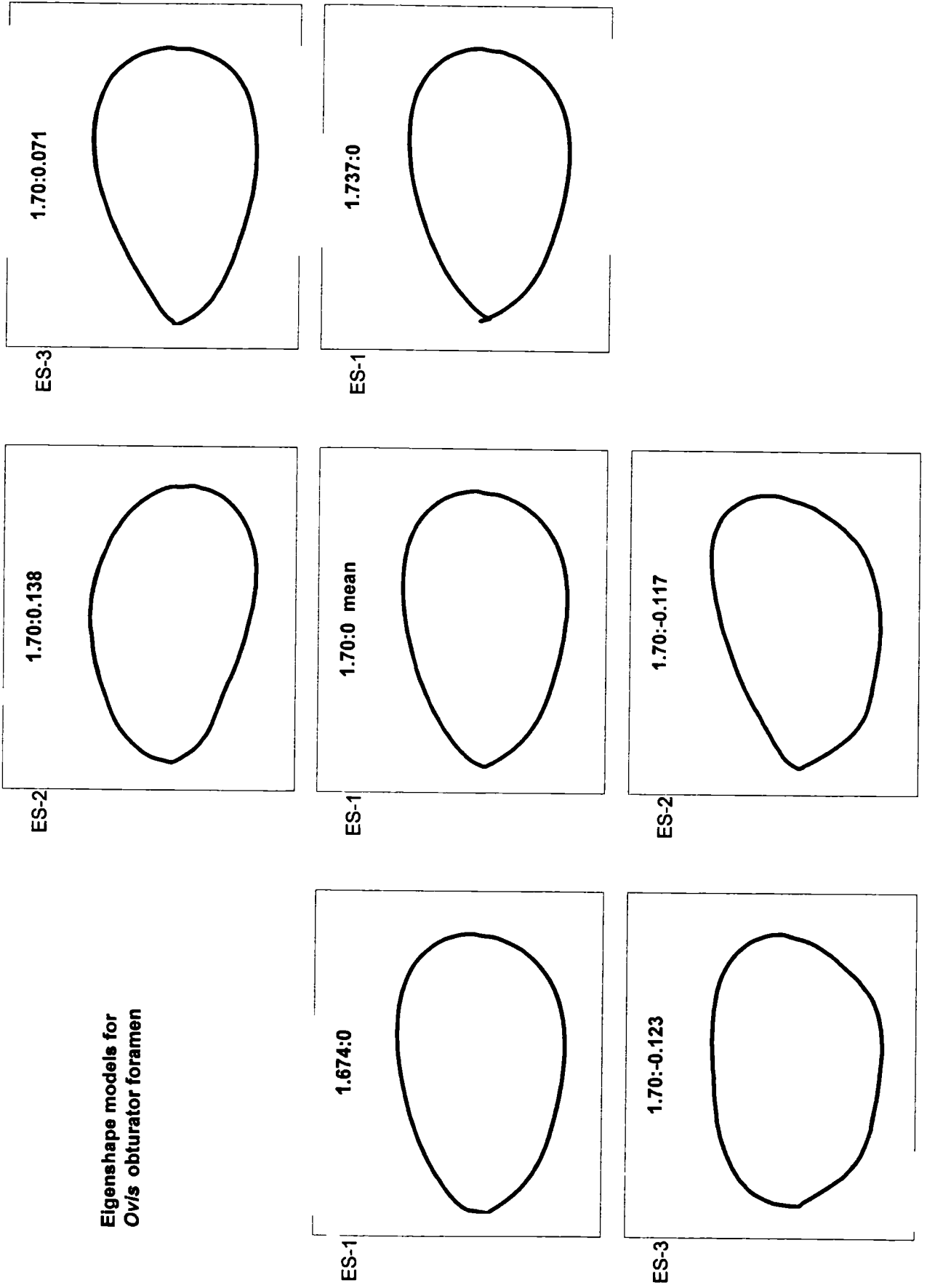
ES-2

ES-2

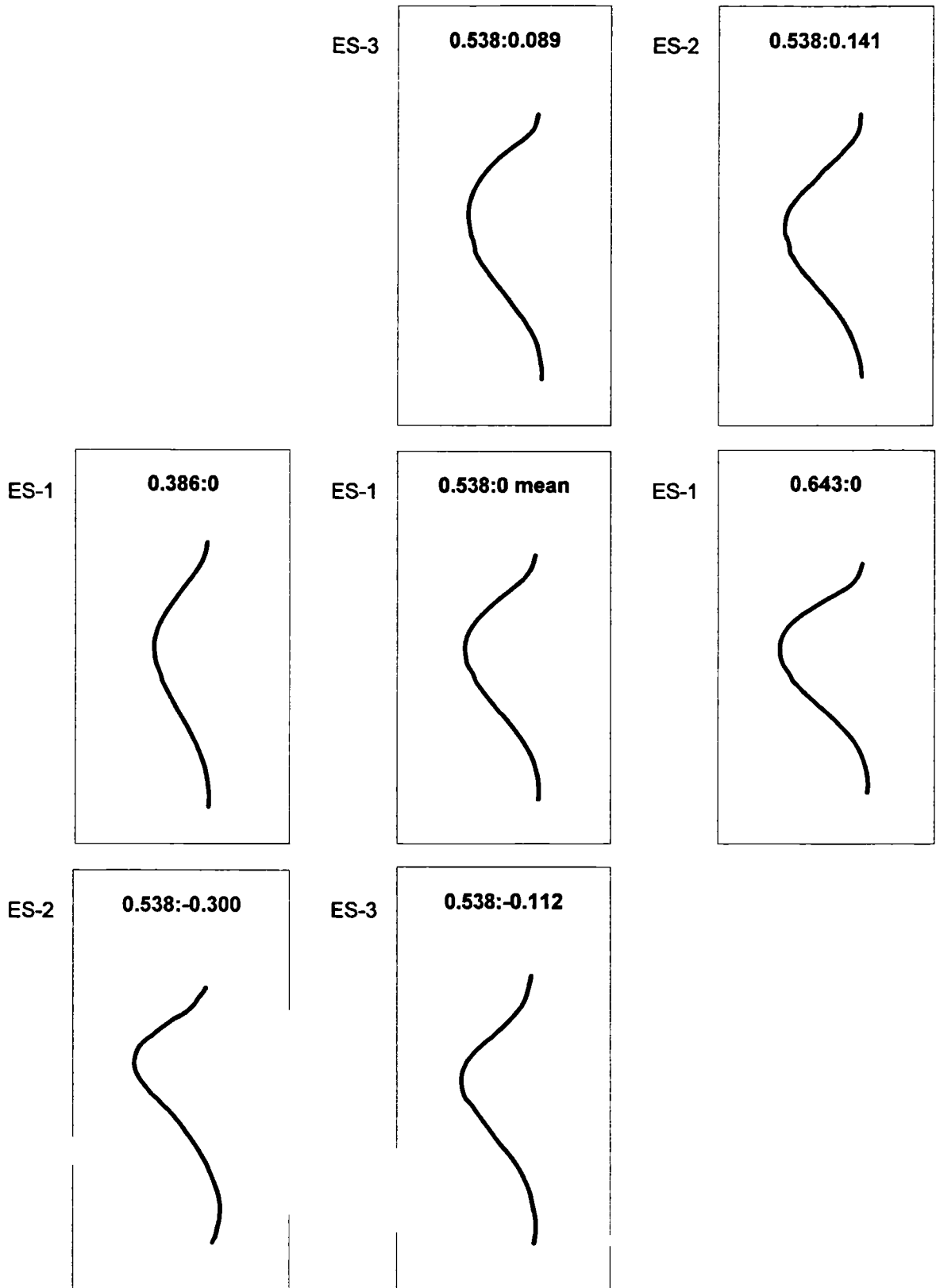


ES-3

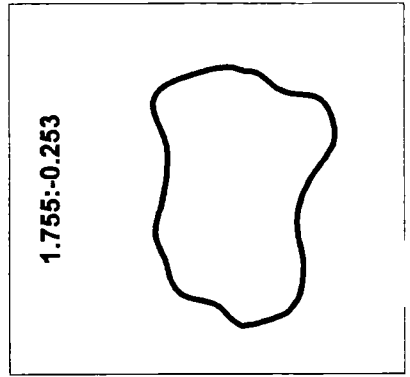
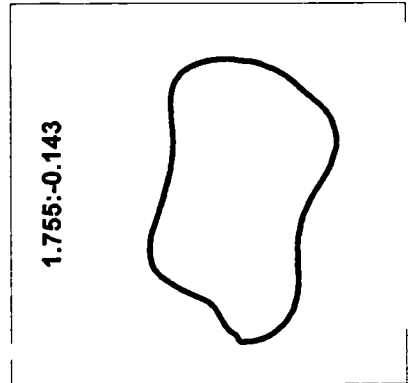
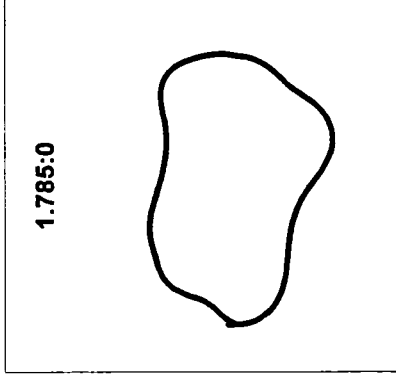
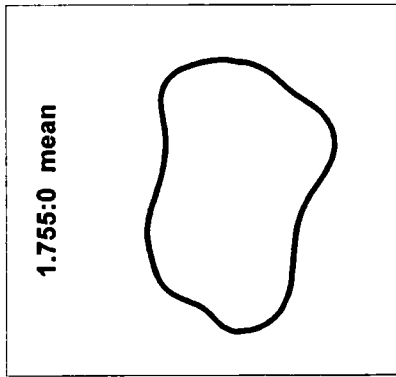
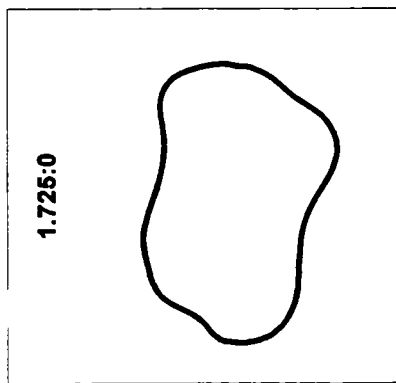
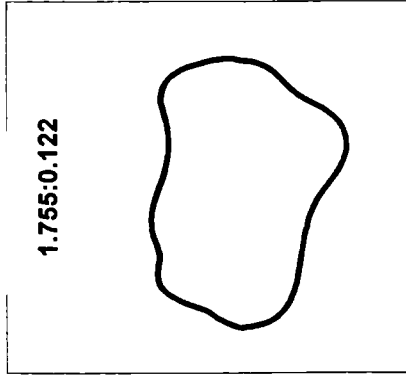
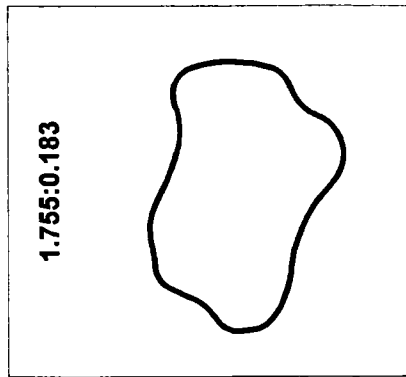
**Eigenshape models for  
Ov/s obturator foramen**



Eigenshape models for *Ovis* proximal femur

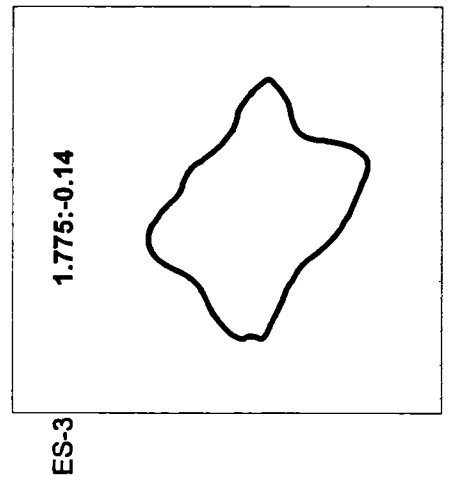
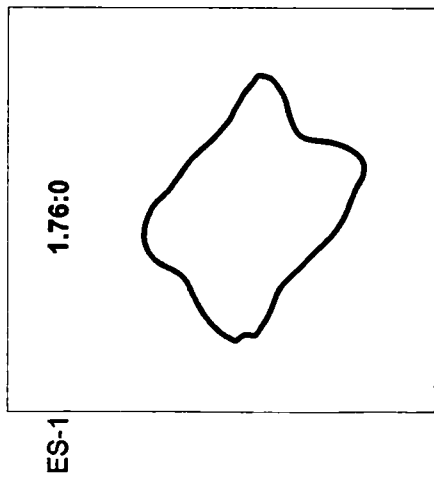
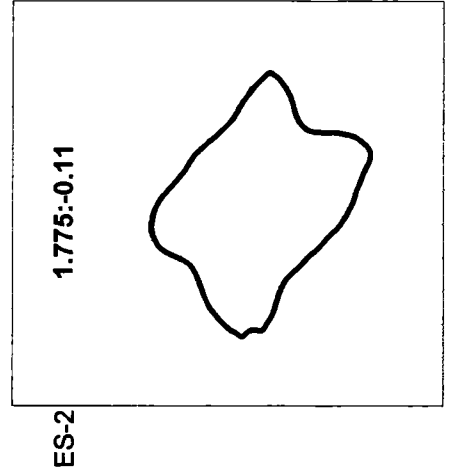
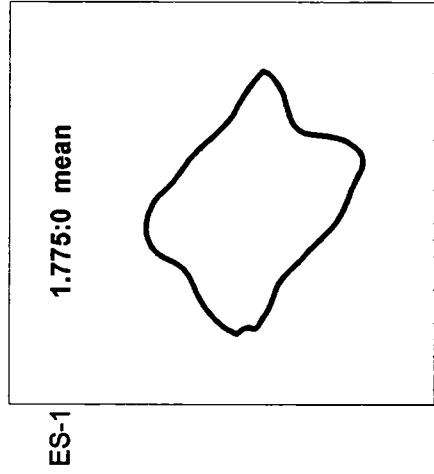
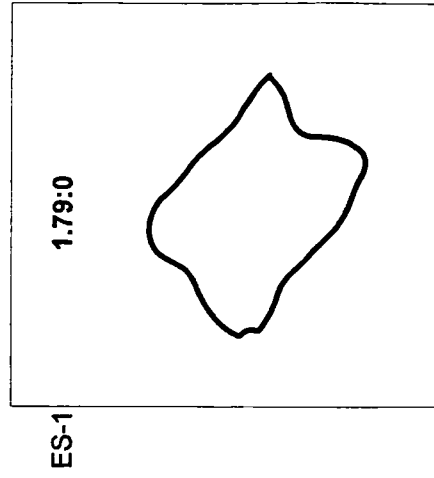
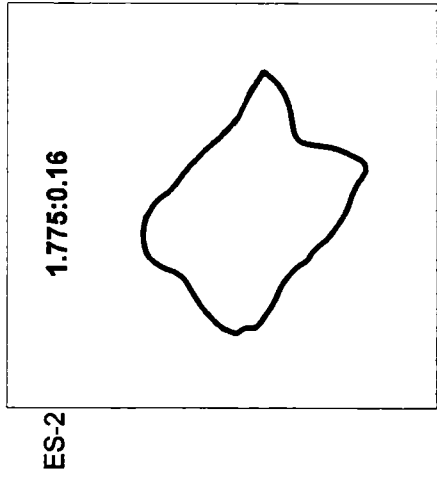
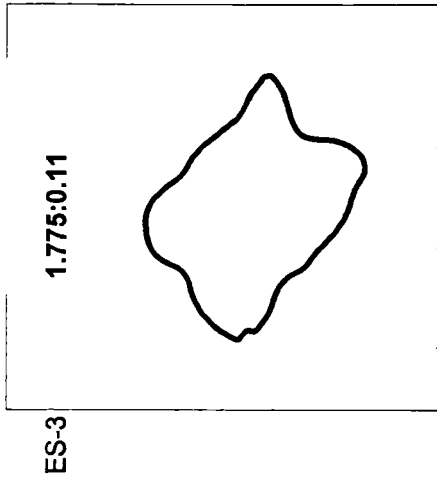


**Eigenshape models for  
*Ovis* distal tibia**

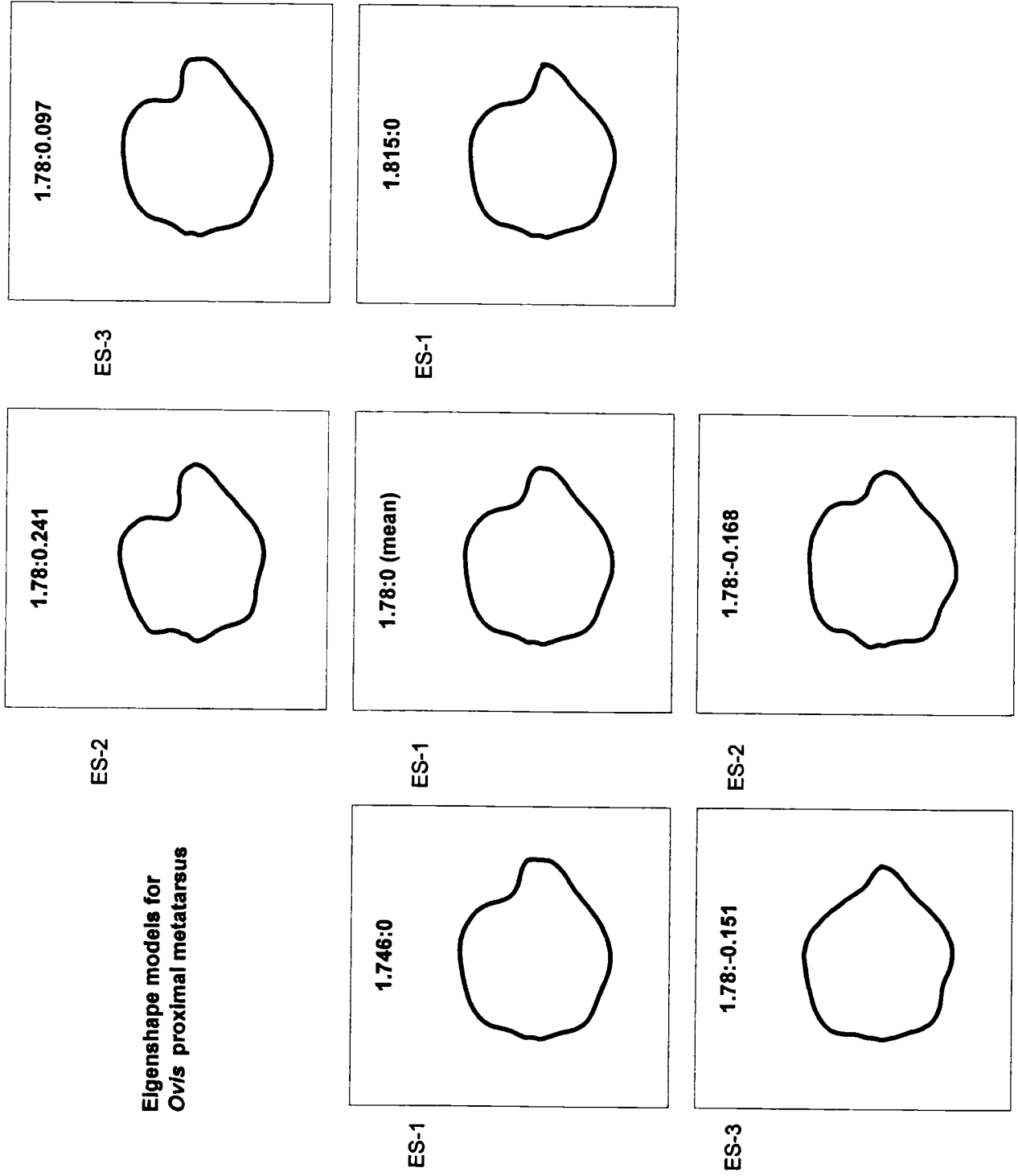




**Eigenshape models  
for *Ovis astragalus***



**Eigenshape models for  
*Ovis* proximal metatarsus**



# Appendix H

## Eigenshape scores

### Files located on the CD-ROM

- H.1 *Vulpes* eigenshape scores
- H.2 *Dama* eigenshape scores
- H.3 *Cervus* eigenshape scores
- H.4 *Ovis* eigenshape scores

# Appendix I

## Eigenshape Score Plots

### Files located on CD-ROM

- I.1 *Vulpes* eigenshape score plots
- I.2 *Sus* eigenshape score plots
- I.3 *Dama* eigenshape score plots
- I.4 *Cervus* eigenshape score plots
- I.5 *Ovis* eigenshape score plots
- I.6 *Vulpes* eigenshape score plots for feral/captive individuals
- I.7 *Ovis* eigenshape score plots for Shetland sheep

## Appendix J

### Canonical Variates Analysis with $F$ Test on ES scores

Files located on the CD-ROM

J.1	<i>Vulpes</i> CVA
J.2	<i>Dama</i> CVA
J.3	<i>Cervus</i> CVA
J.4	<i>Ovis</i> CVA

## Appendix K

### Osteometrical Data and Metric Plots

#### Files located on the CD-ROM

- K.1 Smaller mammals metrical data  
(*Mustela, Lepus, Felis*)
- K.2 *Vulpes* metrical data and metric plots
- K.3 *Dama* metrical data and metric plots
- K.4 *Cervus* metrical data and metric plots
- K.5 *Ovis* metrical data and metric plots
- K.6 Archaeological *Cervus* metrical data from Star Carr
- K.7 Archaeological *Ovis* metrical data from Canterbury

# Appendix L

## Area Size Histograms

### Files located on the CD-ROM

- L.1 *Vulpes* area size histograms
- L.2 *Sus* area size histograms
- L.3 *Dama* area size histograms
- L.4 *Cervus* area size histograms
- L.5 *Ovis* area size histograms
- L.6 Star Carr archaeological *Cervus* area size histograms
- L.7 Canterbury archaeological *Ovis* area size histograms

## Appendix M

### Discriminant Analysis of Metrical Data with $T$ -test

Files located on the CD-ROM

- M.1 *Vulpes* DFA and  $T$ -test
- M.2 *Dama* DFA and  $T$ -test
- M.3 *Cervus* DFA and  $T$ -test
- M.4 *Ovis* DFA and  $T$ -test



## Appendix N

### *Ovis* Blind Test

- N.1 Catalogue of specimens
- N.2 *Ovis* raw data bone outlines
- Atlas
  - Glenoid fossa
  - Proximal humerus
  - Proximal metacarpus
  - Obturator foramen
  - Proximal femur
  - Distal tibia
  - Astragalus
- N.3 *Ovis* blind test score plots with original study individuals included
- Atlas
  - Glenoid fossa
  - Proximal humerus
  - Obturator foramen
  - Proximal femur
  - Distal tibia
  - Astragalus

## Appendix N.1: Catalogue of Specimens

National Museum of Wales, Cardiff,  
Department of Biodiversity and Systematic Biology

### The Barbara Noddle Collection

NO.	COLL.	CAT.NO.	SEX	AGE	BREED	PROV.
1	NMW	56	W	> 5 yrs	Warsleydale	UK
2	NMW	85	M	> 5 yrs	Dartmoor	UK
3	NMW	84	M	> 5 yrs	Worfolk horn	UK
4	NMW	17	F	> 5 yrs	Woodland whiteface	UK
5	NMW	21	M	> 5 yrs	Portland	UK
6	NMW	471	F	> 3 5 yrs	Manx X Soay	UK
7	NMW	561	F	> 5 yrs	Cladore (rare Irish)	UK
8	NMW	543	M	> 5 yrs	Mouflon	UK
9	NMW	656	W	> 5 yrs	Mouflon	UK
10	NMW	423	M	> 5 yrs	Soay	UK
11	NMW	647	M	~ 3 yrs	Blackface	UK
12	NMW	650	W	> 5 yrs	Finn X Galway	UK
13	NMW	651	W	> 5 yrs	Finn X Galway	UK
14	NMW	652	F	> 5 yrs	Finn X Galway	UK

Table N.1 Catalogue of specimens examined for blind test

#### Bone elements examined

Atlas

Glenoid

Proximal humerus

Proximal metacarpus

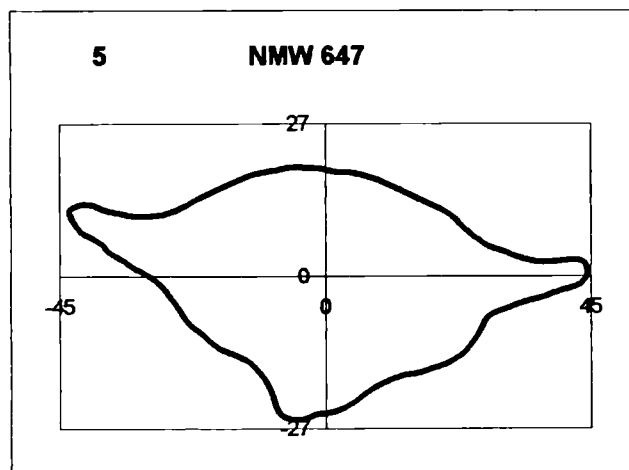
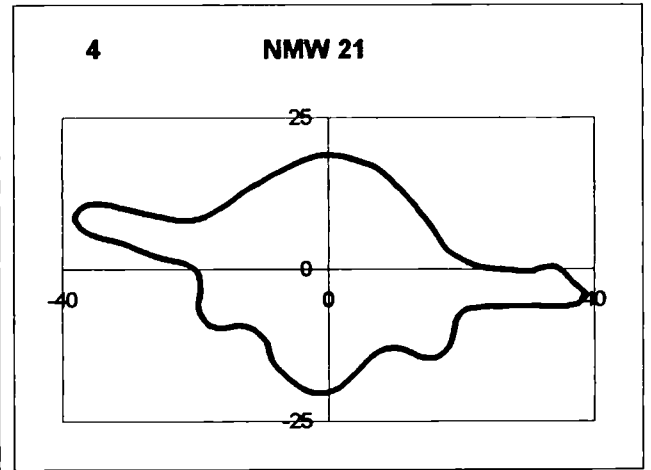
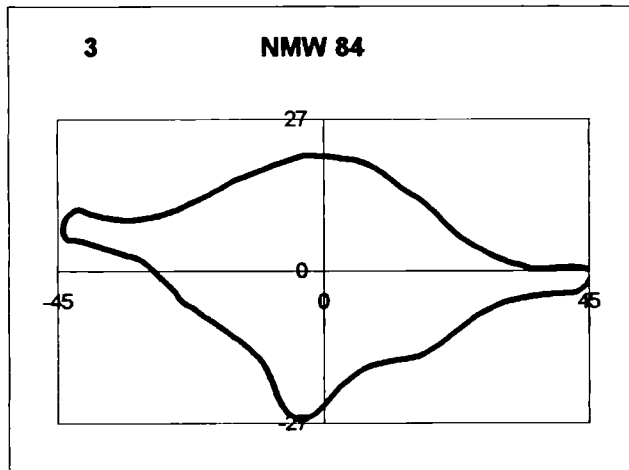
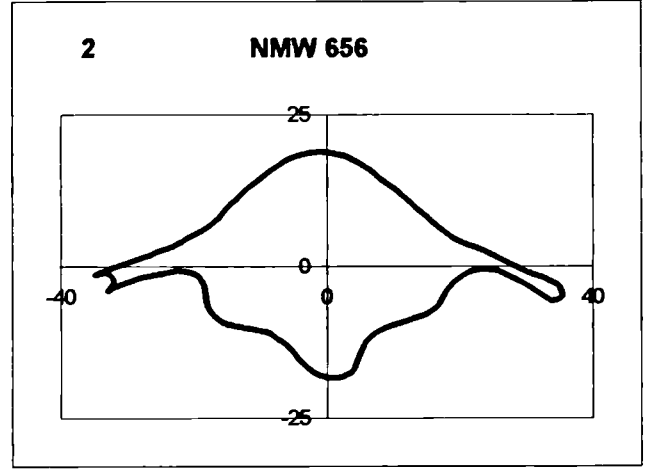
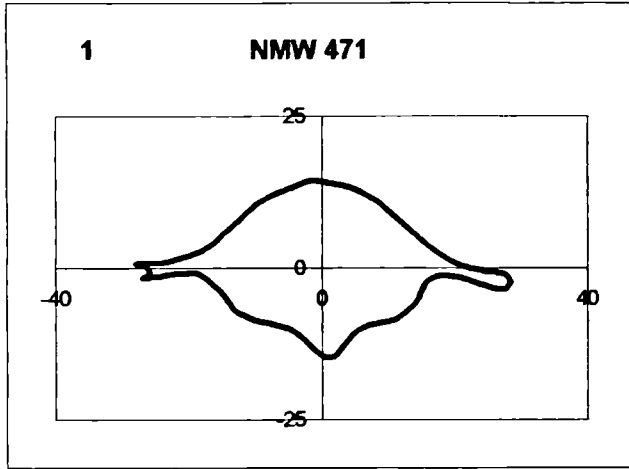
Obturator foramen

Proximal femur

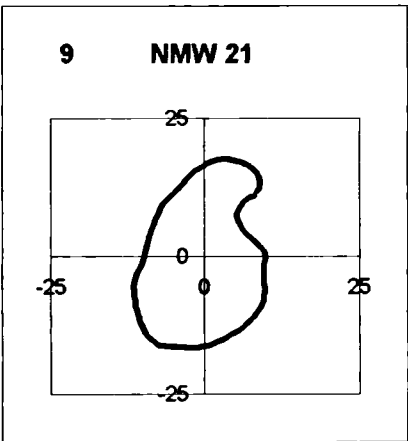
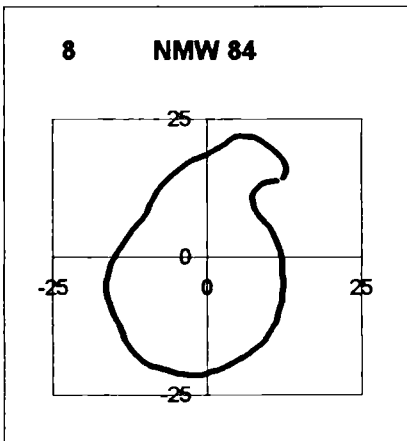
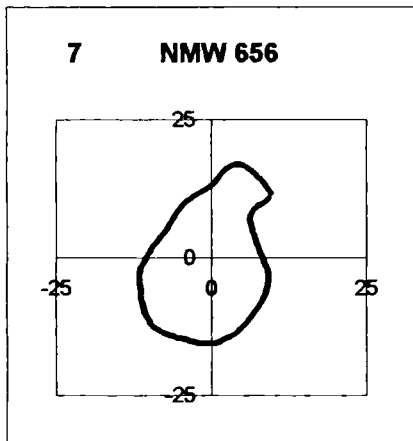
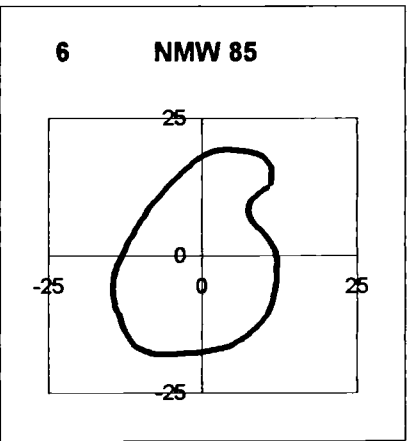
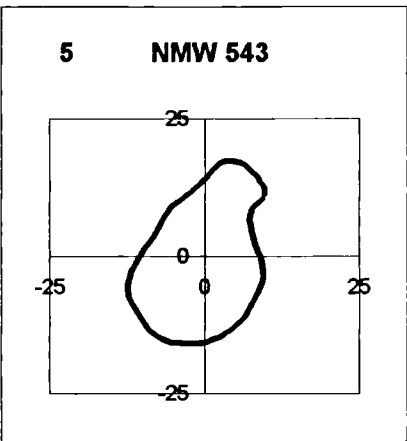
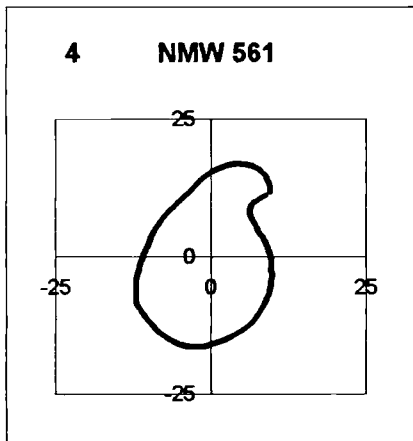
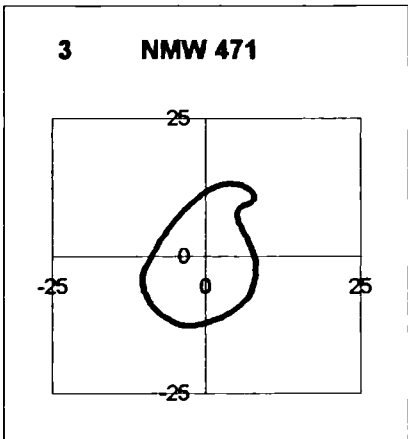
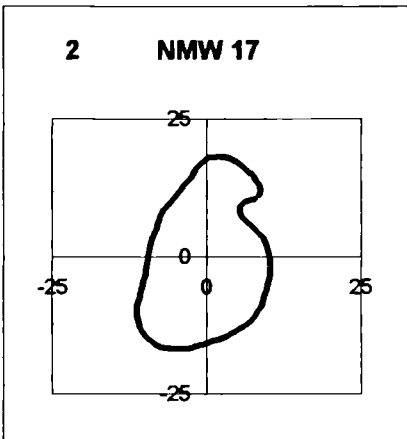
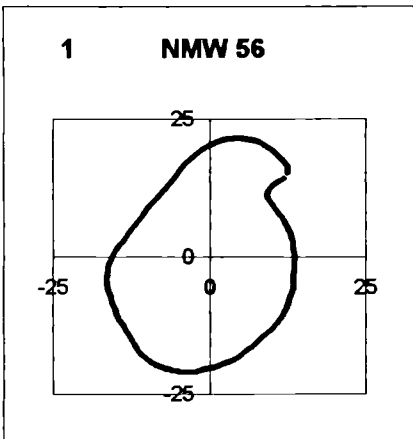
Distal tibia

Astragalus

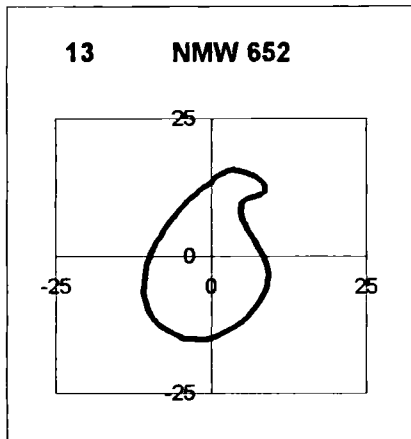
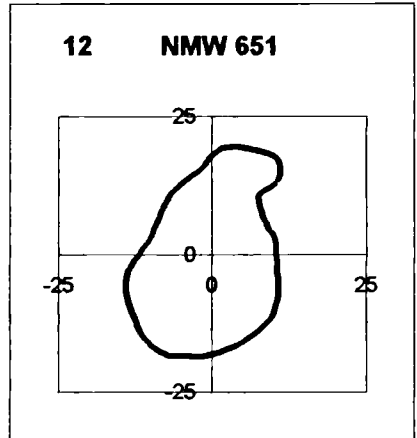
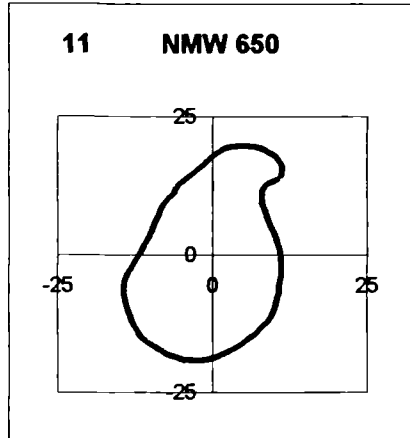
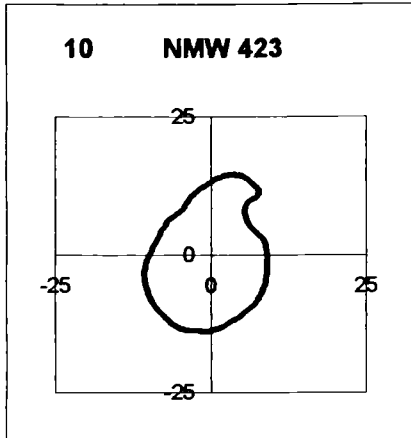
Blind test specimens: NMW Ovis atlas



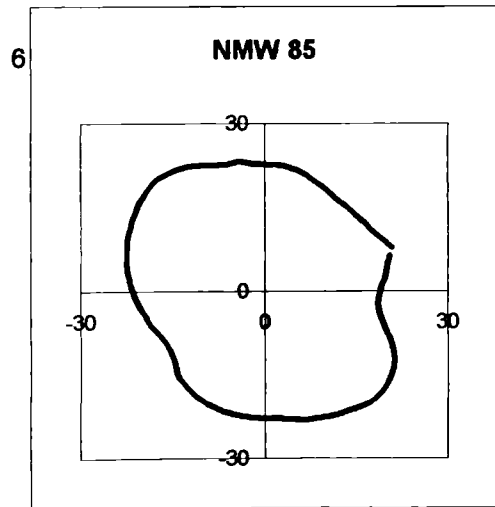
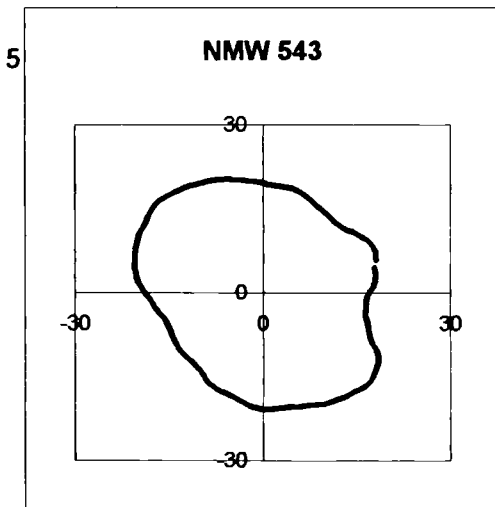
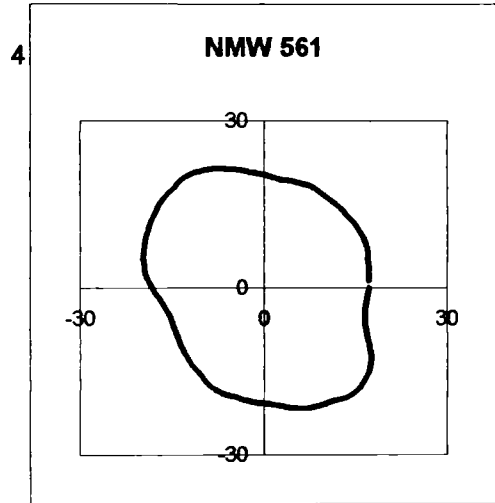
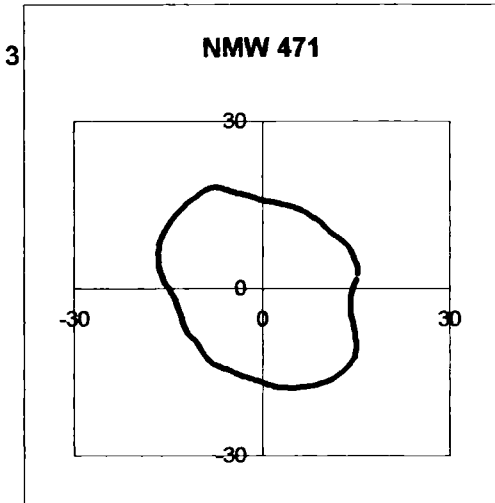
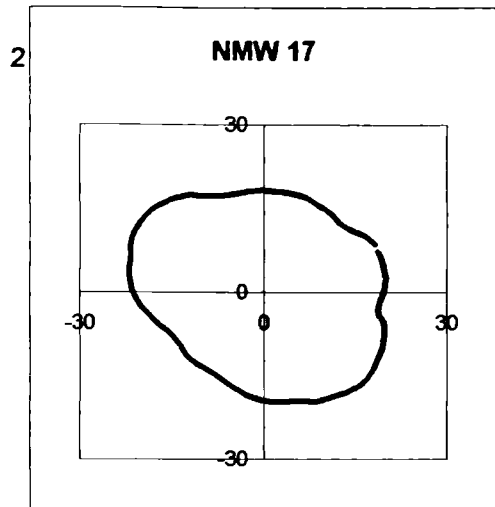
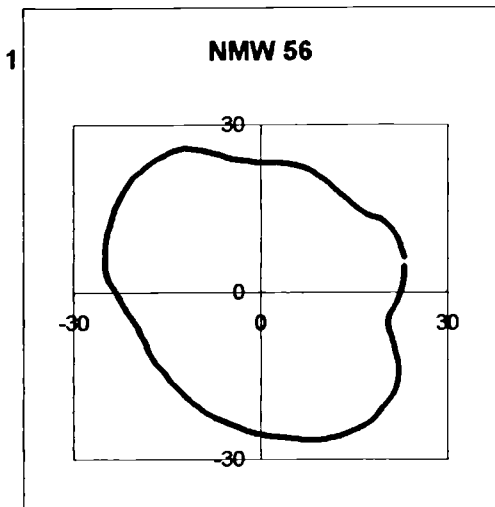
Blind test specimens: NMW *Ovis* glenoid fossa



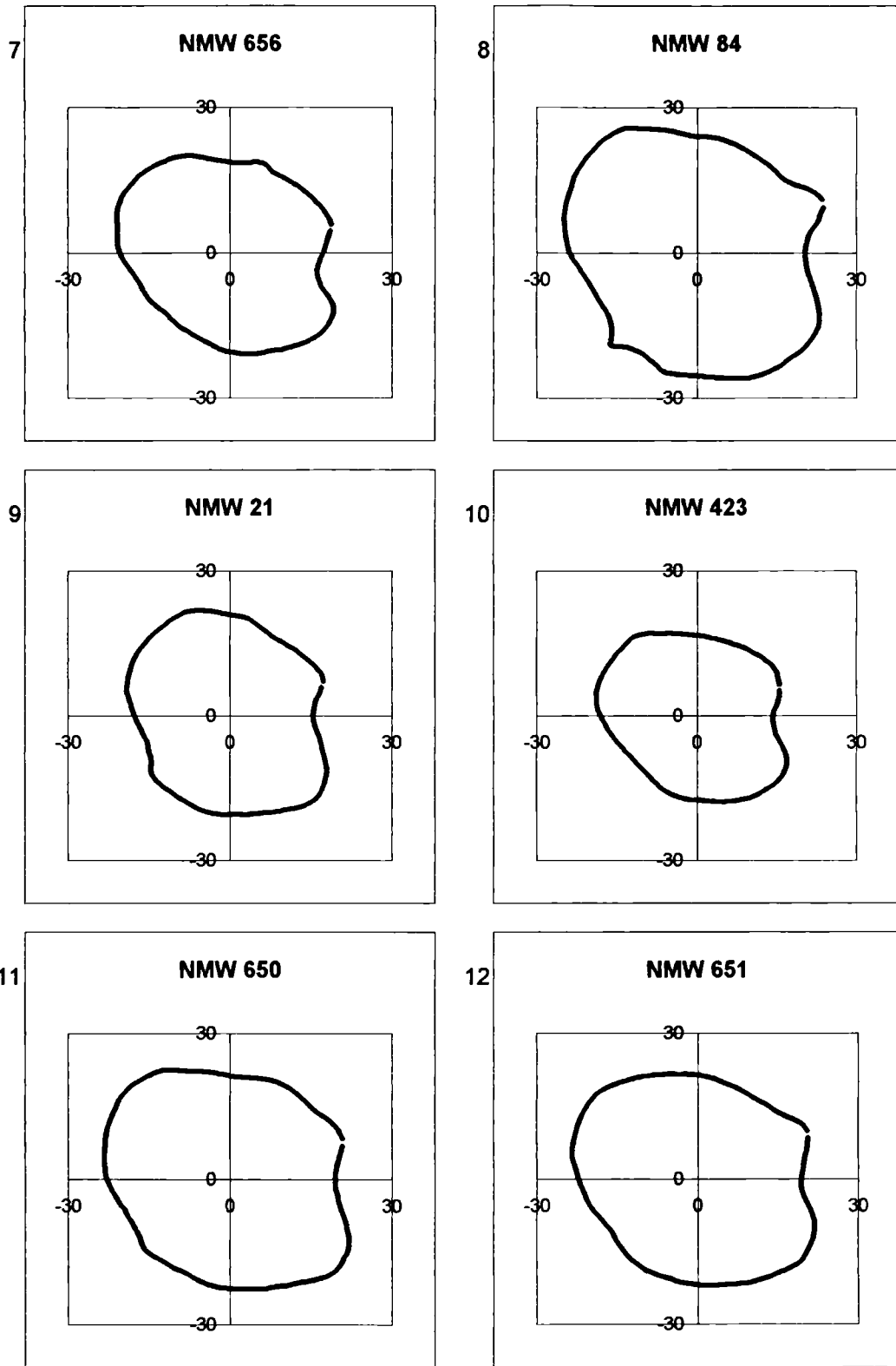
Blind test specimens: NMW *Ovis* glenoid fossa (cont...)



Blind test specimens : NMW *Ovis* proximal humerus

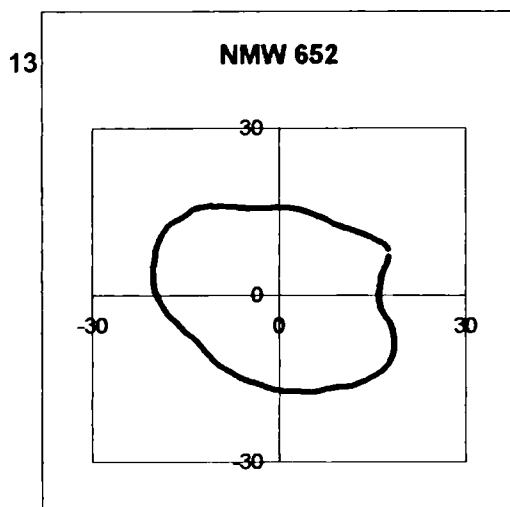


Blind test specimens : NMW Ovis proximal humerus (cont...)

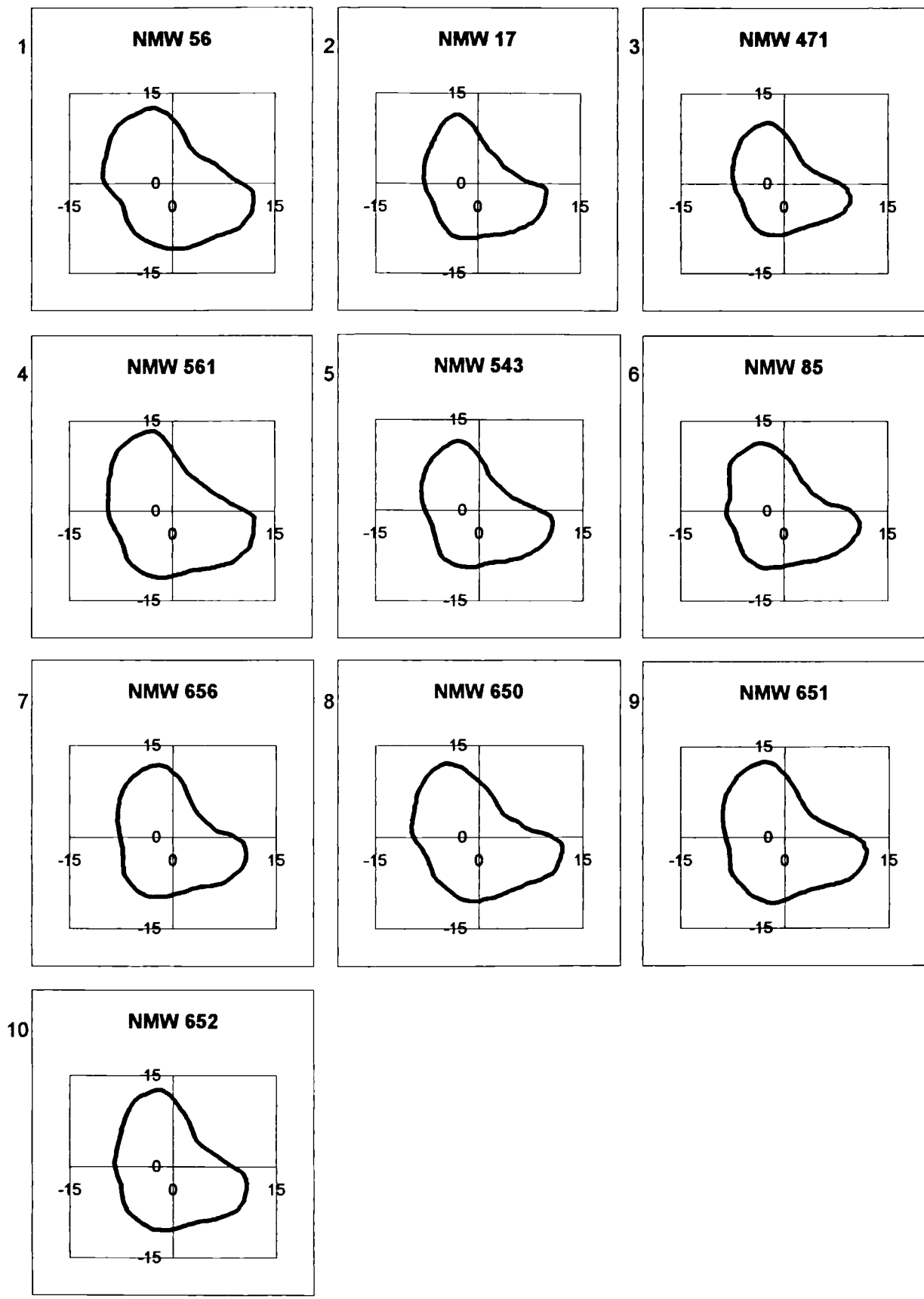




Blind test specimens : NMW Ovis proximal humerus (cont...)

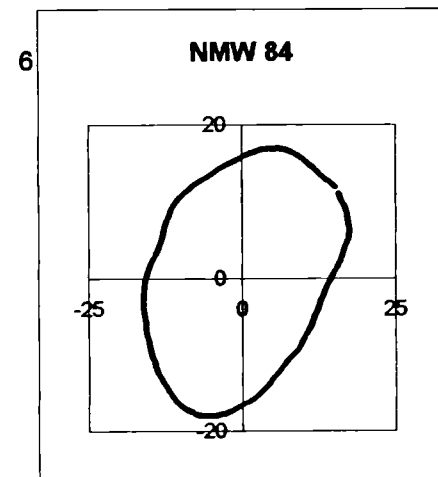
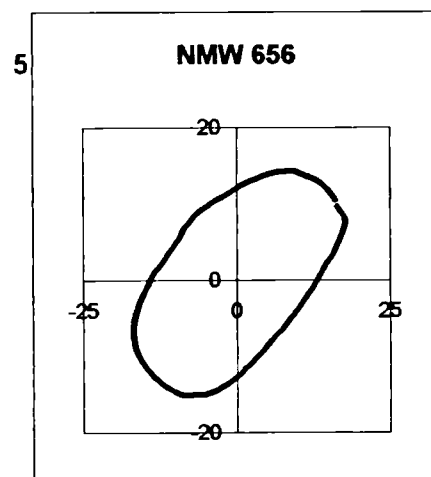
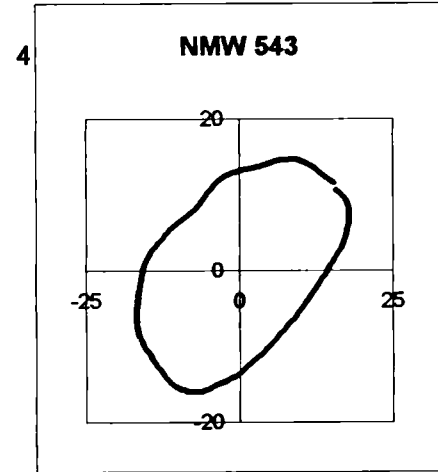
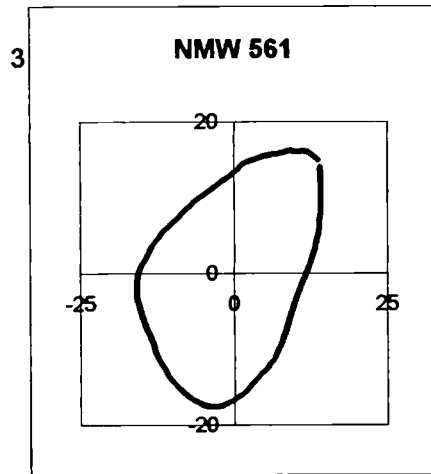
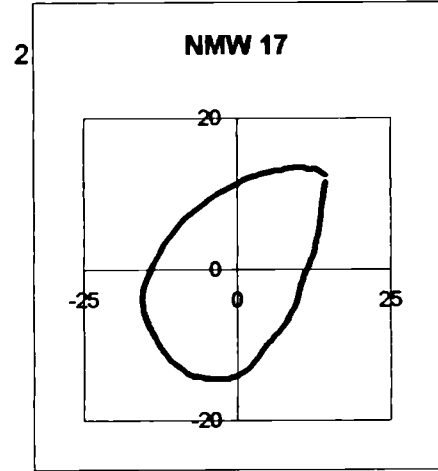
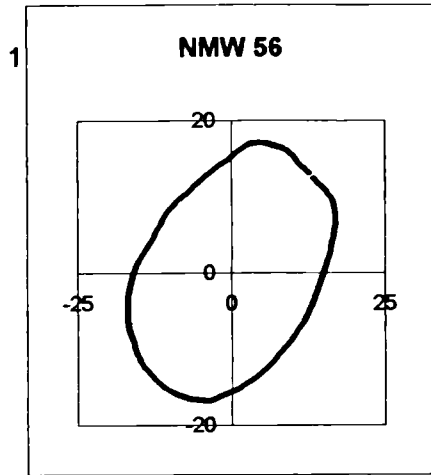


Blind test specimens: NMW *Ovis* proximal metacarpus

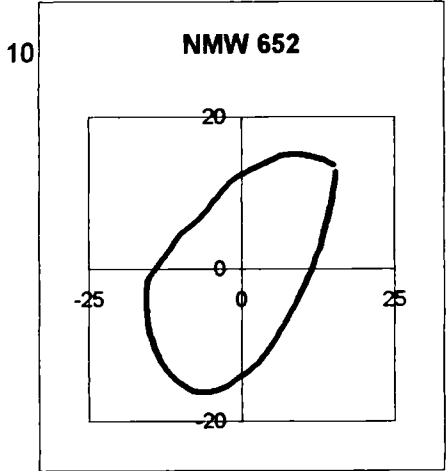
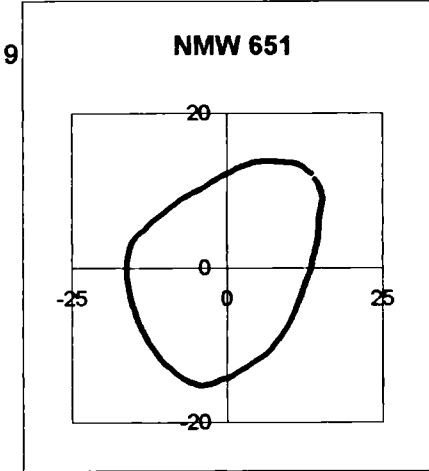
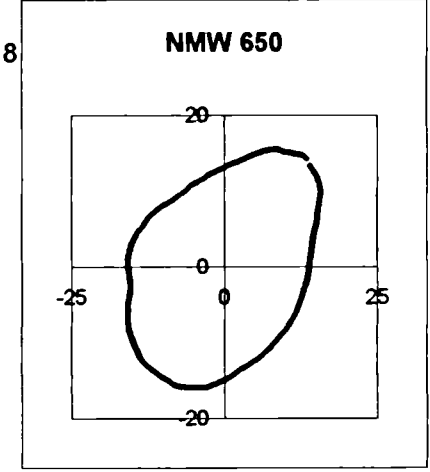
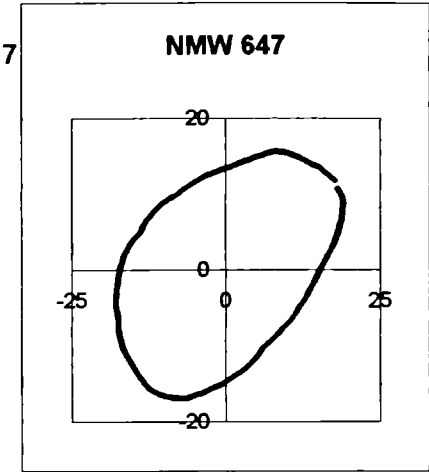


Annandix N 2: Teest raw data

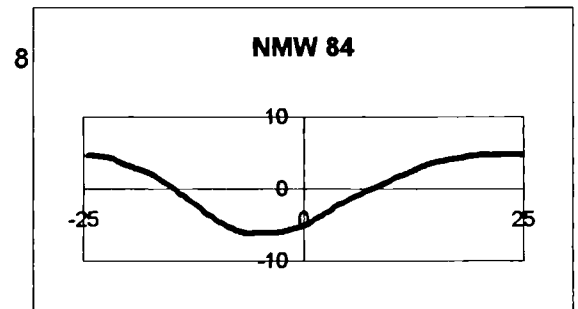
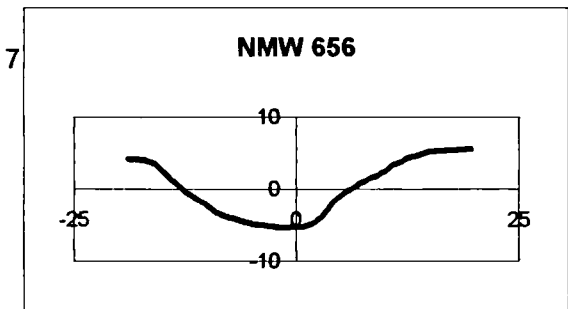
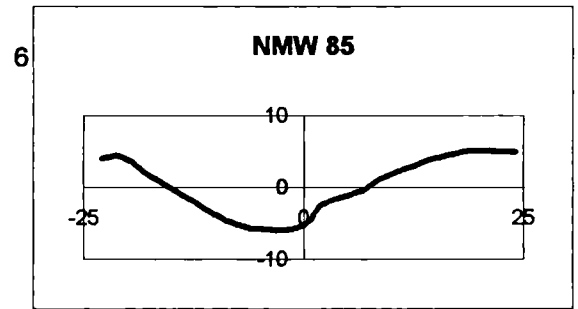
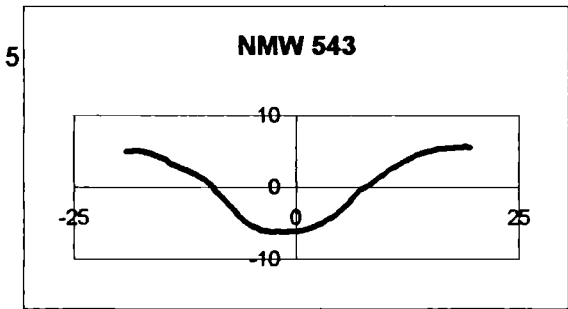
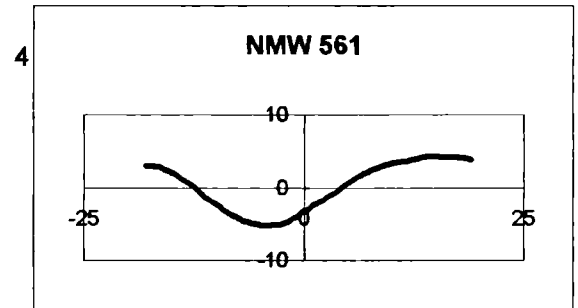
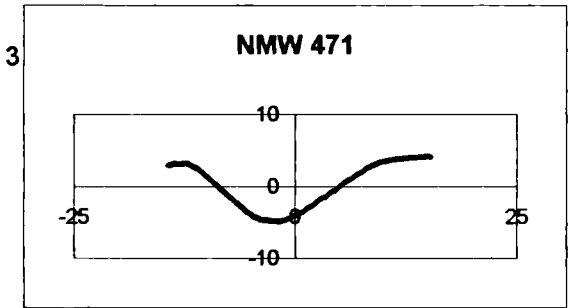
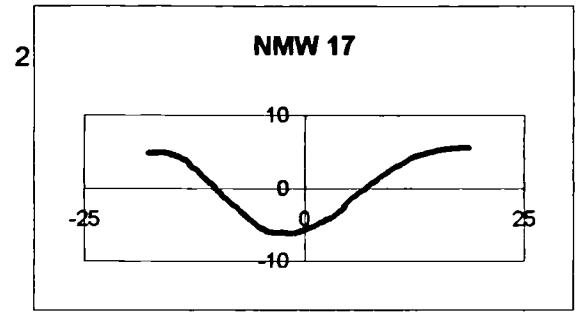
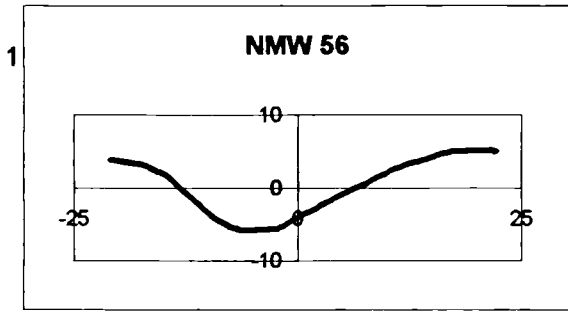
Blind test specimens: NMW *Ovis* obturator foramen



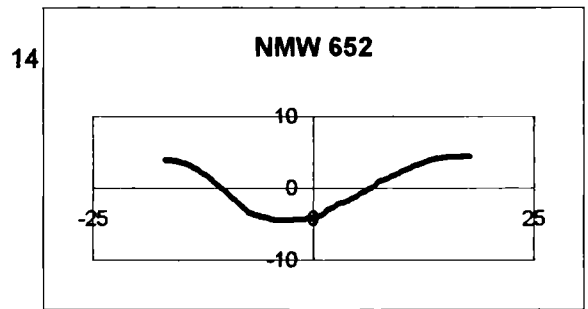
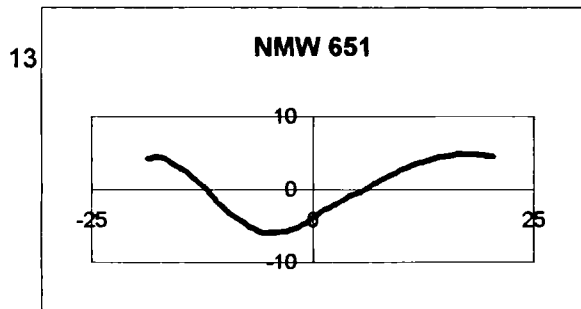
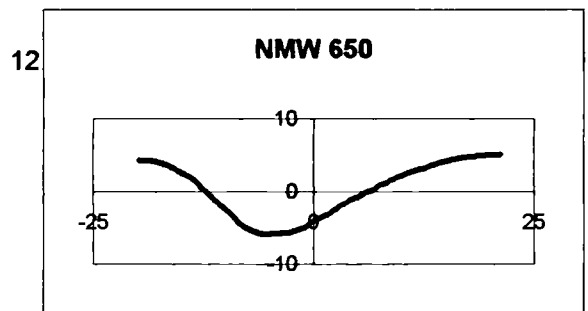
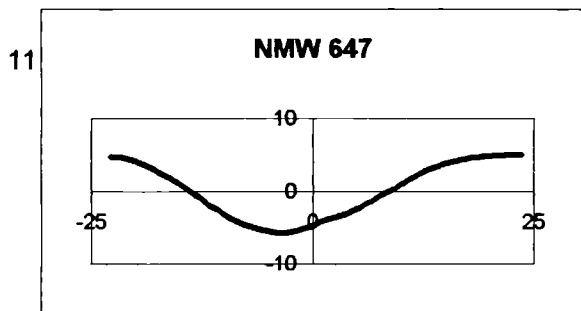
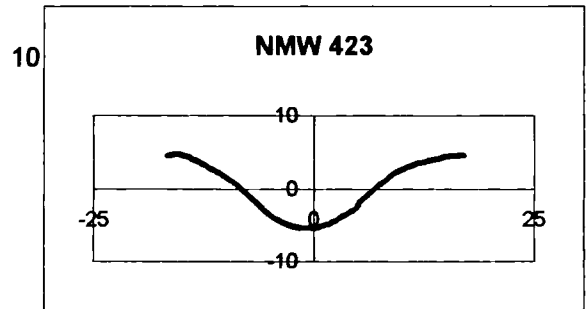
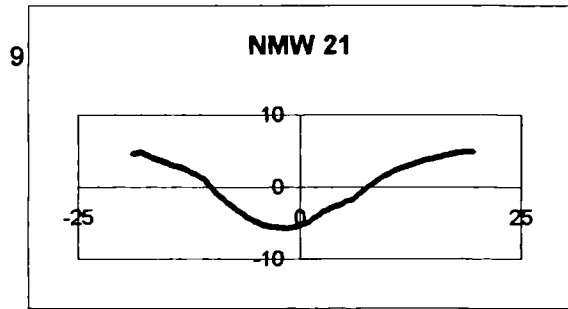
Blind test specimens: NMW Ovis obturator foramen (cont...)



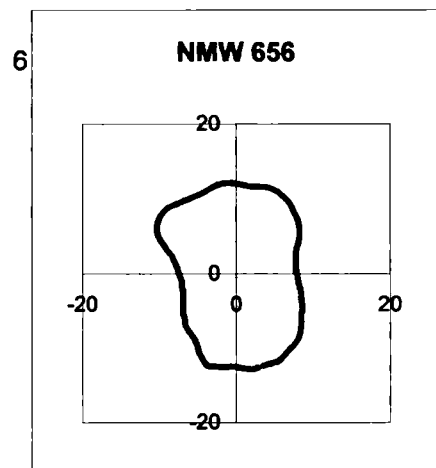
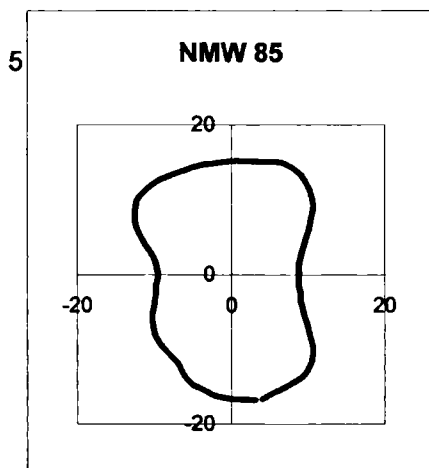
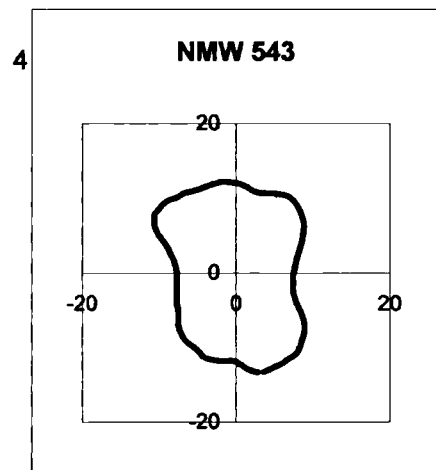
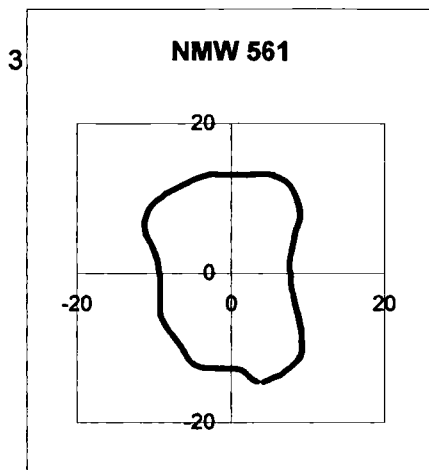
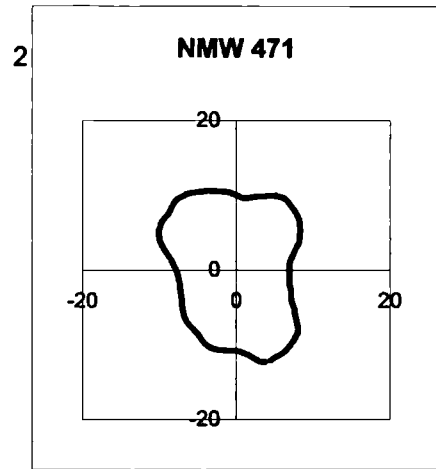
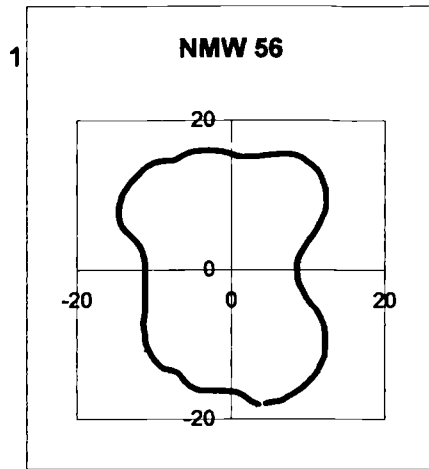
Blind test specimens: NMW Ovis proximal femur



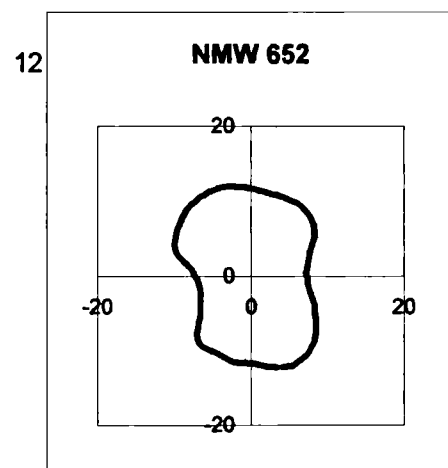
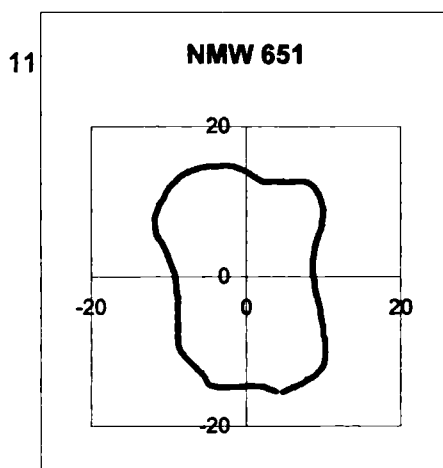
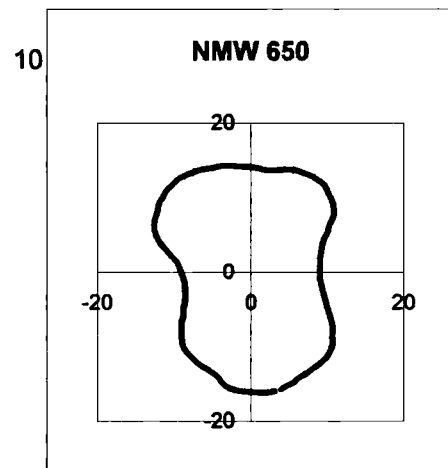
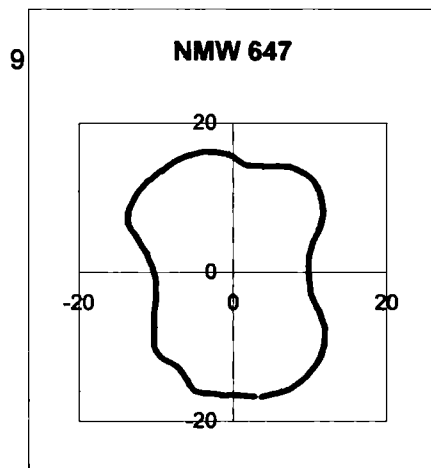
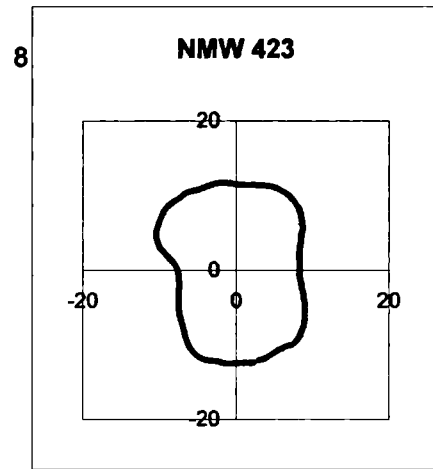
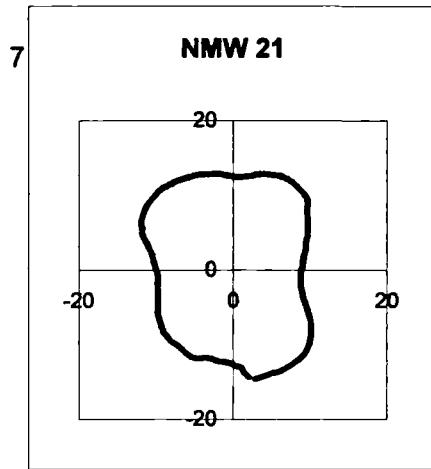
Blind test specimens: NMW Ovis proximal femur (cont...)



Blind test specimens: NMW *Ovis* distal tibia

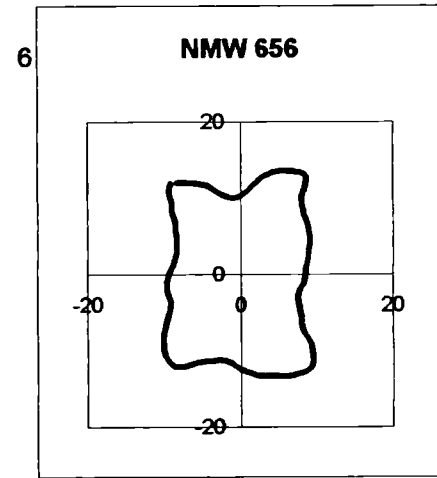
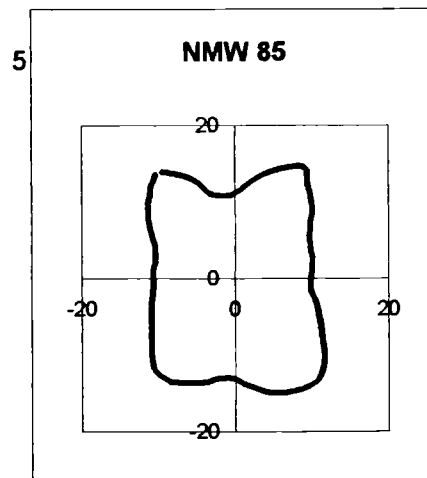
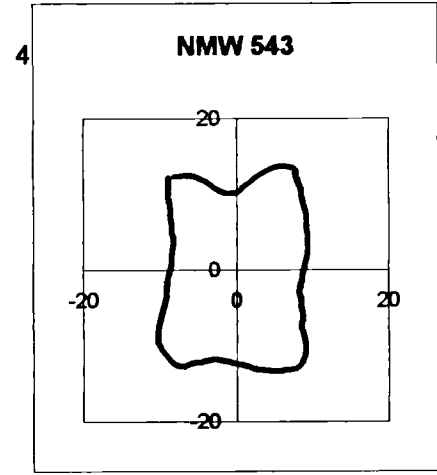
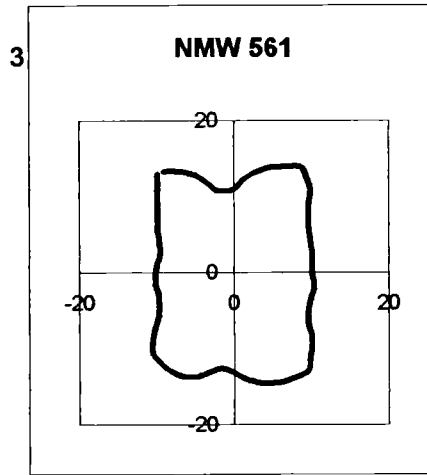
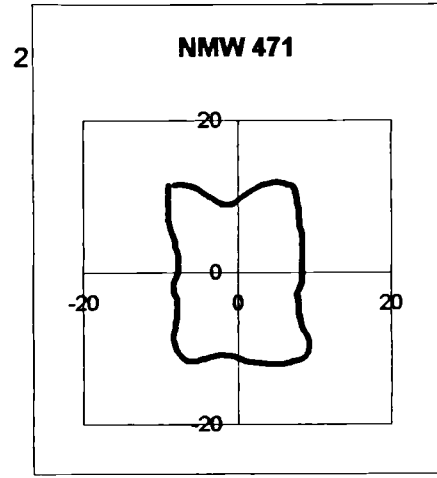
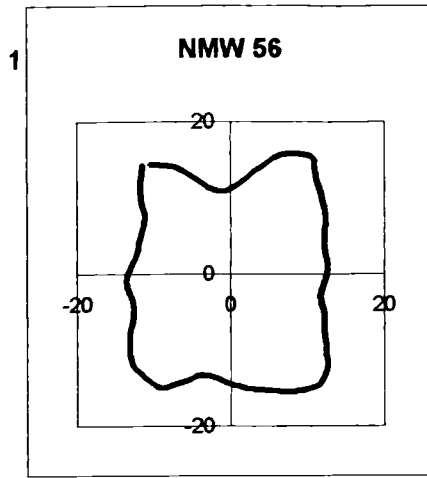


Blind test specimens: NMW *Ovis* distal tibia (cont..)

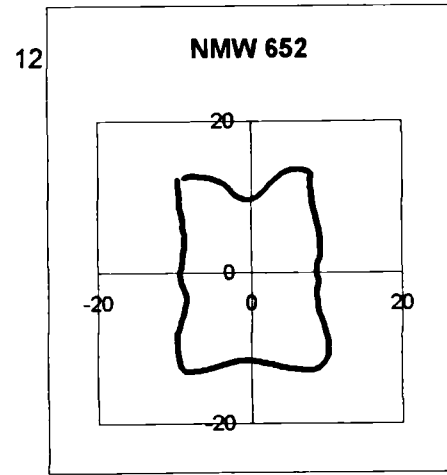
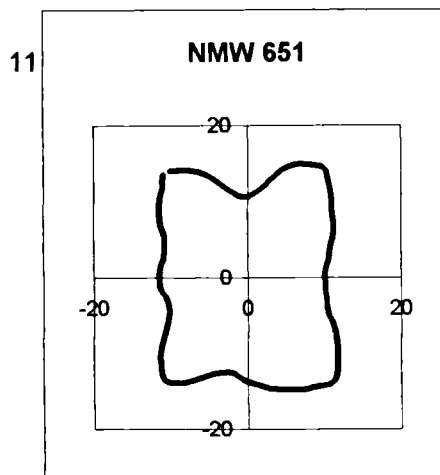
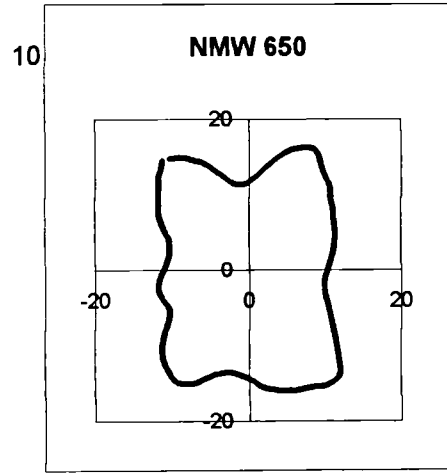
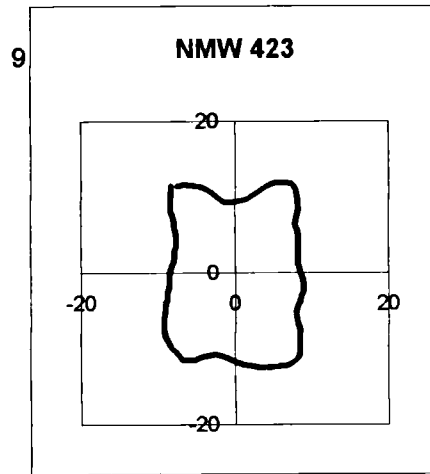
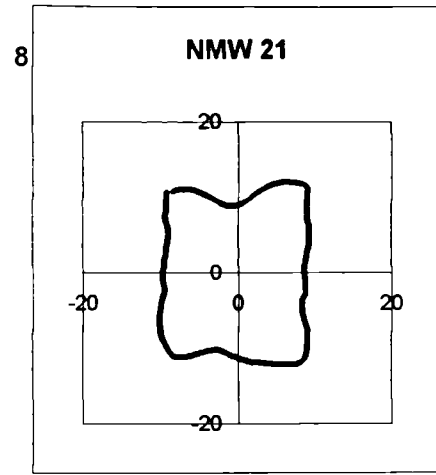
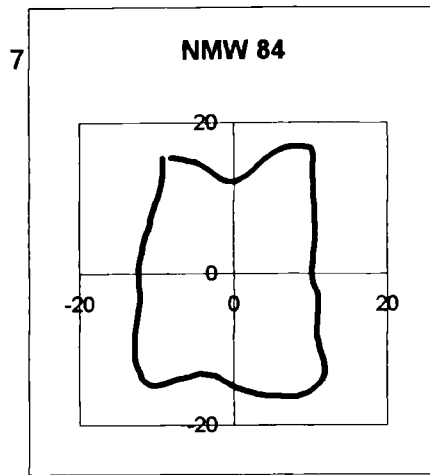




Blind test specimens: NMW *Ovis* astragalus

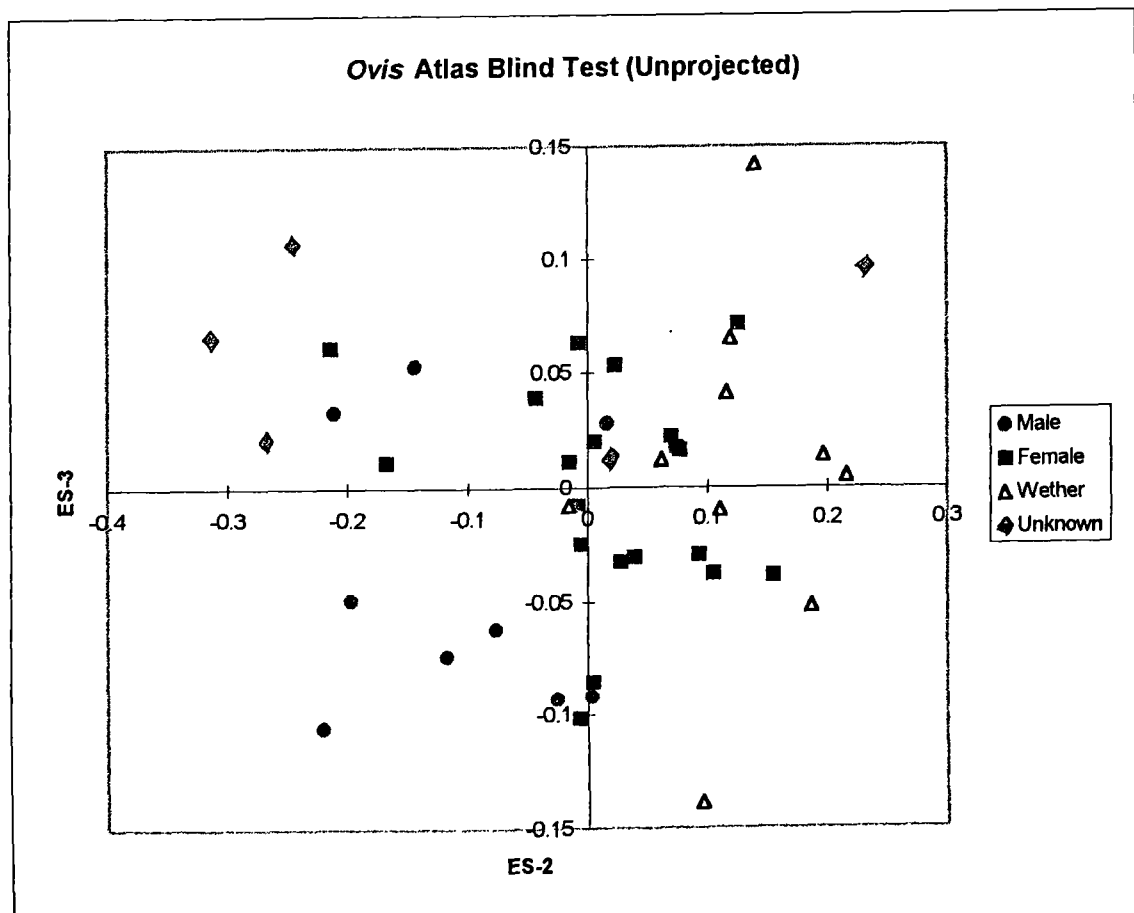
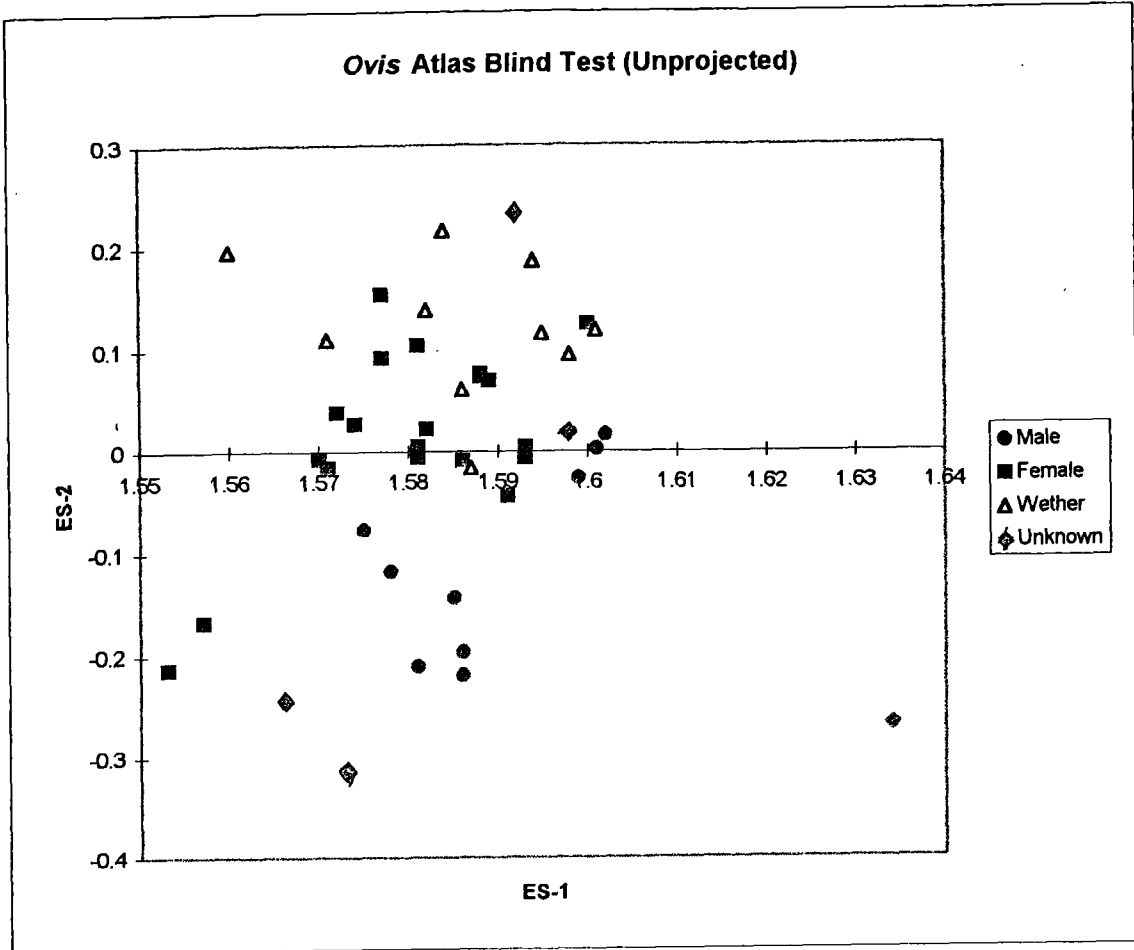


Blind test specimens: NMW *Ovis astragalus* (cont...)

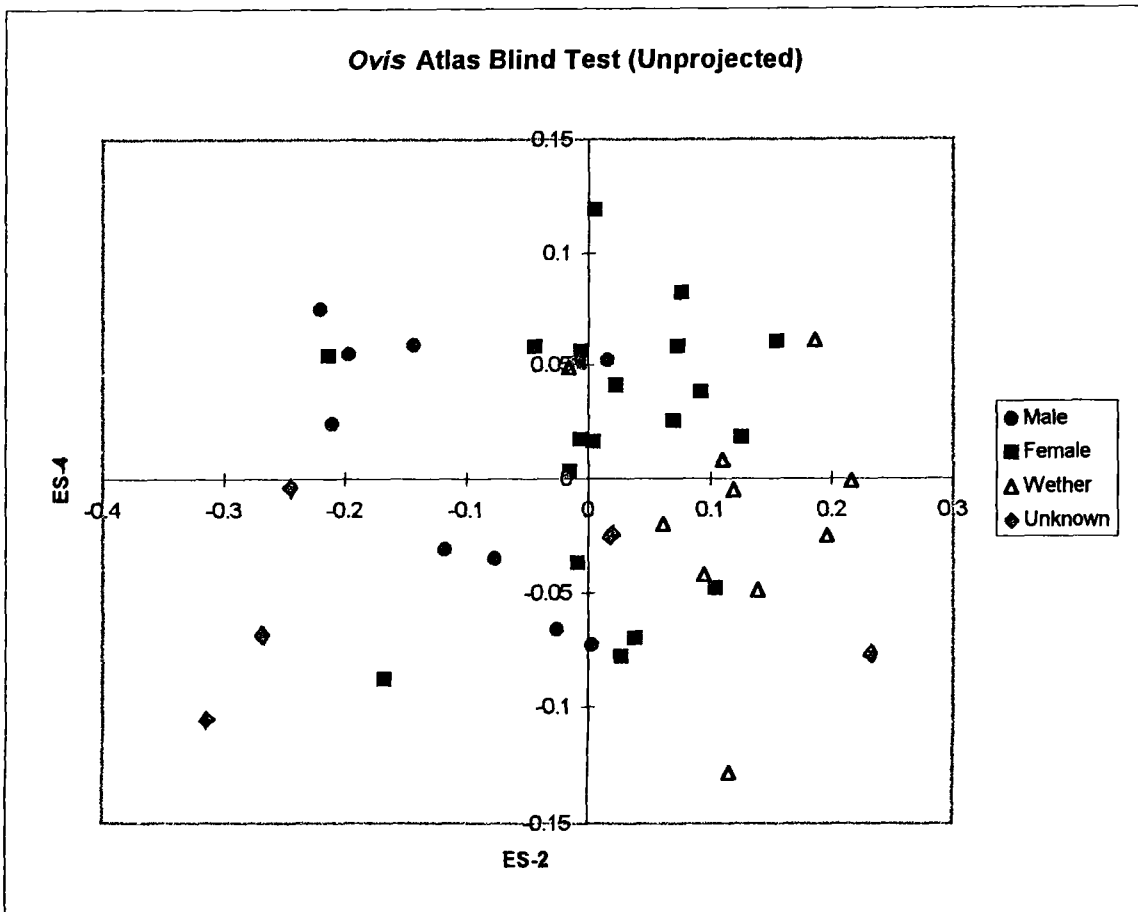
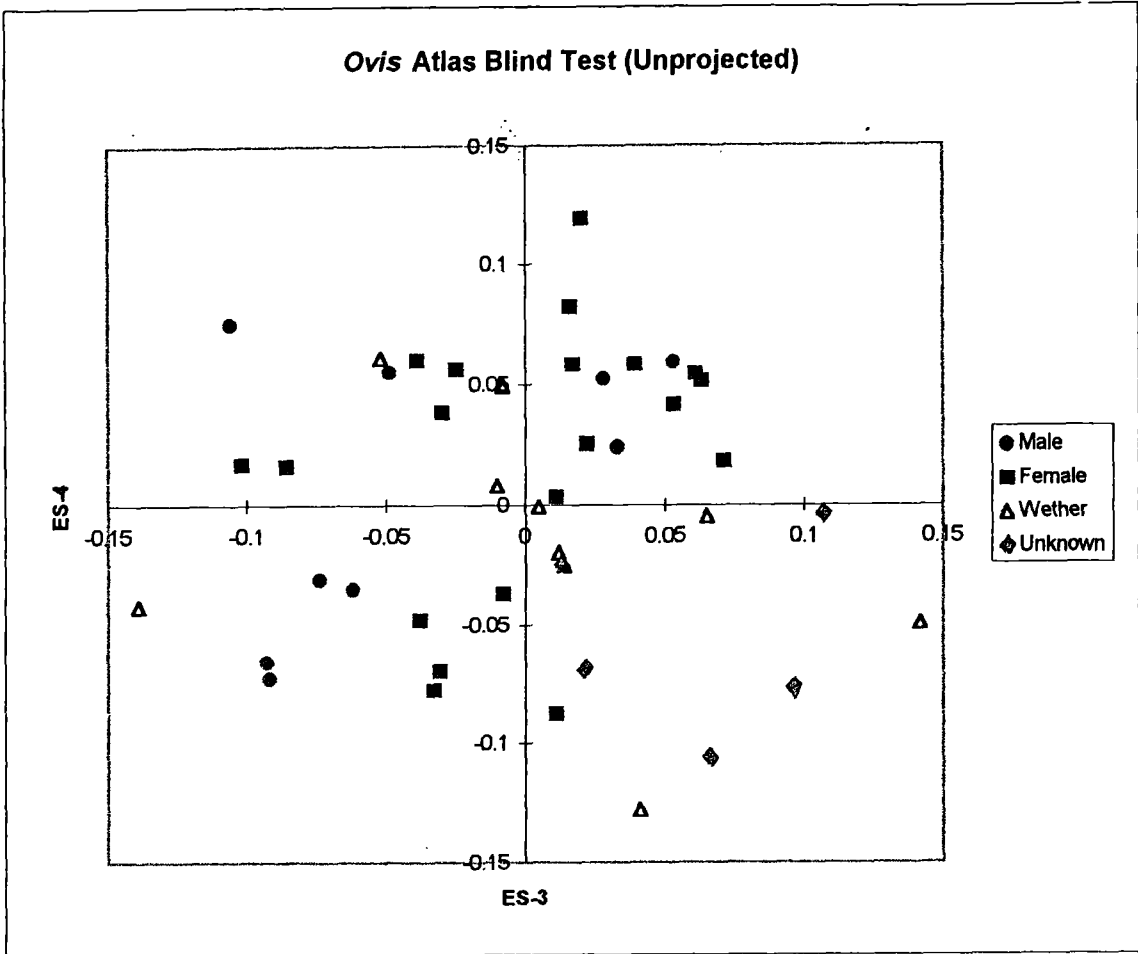


### N.3 Blind test score plots including original sample individuals

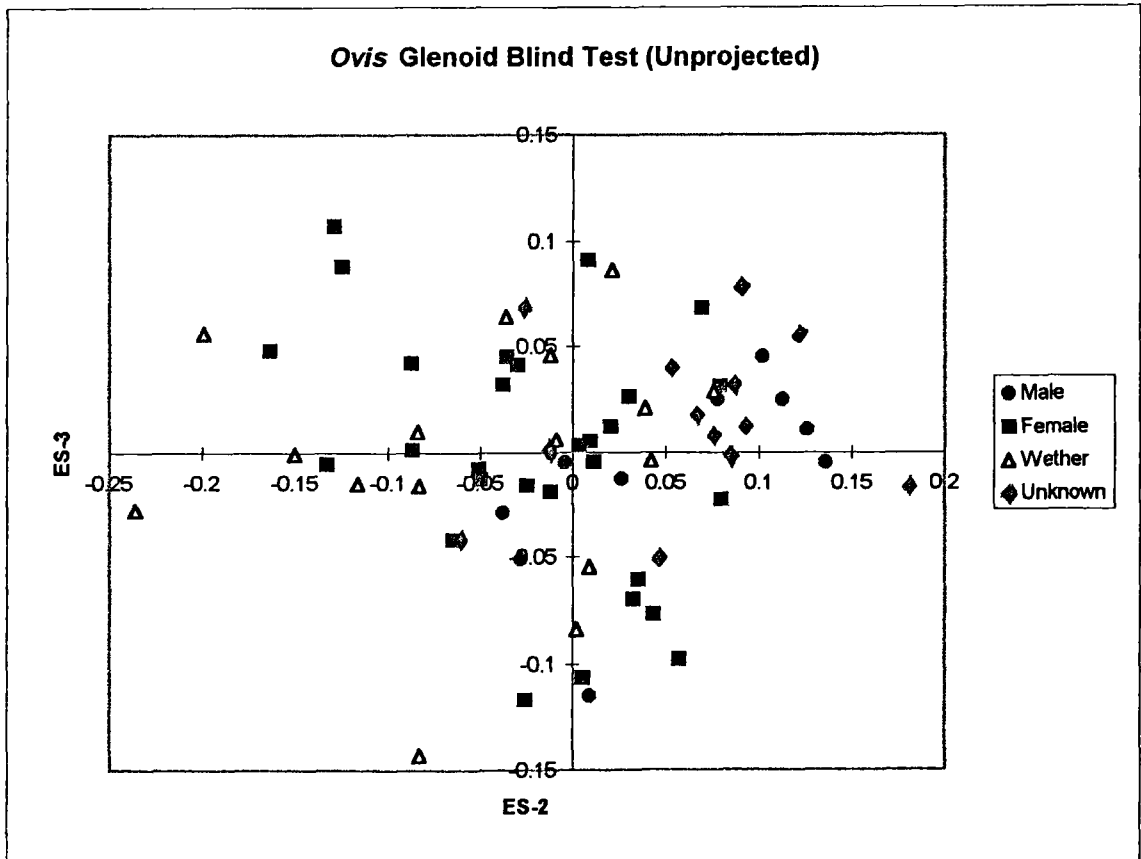
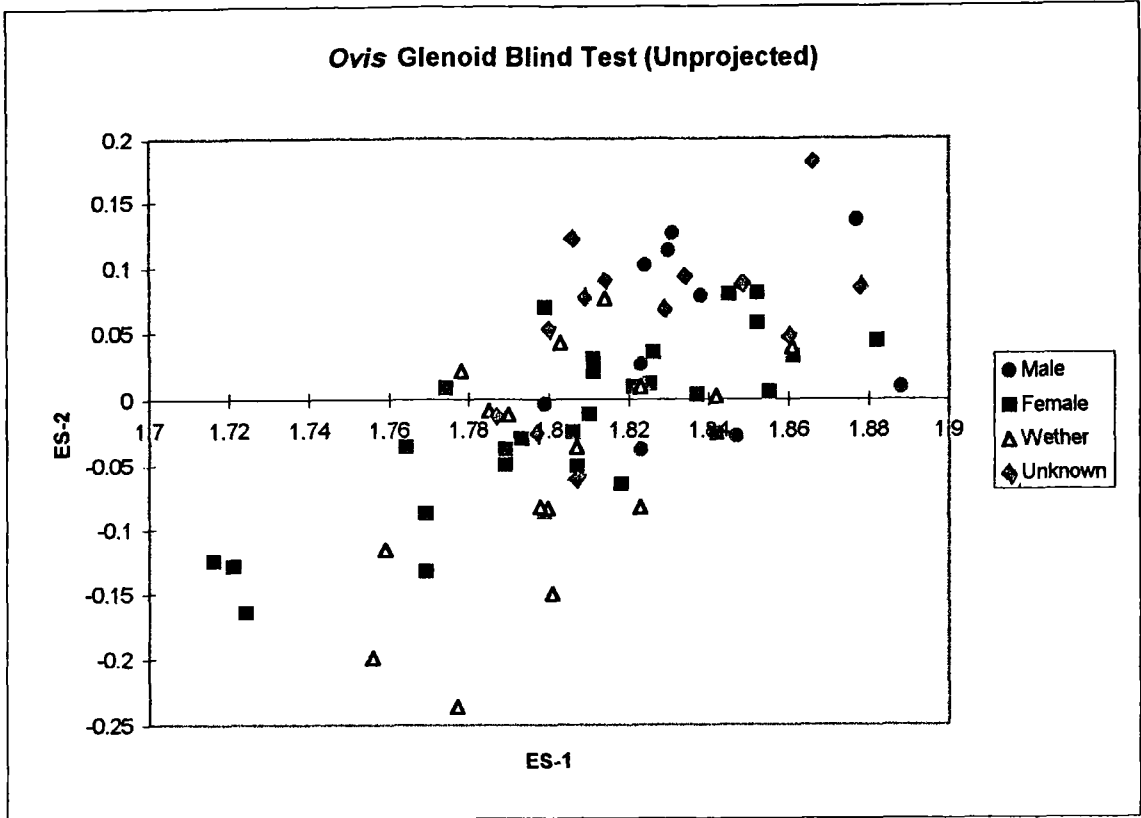
#### *Ovis atlas*



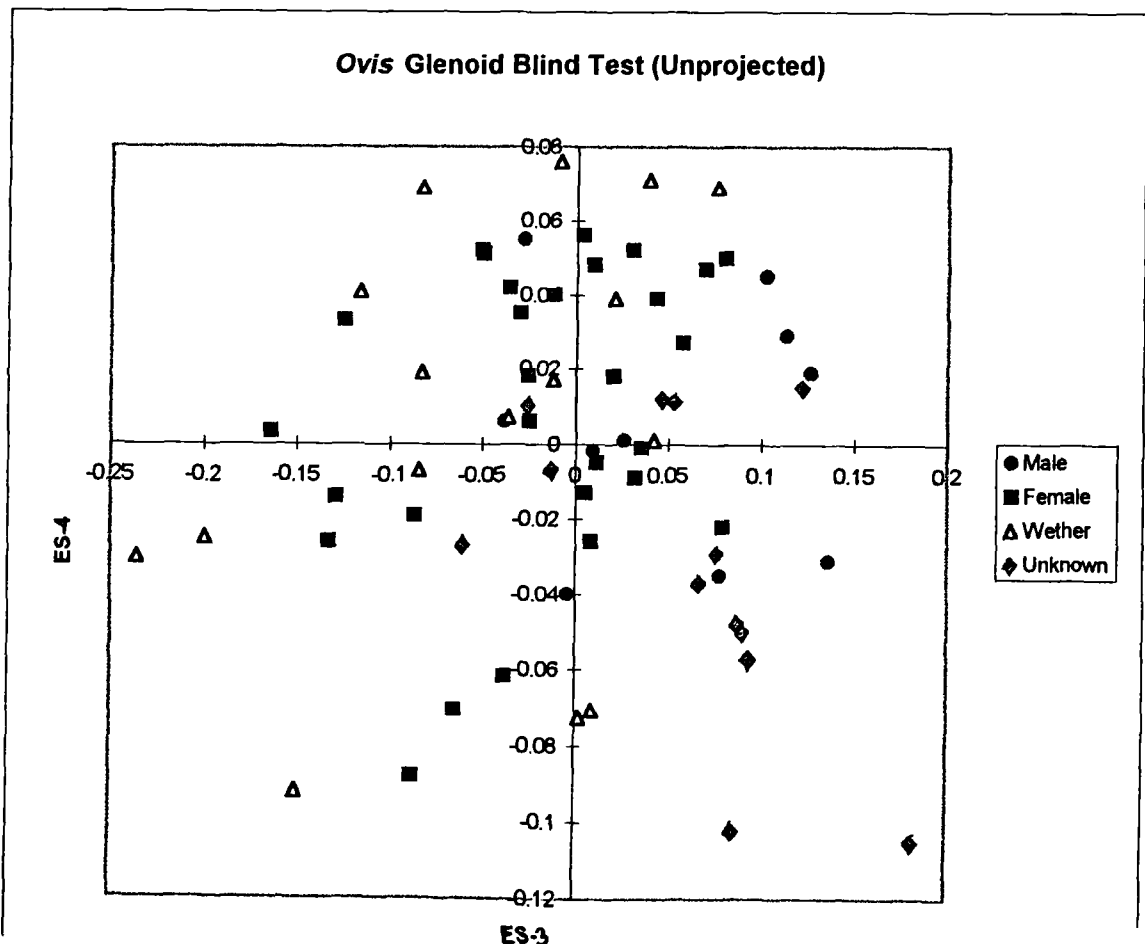
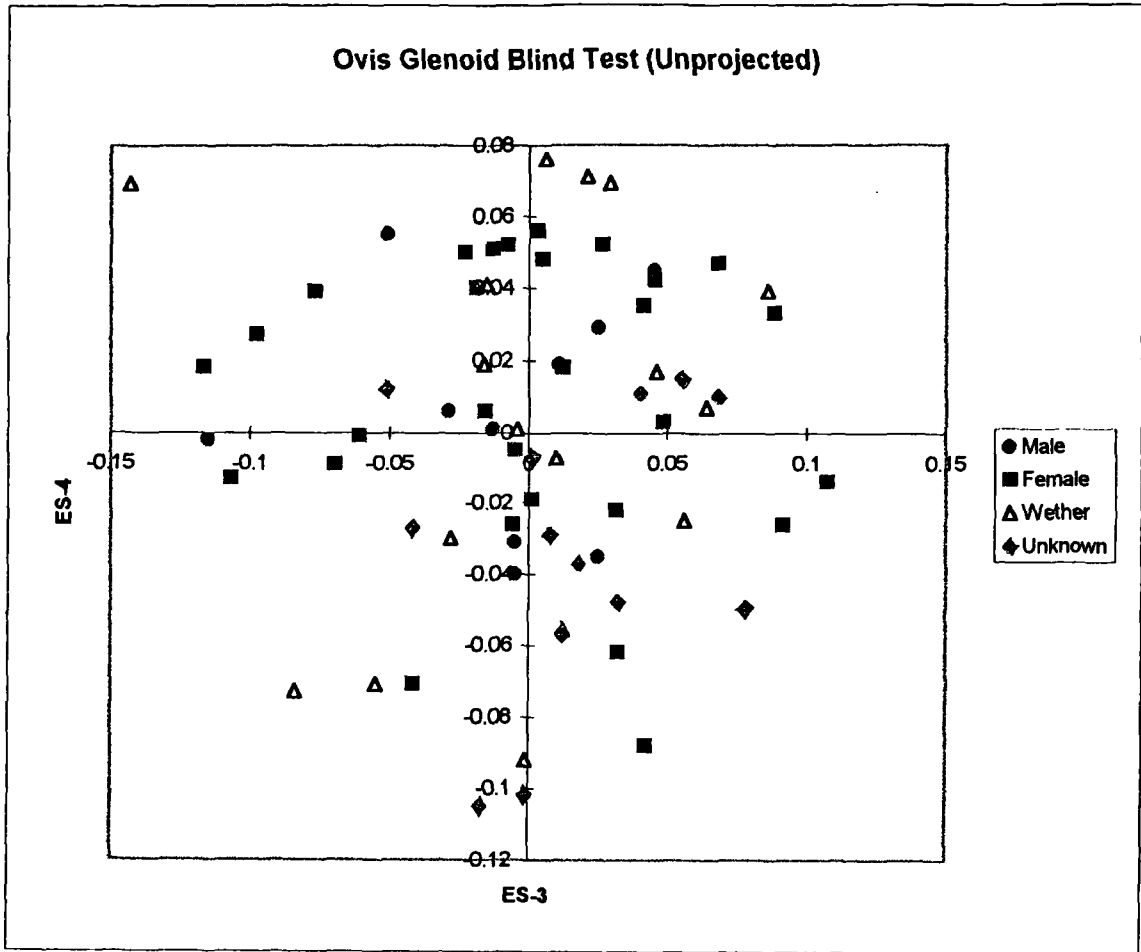
*Ovis atlas*



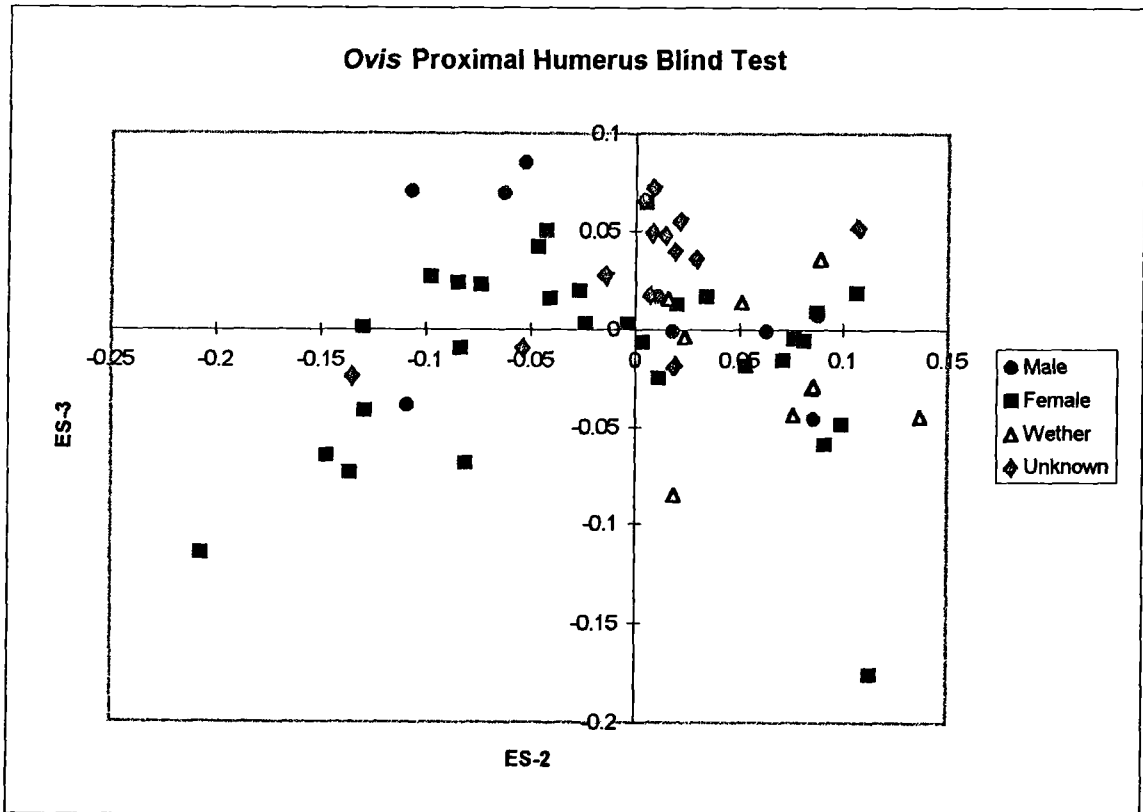
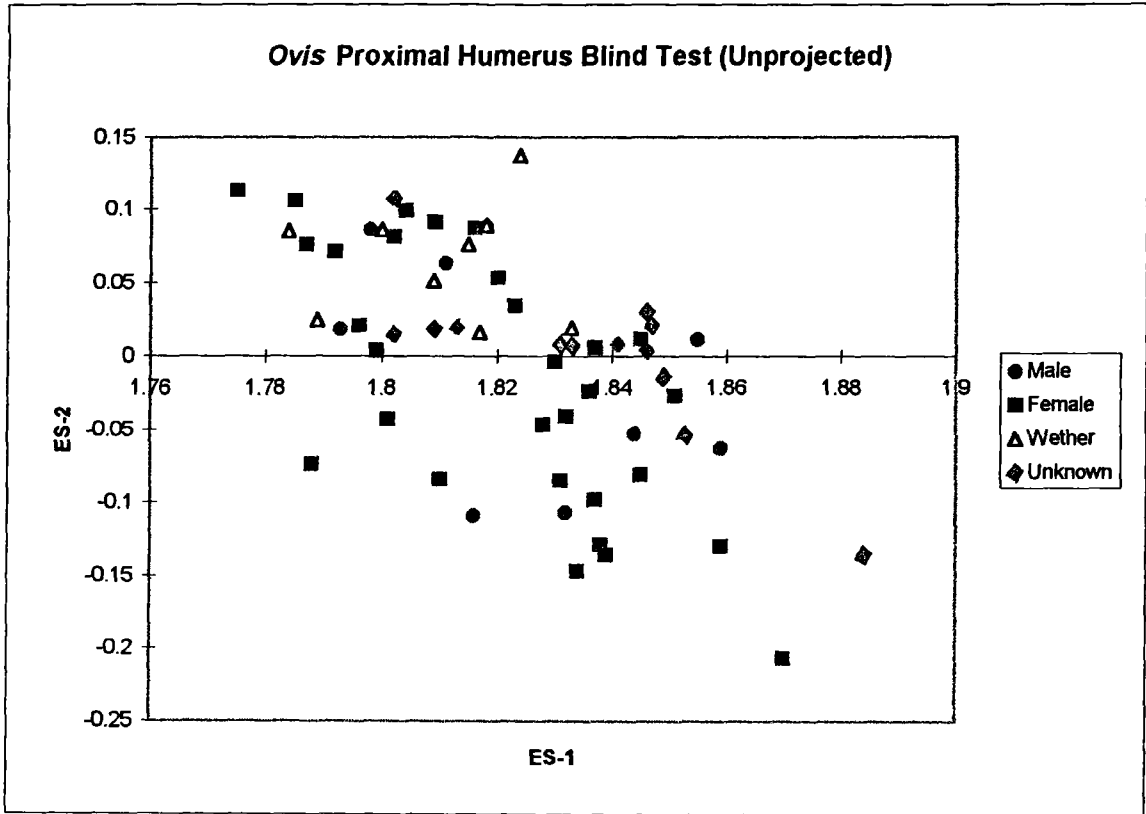
Ovis glenoid fossa



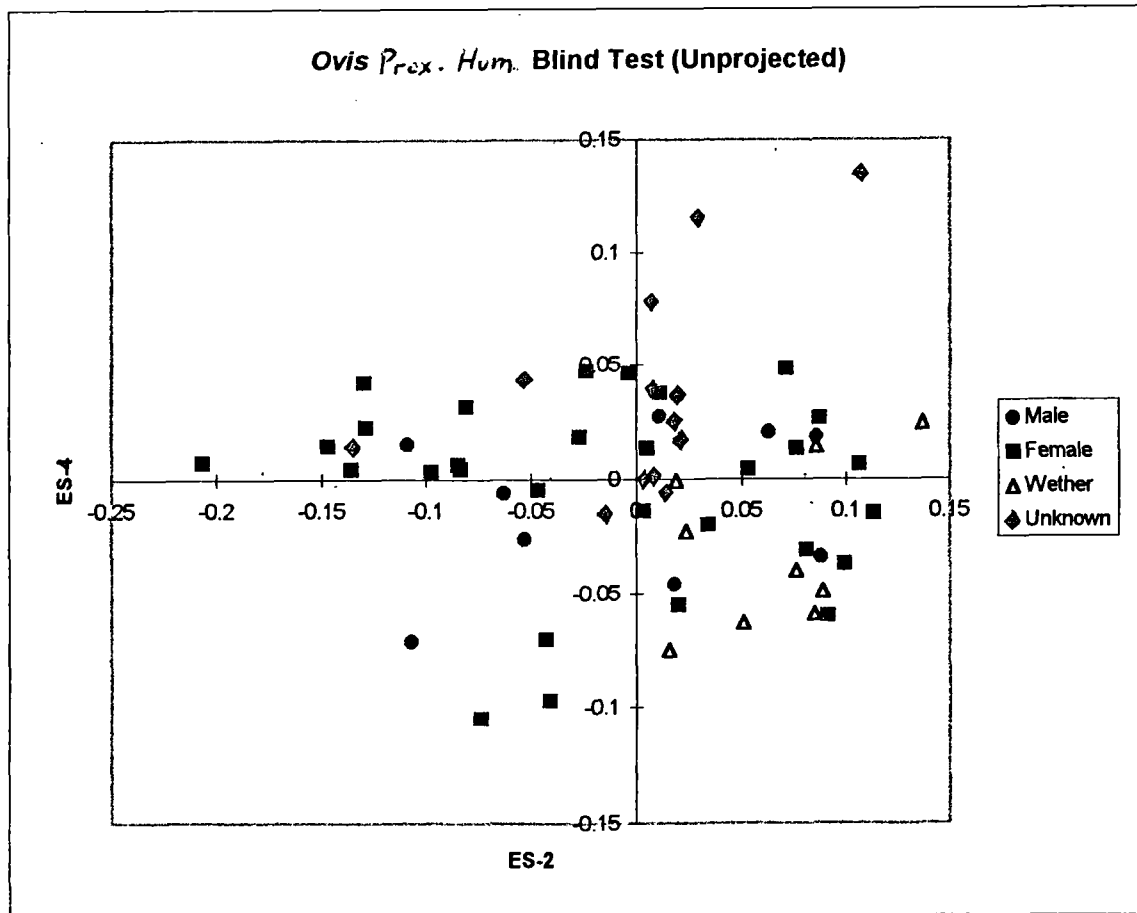
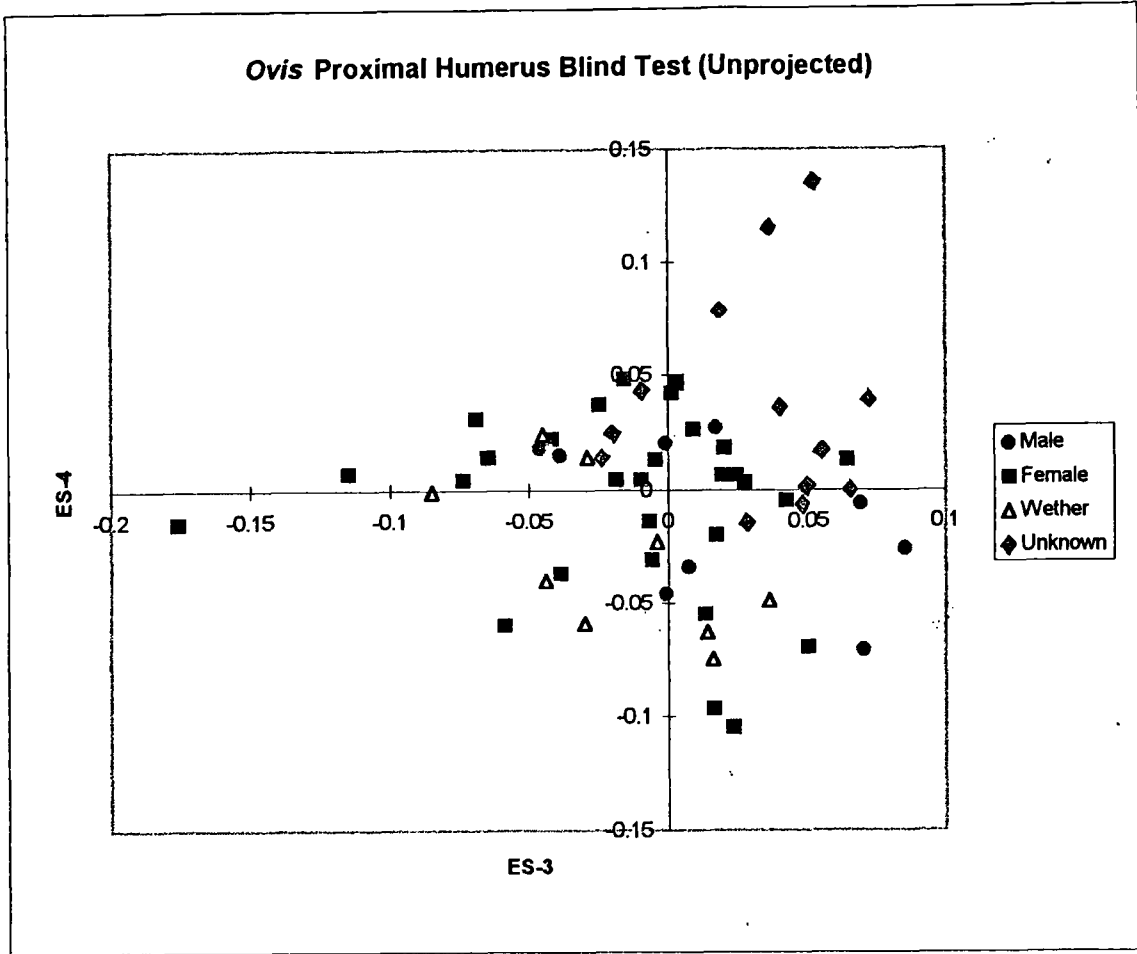
*Ovis glenoid fossa*



*Ovis proximal humerus*

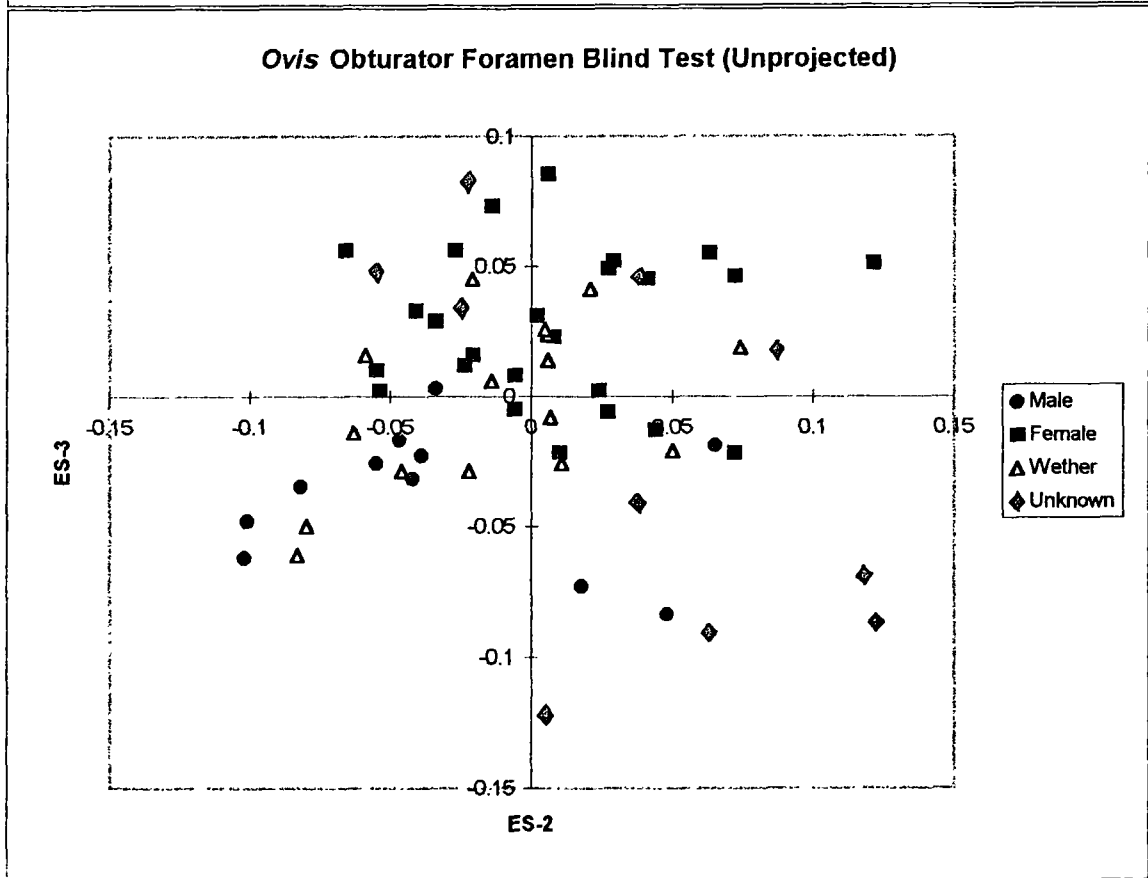
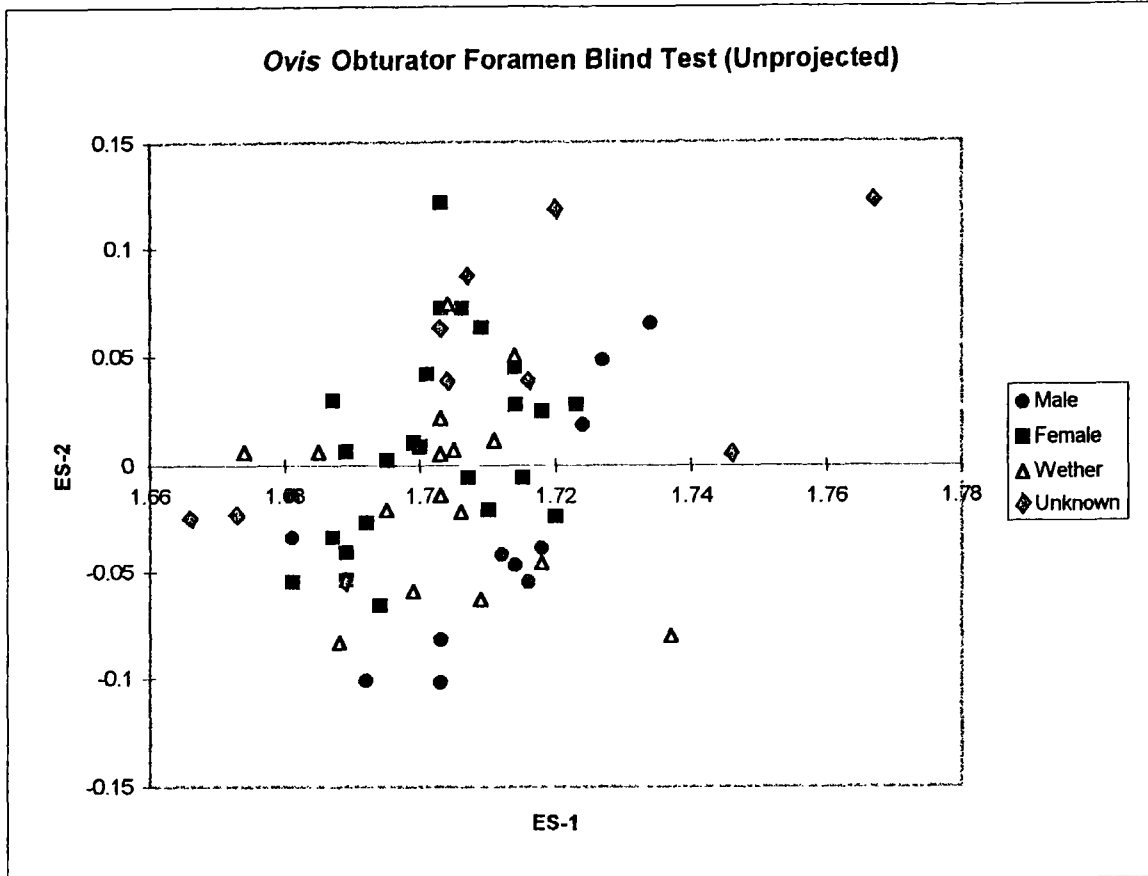


*Ovis proximal humerus*

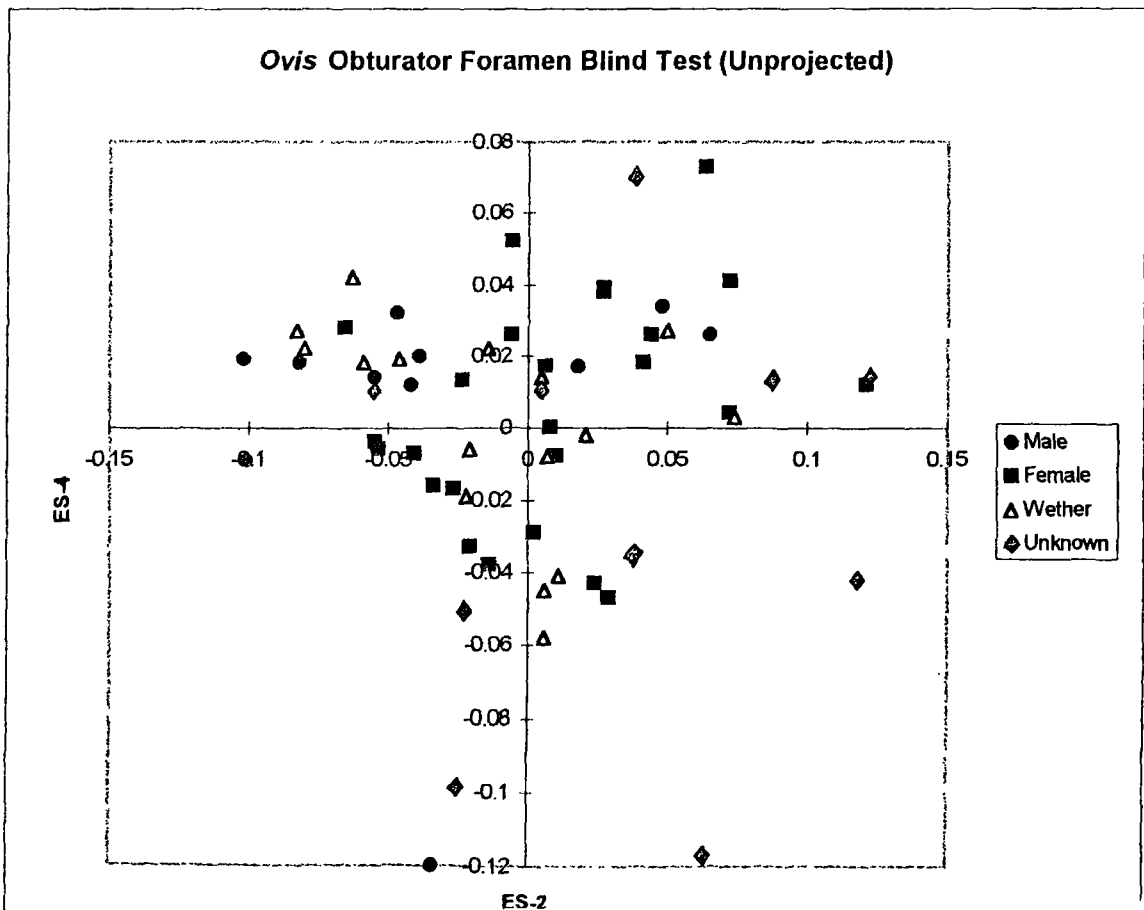
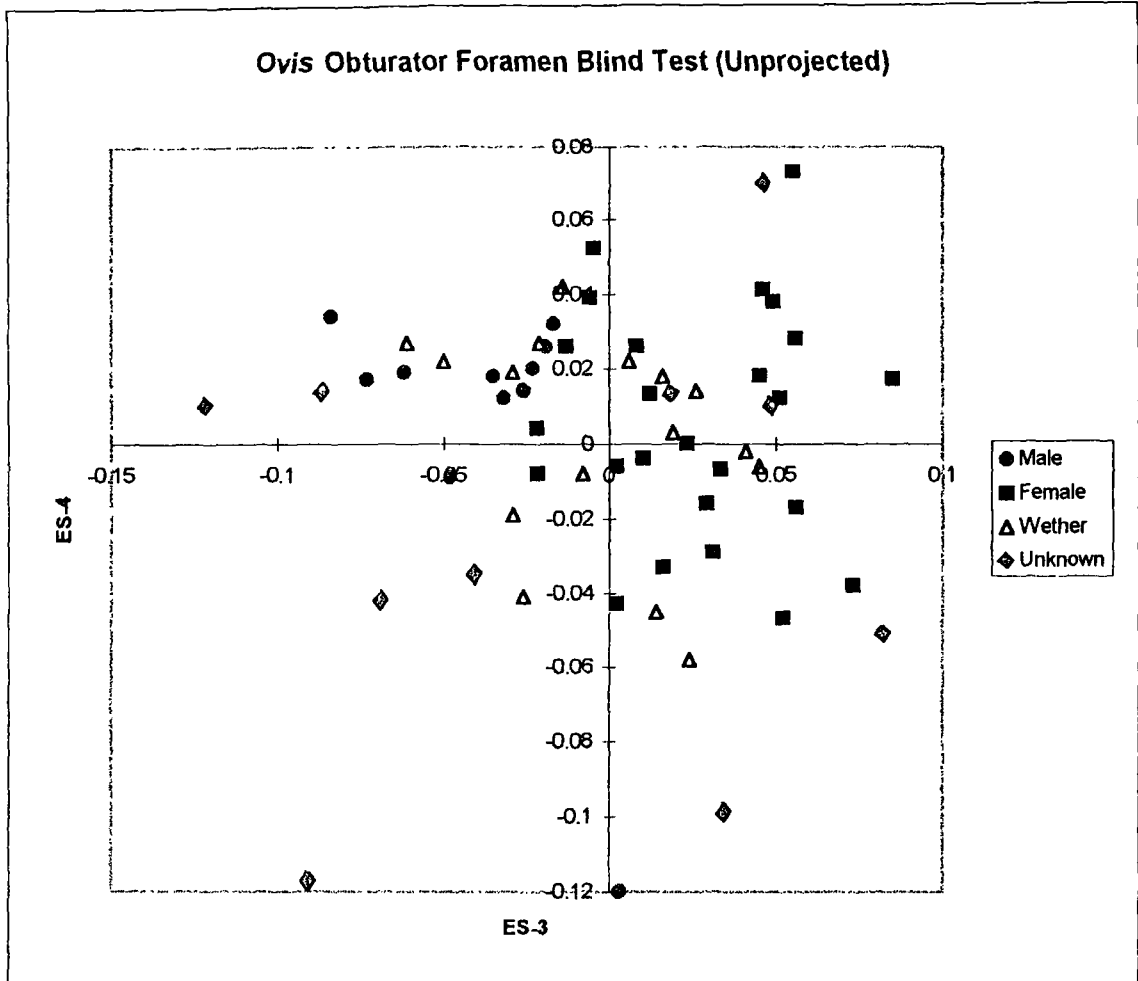




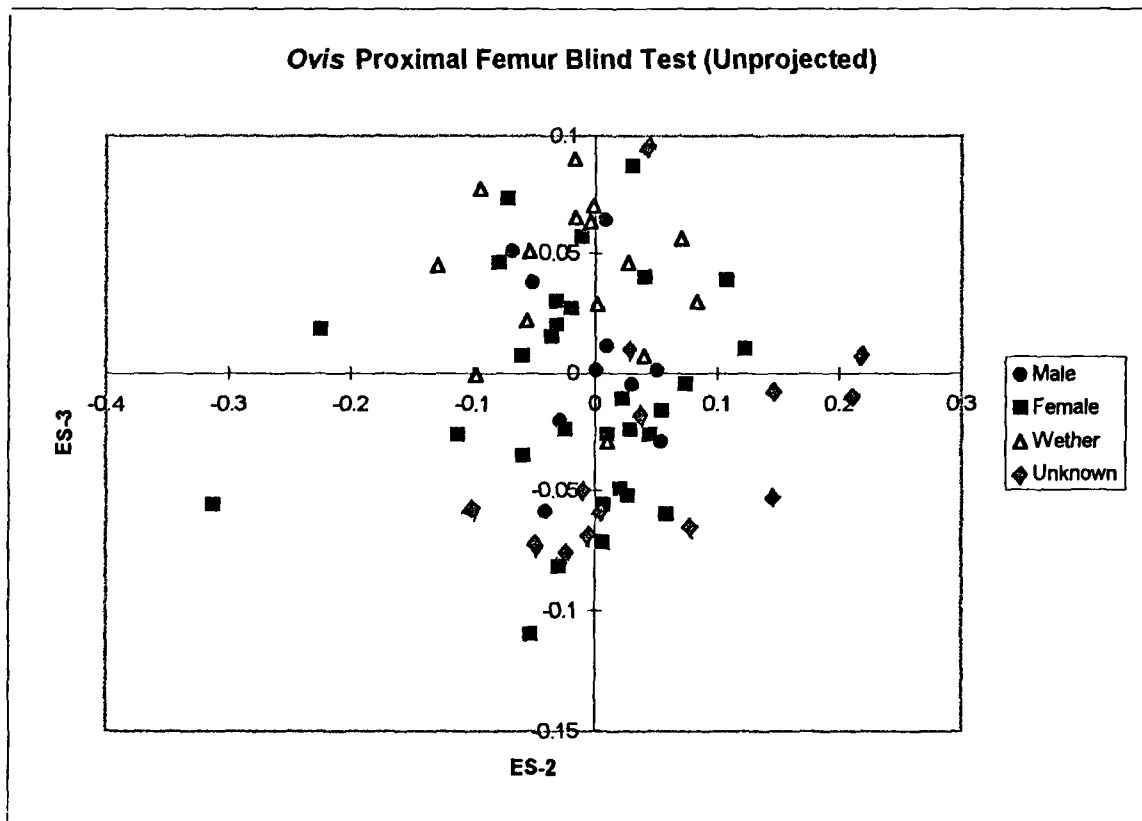
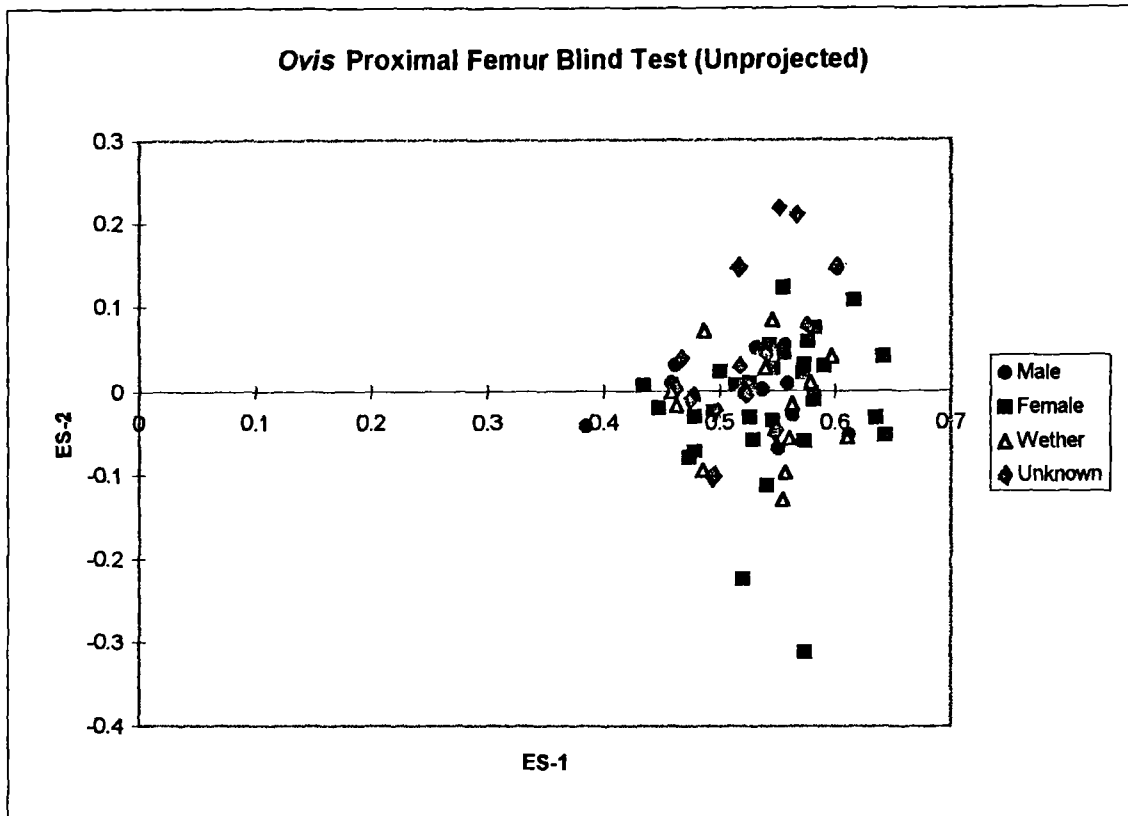
*Ovis obturator foramen*



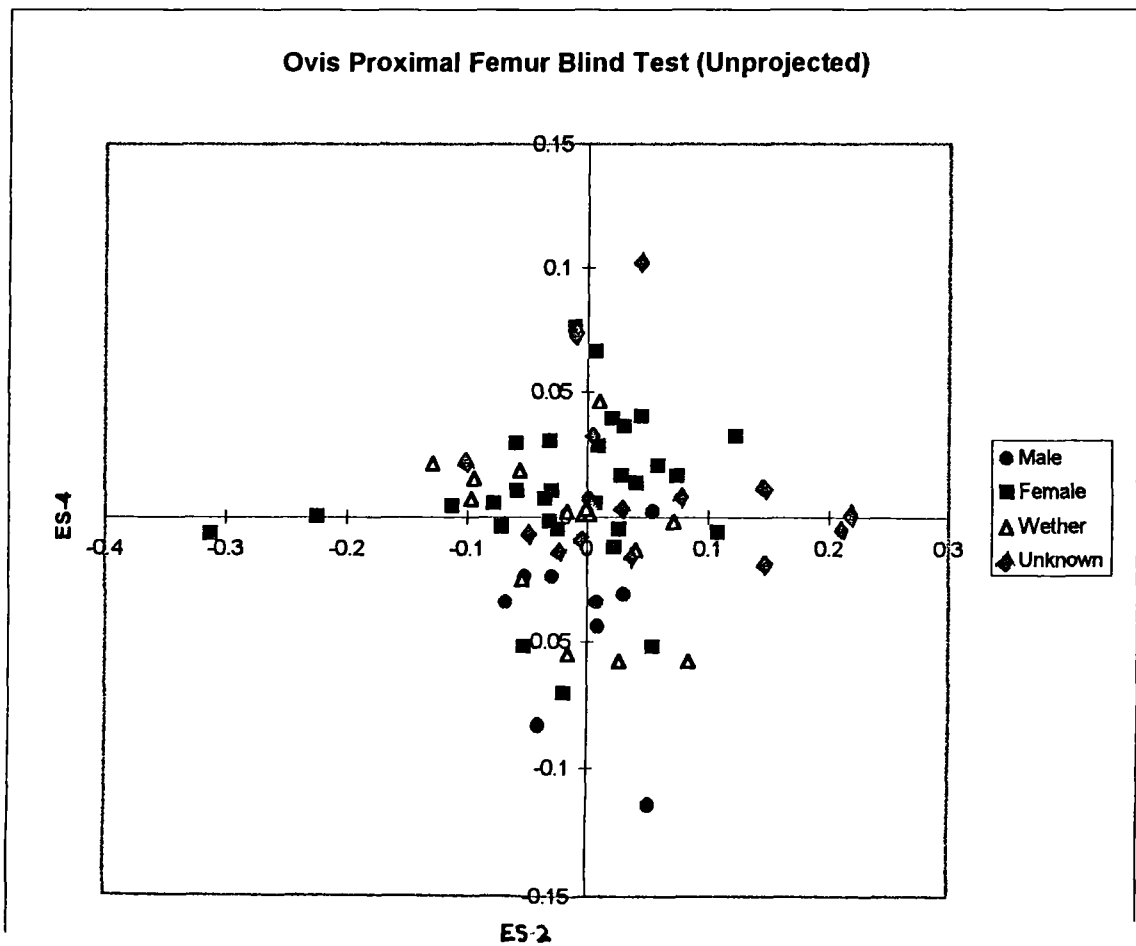
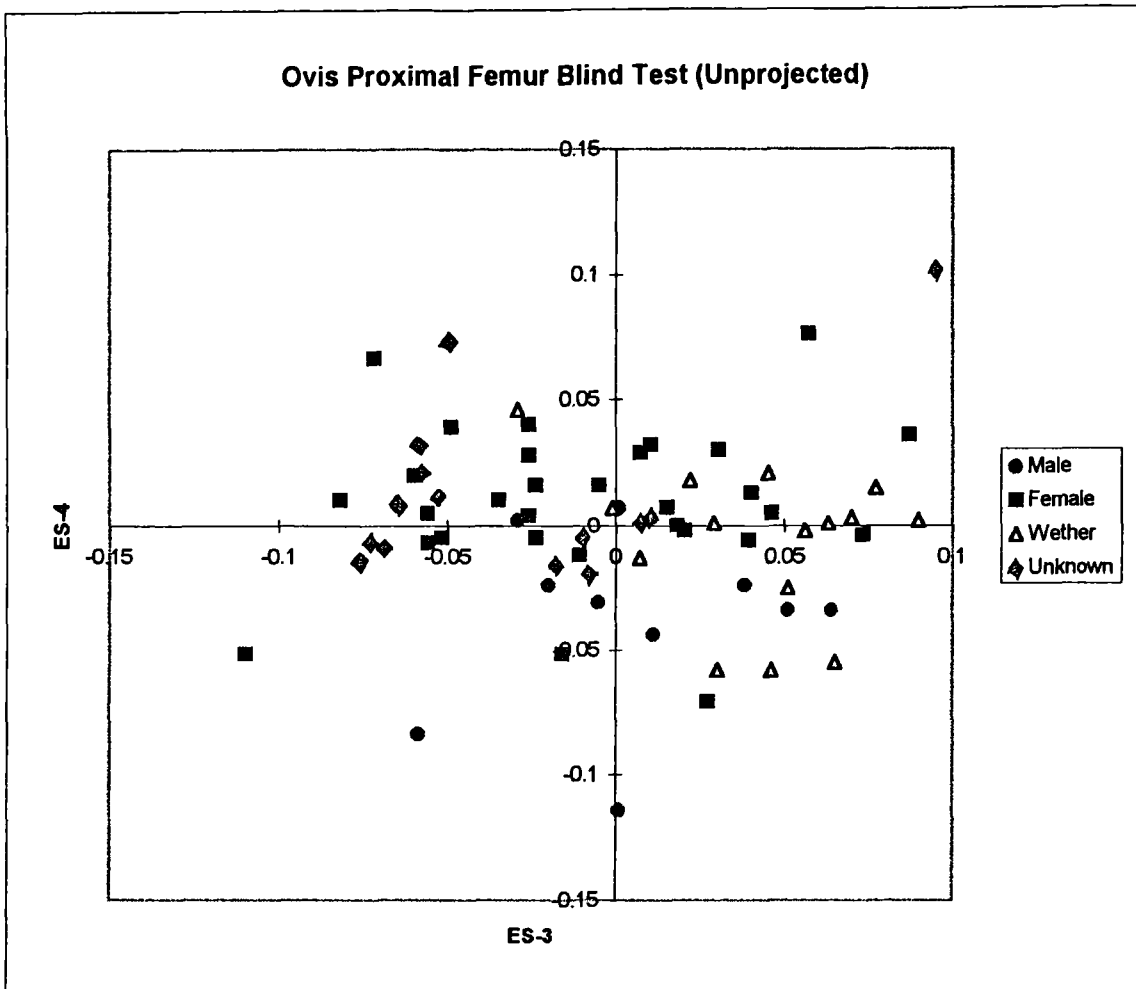
*Ovis obturator foramen*



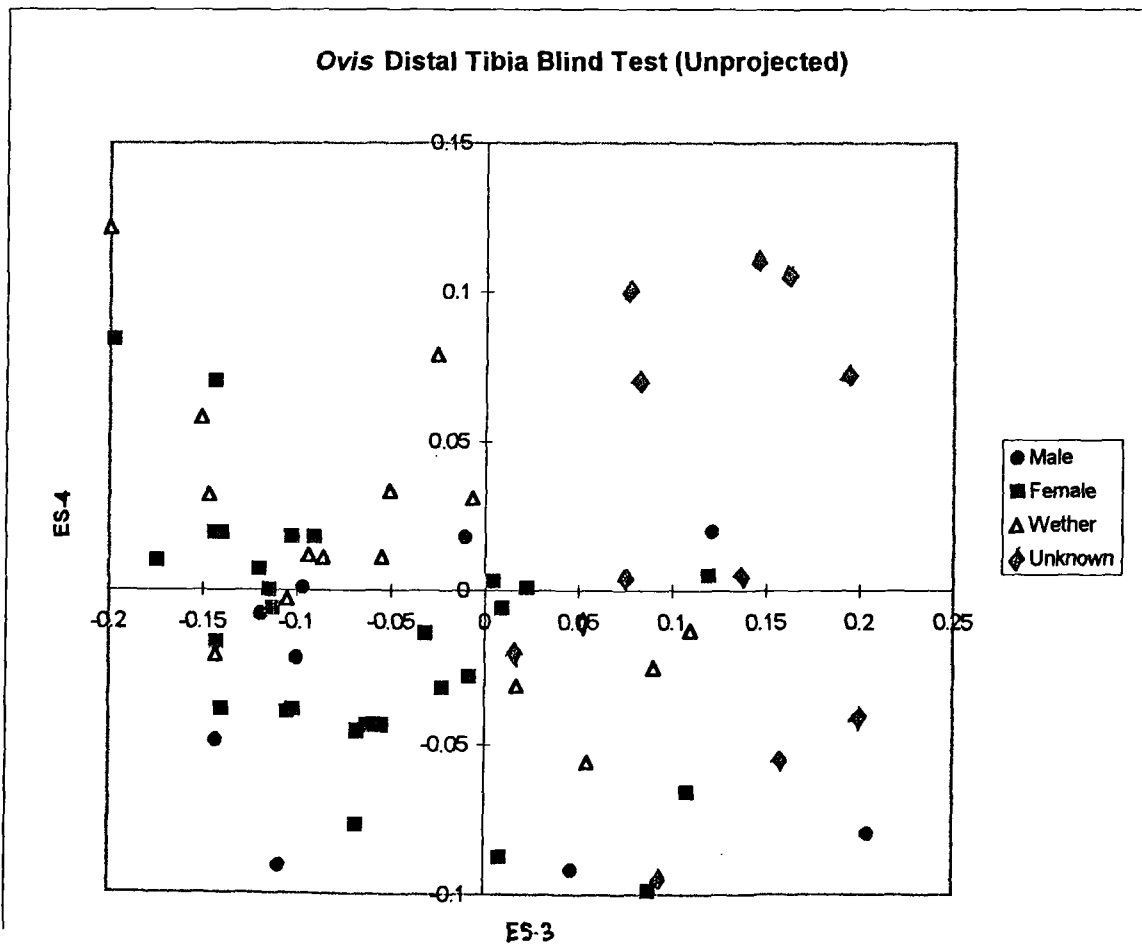
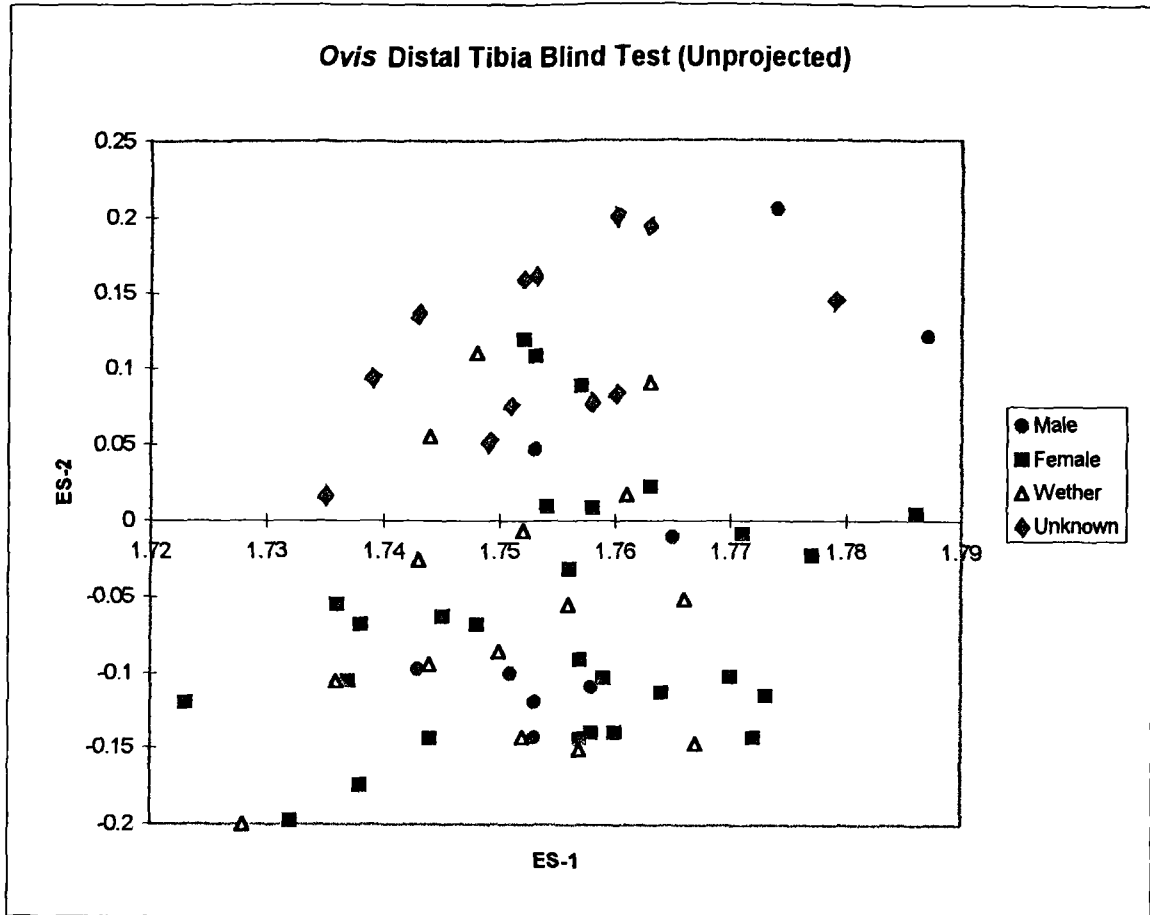
Ovis proximal femur



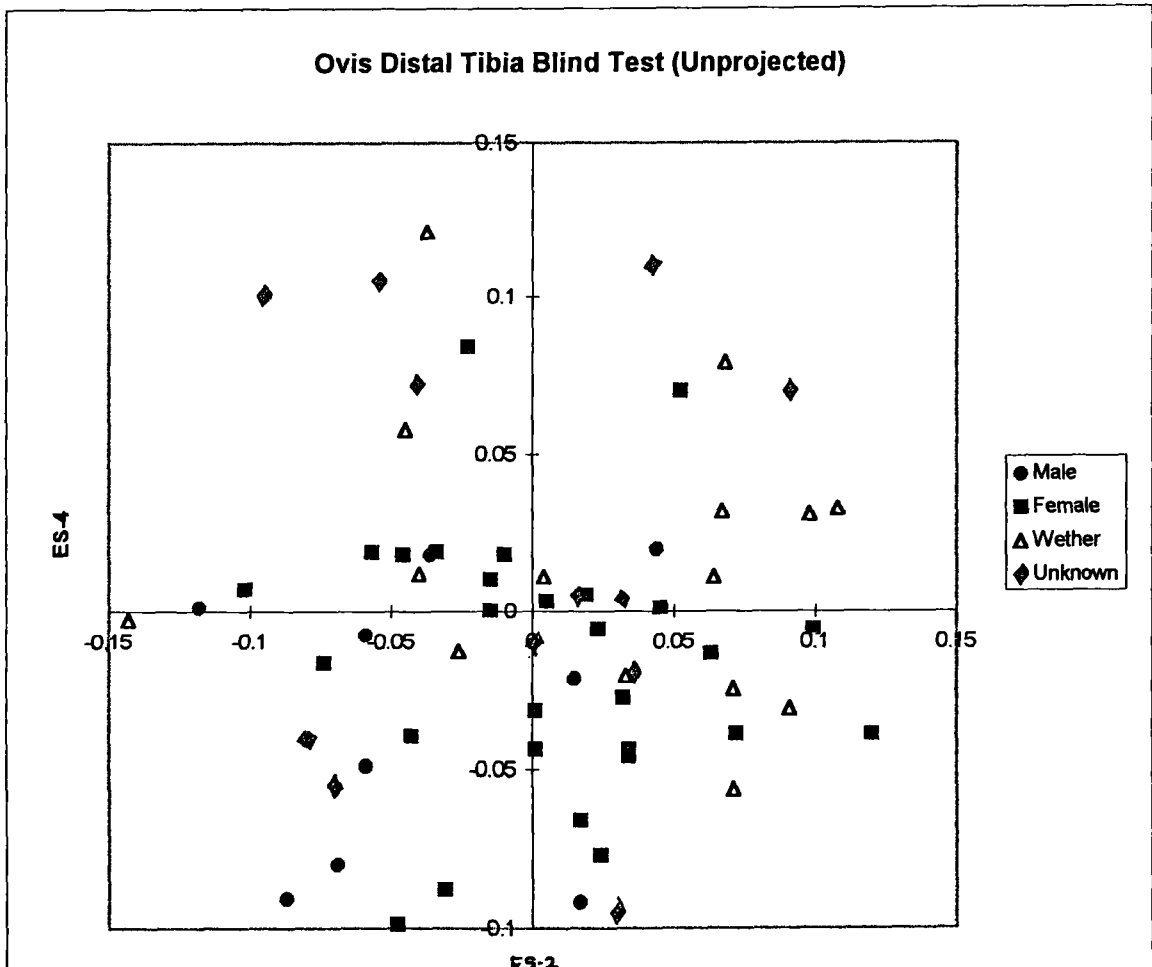
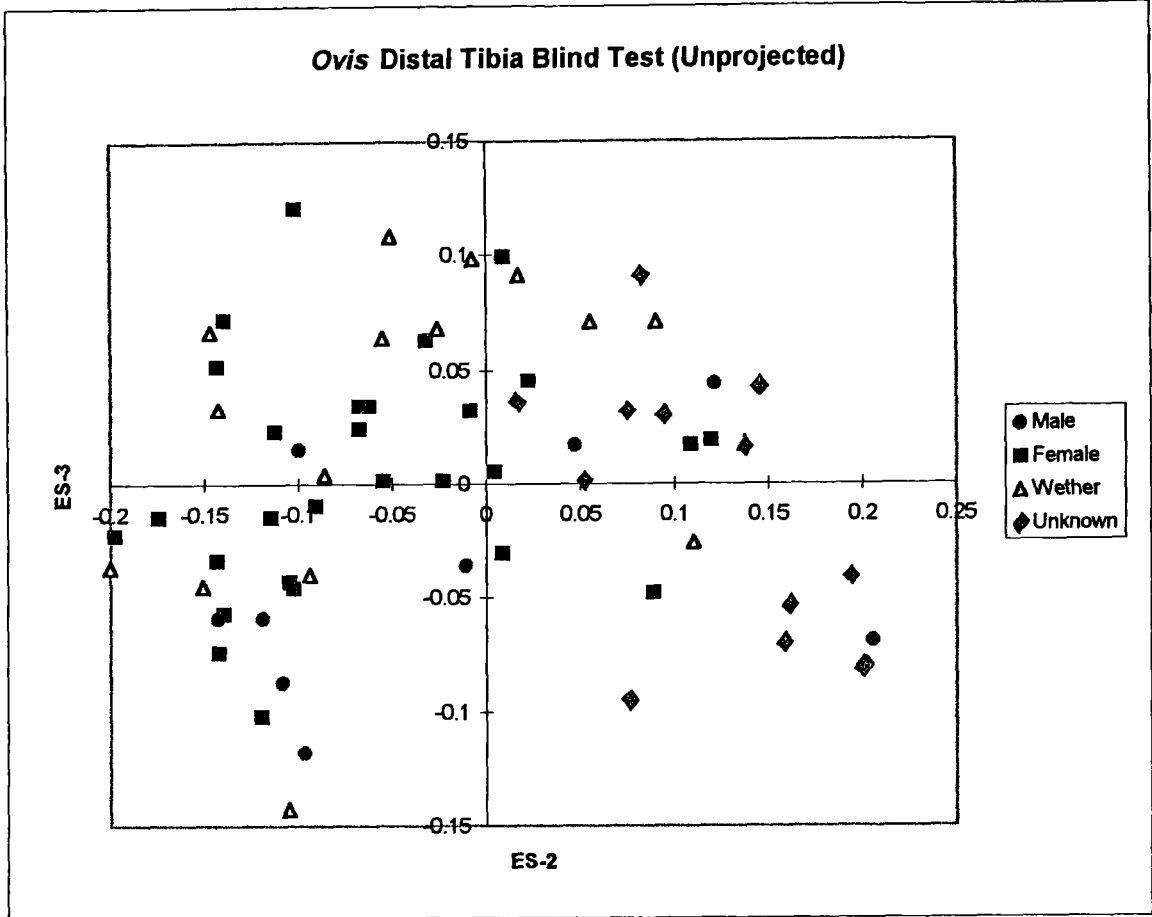
Ovis proximal femur



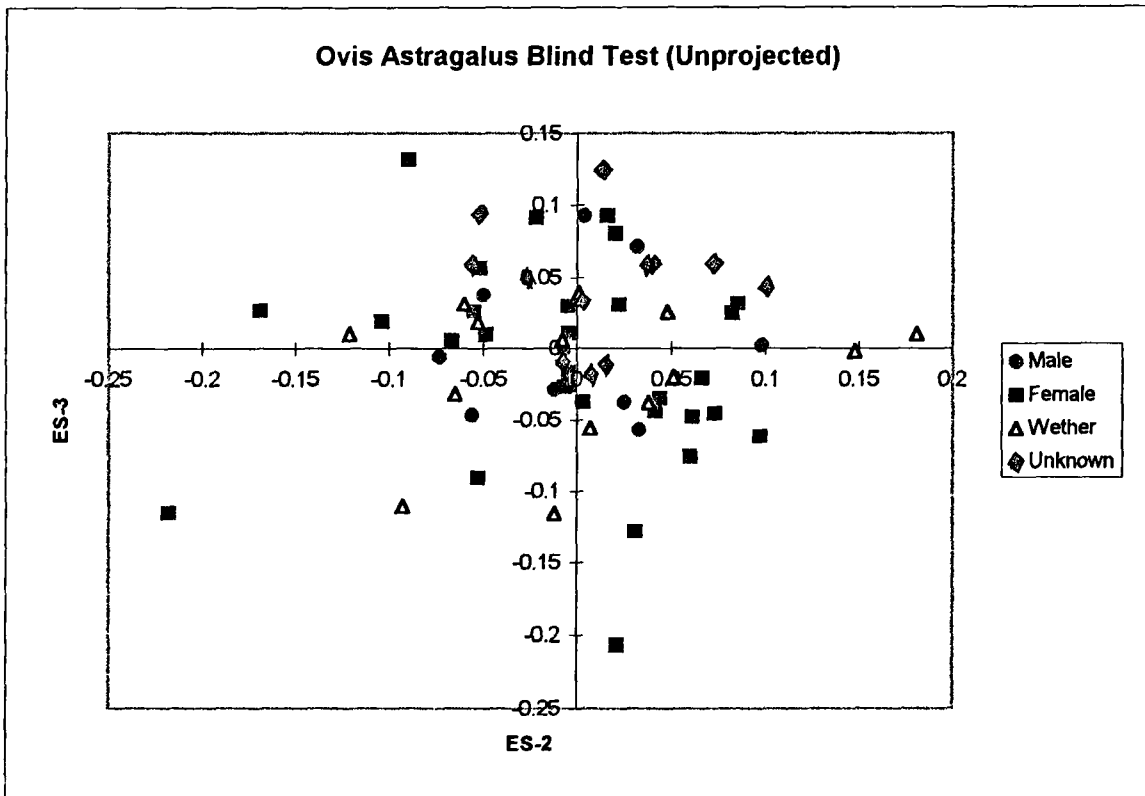
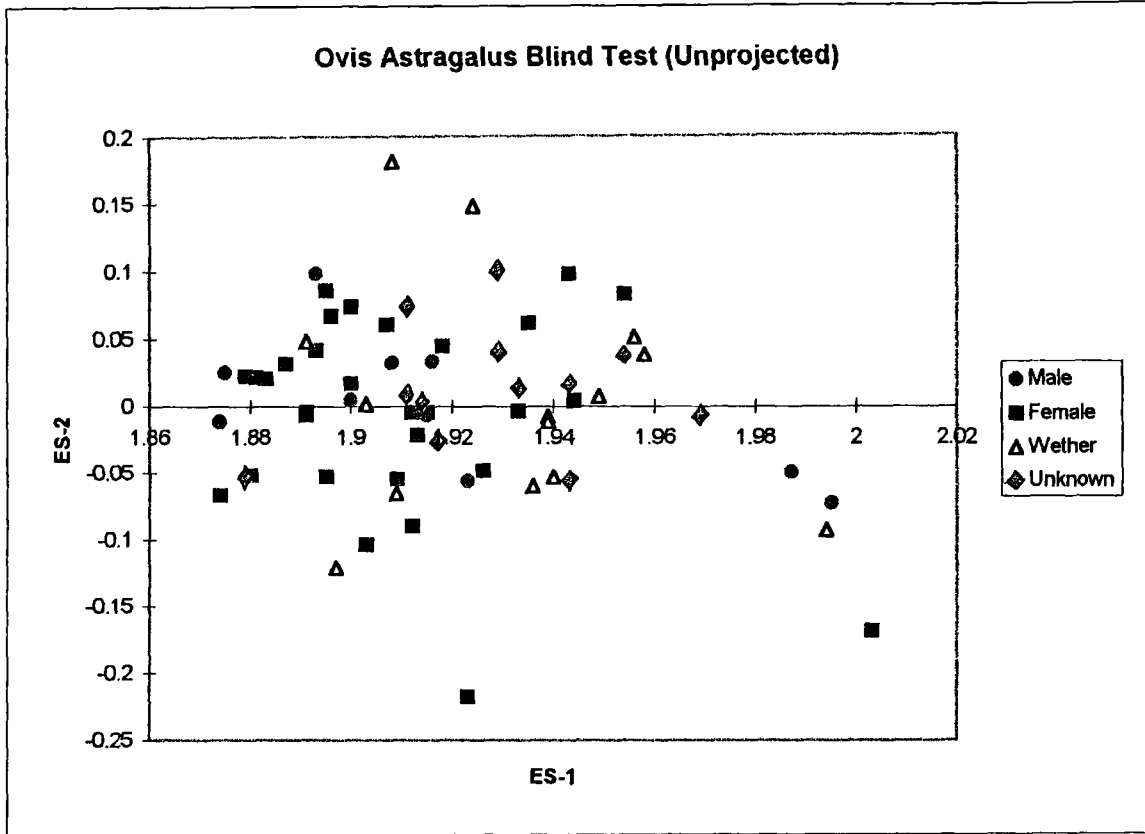
Ovis distal tibia



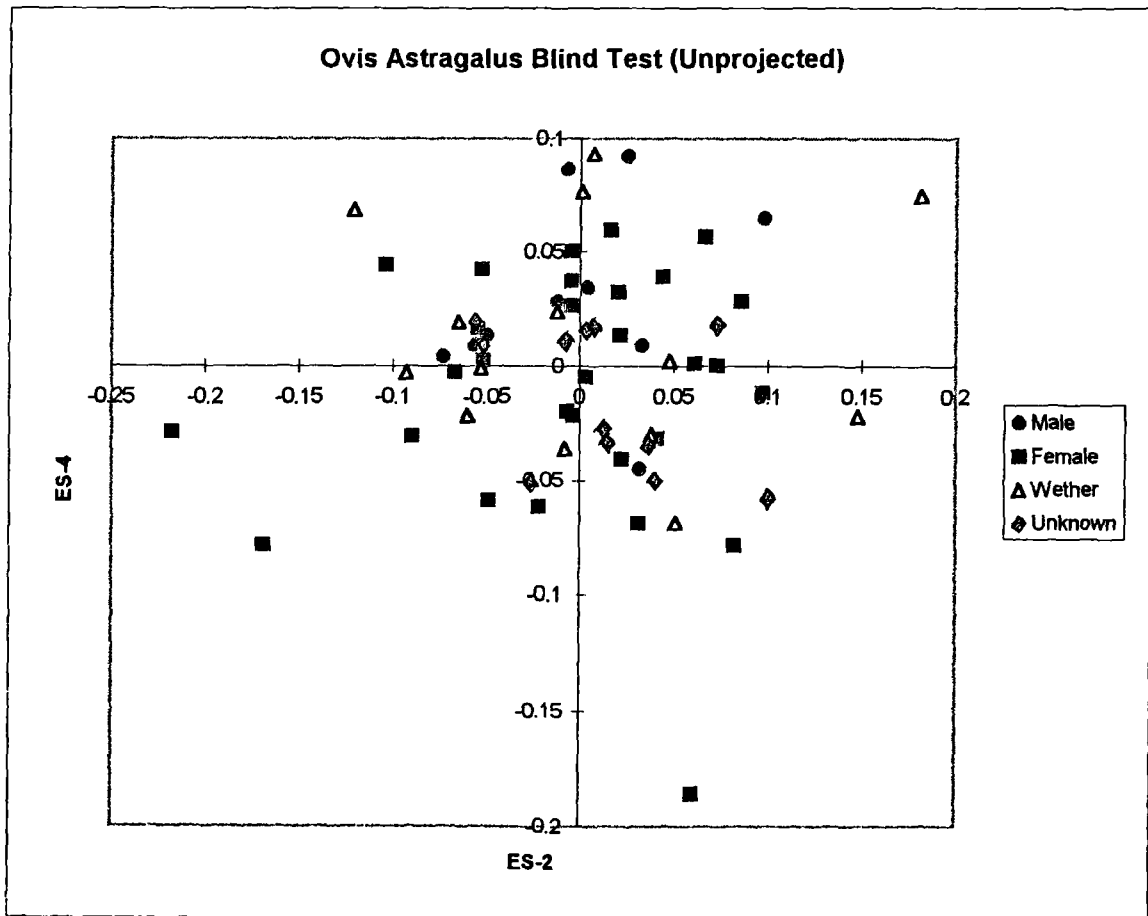
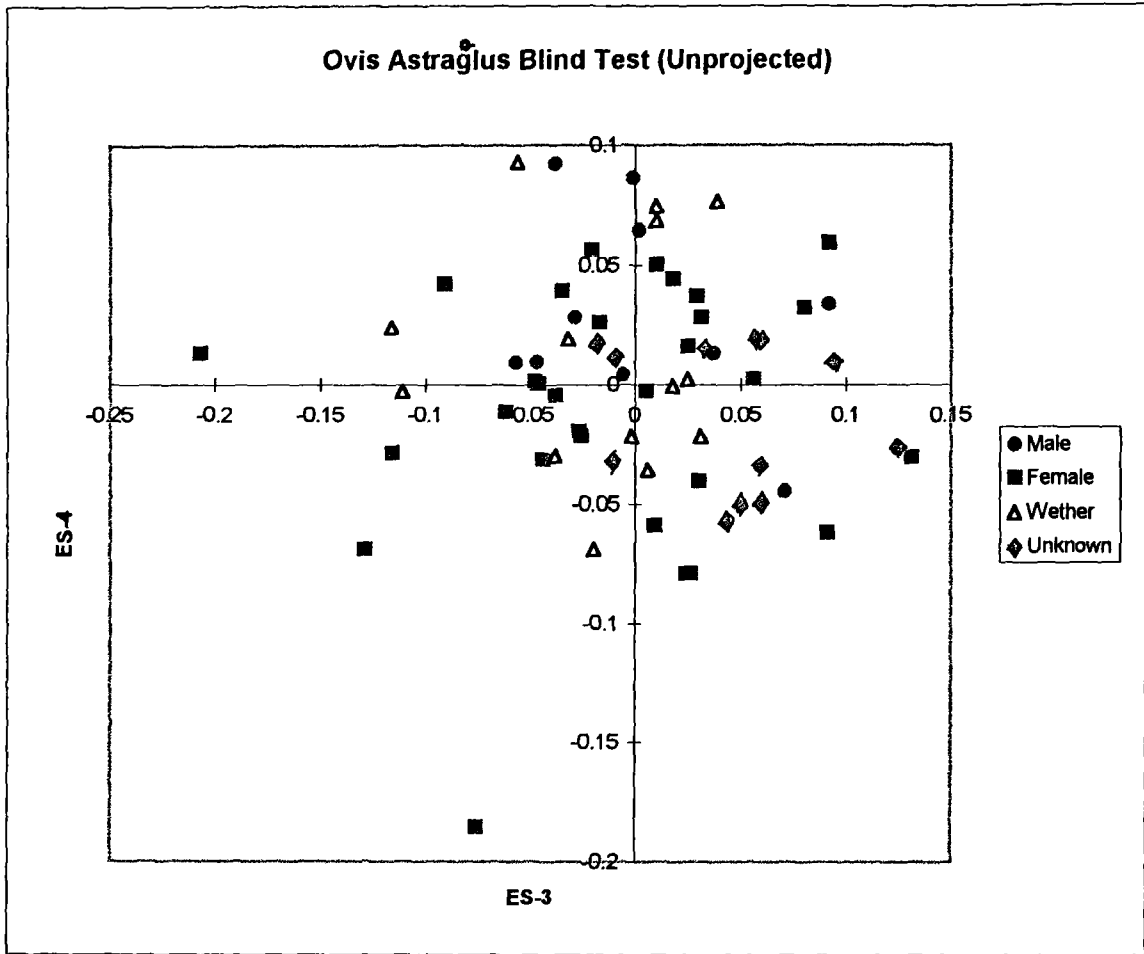
Ovis distal tibia



*Ovis astragalus*



*Ovis astragalus*





## Appendix O

### Archaeological Samples

- O.1 List of Archaeological Specimens
- Silchester dog humeri
  - Star Carr red deer specimens
  - Canterbury sheep specimens
- O.2 Catalogue of sheep remains from Canterbury
- O.3 Star Carr archaeological red deer outline data
- Left glenoid fossa
  - Right glenoid fossa
  - Left distal humerus
  - Right distal humerus
  - Left and right proximal metacarpus
  - Left distal tibia
  - Right distal tibia
  - Left astragalus
  - Right astragalus
  - Left and right proximal metatarsus
- O.4 Canterbury archaeological sheep outline data
- Atlas, left and right glenoid fossa, left and right proximal metacarpus
  - Right obturator foramen, left and right distal tibia, left astragalus

## 0.1 List of Archaeological Specimens

### Silchester Dog Humeri

NHM NUMBER
1969 547 1
1969 547 3
1969.547 4
1969 547 6
1969 547 7
1969 547 8
1969 547.2
1969.547 5

### Star Carr Red Deer Specimens

#### Glenoid

NHM NUMBER
1958 344
1958 381
1958.382
1958 383
1958.384
1958 385
1958.386
1958.387
1958.388
1958 389
1958 390
1958 391
1958 392
1958 393
1958 395
1958 398
1958 399
1958 400
1958 402
1958 403
1958 404
1958 406
1958 406
1958 408
1958 409
1958 410
1958 411
1958 412
1958 414
1958 415
1958 416
1958 417
1958.418
1958 419
1958 420
1958 421
1958.422

#### Distal humerus

NHM NUMBER
1958 431
1958 434
1958 435
1958 439
1958 440
1958 441
1958 442
1958 443
1958 444
1958 445
1958 447
1958 449
1958 453

#### Proximal metacarpus

NHM NUMBER
1958 51
1958 57
1958 58
1958 59
1958 60
1958 61
1958 62
1958 63
1958 64
1958 65
1958 5009

#### Distal tibia

NHM NUMBER
1958 7
1958 8
1958 77
1958 78
1958 79
1958 80
1958 82
1958 83
1958 84
1958 85
1958 87
1958 88
1958 90
1958 91
1958 92
1958 93
1958 95
1958 96
1958 97
1958 98
1958 99
1958 100
1958 101
1958 102
1958 103
1958 5009

#### Astragalus

NHM NUMBER
1958 185
1958 187
1958 187
1958 188
1958 189
1958 190
1958 191
1958 192
1958 194
1958 195
1958 196
1958 198
1958 199
1958 200
1958.201
1958 202
1958.203
1958 204
1958 205
1958 206
1958 207
1958 208

#### Proximal metatarsus

NHM NUMBER
1958 56
1958 149
1958 150
1958 151
1958.152
1958 158
1958 159
1958 5009

1958 427
1958 428

**Canterbury Sheep Specimens**

**Atlas**

STUDY NUMBER
1
2

**Glenoid**

STUDY NUMBER
1L
2L
1R
2R
3R
4R

**Proximal metacarpus**

STUDY NUMBER
1L
2L
1R
2R
3R
4R

**Obturator foramen**

STUDY NUMBER
1R
2R

**Distal tibia**

STUDY NUMBER
1L
2L
1R
2R
3R

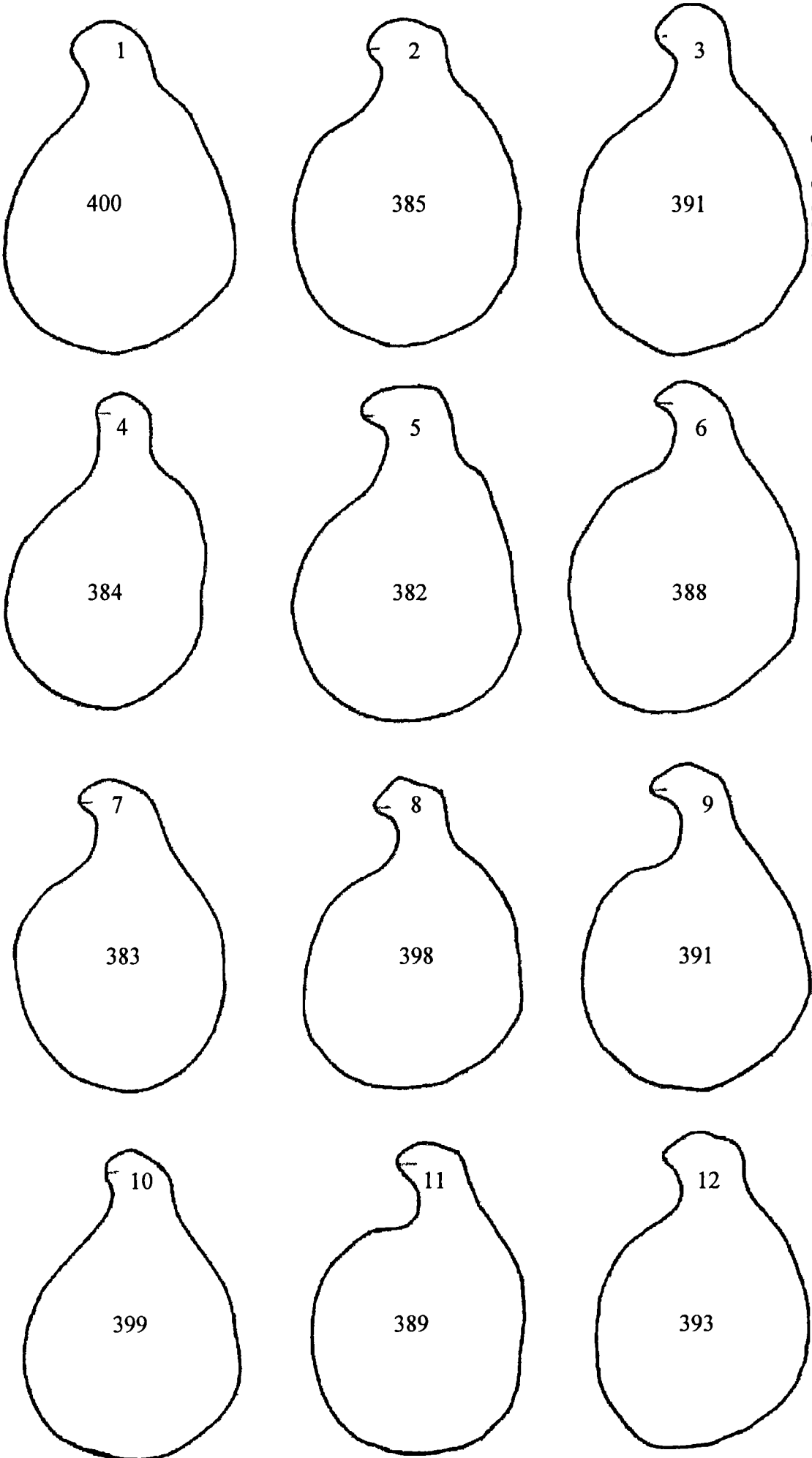
**Astragalus**

STUDY NUMBER
1L

## 0.2 Catalogue of Sheep Remains from Canterbury MT 82 Pit 211 (3)

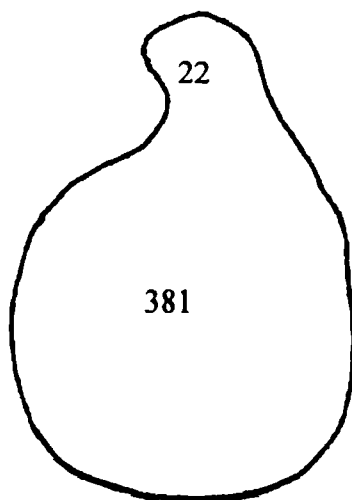
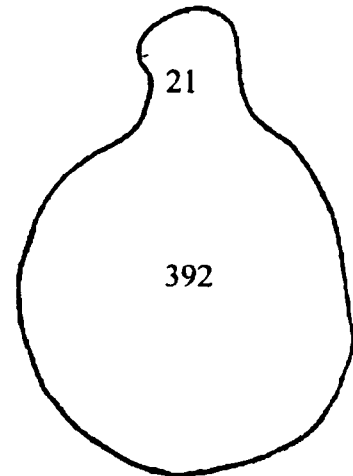
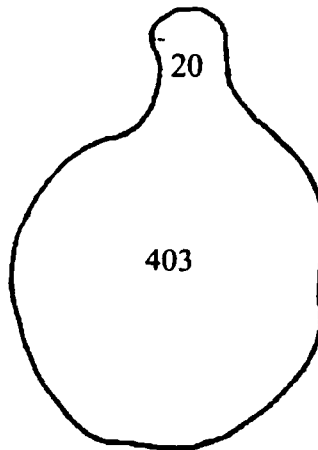
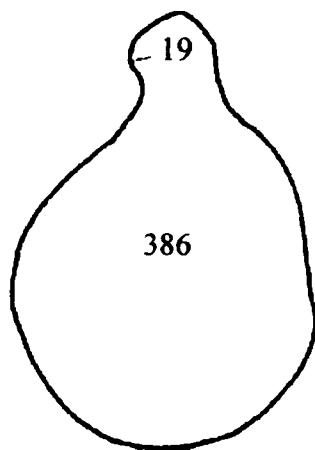
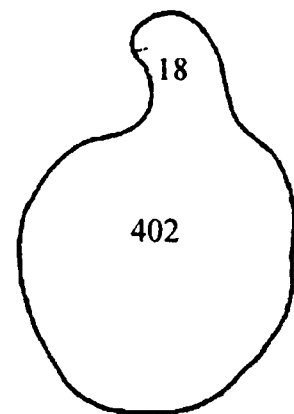
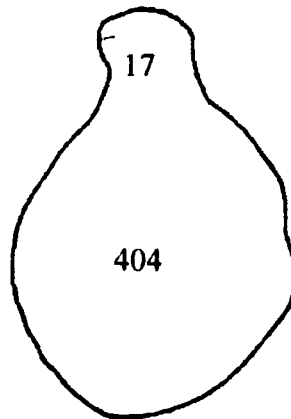
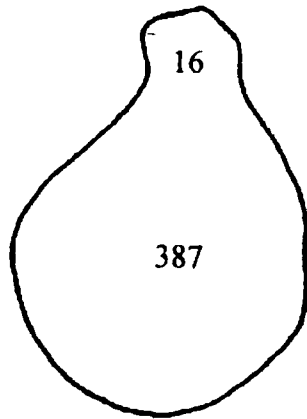
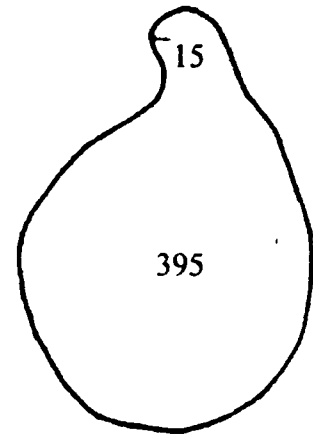
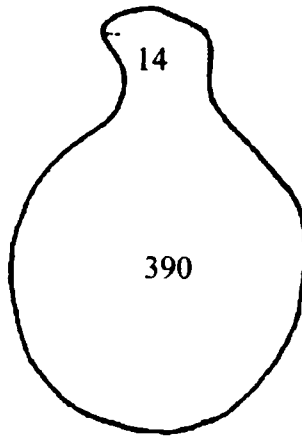
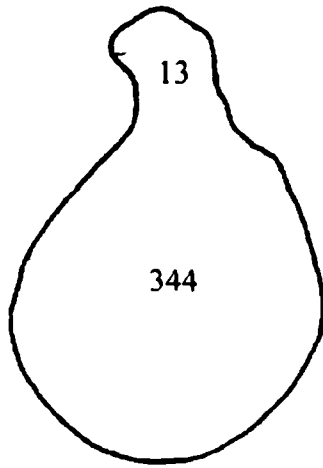
AMOUNT	SIDE	AGE	ELEMENT	COMMENT
2	R	Imm.+	Horncores	one with cut mark at base
1	-	Imm.+	Frontal bone	butchered diagonally across the top
2	R/L	> 21 mos	Maxilla piece	including three premolars (PM)
1	L	~ 3 mos	Mandible piece	including PM <sub>4</sub> and erupting M <sub>1</sub>
1	L	~ 10 mos	Mandible piece	including PM <sub>3</sub> , PM <sub>4</sub> , M <sub>1</sub> and erupting M <sub>2</sub>
1	L	Juv	Mandible piece	with dp <sub>3</sub> and dp <sub>4</sub>
1	R	Juv	Mandible piece	with dp <sub>2</sub> and dp <sub>3</sub>
1	L	> 6 mos	Mandible piece	with PM <sub>2</sub> , PM <sub>4</sub> and M <sub>1</sub>
1	L	> 6 mos	Mandible piece	with PM <sub>2</sub> , PM <sub>3</sub> , PM <sub>4</sub> and M <sub>1</sub>
1	R	> 12 mos	Mandible piece	with worn PM <sub>4</sub> , M <sub>1</sub> and M <sub>2</sub>
1	R	> 12 mos	Mandible piece	with really worn PM <sub>3</sub> , and PM <sub>4</sub>
2		Imm +	Mandible hinges	
1	L	Imm +	Condylod process	
2	-	> 6 mos	Atlases	
4	L	> 8 mos	Glenoid fossae	1 broken, 1 with cut marks
3	R	> 8 mos	Glenoid fossae	1 broken
1	R	< 8 mos	Glenoid fossa	
1	-	~3 5 years	Proximal humerus	broken
8	L	>10 mos	Distal humeri	3 s/f (~ 10 mos), 3 with cut marks
4	R	> 10 mos	Distal humeri	1 with gnaw marks
6	L	> 10 mos	Proximal radii	1 complete with distal end u/f (<3/5 years)
4	R	> 10 mos	Proximal radii	1 complete and 1 mid juvenile shaft
1	L	Juvenile	Proximal ulna	
1	R	>2 5 years	Proximal ulna	
1	R	<2.5 years	Proximal ulna	
7	R	Imm.+	Proximal metacarp1	2 complete metacarpus, distal u/f (<2 yrs)
4	L	Imm +	Proximal metacarp1	1 with one distal condyle attached, 1 dist u/f
3		> 2 years	Distal metacarp1	
20+	-	Imm.+	Rib pieces	
15+		Imm.+	Vertebral pieces	including 1 complete fused lumbar (>4 years)
11	R	> 10 mos	Acetabula	1 with cut marks across pubis
3	L	> 10 mos	Acetabula	
1	L	>3 5 years	Proximal tibia	
4	L	> 2 years	Distal tibiae	
4	R	> 2 years	Distal tibiae	
1	R	Imm +	Tibia shaft	
3	L	Imm +	Tibia shaft	1 butchered
1	L	Imm +	Astragalus	
1	L	Juvenile	Calcaneum	
2	R	Imm +	Proximal metatarsus	
3	L	Imm +	Proximal metatarsus	
2	L	Imm +	Mid metatarsus	
1		> 28 mos	Distal metatarsus	
1		> 16 mos	Medial phalanx	

Star Carr: *Cervus* Left Glenoid Fossa

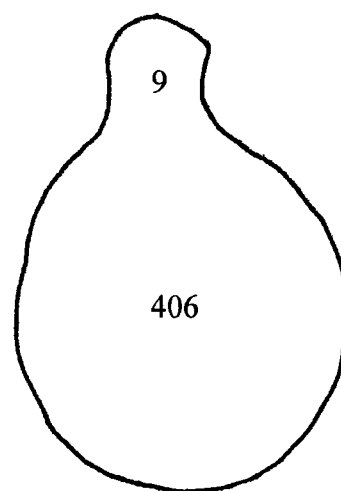
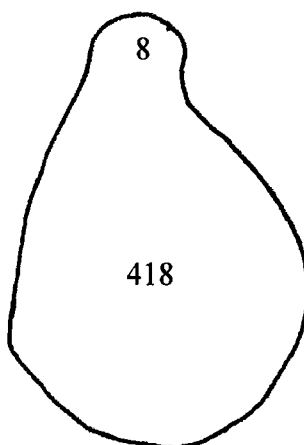
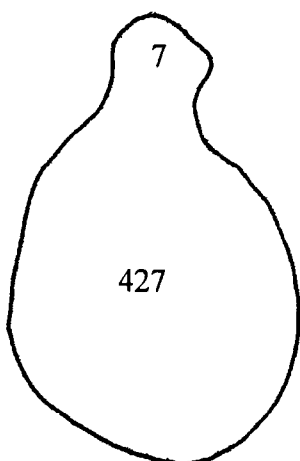
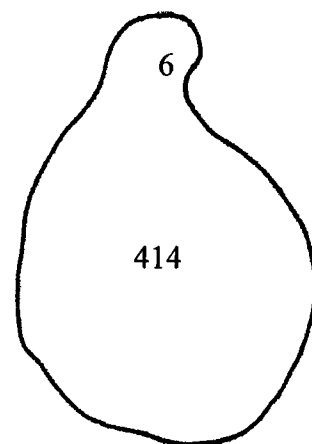
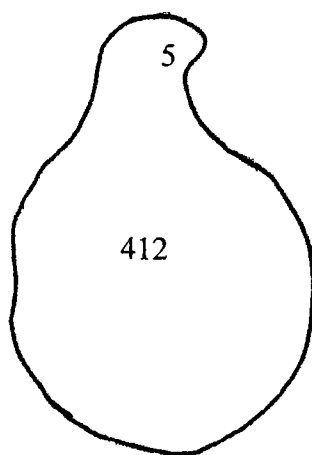
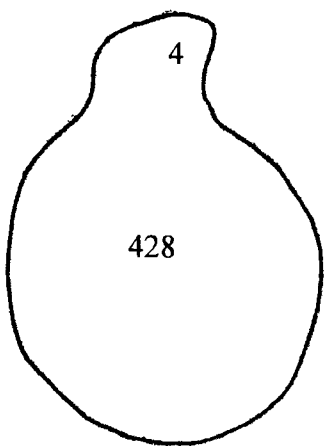
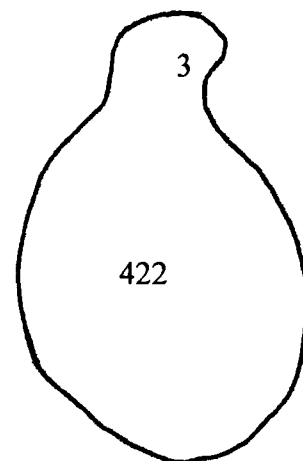
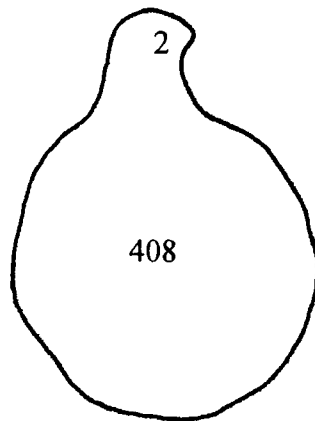
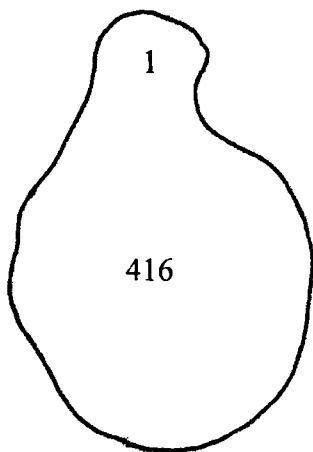


Appendix 0.3: Star Carr

Star Carr *Cervus* Glenoid Fossa (continued)



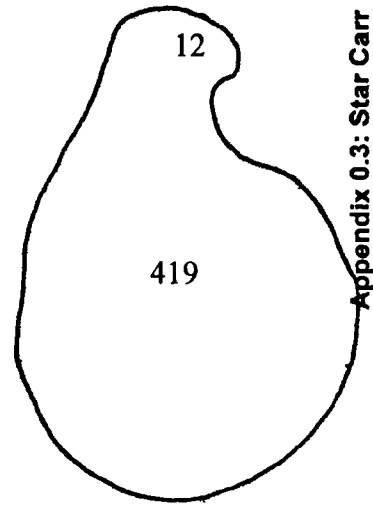
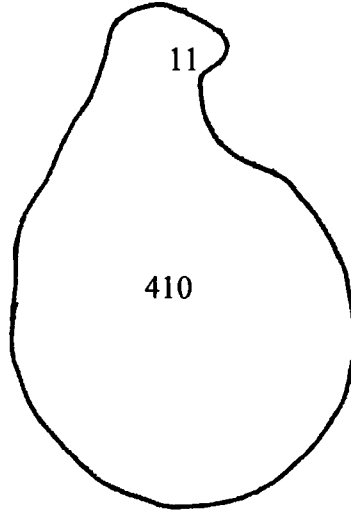
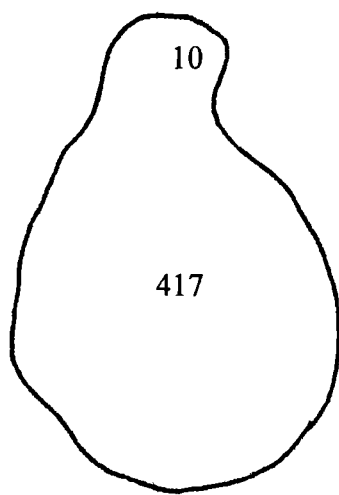
Star Carr: *Cervus* Right Glenoid Fossa



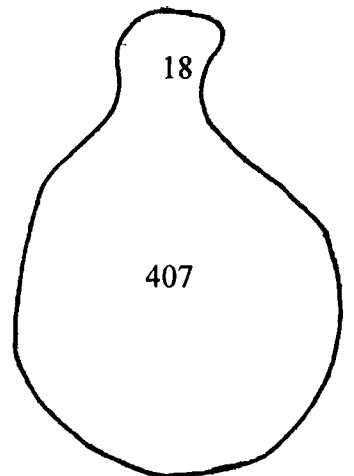
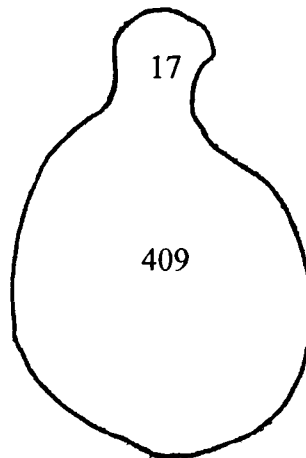
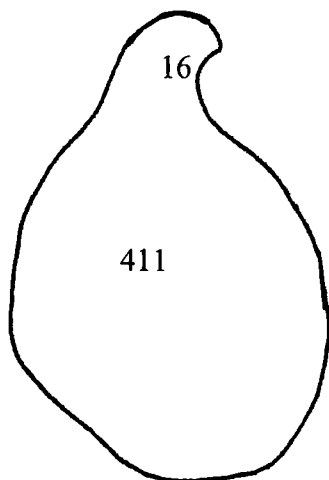
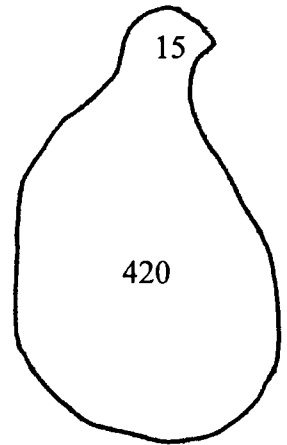
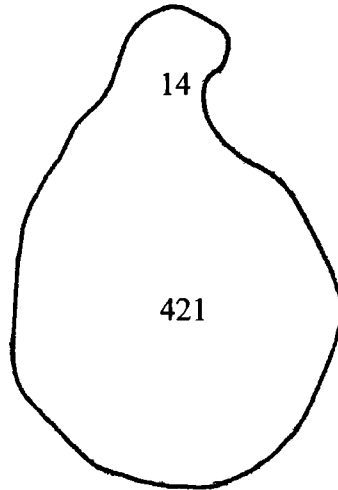
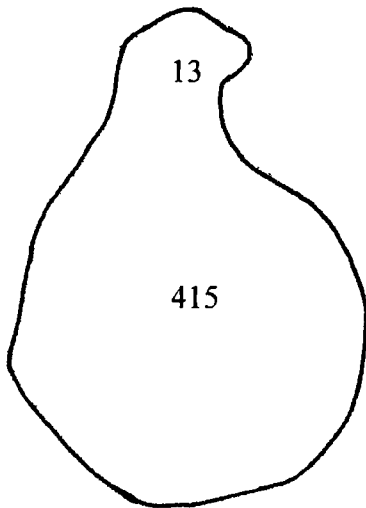
Appendix 0.3: Star Carr



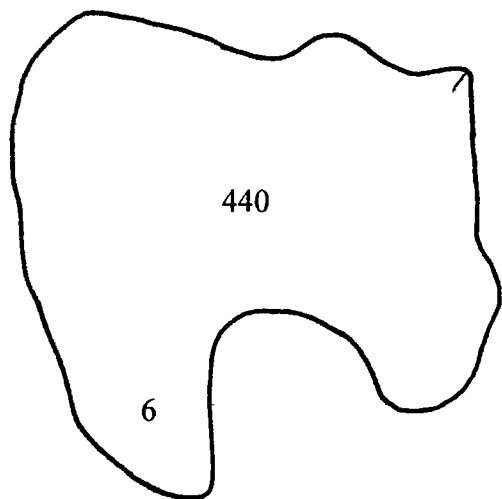
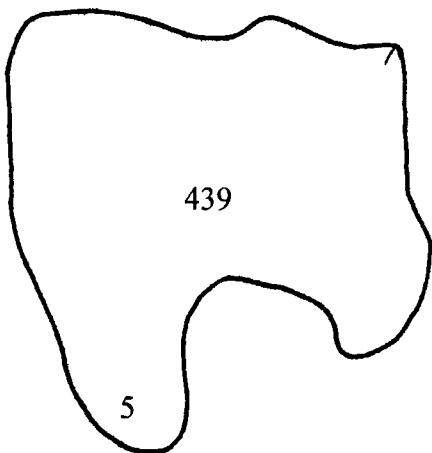
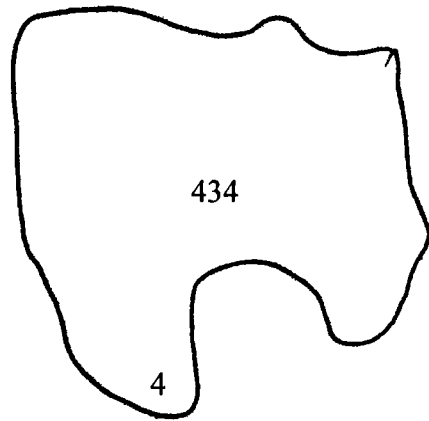
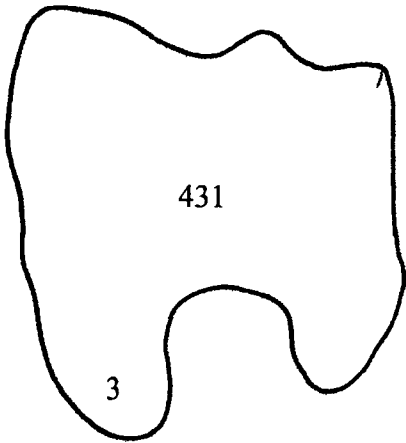
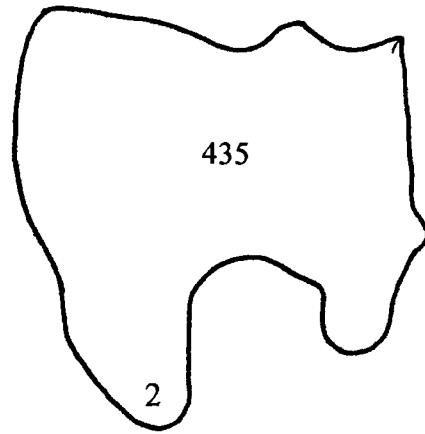
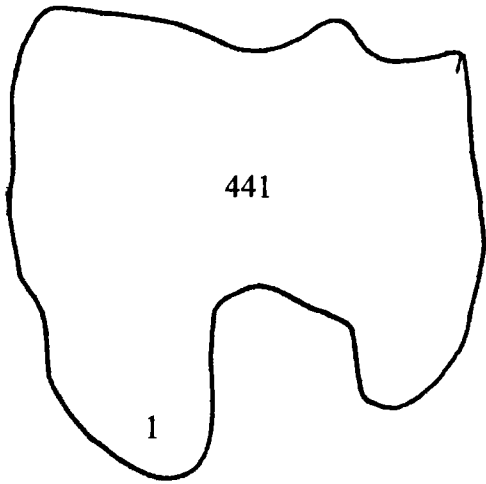
Star Carr: *Cervus* Right Glenoid Fossa (continued)



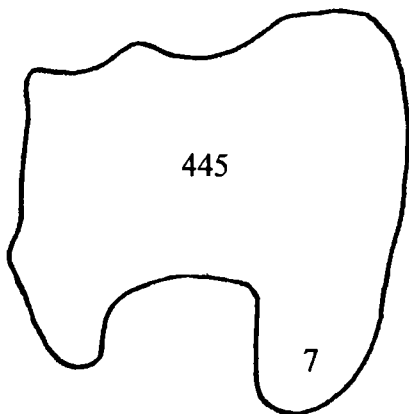
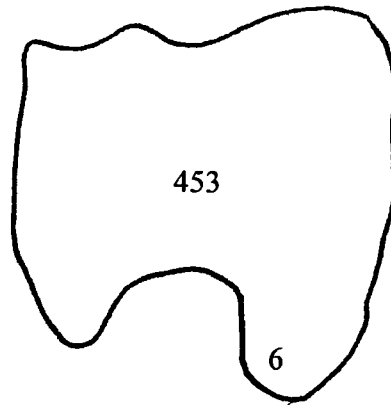
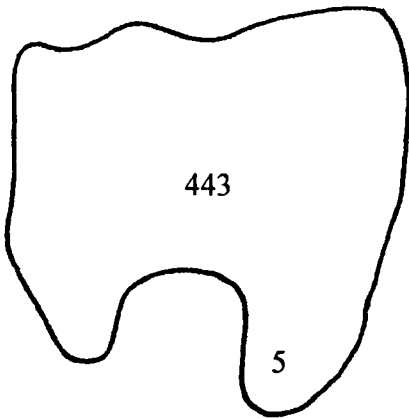
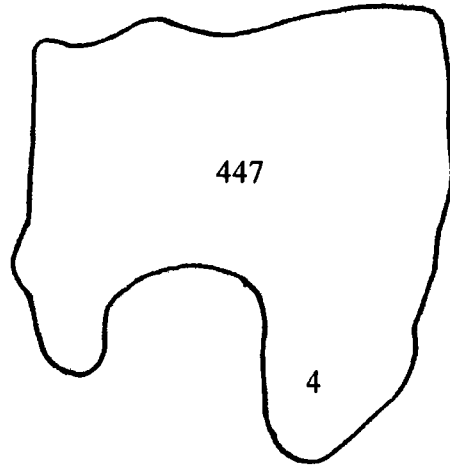
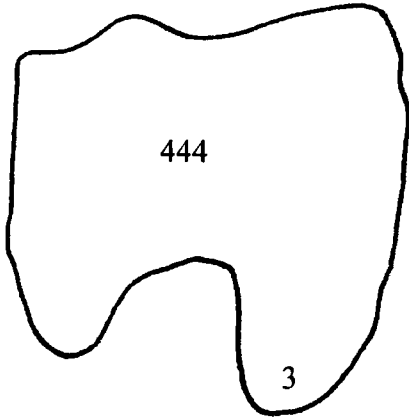
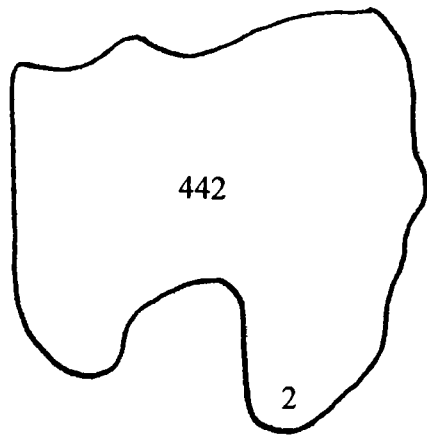
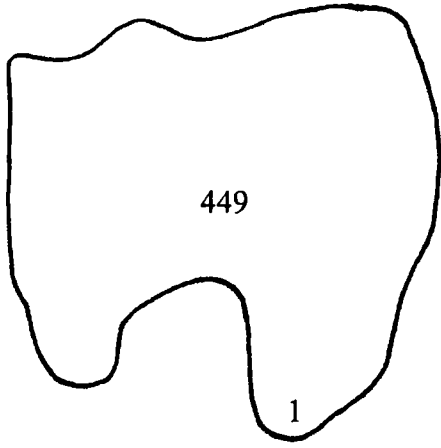
Appendix 0.3: Star Carr



Star Carr: *Cervus* Distal Left Humerus


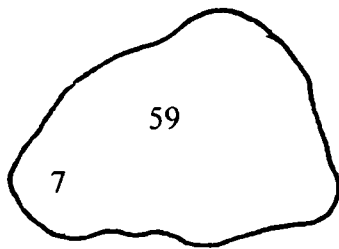
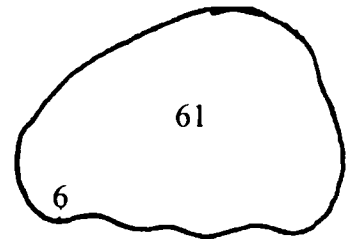
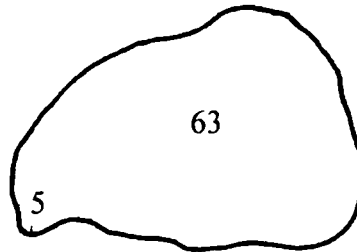
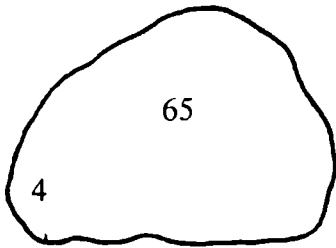
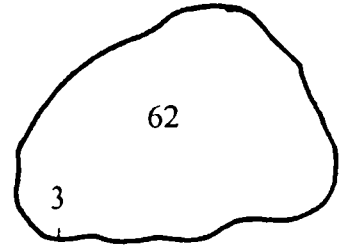
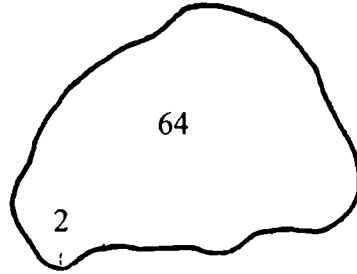
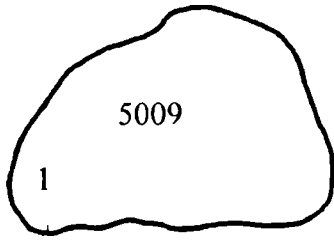


Star Carr: *Cervus* Distal Right Humerus

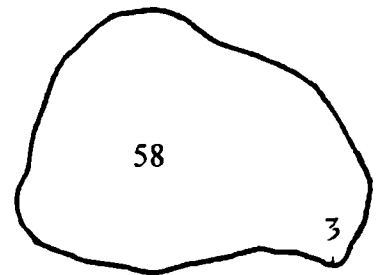
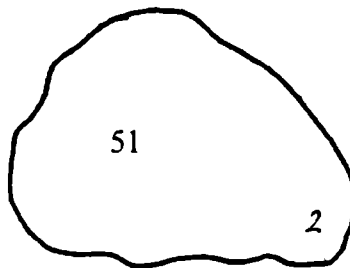
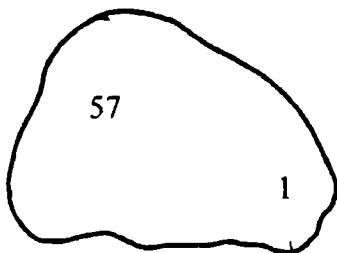


**Star Carr: *Cervus* Left Metacarpus**

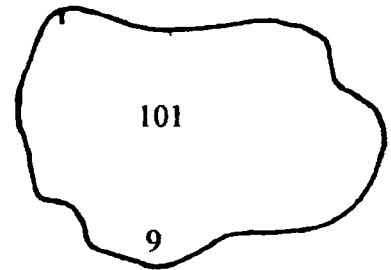
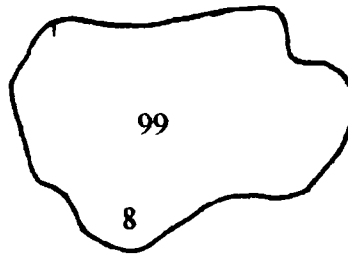
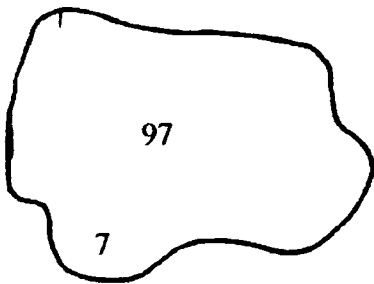
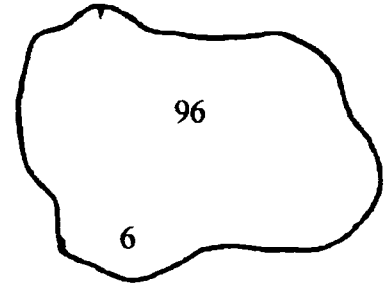
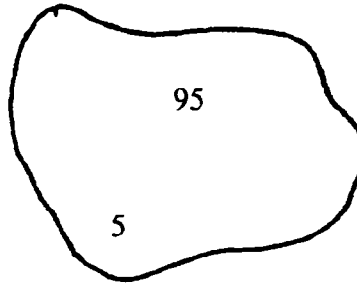
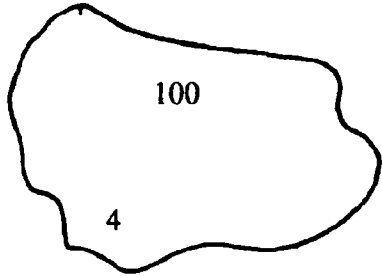
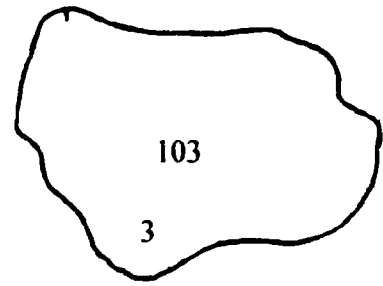
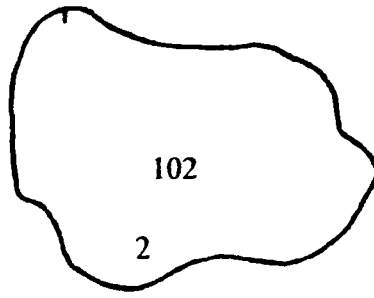
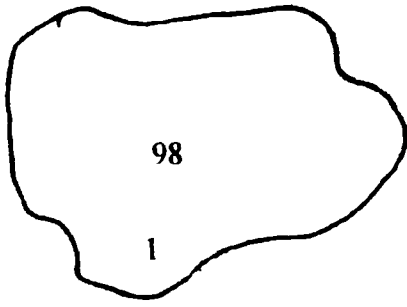
Appendix 0.3: Star Carr



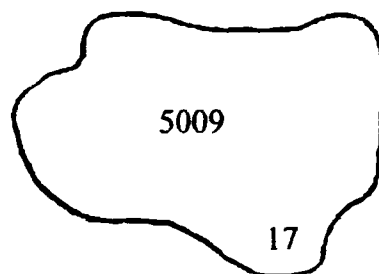
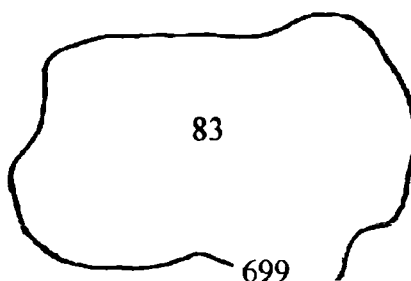
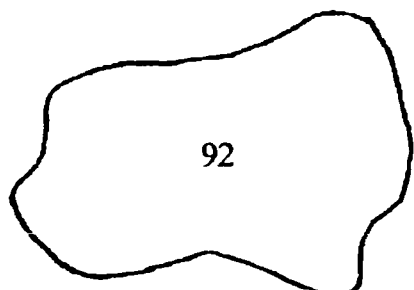
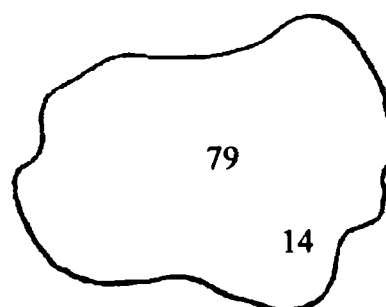
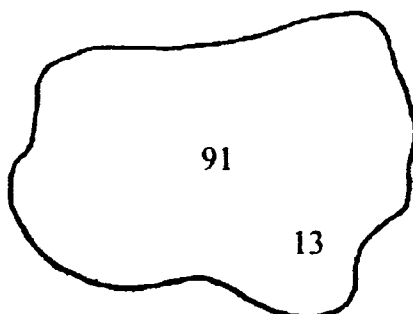
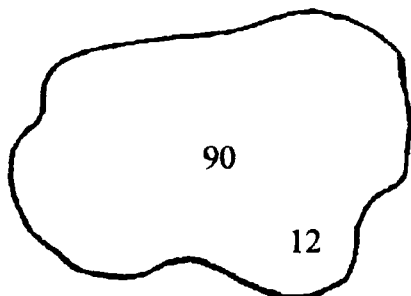
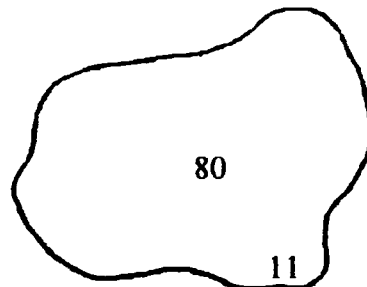
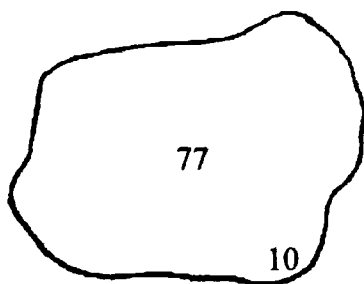
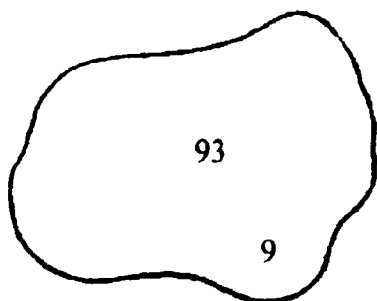
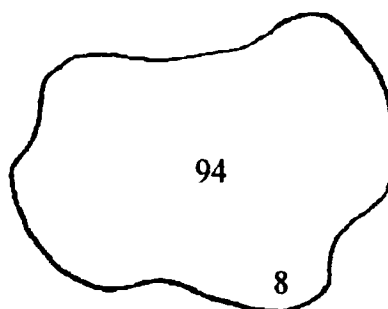
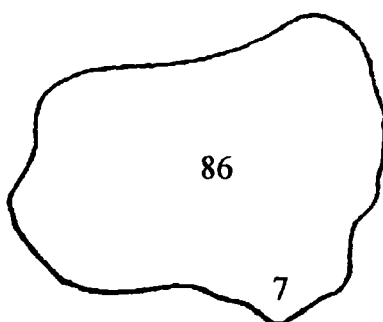
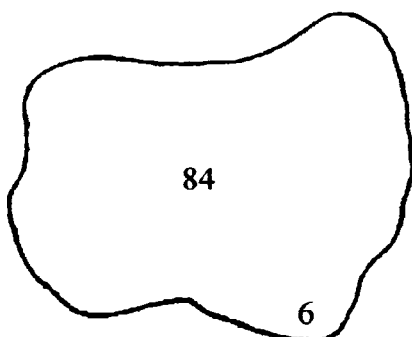
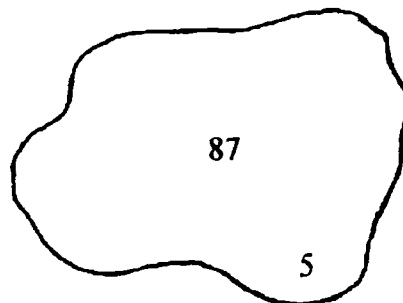
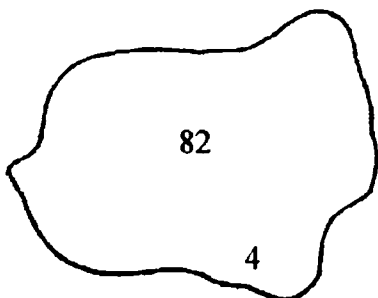
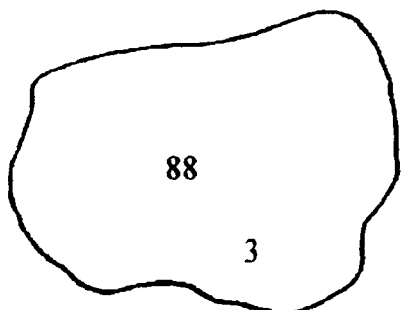
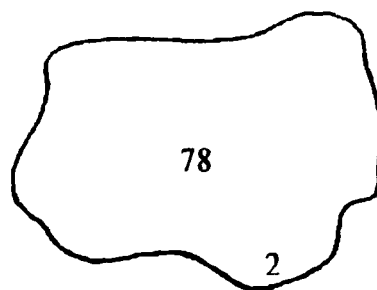
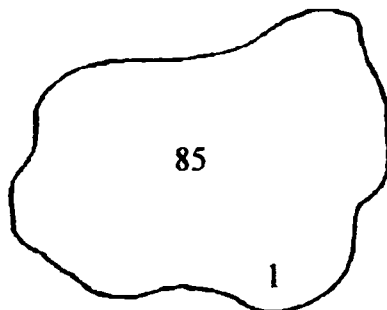
***Cervus* Right Metacarpus**



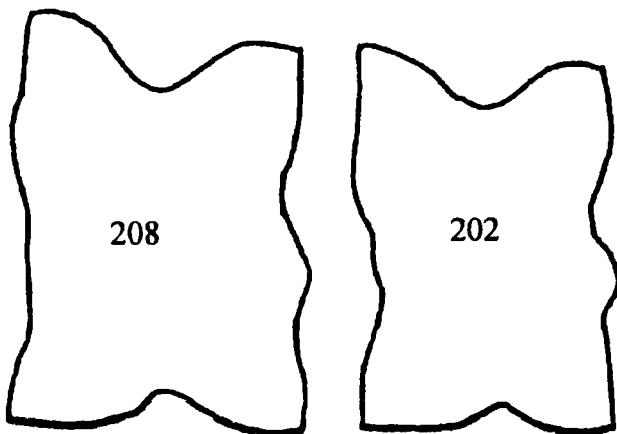
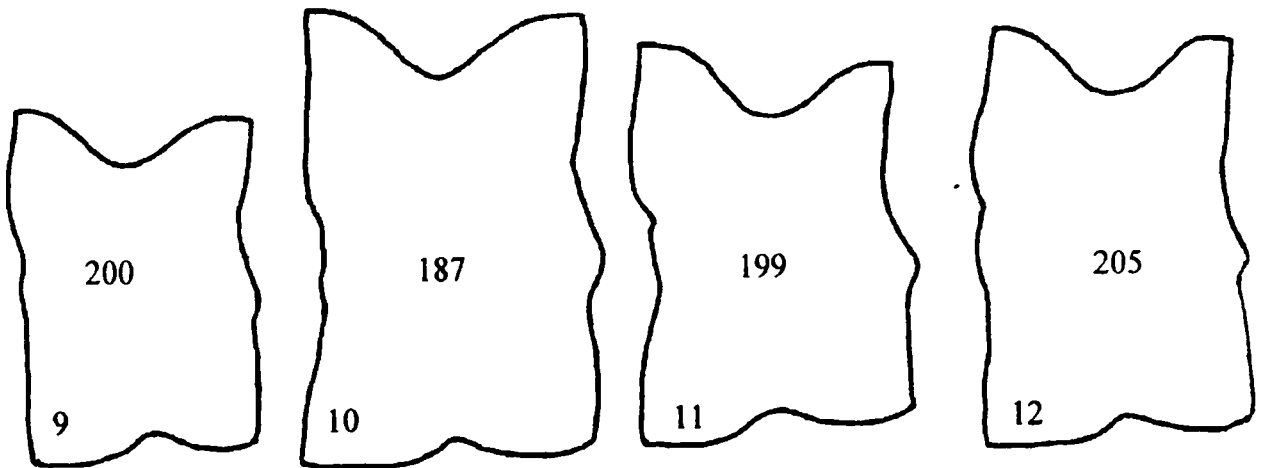
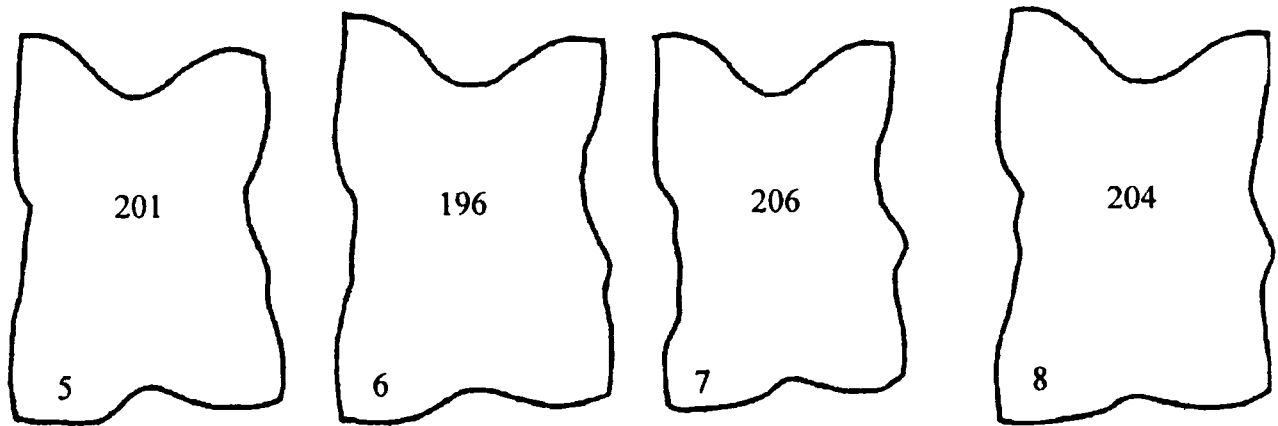
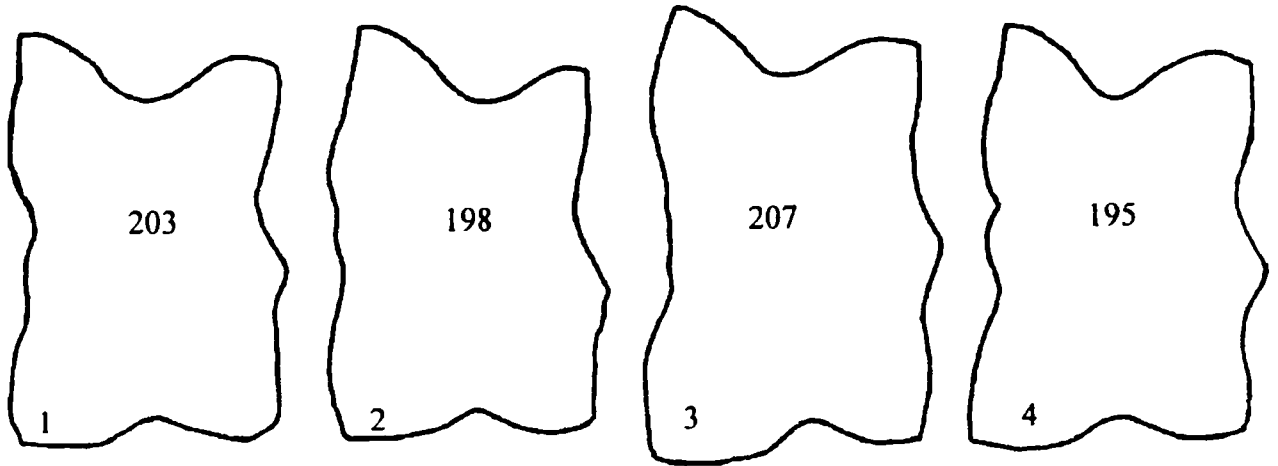
**Star Carr: *Cervus* Distal Left Tibia**



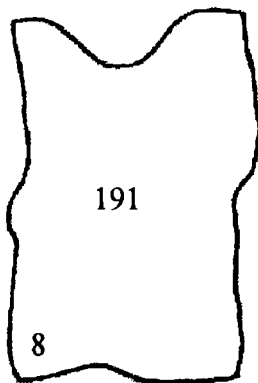
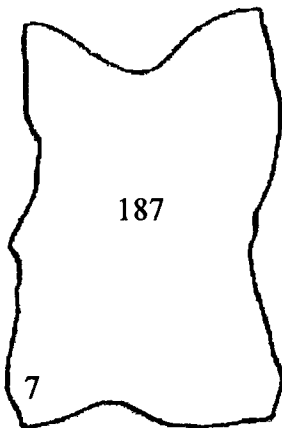
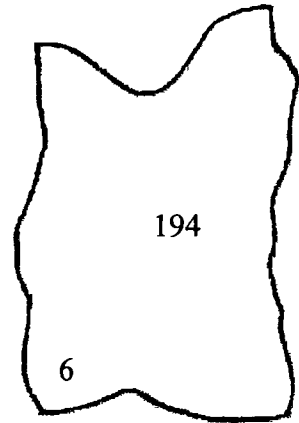
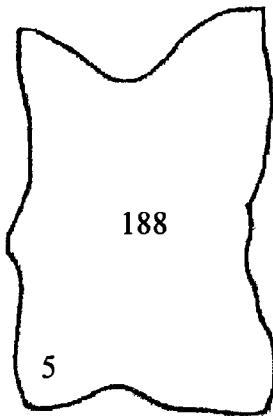
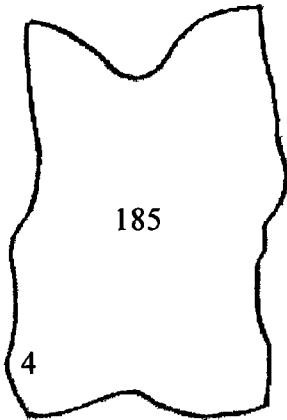
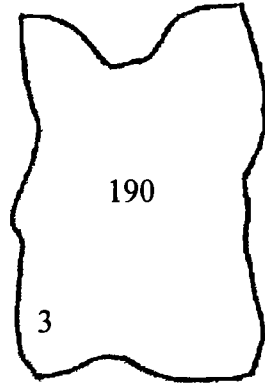
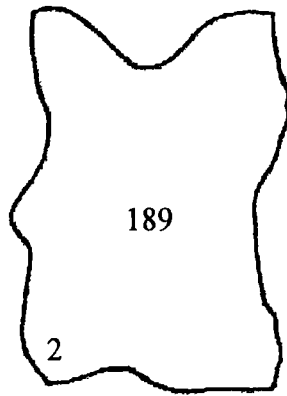
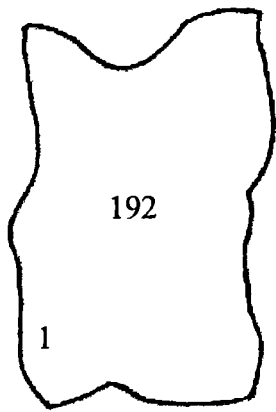
**Star Carr:**  
***Cervus* Distal Right Tibia**



Star Carr: *Cervus* Left Astragalus



Star Carr: *Cervus* Right Astragalus

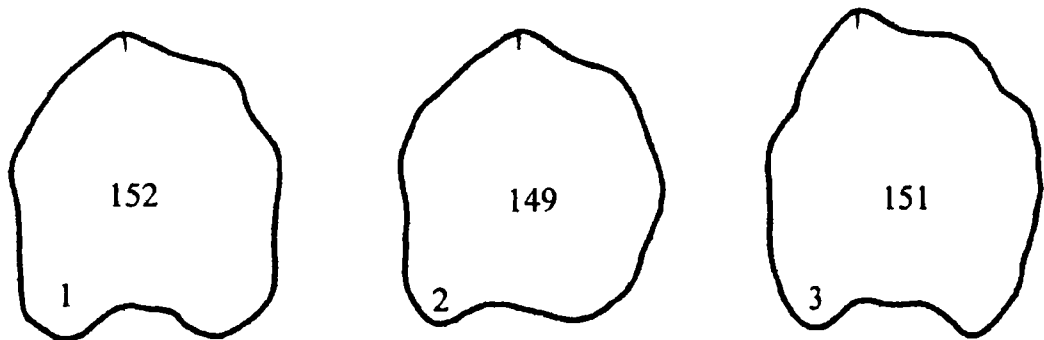




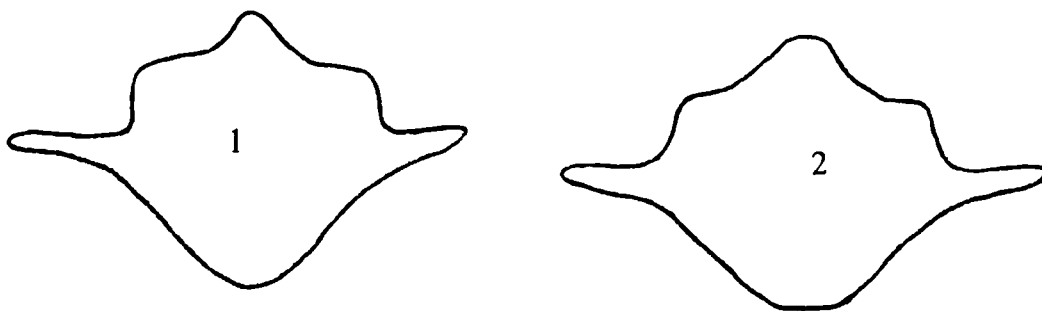
**Star Carr: *Cervus* Proximal Left Metatarsus**



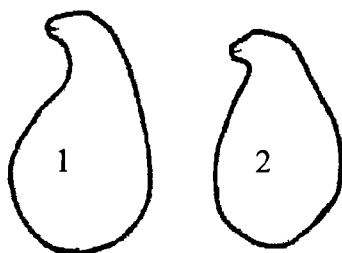
**Star Carr: *Cervus* Proximal Right Metatarsus**



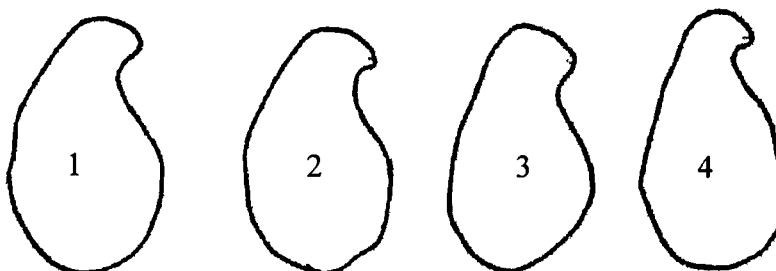
**Canterbury: *Ovis* Atlas**



**Canterbury: *Ovis* Left Glenoid Fossa**



**Canterbury: *Ovis* Right Glenoid Fossa**



**Canterbury: *Ovis* Left Metacarpus**



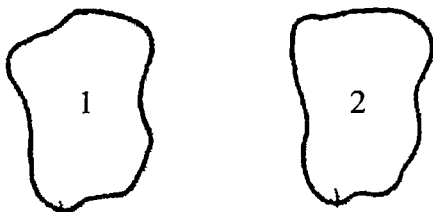
**Canterbury: *Ovis* Right Metacarpus**



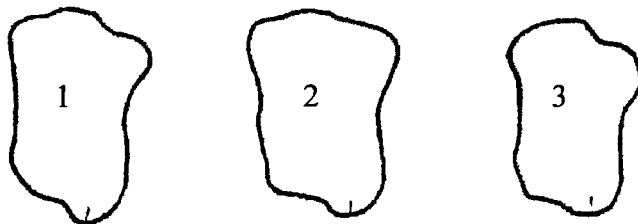
**Canterbury: *Ovis* Right Obturator Foramen**



**Canterbury: *Ovis* Left Distal Tibia**



**Canterbury: *Ovis* Right Distal Tibia**



**Canterbury: *Ovis* Left Astragalus**

