

THERMAL PERFORMANCE IMPROVEMENT FOR RESIDENTIAL  
BUILDINGS IN THE TROPICS THROUGH THE APPLICATION OF GREEN  
FAÇADE AND GREEN ROOF

FATMA HUSSIEN ABASS YOUNIS

A thesis submitted in  
fulfillment of the requirement for the award of the  
Doctor of Philosophy in Civil Engineering

Faculty of Civil Engineering and Built Environment  
Universiti Tun Hussein Onn Malaysia

DECEMBER, 2021

**“I like to think that I took the sourest lemon that life has to offer and turned it into something resembling lemonade.”**

**Dan Fogelman**



## ACKNOWLEDGEMENT

All praise and thanks are due to Allah (Subhanahu Wattle), and peace and blessing be upon his messenger. Thanks to Allah, the Most Gracious and Merciful, who enabled me to accomplish this thesis.

I want to express my deepest gratitude to each of the following; many thanks to the Universiti Tun Hussein Onn Malaysia and the Faculty of Civil Engineering and Built Environmental (FKAAB). I wish to express my graduate profound appreciation to my supervisor, Associate Professor Ts. Dr Hj. Lokman Hakim bin Hj. Ismail, his kindness and guidance through this study due to the invaluable assistance and insightful suggestions. My sincere appreciation is extended to my co-supervisor, Dr Hj. Izudinshah bin Abd Wahab contributed with his precious time, experience, and guidance to enrich the study.

My great thanks also go to my family for their generous support. Also, I would like to record a remarkable vote of thanking my best friends for being the primary source of courage during the past years. My sincere appreciation goes to everyone who has helped me directly or indirectly in completing my research.

Finally, yet importantly, I would like to send my deep gratitude to two pure spirits who were not around me anymore. They are not here to celebrate the woman they made, to share my success and accomplishment, but they are with me every step I take. Love you, Dad and Mom, rest in peace until we meet.

## ABSTRACT

Green envelope strategies are a passive cooling technique adopted to lessen surfaces temperature due to the heat capacity storage of vegetation lower than the other structure materials. This research assesses the green façades and green roofs to rate heat transfer through building envelopes and cooling load. The research used the Overall Thermal Transfer Value (OTTV) index to calculate the thermal performance of selected case studies and developed computational workflows. Moreover, the Green Building Studio simulated the annual energy consumption through bare and vegetated envelopes scenarios. Three tropical species climbers, Hedera Helix, AntigononLeptopus, and Lonicera Japonica, were chosen to assess the thermal impact of a green façade applied to a bare opaque wall. In comparison, the green roof's lawn was limited to a single variety (Cow grass). The results indicated that the Hedera Helix climber's thermal performance was superior to the other climbers. The implementation of green façade and green roof reduced OTTV and steady-state heat gain of roofs of case study buildings by 19 % and 90%, respectively. Thus, the overall annual and monthly energy consumption reduction achieved by 11% and 14%, respectively; in parallel, the annual carbon dioxide (CO<sub>2</sub>) emissions from energy consumption dropped to 13%. On the other hand, the correlation between the annual cooling loads and corresponding OTTV for residential buildings revealed a strong relationship between the annual cooling load and the OTTV amount. Regarding the validation of the developed OTTV computational workflow, it was found that tolerance between the proposed systems and the manual calculation is approximately 0% to 2.17 % within the acceptable range. In conclusion, green facades and roofs help reduce the U-value of the building's envelope, reduce heat transfer and lower cooling loads, carbon dioxide (CO<sub>2</sub>), and electricity costs. A simple and flexible approach to calculating the total heat transfer value (OTTV) and the proposed U-value with little human error and immediate results when determining the average heat transfer into a building.

## ABSTRAK

Strategi sampul hijau adalah teknik penyejukan pasif yang digunakan untuk mengurangkan suhu permukaan kerana penyimpanan haba oleh tumbuh-tumbuhan lebih rendah daripada penyimpanan haba oleh bahan binaan. Dalam penyelidikan ini, fasad dan bumbung hijau dikaji untuk menilai pemindahan haba melalui sampul bangunan dan beban penyejukan. Penyelidikan menggunakan indeks Nilai Pemindahan Termal Keseluruhan (OTTV) untuk mengira prestasi termal bagi kajian kes yang dipilih dan seterusnya mengembangkan aliran kerja secara simulasi. Kemudian daripada itu, dengan menggunakan aplikasi Green Building Studio penggunaan tenaga tahunan melalui senario sampul kosong dan tumbuhan memanjat disimulasikan. Tiga spesies tumbuhan memanjat tropika seperti, Hedera Helix, Antigonon leptopus, dan Lonicera japonica, dipilih untuk menilai kesan terma dari fasad hijau yang diterapkan pada dinding legap. Sebagai perbandingan, rumput bumbung hijau terhad kepada satu jenis (rumpun lempu). Hasil kajian menunjukkan bahawa prestasi termal tumbuhan memanjat Hedera Helix lebih unggul daripada pendaki lain. Pelaksanaan fasad dan bumbung hijau dalam mengurangkan nilai pemindahan haba keseluruhan (OTTV) dan peningkatan haba bumbung bangunan bagi kajian kes masing-masing ialah sebanyak 19% dan 90%. Oleh itu, pengurangan penggunaan tenaga tahunan dan bulanan secara keseluruhan dicapai masing-masing sebanyak 11% dan 14%; selari dengan pembebasan gas karbon dioksida ( $\text{CO}_2$ ) tahunan dari penggunaan tenaga, menurun kepada 13%. Sebaliknya, hubungan antara beban penyejukan tahunan dan nilai pemindahan haba keseluruhan (OTTV) yang sesuai untuk bangunan kediaman menunjukkan hubungan yang kuat antara beban penyejukan tahunan dan jumlah nilai pemindahan haba keseluruhan (OTTV). Mengenai pengesahan aliran kerja komputasi nilai pemindahan haba keseluruhan (OTTV) yang dikembangkan, didapati bahawa toleransi antara sistem yang dicadangkan dan pengiraan secara manual adalah sekitar 0% hingga 2.17% iaitu dalam julat yang dapat diterima. Kesimpulannya, fasad dan bumbung hijau membantu mengurangkan nilai-U sampul bangunan, mengurangkan pemindahan

haba dan menurunkan beban penyejukan, pembebasan gas karbon dioksida ( $\text{CO}_2$ ), dan kos elektrik. Pendekatan sederhana dan fleksibel untuk pengiraan nilai pemindahan haba keseluruhan (OTTV) dan nilai-U yang diusulkan dengan kesalahan manusia yang sedikit dan hasil segera apabila menentukan pemindahan haba purata ke dalam sebuah bangunan.



## TABLE OF CONTENTS

<b>TITLE</b>	<b>i</b>
<b>DECLARATION</b>	<b>ii</b>
<b>DEDICATION</b>	<b>iii</b>
<b>ACKNOWLEDGEMENT</b>	<b>iv</b>
<b>ABSTRACT</b>	<b>v</b>
<b>ABSTRAK</b>	<b>vi</b>
<b>TABLE OF CONTENTS</b>	<b>viii</b>
<b>LIST OF TABLES</b>	<b>xiii</b>
<b>LIST OF FIGURES</b>	<b>xvii</b>
<b>LIST OF SYMBOLS AND ABBREVIATION</b>	<b>xxi</b>
<b>LIST OF APPENDICES</b>	<b>xxiii</b>
<b>CHAPTER 1 INTRODUCTION</b>	<b>1</b>
1.1 Introduction	1
1.2 Research background	1
1.2.1 The global scenario for building energy use	1
1.2.2 Building energy efficiency and energy-efficient approaches	2
1.2.3 Eleventh Malaysia plan and present research	2
1.3 Problem statement	4
1.4 Research questions and hypothesis	5
1.5 Research objectives	6
1.6 Methodology	7
1.7 Research scopes and limitations	8

1.8	Research significance	9
1.9	Thesis structure	10
1.10	Summary	11
<b>CHAPTER 2</b>	<b>LITERATURE REVIEW</b>	<b>13</b>
2.1	Introduction	13
2.2	Chapter structure	14
2.3	Definition and classification of the green envelopes	15
2.3.1	Vertical green envelope	17
2.3.2	Horizontal green envelope	20
2.3.3	Plants selection for the green envelope	22
2.3.4	Benefits of vertical and horizontal green envelopes	27
2.4	Mechanism of heat transfer through building envelopes	29
2.4.1	Studies regarding thermal performance of green systems in different countries	31
2.4.2	Studies regarding thermal performance of green systems in Malaysia	35
2.5	Energy efficiency in building codes	39
2.5.1	Overall Thermal Transfer Value index	41
2.5.2	Evaluation of OTTV in Malaysia	44
2.5.3	Implementation of OTTV on buildings with green envelopes	50
2.6	Integration of BIM and VPL for building performance assessment	52
2.6.1	BIM for green building design	52
2.6.2	VPL for green building design	53
2.6.3	BIM and VPL for OTTV computation	54
2.7	Research gaps	55
2.7.1	The OTTV for residential buildings in	56





	Malaysia	
	2.7.2 The thermal resistance of the green facade and green roof	56
	2.7.3 Implementation of BIM-VPL on OTTV calculation	57
	2.8 Summary	58
<b>CHAPTER 3</b>	<b>RESEARCH METHODOLOGY</b>	<b>61</b>
	3.1 Introduction	61
	3.2 Research framework	61
	3.3 Research tools	64
	3.3.1 Mathematical formulation	64
	3.3.2 BIM and VPL tools	65
	3.3.3 Tools used in energy simulation	67
	3.3.4 Building Energy Intensity Tool (BEIT)	68
	3.3.5 Energy Efficiency Index	69
	3.3.6 CO <sub>2</sub> calculation	70
	3.3.7 Electricity cost calculation	70
	3.4 Data collection	71
	3.4.1 Selection of case study buildings	71
	3.4.2 Comparison of the case study buildings	73
	3.4.3 Data acquisition of green envelopes systems	74
	3.5 Placement of model's parameter	78
	3.5.1 Modelling of opaque walls and roof	80
	3.5.2 Modelling of green façade and green roof	82
	3.5.3 Modelling of case study buildings	85
	3.6 Energy analysis process	87
	3.6.1 Determination of thermal zones	88
	3.6.2 The setting of energy analysis	90
	3.7 Data analysis techniques	91



	3.8 Summary	92
<b>CHAPTER 4</b>	<b>DEVELOPMENT OF OTTV COMPUTATIONAL WORKFLOWS</b>	<b>93</b>
	4.1 Introduction	93
	4.2 Proposed workflows framework	94
	4.3 Development of OTTV computational workflow	95
	4.3.1 Building's auto orientation	96
	4.3.2 Assign window's orientation	97
	4.3.3 Development of Shading Coefficient (SC) workflow	99
	4.3.4 Calculating OTTV parameters and coefficient	102
	4.3.5 Storing and exporting OTTV parameters and coefficient	105
	4.4 Development of roof thermal transmittance computational workflow	106
	4.5 Validation of proposed workflows	110
	4.5.1 Workflow's validation in hypothetical buildings	114
	4.5.2 Workflow's validation in actual buildings	115
	4.5.3 Workflow's validation using BEIT	116
	4.6 Discussion	119
	4.7 Summary	120
<b>CHAPTER 5</b>	<b>RESULTS AND DISCUSSION</b>	<b>122</b>
	5.1 Introduction	122
	5.2 OTTV results of case study buildings	123
	5.2.1 OTTV result of a case study building (A)	123
	5.2.2 OTTV result of a case study building (B)	125
	5.2.3 OTTV result of a case study building (C)	127



5.2.4	Results of roof thermal transmittance value using manual calculation	129
5.2.5	Discussion	130
5.3	Energy analysis results	154
5.3.1	Annual energy consumption and CO <sub>2</sub> emissions	155
5.3.2	Annual space cooling energy and CO <sub>2</sub> emissions	159
5.3.3	Discussion	161
5.4	Correlation between OTTV and annual space cooling energy	164
5.4.1	Discussion	166
5.5	Energy consumption cost	167
5.5.1	Discussion	170
5.6	Summary	171
<b>CHAPTER 6</b>	<b>CONCLUSIONS AND RECOMMENDATION</b>	<b>173</b>
6.1	Introduction	173
6.2	Conclusions	174
6.3	Research Contributions	177
6.3.1	Knowledge contributions	177
6.3.2	Practical contributions	178
6.4	Recommendations and suggestions for future work	179
	<b>REFERENCES</b>	<b>181</b>
	<b>APPENDIX</b>	<b>202</b>
	<b>VITA</b>	<b>225</b>



## LIST OF TABLES

2.1	Advantages and disadvantages of vertical green systems	19
2.2	Summary of the comparison between the green roof systems	22
2.3	Studies on the benefits of green systems on building's performance	27
2.4	The minimum requirement of U-value of building envelope in cold countries	40
2.5	Comparison of OTTV standards in several countries	43
2.6	Implementation of OTTV index in building with green envelopes application	59
3.1	Tariff Rates for domestic	70
3.2	Typical characteristics of terrace and bungalow house	72
3.3	Description of bungalow house characteristics (A, B, and C)	74
3.4	Physical properties and materials selection of green façade	77
3.5	Physical properties and materials selection of green roof	78
3.6	Summary of the properties of construction materials	79
3.7	Summary of properties of green envelopes materials	79
3.8	Opaque wall construction detail of building's case study	81
3.9	Opaque roof construction detail of building's case study	81
3.10	Green façade system components using Lonicera Japonica plant	82
3.11	Green façade system components using Antigonon Leptopus plant	83
3.12	Green façade system components using Hedera Helix plant	83

3.13	Green roof system components using Cow Grass	84
4.1	Calculating SC coefficient for different external shading devices	101
4.2	Extraction of thermal properties from the BIM database	111
4.3	Workflow's validation in hypothetical buildings	114
4.4	Workflow's validation in actual buildings	115
4.5	Workflow's validation using BEIT platform	118
5.1	Comparison of OTTV <sub>i</sub> result among three types of plants for a case study building (A)	124
5.2	Comparison of OTTV <sub>i</sub> result among three types of plants for a case study building (B)	126
5.3	Comparison of OTTV <sub>i</sub> result among three types of plants for a case study building (C)	128
5.4	OTTV calculation for baseline design scenario of a case study building (A)	133
5.5	OTTV calculation for semi coverage scenario using Hedra Helix plant of a case study building (A)	134
5.6	OTTV calculation for semi coverage scenario using Antigonon Leptopsus plant of a case study building (A)	135
5.7	OTTV calculation for semi coverage scenario using Lonicera Japonica plant of a case study building (A)	136
5.8	OTTV calculation for full coverage scenario using Hedra Helix plant of a case study building (A)	137
5.9	OTTV calculation for full coverage scenario using Antigonon Leptopsus plant of a case study building (A)	138
5.10	OTTV calculation for full coverage scenario using Lonicera Japonica plant of a case study building (A)	139
5.11	OTTV calculation for baseline design scenario of a case study building (B)	140
5.12	OTTV calculation for semi coverage scenario using Hedra Helix plant of a case study building (B)	141
5.13	OTTV calculation for semi coverage scenario using Antigonon Leptopsus plant of a case study building (B)	142

5.14	OTTV calculation for semi coverage scenario using Lonicera Japonica plant of a case study building (B)	143
5.15	OTTV calculation for full coverage scenario using Hedra Helix plant of a case study building (B)	144
5.16	OTTV calculation for full coverage scenario using Antigonon Leptopus plant of a case study building (B)	145
5.17	OTTV calculation for full coverage scenario using Lonicera Japonica plant of a case study building (B)	146
5.18	OTTV calculation for the baseline design scenario of a case study building (C)	147
5.19	OTTV calculation for semi coverage scenario using Hedra Helix plant of a case study building (C)	148
5.20	OTTV calculation for semi coverage scenario using Antigonon Leptopus plant of a case study building (C)	149
5.21	OTTV calculation for semi coverage scenario using Lonicera Japonica plant of a case study building (C)	150
5.22	OTTV calculation for full coverage scenario using Hedra Helix plant of a case study building (C)	151
5.23	OTTV calculation for full coverage scenario using Antigonon Leptopus plant of a case study building(C)	152
5.24	OTTV calculation for full coverage scenario using Lonicera Japonica plant of a case study building (C)	153
5.25	Roof thermal transmittance value in case study buildings	154
5.26	Total annual energy consumption of a case study building (A)	155
5.27	Total annual energy consumption of a case study building (B)	156
5.28	Total annual energy consumption of a case study building (C)	157
5.29	Comparison of annual CO <sub>2</sub> from cooling space of case study buildings	161
5.30	Annual energy consumption cost of a case study building (A)	168



5.31	Annual energy consumption cost of a case study building (B)	168
5.32	Annual energy consumption cost of a case study building (C)	169



## LIST OF FIGURES

2.1	Literature review flowchart	15
2.2	Hanging Gardens of Babylon by Ferdinand Knab, painted in 1886	16
2.3	(A) Direct green façade attached directly to the building façade; (B) Indirect green façade with a supported system	18
2.4	(A) Living wall based on planter boxes; (B) Living wall based on felt layers	19
2.5	Comparison of green roof system based on the soil thickness	22
2.6	Common plants used for green façade and living wall	24
2.7	Common plants used for green roof	26
2.8	The process of estimating the heat transfer of a concrete wall	30
3.1	Research flowchart	62
3.2	Methodology flowchart	63
3.3	Revit Architecture and Dynamo program interfaces	67
3.4	BEIT user interface	69
3.5	Location of cases study buildings	73
3.6	(A, B, C) Plant's selection for green façade, (D) Plant selection for green roof	76
3.7	Green façade's detail based on Holm's model	77
3.8	Green roof's model details.	78
3.9	(A) Modelling of opaque wall components in Revit software	81
3.10	Modelling of opaque roof components in Revit software	82



3.11	Modelling of green façade components in Revit software	85
3.12	Modelling of green roof components in Revit software	85
3.13	Elevations of a case study building (A)	86
3.14	Elevations of a case study building (B)	86
3.15	Elevations of a case study building (C)	87
3.16	2D plans and sections of thermal zones of the case study building (A)	88
3.17	2D plans and sections of thermal zones of the case study building (B)	89
3.18	2D plans and sections of thermal zones of the case study building (C)	89
3.19	Energy settings dialogue in Revit Architecture software	90
3.20	Analytical energy models of the case study buildings (A, B, and C)	91
4.1	Overview of the proposed method of OTTVc workflow	95
4.2	A proposed hypothetical model	96
4.3	Create new parameters under Green Building Properties	96
4.4	Process flow for assigning wall orientation	97
4.5	Process flow for assigning windows orientation	98
4.6	A filter of window included in the OTTV calculation	98
4.7	A filter of windows on the selected orientation	98
4.8	Process of obtaining of the shading coefficient ratio (R)	99
4.9	Process of obtaining SC coefficient using the Code Black node	100
4.9	Illustration of variant designs of external shading systems	100
4.11	Process flow of calculating OTTV parameters	103
4.12	Extraction of the OTTV coefficient	104
4.13	Process of calculation the OTTV <sub>R</sub>	104
4.14	Process flow for export OTTV's data to Excel spreadsheet	105
4.15	Example of exporting OTTV's data to Excel	106

	spreadsheet	
4.16	Process flow for extracting the roof coefficient	107
4.17	Process flow of roof's data export to Excel spreadsheet	107
4.18	(A) Auto building orientation workflow, (B) SC computation workflow	108
4.19	(A) OTTV computation workflow, (B) Roof thermal transmittance computation workflow	109
4.20	Hypothetical validation models	110
4.21	Proposed OTTV spreadsheet	112
4.22	Proposed RTTV spreadsheet	113
4.23	Process of input and output data in BEIT	117
4.24	Input and output data of OTTV coefficient for each orientation	117
5.1	OTTV <sub>i</sub> result of baseline design scenario for a case study building (A)	123
5.2	Comparison of OTTV result among three types of plants for a case study building (A)	125
5.3	OTTV <sub>i</sub> result of baseline design scenario for a case study building (B)	125
5.4	Comparison of OTTV result among three types of plants for a case study building (B)	127
5.5	OTTV <sub>i</sub> result of baseline design scenario for a case study building (C)	127
5.6	Comparison of OTTV result among three types of plants for a case study building (C)	129
5.7	Result of roof thermal transmittance value in the case study buildings	130
5.8	Comparison of annual CO <sub>2</sub> result of case study buildings using Hedra Helix and Cow grass plants	158
5.9	Comparison of annual CO <sub>2</sub> result of case study buildings using Antigonon Leptopus and Cow grass plant	158
5.10	Comparison of annual space cooling energy of a case	159

	study building (A)	
5.11	Comparison of annual space cooling energy of a case study building (A)	160
5.12	Comparison of annual space cooling energy of a case study building (C)	160
5.13	Correlation between computed space cooling load and OTTV of a case study building (A)	165
5.14	Correlation between computed space cooling load and OTTV of a case study building (B)	165
5.15	Correlation between computed space cooling load and OTTV of a case study building (C)	166



## LIST OF SYMBOLS AND ABBREVIATIONS

<i>API</i>	- Application Programming Interface
<i>ASEAN</i>	- Association of South East Asian Nations
<i>ASHRAE</i>	- The American Society of Heating, Refrigerating and Air Conditioning Engineers
<i>AL</i>	- Antigonon Leptopus
<i>BIM</i>	- Building Information Modelling
<i>BC</i>	- Before Christ
<i>CBEC</i>	- Commercial Buildings Energy Consumption
<i>CIBSE</i>	- Chartered Institution of Building Services Engineers
<i>CO<sub>2</sub></i>	- Carbon Dioxide
<i>DOE</i>	- Department Of Energy
<i>DSF</i>	- Double Skin Façade
<i>3D</i>	- Three Dimensional
<i>2D</i>	- Two Dimensional
<i>Ec</i>	- Annual cooling energy consumption
<i>ETTV</i>	- Envelope Thermal Transfer Value
<i>GBS</i>	- Green Building Studio
<i>GBI</i>	- Green Building Index
<i>GreenRE</i>	- Green Real Estate
<i>GRT</i>	- Green Rating Tool
<i>HVAC</i>	- Heating, Ventilation and Air Conditioning
<i>HH</i>	- Hedra Helix
<i>LAI</i>	- Leaf Area Index
<i>LJ</i>	- Lonicera Japonica
<i>OF</i>	- Solar orientation factor, Wall/ Roof
<i>OTTV</i>	- Overall Thermal Transfer Value of building envelope

$OTTV_i$	- Overall Thermal Transfer Value at a given orientation
$OTTV_c$	- Overall Thermal Transfer Value compute system
$RTTV$	- Roof Thermal Transfer Value
$SC$	- Shading Coefficient of window glass/ Shading coefficient of the skylight
$SC_1$	- Effective Shading Coefficient of the glass
$SC_2$	- Effective Shading Coefficient of the shading device
$SF$	- Roof solar factor
$WWR$	- Window to Wall Ratio
$VPL$	- Visual Programming Language

### Nomenclature

$A$	- Total wall area
$A_o$	- Gross roof area
$A_1$	- The gross exterior wall area for orientation 1
$A_f, A_w$	- Wall and window area
$A_R$	- Opaque roof area
$A_{Ra}$	- Respective area of different roof sections
$A_s$	- The area of the skylight
$\alpha$	- Solar absorptivity of the opaque wall
$\Delta T$	- The temperature variance between exteriors and interiors condition
$Q_{gc}$	- Heat conduction through window glass
$Q_{gs}$	- Solar heat gain through window glass
$Q_{wc}$	- Heat conduction through the opaque wall
$TD_{eq}$	- Equivalent Temperature Difference
$U_w, U_f$	- U-value of walls and window
$U_r$	- The thermal transfer value of the opaque roof
$U_{rn}$	- Thermal transmittance of different roof sections
$U_s$	- Thermal transmittance value of window glass

**LIST OF APPENDICES**

<b>APPENDIX</b>	<b>TITLE</b>	<b>PAGE</b>
A	2D drawing set of case study buildings	203
B	Result of energy analysis of case A	210
C	Result of energy analysis of case B	215
D	Result of energy analysis of case C	220
E	List of publications	225



**PTTA UTHM**  
PERPUSTAKAAN TUNKU TUN AMINAH

## CHAPTER 1

### INTRODUCTION

#### 1.1 Introduction

The purpose of this thesis is to examine the potential of green façade and green roof technologies in the Malaysian building industry to lower the Overall Thermal Transfer Value (OTTV) of residential buildings and thereby lower energy consumption. This chapter discusses the research background, problem statement, questions and hypothesis, aims, techniques, scopes and limitations, significance, and thesis structure.

#### 1.2 Research background

This research will examine several strategies for boosting the energy efficiency of buildings. As a result, this section will discuss energy-efficient tactics and their relationship to energy efficiency improvement. Following that, a brief discussion of energy-efficient methods and their relationship to current research was held.

##### 1.2.1 The global scenario for building energy use

In recent years, energy efficiency in buildings has gained popularity due to increased concern about CO<sub>2</sub> and other greenhouse gas (GHG) emissions and the shortage of fossil fuels. Energy demand is intimately related to the building and construction sectors. Buildings consume an astounding 40% of global energy. For instance, if the energy required to manufacture steel, cement, aluminium, and glass for building

construction is included, this consumption may exceed 50% (Energy Efficiency in Buildings, 2009). Thus, buildings may play a critical part in the transition to a sustainable society, which is why initiatives to increase building efficiency have been pushed.

### **1.2.2 Building energy efficiency and energy-efficient approaches**

The energy efficiency is measured in kilowatt-hours per square meter of floor space or envelope area per year (KWh/m<sup>2</sup>/year); given the country's climate, each building style has its benchmark for energy efficiency (Hassan, 2013). The benchmarks help assess a building's energy efficiency and identify key performance indicators for improvement. Whereas the energy efficiency of building envelope materials is critical when calculating cooling and heating requirements. Therefore, two codes were created to improve the airtightness and thermal insulation of building envelopes: the thermal insulation standard (U-value) for cold climates and the Overall Thermal Transfer Value (OTTV) code for South Asian climates. Both codes set minimum standards for thermal insulation and energy efficiency.

Furthermore, passive cooling techniques such as louvre shading devices, double glazing, natural ventilation, active vegetation, insulation, evaporative cooling via a fountain, and high-reflective light colour coatings have demonstrated their ability to increase the efficiency of buildings and minimise environmental impacts related to energy. The emergence of energy conservation as a critical issue has sparked a search for a feasible method of increasing building energy efficiency (Santamouris, 2013). As a consequence, numerous passive solutions have been identified as potential options for improving Malaysia's energy performance, including active vegetation in the form of a green wall (Basher, 2019), a green roof (Juliet *et al.*, 2016), and a courtyard (Taib *et al.*, 2010).

### **1.2.3 Eleventh Malaysia plan and present research**

Malaysia's government has imposed a plan entitled "Malaysia 11<sup>th</sup> plan" since 2016. A component of this strategy is to optimize energy use by promoting low-carbon mobility and green buildings concept. Thus, all new government buildings must be



energy efficient. The 11<sup>th</sup> plan aimed to improve new building performance by incorporating green features, materials, and designs into commercial and residential buildings. Moreover, the plan also promotes green design and insulation materials for old buildings. According to the Malaysia Ministry of Economic Affairs (MMEA), by 2030, the 11<sup>th</sup> plan aims to reduce GHG emissions by 45 per cent (MMEA, 2015). Therefore, measurements to improve GHG reduction in transportation, industry, and buildings have been promoted.

The commercial and residential sectors have the third-highest energy requirements across all other sectors in 2012 (12.8%) (Ponniran *et al.*, 2012). This amount is expected to rise in the future based on Malaysia's existing needs. Buildings consumed 49.5% of Malaysia's electricity in 2018. The residential sector consumes half of that per cent mostly to run air conditioners and other equipment (Energy Commission, 2018). Abass *et al.* (2016) and Abass *et al.* (2021) investigated how passive cooling (courtyard) might reduce energy consumption and CO<sub>2</sub> emissions in commercial buildings, particularly office buildings. Thus, the current study builds on the 2016 study by boosting the thermal performance of residential structures with green roofs and green façade passive cooling strategies.

Green envelopes have recently been investigated globally for their thermal performance (Dahanayake & Chow, 2019), ability to reduce the effect of the Urban Heat Island (UHI) (Di Giuseppe & D'Orazio, 2015; Victorero *et al.*, 2015), and ability to reduce the cooling load for the building interior (De Masi *et al.*, 2019; Wahba *et al.*, 2018). In Malaysia, green façades and green roofs on commercial and residential buildings have been studied for passive cooling. Thus, validating the green systems' mechanism has become a top research priority. Several studies examine the ability of vertical green systems, such as a green façade or living wall, to reduce indoor air temperature (Basher, 2019; Ismail, Samad, & Rahman, 2011; Jaafar *et al.*, 2013; Khairul *et al.*, 2013; Safikhani *et al.*, 2014), the energy efficiency of green roofs and green walls (Azis *et al.*, 2019), and the ability of green roofs to mitigate CO<sub>2</sub> (Arabi *et al.*, 2015; Ismail *et al.*, 2012).

Most of the research cited previously used field tests and an experimental lab to test green technologies on existing buildings. These findings are useless to designers and engineers tasked with implementing and measuring the success of green solutions. In Malaysia, studies that provided the method for green systems by determining the thermal transmittance coefficient using mathematical models based

on the thermal attributes of each component are still limited. As a result, the current research aims to close a knowledge gap by developing an efficient and reliable approach for calculating the thermal performance of green envelopes using data from a system's design.

For the annual thermal performance of the case studies, the OTTV was selected as the energy performance index. It should be noted that the index was introduced in 1991 voluntarily. Architects and designers used to manually calculate parameters for complex building layouts using Excel sheets or estimation tools. A system for estimating the OTTV has been proposed in several studies using BIM and the Visual Programming Language (Lim *et al.*, 2016, Seghier *et al.*, 2017). Therefore, the research provides methods for calculating (OTTV) and Roof Thermal Transmittance Values (RTTV).

### 1.3 Problem statement

In Malaysia, the high electricity demand has extended the residential buildings' energy consumption to meet growing economic, ecological and social impacts (Hassan & Hafeez, 2017). Consequently, the residential sector shared 20.3 GWh of the total national percentage in 2018, even though it is ranked third after the industrial and commercial sectors. While most residential buildings' external wall was constructed using precast concrete and concrete blocks by 50% and 25%, respectively. Whereas 36 and 30 per cent for prefabricated steel and trusses, respectively used for roof construction (Ee & Danesh, 2016). These materials worked as storage of the heat during the day and released it during the night, making the residents tend to experience the source of discomfort, especially during the night (Kubota, Toe, & Chyee, 2016). According to Toe (2013), the high thermal mass of the building envelope of a residential building could be challenging to be cooled at night under the hot-humid climate, especially during the nighttime of urban heat islands.

On this account, to achieve the indoor comfort range in the residential sector, the majority of dwellings are occupied with air conditioning units; Saidur, Masjuki, and Jamaluddin (2007) mentioned that the number of households with an air conditioning system in 1999 was found to be 493,082, which grew to 775,000 units

in 2000 and by approximately reached to almost million units in 2009. The average operation hours by air conditioning is up to 12 hours (Hisham *et al.*, 2020). According to the Department of Statistics Malaysia (2020), the energy sharing percentage of Malaysian residential buildings has increased to 35.360 GWh, and CO<sub>2</sub> emissions are expected to rise to 11,689,308 tons by 2020 (Bari *et al.*, 2012), with the majority of the increase of energy demand related to the cooling load. Al-Mofeez (2007) stated that the opaque envelopes of retrofitting buildings, especially residential buildings, contribute between 30-45 per cent to the cooling load. Therefore, implementing the proper thermal insulation will reduce energy demand and increase thermal comfort through energy-efficient designs. According to Castleton *et al.* (2010), energy-efficient designs like passive cooling strategies progressively reduce energy usage.

However, the works of Al Obaid (2004), Kubota *et al.* (2016), Toe (2013a) and Zakaria, Kubota, and Toe (2015) represent examples of a continuous exploration of different passive cooling strategies to mitigate energy use and ensure thermal comfort efficiency. Similarly, the studies of Basher (2019), Azis *et al.* (2019), and Juliet *et al.* (2016) on green envelopes support the claim that green façade and green roofs can substantially reduce cooling load and improve building thermal performance.

Therefore, this research establishes the relationship between a green façade and a green roof as a passive cooling technique with an energy code, i.e., OTTV, is under-investigated. This research adopted two techniques to achieve the research aims using the OTTV formula suggested by MS1525 and the energy simulation cloud. The investigation was conducted in three residential buildings in Johor Bahru, Malaysia, to highlight the green envelopes' potential for reducing OTTV amount and energy consumption.

#### **1.4 Research questions and hypothesis**

Researchers debate the use and efficiency of green envelopes in the Malaysian context; the underlying assumption is that buildings with a green façade and roof will perform better thermally than buildings with an opaque façade and roof. Besides that, it is critical to consider the difficulty of manually calculating the OTTV using

the MS1525:2014 formula during the design stage or as part of the authority's criteria for green envelopes in buildings using the old methodology, i.e., manual computation. As a result, the research question that serves as the primary focus is as follows:

Does adding a green façade and a green roof into building envelopes reduce OTTV, lowering energy consumption? The following driving-related issues will be discussed in order to provide an answer to the primary question:

- i. What will be the effect of the inclusion of green envelopes on heat transmittance into the buildings?
- ii. What would impact a green façade and a green roof on OTTV's value for buildings in the tropics?
- iii. How much energy can be saved annually from green façade and green roof applications?
- iv. What is the impact of providing a new technique for OTTV calculation on time-saving during building thermal performance analysis?

Therefore, this thesis hypothesizes that calculating OTTV with the formula given in the Malaysia Standard (MS1525:2014) for building incorporated with a green façade and a green roof will result in a reduction of OTTV; also, the reduction of the energy consumption for operating air-conditioning, CO<sub>2</sub> emissions, and energy cost-saving will achieve.

### 1.5 Research objectives

The purpose of this research is to delve deeper into the ongoing debate over the use of green envelopes in Malaysia by examining and evaluating the effect of green façades and green roofs on solar heat transfer into buildings.

Additionally, the research has the following specific objectives:

- (i) To develop a series of workflows to calculate OTTV and  $U_r$  of Malaysian buildings using BIM and VPL.
- (ii) To evaluate the impact of a green façade and a green roof on heat transmittance and OTTV.
- (iii) To analyse the annual energy, CO<sub>2</sub> emissions, and cost-saving in building electricity due to utilization of a green façade and green roof.

## 1.6 Methodology

Six phases of research were conducted. The first phase entails developing a methodology for computing the OTTV and  $U_r$  using BIM and VPL. The created workflow was then validated on theoretical and existing case studies using a traditional technique and the Building Energy Intensity Tool (BEIT) to ensure practicality and dependability. After that, data on residential buildings, suitable green systems, plants used in green systems, heat gain parameters of residential buildings, air conditioning systems, and 2D drawings of selected case study buildings were collected from credible sources (consultancy firm and literature).

The third phase involved developing workflows based on the MS1525:2014 equations, namely OTTV<sub>c</sub> and  $U_r$ , and utilising BIM and VPL to quantify the steady-state heat gain of the wall and roof in variance residential buildings. Following validation of the proposed workflows, mathematical modelling was used to estimate the thermal transmittance coefficient for opaque walls and roofs and green façade and green roof applications. The fourth phase involved entering all of the obtained data for the building's walls, windows, and green systems into the authoring BIM tool (i.e., Revit Architect). The fifth phase involved computing the OTTV of walls and  $U_r$  for several scenarios, including baseline design, semi-coverage, and full coverage. The second and third scenarios included the implementation of green systems in the case studied façades. After completing the preceding steps, the annual energy consumption of case studies was computed using the Green Building Studio (GBS) cloud. An annual space cooling energy, CO<sub>2</sub> emissions, and annual electricity cost were estimated using mathematical formulas and Excel spreadsheets due to the energy simulation.

The six steps illustrated the findings of a study into the thermal performance of building walls covered in green facades, either entirely or partially. Following that, we examined the expected thermal performance of the building's walls and roof. The heat gain and energy performance were calculated using the OTTV formula and energy simulation, and annual energy, CO<sub>2</sub> emissions, and electricity cost savings were calculated, analysed, and visualised using Origin Lab software. Additionally, a correlation between the OTTV value and annual space cooling energy consumption has been established to validate the OTTV value and establish a baseline value for energy management. It is worth noting that the roof heat gain was included in an

integrated building heat gain calculation to ensure accurate results of cooling energy consumption.

### 1.7 Research scopes and limitations

The majority of the reviewed literature highlights multiple compelling reasons for using green envelopes in the Malaysian environment, most notably in thermal comfort and performance potential (Safikhani & Baharvand, 2017, Jaafar *et al.*, 2013). The recently finished Le Nouvel Condominium building in Kuala Lumpur and Heriot-Watt University Malaysia witness to this. As a result, it is necessary to provide designers with a mechanism for determining the thermal transmittance value of this sort of façade and roof. Therefore, this study investigates the influence of green envelopes, more precisely an indirect green façade and a lightweight extensive green roof, on the OTTV of existing buildings in Malaysia's climate.

This study's thermal performance evaluation and analysis are focused on the quantity of heat conduction through two different types of building envelopes: opaque and green. While numerous variables can affect solar heat transmission through building components, this research focuses on heat conduction through façade with and without green envelopes on two and four orientations of the case study buildings. Apart from solar heat transmission, the effect of wall and roof heat conduction through a green façade and a green roof on cooling capacity and corresponding OTTV is also examined by comparing the results using the chosen simulation tool. However, this thesis does not address heat conduction through windows or solar heat gains through glass windows concerning overall solar heat transmission in the selected case studies. The time of the mechanical operating is consistent in all simulated scenarios for daily, monthly, and annual energy consumption, which is considered between 6:00 pm and 6:00 am.

A simple layout design of three unique residential buildings (bungalow houses) was chosen to estimate solar heat transmission through building envelopes. Compared to the basic scenario, energy and OTTV analyses of the green façade and green roof cases are conducted and discussed. While there is no application of green envelopes in real case studies, the system's components of a green façade and an extensive green roof will be modelled using the BIM authoring tool (Revit

Architecture). The base model of green envelopes is intended to reproduce Holm's (1989) model. The OTTV formula is the one that MS1525 recommends for commercial buildings equipped with air conditioning. Additionally, all thermal and physical properties of construction materials not specified in (MS 2680, 2017) are derived from preliminary studies and standards undertaken in regions with similar climate conditions to Malaysia.

## **1.8 Research significance**

This research will demonstrate the potential effect of the green envelopes on reducing the building's cooling load and reducing the measured OTTV. The research will also provide a way to estimate the thermal transmission value for green envelopes that can be selected for easy calculation of the OTTV by professionals designing green envelope buildings as needed in the Malaysian Standard (MS1525, 2014).

The research findings will add value to Malaysia's current building design standard related to green envelope-integrated construction. This objective would participate towards accomplishing the Malaysian plan towards sustainable development as suggested by the Malaysia Ministry of Economic Affairs (MMEA, 2015). Moreover, this research output is expected to benefit building authorities charged with developing or improving existing building energy standards to increase energy efficiency and other construction professionals charged with submitting construction documents to the approving authority.

Finally, this research will benefit architects and engineers responsible for analysing the building thermal performance and making decisions regarding energy performance during preliminary design stages. This proposed workflow will be increased the designer's capability and direct accessibility to check and modify the material's thermal properties to enhance the envelope's performance during design stages without any practitioners' technical expertise requirements in BIM and VPL.

## 1.9 Thesis structure

The outline of this research is presented in this section. This thesis comprises six chapters. It includes the introductory chapter. The detailed elements of this research are as follow:

- (i) **Chapter 1: Introduction:** This chapter discusses the research background, problem statement, questions and hypothesis, aims, techniques, scopes and limitations, significance, and thesis structure.
- (ii) **Chapter 2: Literature Review:** The chapter defines the detail of the strategies environmental in a tropical climate and describes the environmental design condition over several sections. Section one starts with a literature review of the two types of vegetation (green facade and green roof) definition and their implementation of this research. Furthermore, green systems' potential to alleviate the air temperature through simulation and experimental-based research locally and worldwide is critically reviewed. The second section outlined the mechanism of the heat and mass transfer of the building envelope, and it has been demonstrated the model of the green systems provides by previous scholars regarding the reduction of heat transfer. Section three and four explained the theory of Overall Thermal Transfer Value (OTTV) and highlighted the adaption of OTTV as an indicator to calculate the heat gain through the building exterior. Moreover, BIM and VPL's integration of simulated building and energy performance is highlighted during building design or decision-making.
- (iii) **Chapter 3: Research methodology:** This chapter is set to design the overall methodological process required for this research in the computation approach. It presents the methods, approach, strategy and research procedure, theory, and computation method. It then goes on to provide the criteria used for selecting the green system through extensive review and simulation from previous studies are also discussed. Moreover, the selected green wall and green roof's model design was highlighted in detail, while an extensive review of all the thermal properties parameters of case studies construction



materials and the green façade and green roof from literature review and standard were obtained in this chapter.

- (iv) **Chapter 4: Development of OTTV computational workflows:** This chapter brings together the first approach adopted throughout this research methodology. There are two types of research methods undertaken in this research: the computation of OTTV using BIM and VPL concepts and the energy simulation. This chapter describes and discusses the methods used in workflow development. It then describes the workflow and the validation technique adopted in the research in greater detail. This chapter's primary purpose is to verify the OTTV workflow's effectiveness since it is easy to run and requires least knowing the VPL tool.
- (v) **Chapter 5: Results and discussion:** The main findings of the OTTV and energy simulation on the case studies with and without the green façade based on several scenarios are presented in this chapter. To extend the chapter, including the verification of the OTTV and the energy simulation results to link OTTV and energy consumption reduction after covering the case studies with the green envelope. Besides, the result of the reduction of CO<sub>2</sub> and the electricity cost. Then each result has been compared and discussed to studies conducted in tropical climate countries.
- (vi) **Chapter 6: Conclusion and recommendations:** The conclusion and recommendation are explained in chapter six; the research outcome is explained in this chapter. The recommendations for future research related to green technology for bungalows in a tropical climate are suggested at the end of this chapter. Finally, the appendices that might be useful for further studies are provided at the end of the thesis. These include case study layouts, calculation of the U-value of case studies opaque envelope and green envelope, and the result of energy analysis.

## 1.10 Summary

New building materials are considered vital in regulating indoor air temperature and decreasing the total energy demand of heating and cooling. To effectively preserve a

comfortable indoor temperature, the range of material for the building envelope requires careful attention to limit the heat conduction through the building envelope. In this research, one of the natural passive designs will be adapted to cope with solar radiative penetration into the building.

Many researchers have examined the benefits of green vegetation and its correlation to urban plants. They classify the urban vegetation into three categories (public green areas, green walls, and green facades). Only vertical and horizontal systems will adapt to this research; besides, the principal methodology will focus on using a code of energy mitigation for buildings in Malaysia, known as OTTV.

The next chapter presents the literature review and the historical background of the green envelope. It features a review of earlier studies and their recommendations on this technique. In addition to highlighting and explaining the mechanisms in which green envelope aids in alleviating outdoor and indoor air temperatures directly and indirectly. It also highlights the status of energy code globally and locally to control energy consumption, as well the implementation of BIM and VPL on analyzing building thermal performance was briefly summarized.



PTTA UTM  
PERPUSTAKAAN TUNKU TUN AMINAH

## CHAPTER 2

### LITERATURE REVIEW

#### 2.1 Introduction

International Energy Agency (IEA) stated that energy efficiency enhancement in buildings is one technique for decreasing the world's energy consumption by a third by 2050 and controlling global greenhouse gas emissions. Numerous passive cooling techniques, i.e., louvre shading devices, double glazing, natural ventilation, active vegetation, insulation, and evaporative cooling via a fountain, have been studied by scholars nationwide to boost buildings' energy performance significantly. Each method has several advantages, and numerous scholarly publications have been released on them.

This chapter concludes with a description of the active vegetation (green façade and green roof) to increase buildings' energy efficiency and associated benefits. After that, a comparative study was conducted to determine which systems offer the most benefits compared to others. Among all the strategies, the enhancement of building envelope performance through OTTV, green facades and green roofs were chosen for this study due to their significant benefits for improving building energy efficiency. A comprehensive review of Overall Thermal Transfer Value (OTTV) literature has been conducted in various countries.

Additionally, current processes of energy efficiency improved performance in Malaysia are discussed. The green facade and green roof technologies have been extensively discussed, including plant selection and suitability and thermal and energy performance. Finally, the research gaps associated with enhancing the energy performance of residential buildings in Malaysia subtropical climate were discussed.

## 2.2 Chapter structure

An extensive amount of literature has been studied during this research and has been discussed in this chapter. The literature review is divided into many sections; each section leads to a subsequent section to maintain content flow. It started with an introduction and chapter framework in sections 2.1 and 2.2. Then section 2.3 described the different green systems found in the literature, and the benefits of using green envelopes are demonstrated in the section well. A mechanism of the heat and mass transfer of the building envelope is shown in section 2.4, studies regarding the mechanism of heat transfer through green envelopes worldwide and locally demonstrated. Section 2.5 outlined extensive literature regarding the Overall Thermal Transfer Value (OTTV) evolution and studied it in different countries generally and in Malaysia, notably.

Moreover, section 2.6 illustrated plants' suitability and thermal and energy performance of green façade and green roof and their relationship to OTTV and Roof Thermal Transfer Value (RTTV) adoption in different countries. Comparative research regarding the implementation of the Building Information Modeling (BIM) and the Visual Programming Language (VPL) applications, a combination for building performance assessment, is demonstrated in section 2.5. The wide-ranging literature reviewed the research gap is presented in section 2.7, followed by summarized the chapter's sections.

The literature review process that covered all the related topics has been demonstrated in Figure 2.1; as illustrated in the graph, the literature review is divided into four parts of the research, i.e., vertical and horizontal green systems, OTTV index, and BIM and VPL. The title, keywords, research problem, objectives, and methodology have been formulated through the extensive studies of this research, as shown in this chapter and the next chapters. The following section outlined the literature on the two categories of green envelopes (vertical and horizontal) and the classification, the benefits of both systems definition, and benefits. On the other side, green façade and green roof' capability to alleviate urban scale air temperature in different types of climates is discussed.

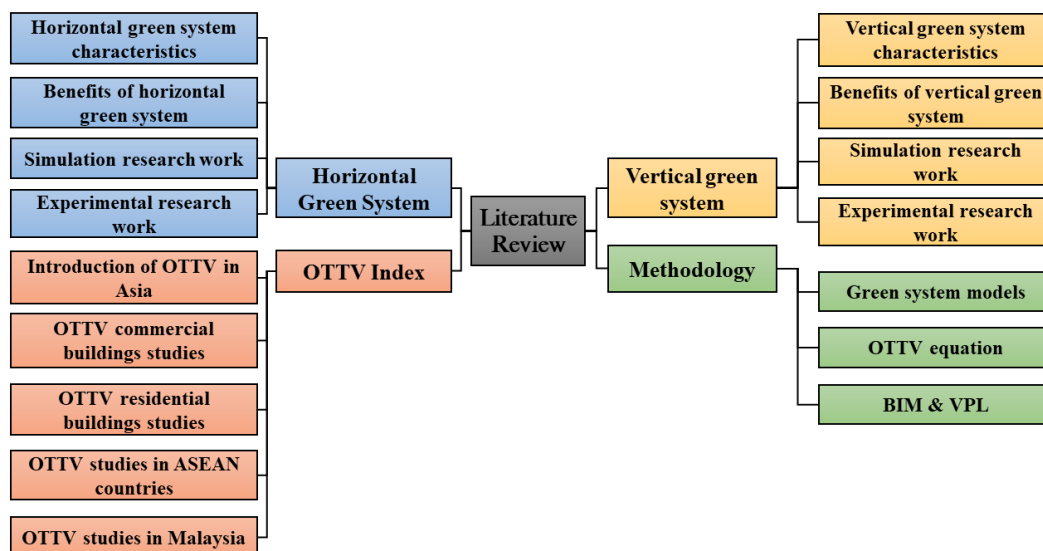


Figure 2.1: Literature review flowchart

### 2.3 Definition and classification of the green envelopes

The existence of a green envelope dated back to the earliest time of human civilization, the first example of the system appeared 2000 years ago in Mediterranean regions (Kohler, 2008), plants typically used on building façade and roof to shading the building envelope, and cooling the surface during summer (Breuning & Yanders, 2012). The other example of a green envelope showed in the Hanging Gardens of Babylon (Dunnett and Kingsbury, 2008; Wong *et al.*, 2010), known as one of the World Seven Wonders, which was built around 600 BC Chaldean King, Nebuchadnezzar as presented in Figure 2.2.

Furthermore, the implementation of the green envelope appeared globally as an example in Central Europe and the UK, the green façade and green roof widespread during the seventeenth and eighteenth centuries (Newton, 2007), while in the 19th century, the system was mainly used as an aesthetical element, especially in North American and Europe (Dunnett & Kingsbury, 2008). In Germany, the implementation of both systems in buildings design created more than 245.500 m<sup>2</sup> of living façade and roof garden in Berlin from 1983 to 1997 (Kohler, 2008).



Figure 2.2: Hanging Gardens of Babylon by Ferdinand Knab, painted in 1886  
(Siculus, 2009)

There are currently several types of green façade and green roofs that have been designed and developed all over the world. These systems are broadly classified based on their characteristics, structure, and installation technique as vertical and horizontal green envelopes. The vertical green envelope is considered more widely adopted than the horizontal green envelope because many researchers have witnessed high efficiency. However, the horizontal green envelope is more likely used or more favourable for non-efficient spaces on the top of the buildings, which could be covered with vegetation and significantly change the surrounding environment (Peron *et al.*, 2015). Likely, the horizontal green envelope is also more attractive at sites when designed for an aesthetic purpose or recreational like a regular roof garden, but it required close attention during the building's design due to its components' weight.

The vertical green envelope's definition relates to all systems that support vertical surfaces such as walls, partition walls, blind walls, and facades (Newton, 2007). On the contrary, a horizontal green envelope can be in the form of a sloped or a flat surface designed to sustain vegetation besides working as a fully functioning roof garden (Goddard, Dougill, & Benton, 2010). It is also worth noting that both systems have a distinct difference in the components and the installation technique.

To conclude, numerous studies have noted the awareness of the adoption of both systems since the 1980s to enhance cities ecologically. For instance, a vertical

and horizontal green envelope was widespread and manifested the urban planning incorporation at the end of the last century. The following section discusses in more detail these two significant types of green envelopes.

### 2.3.1 Vertical green envelope

Authors adopted many terminologies when mentioning all sorts of vertical green systems (Cheng, Cheung, & Chu, 2010; Perini *et al.*, 2011). Some used the term green façade, vertical garden (Blanc, 2010; Loh & Stav, 2008; Shiah, Kevin; Kim, 2011), green vertical systems (Pérez *et al.*, 2011), and bio wall (Francis & Lorimer, 2011).

There are two types of vertical green systems based on the system components, and types of plants used, known as the green facade and living wall (Kevin & Kim, 2011; Loh & Stav, 2008). The use of these systems on building scale or city scale has several advantages not only as an aesthetic value but also as an element that increased the building thermal performance (Lundholm, 2004), as well as a part of passive cooling technique (Sheweka & Magdy, 2011; Zhang *et al.*, 2012), and for their environmental, social and economic values (Safikhani *et al.*, 2014b).

#### a. Green façades

A green façade is a vertical system in which hanging shrubs or climbing plants are established using support materials to cover the selected surface, generally in a directed way (Pérez *et al.*, 2011). Plants in this system can grow up the vertical wall, like traditional systems, or grow down the surfaces by hanging materials (Dunnett and Kingsbury, 2008). The green façade classifies into two types: direct green façade (Ottelé, 2011), in which the self-clinging climbers can grow vertically without support systems, and the ground act is growing media (Wong & Baldwin, 2016). Moreover, in the direct green facade, a support system is required to help plants grow vertically; thus, in this type, plants can be directly rooted in the planters or the ground. The indirect green façade is classified into two systems:

- **Continuous guides:** This type is constructed on a single support structure such as light wired or metal mesh that guides the plants to grow alongside the entire façade (Pérez *et al.*, 2011).

- **Modular guides:** It consists of light trellis modules anchored on independent constructions or the building surface, supporting the plants' growth (Laurenz *et al.*, 2005). Figure 2.3 showed the system's structure of direct and indirect green façades.




Figure 2.3: (A) Direct green façade attached directly to the building facade; (B) Indirect green façade with a supported system (Perini & Ottel , 2012)

## ii. Living wall

Living walls are the second type of vertical green envelope that is a moderate invention in wall cladding. It was developed to permit the incorporation of green vegetation in high buildings. Green walls' innovations focused on designing new, flexible systems that include plants, drainage, irrigation, and growing media supporting elements (Fukuzumi, 1996; Tsai, 2012). Living wall categorized into two systems:

- **The continuous living wall** is a constant installation frame covered with flexible and porous layers of root-proof screens attached to the base. This frame is fixed to the wall, creating a void space between the system and the wall to protect humidity. To install selected plants into the system, the external layer of screen cutting form a pocket to hold the plants (Bribach & Rossomano, 2011; Farner, 1977).
- **Modular living wall:** The modular system has differences in structure, composition, and weight. It can be in the form of vessels, trays, flexible bags, or planter tiles as described below:
  - a. Vessels are the most common support system made from polymeric substances (Manso & Castro-Gomes, 2015).



**b.** Trays are solid bowls, usually are taking the shape of interlocked parts, made of lightweight materials like metal sheets or plastic (polyethylene) (Lee & Greaves, 2010; Urriola, 2011).

**c.** Flexible bags contain lightweight materials and a growing media that allow plants' implementation in different forms (Koumoudis, 2011).

**d.** Planter tiles regularly link to each other by juxtaposition, allowing the plants to insert individually (Fukuzumi, 1996).

Figure 2.4 presents the two living wall systems' continuous and modular designs of a living wall. However, researchers have performed numerous studies to compare the different green wall systems across their system components, cost, maintenance, and type of plan, as illustrated in Table 2.1.




Figure 2.4: (A) Living wall based on planter boxes; (B) Living wall based on felt layers  
(Perini & Ottel , 2012)

Table 2.1: Advantages and disadvantages of vertical green systems  
(Ottel , 2011)




Vertical green system classification	Advantages	Disadvantage
<b>Direct Green faade</b> 	<ul style="list-style-type: none"> <li>▪ Suitable for retrofit building</li> <li>▪ Less technical expertise required</li> <li>▪ No irrigation system required</li> <li>▪ No materials involved</li> <li>▪ Low environmental burden</li> <li>▪ Low planting cost</li> </ul>	<ul style="list-style-type: none"> <li>▪ Limited plant selection</li> <li>▪ Slow surface coverage</li> <li>▪ Maintenance costs</li> <li>▪ Limitation of specific building</li> <li>▪ Moisture problems</li> <li>▪ Maximum greening heigh +/- 25 m</li> </ul>

Table 2.1 (continued)

<p><b>Indirect Green façade</b></p> 	<ul style="list-style-type: none"> <li>▪ No direct-attach of vegetation with the envelope</li> <li>▪ Suitable for retrofit building</li> <li>▪ Possibility of older green construction</li> <li>▪ No moisture problem with the façade</li> <li>▪ No irrigation system required</li> </ul>	<ul style="list-style-type: none"> <li>▪ Limited plant selection</li> <li>▪ Maintenance cost</li> <li>▪ Low surface coverage</li> <li>▪ Maximum greening height +/- 25 m</li> </ul>
<p><b>Living wall</b></p> 	<ul style="list-style-type: none"> <li>▪ Plant developed spontaneously</li> <li>▪ Expensive</li> <li>▪ The need for an irrigation system</li> <li>▪ Adaptable to sloped surfaces</li> <li>▪ Easily disassembled for maintenance</li> <li>▪ Possibility of various types of plants</li> <li>▪ Possibility of older green construction</li> </ul>	<ul style="list-style-type: none"> <li>▪ High water and nutrients consumption</li> <li>▪ Frequent maintenance</li> <li>▪ Complex implementation</li> <li>▪ High installation cost</li> <li>▪ More massive solutions due to growing media</li> </ul>

### 2.3.2 Horizontal green envelope

Several terminologies refer to horizontal green systems such as green roofs, brown roofs, living roofs, and roof gardens (Francis & Lorimer, 2011; Oberndorfer *et al.*, 2007). Jim (2017) stated that the term green roof is "refers to the human-made establishment product on the roof of a house, including erecting a structural framework with appropriate mechanical strength.". According to Breuning and Yanders (2018), to appropriately structure the green roof, the designer must understand how efficiently cooling the roof could be achieved through the green system's different layers. The green roof is mainly divided into an extensive and intensive green roof, later a third type mix between the two systems was introduced.

- **Extensive green roof:** is the most familiar type of green roof; commonly, it is applied when no additional structural support is required. The existing roof can support an extensive system weighing 100kg/m<sup>2</sup> (GSA.US, 2011). It consists of several components: a waterproof membrane, a drainage layer, a root protection layer, a growing medium, a filter mat, and, finally, vegetation. Due to the substrate's shallow depth limits the vegetation range to low-growing vegetation types, including

grasses, mosses, and sedums. Extensive green roofs need maintenance in the first two years to ensure vegetation is stabilized. Maintenance is relatively minimal to once or twice a year after the first two years.

- **Intensive green roof:** Intensive green roof systems are commonly used to promote food products and provide public facilities. The intensive green roof has similar components as an extensive green roof only the thick of soil substrate and the weight of the system, which usually are 31 cm and over 500kg/m<sup>2</sup>, respectively (GSA.US, 2011); however, due to the sensitive relationship between plant types, water harvesting, and rising mediums, each component needs far more attention regarding its shape and materiality. Intensive green roofing needs to match the amount of water harvested, its substrate's fertility, and the variety of vegetation chosen.
- **Semi-intensive green roof:** The semi-extensive green roof combines the two systems, the extensive and intensive one. The semi-extensive green roof requires a slightly deeper substrate depth than the conventional extensive green roof but still enjoys relatively little maintenance of the extensive green roof system. Due to the comparatively deeper substrate, a semi-extensive roof may accommodate a greater variety of vegetation than a broad green roof. The selection of vegetation on the roof in a semi-extensive green roofing system is essential, as it will directly dictate the degree of maintenance needed to keep the green roof working correctly. In general, depending on materials' choice, a semi-extensive green roof can withstand loads of up to 150 kg/m<sup>2</sup> and more (GSA.US, 2011). Table 2.2 illustrates the differences between the three types, whereas Figure 2.5 showed the layer of extensive and intensive green roof systems.

Table 2.2: Summary of the comparison between the green roof systems  
(GSA.US, 2011)

Comparison	Extensive green roof	Semi-intensive green roof	Intensive green roof
Load bearing component	Concrete - Wood-Timber	Concrete	Concrete - maximum pitch 5%
Soil thickness	7.6 cm – 10 cm	15 cm – 31 cm	Over 31 cm
Drainage layer	No separate drainage layer	Separate drainage layer	Separate drainage system
Vegetation layer	Ornamental and Succulents plants	Ornamental, meadow species, turfgrass, and woody perennial	Ground-level plants
Media type	Course media	Multi-course media	The intensive growth media layer
Irrigation layer	Not required	Required if meadow grass used	Required
Prevalence	Used in an area with sufficient precipitation	Common and provide more plants choice	Less common due to it is structure and maintenance factor
Weight	60 – 150 kg/m <sup>2</sup>	25% above or below 150 kg/m <sup>2</sup>	200 – 500 kg/m <sup>2</sup>
Cost	543 – 690 RM/ m <sup>2</sup>	690 RM/ m <sup>2</sup>	2259 RM/m <sup>2</sup>

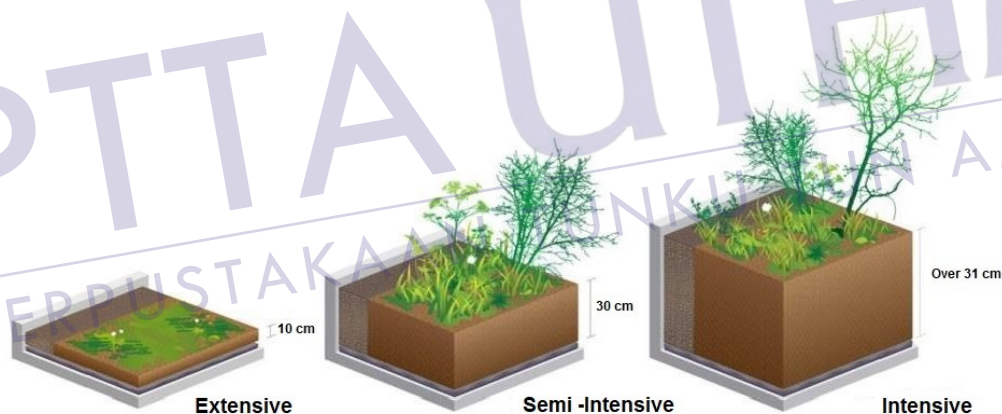


Figure 2.5: Comparison of green roof system based on the soil thickness  
(Mukherjee, 2013)

### 2.3.3 Plants selection for the green envelope

Hopkins and Goodwinm (2011) argued that selecting plants suitable for green roofs and living walls is fundamental before being applied due to plants' sustainability under different weather conditions. This sub-section will discuss appropriate plants for vertical and horizontal green systems. The section is critically essential in

investigating the green envelope's thermal and energy performance from previous studies, which will later be applied to research case studies.

#### **i. Plants for the vertical green envelope**

Plant selection received less attention for the vertical green envelope than for the horizontal green envelope (Hasan, 2013). The suggestion of plants for living wall and green roof systems should be based on plant type, appearance, maximum height, growth rate, soil type, and native or non-native plant habitability for an extended period. Moreover, climate and site-specific considerations, such as aspects, prevailing winds, and shades from other structures, make it difficult to prescribe a set range of plants.

For tropics, Chiang and Tan (2009), over six-month trials in Singapore, suggested a list of plants that can withstand high temperatures and intense sunlight, as well as low soil moisture. Simultaneously, plants that provide thick, dense cover and use crassulacean acid metabolism have been considered preferable. On the other hand, Dunnett, Nagase, and Hallam (2008) recommended using a variety of species and plants that have a clumping rather than an upright growth habit for living wall particularly; however, high species should be avoided as they tend to smother neighbouring plants and overload the support structure.

Hopkins and Goodwin (2011) have set out some criteria for living wall plants; these include a fibrous root system, stem-to-root solid resistance to wind buffering, and good growth habits. Emphasis is placed on the plant's ability to withstand high temperatures and wind speeds and suggested that plants naturally found on cliff tops, or cliff faces are likely to succeed on the Living Wall due to certain similarities between the two environments. According to Conejos (2020), *Thunbergia Grandiflora* and *Bauhinia Kockiana* plant, which are native to the tropics, are the most suitable climbers used on the green façade, and in around six months, both types will be able to develop quickly and enter its mature stage. Jain and Janakiram (2016) listed the common plants' species used for living wall and green facade, as mentioned below:

**a. Living wall:** *Dracaena*, *Phalaenopsis* spp, *Asparagus sprengeri*, *Kalanchoe*, *Cordyline* spp. *Chlorophytum* spp., *Haworthia* spp., *Tradescantia* sp, *Fittonia* spp, *Nephrolepis*, *Clematis*, *Gardenia* spp., *Asplenium nidus*, *Maranta* spp., *Cotoneaster*, *Euonymus fortune*, *Hedera*, *Hydrangea*, *Lonicera*, *Parthenocissus*, *Polygonum*,

Pyracantha, Selaginella, Wisteria, Rose, Petunia, Nasturtiums, Daisies, Bromeliads, and even some vegetables like tomato, chillies, cucumber, peas, lettuce.

**b. Green façade:** *Hedera helix*, *Parthenocissus* spp, *Hydrangea petiolaris*, *Polygonum bauldschianicum*, *Lonicera* spp. *Clematis* spp. *Aristolochia* spp. *Jasminum officinale*, *Passiflora caerulea*. Figure 2.6 presented some of the common plants used for the green façade and living wall.

Othman, Azhar, and Azlan (2018) identify the plant species used for vertical green systems in several commercial buildings in Kuala Lumpur through personal field observation for Malaysia's situation. The observation found that *Thunbergia laurifolia*, *Anemopaegma chamberlaynii*, *Nephrolepis biserrate*, *Philodendron erubescens*, *Spathoglottis plicata*, and *Syngonium podophyllum* are suitable for living wall and green façade under Malaysia climatic; however, for *Thunbergia laurifolia*, it found it is encouraging species of insects.

In contrast, a study by Amir *et al.* (2011) mentioned climbing plants such as *Pisum sativum*, *Vigna unguiculata sesquipedalis*, *Psophocarpus tetragonobulus*, and *Phaseolus vulgaris* has the best potentials resistance to the Malaysian environment. These peas are durable, efficient at absorbing carbon dioxide, and capable of providing food on a long-term basis. Additionally, we may use the blossoms, leaves, young shoots, and tubers for medicinal purposes in addition to harvesting the fruits for nourishment.




Figure 2.6: Common plants used for green façade and living wall (Gardenia, 2020)

## REFERENCES

- Abass, F. H. (2016). *Potential Influence of Courtyard on Indoor Environment Conditions of Office Buildings*. Universiti Tun Hussein Onn Malaysia: Master's Thesis.
- Abass, F., Ismail, L. H., Wahab, I. A., Mabrouk, W. A., & Kabrein, H. (2021). Indoor thermal comfort assessment in office buildings in hot-humid climate. *IOP Conference Series: Materials Science and Engineering*, 1144(1), 1-8.
- Abdul-azeez, I. A. (2016). Measuring and Monitoring Carbon Emission To Promote Low-Carbon Development in Johor Bahru. *Malaysia Sustainable Cities Program, Working Paper Series*. Johor Bahru, Malaysia.
- Abu Bakar, S. K., & Abdullah, A. H. (2012). Simulation of Thermal Performance in an Office Building. *IEEE Business, Engineering & Industrial Applications Colloquium (BEIAC)*, (April), 313–323.
- Afshari, A. (2017). A new model of urban cooling demand and heat island—application to vertical greenery systems (VGS). *Energy and Buildings*, 157, 204–217.
- Ahmed, M. S., Mohamed, A., Homod, R. Z., Shareef, H., & Khalid, K. (2017). Awareness on energy management in residential buildings: A case study in Kajang and Putrajaya. *Journal of Engineering Science and Technology*, 12(5), 1280–1294.
- Ahmed, S. F., Ahasan, T., Rasul, M. G., Khan, M. M. K., & Azad, A. K. (2014). Performance Evaluation of Hybrid Green Roof System in a Subtropical Climate Using Fluent. *Journal of Power and Energy Engineering*, 02(04), 113–119.
- Akanmu, A., Asfari, B., & Olatunji, O. (2015). BIM-based decision support system for material selection based on supplier rating. *Buildings*, 5(4), 1321–1345.
- Al-Mofeez, I. A. (2007). Electrical Energy Consumption Pre and Post Energy Conservation Measures: A Case Study of One-story House in Dhahran, Saudi



PERPUSTAKAAN TUNKU TUN AMINAH

- Arabia. *Arch.&Plann*, 19, 1–12.
- Al Obaid, M. (2004). *The Dynamic Thermal Performance of Construction Materials for Satisfactory Thermal Comfort in the Design of a Terrace House in The Klang Valley Malaysia*. University of Malaya: PhD's Thesis.
- Alexandri, E., & Jones, P. (2008). Temperature decreases in an urban canyon due to green walls and green roofs in diverse climates. *Building and Environment*, 43(4), 480–493
- Allan, S. S. T., & Kim, H.-I. (2016). A Study of Workflow for Simulations of Vertical Greenery Systems. *Architecture Research*, 6(6), 142–153.
- Amir, A. F., Yeok, F. S., Abdullah, A., & Rahman, A. M. A. (2011). The Most Effective Malaysian Legume Plants as Biofacade for Building Wall Application. *Journal of Sustainable Development*, 4(1), 103–111.
- Amir, A. F., Yeok, F. S., & Rahman, A. M. A. (2014). Estimation of Annual Carbon Sequestration in Psophocarpus Tetragonobulus used as Biofacade in Tropical Environment. In *Proceedings of International Conference on Architecture And Civil Engineering (ICAACE'14)*, 31–37.
- Anas Zafiroi, A. , & Al-Hafzan, A. (2010). Energy Efficiency Towards Building Envelope An Analysis Study Between Main Library of University Malaya Building and Library of UiTM Perak Building. *International Journal of Environmental Science and Development*, 1(2), 208–213.
- Hisham, N. A., Ahmad Zaki, S., Hagishima, A., & Md Yusoff, N. (2019). *Load and Household Profiles Analysis for Air-Conditioning and Total Electricity in Malaysia*. *KnE Social Sciences*, 3(21), 773–786.
- Arabi, R., Shahidan, M. F., Kamal, M. S. M., Jaafar, M. F. Z. Bin, & Rakhshandehroo, M. (2015). Mitigating Urban Heat Island Through Green Roofs. *Current World Environment*, 10(Special-Issue1), 918–927.
- Arachchillage, E., & Chamikala, U. (2012). *Analysis of Building Envelopes to Optimize Energy Efficiency as per Code of Practice for Energy Efficient Buildings in Sri Lanka -2008 Epa Arachchillage Ushani Chamikala Epa*. KTH School of Industrial Engineering and Management Energy Technology: Master's Thesis.
- Arkin, G. (2007). The history of Revit - The future of design. Retrieved July 18, 2018, from [shorturl.at/gtzR0](http://shorturl.at/gtzR0).
- Asan, H. (2006). Numerical computation of time lags and decrement factors for



- different building materials. *Building and Environment*, 41(5), 615–620.
- The American Society of Heating, Refrigerating and Air-Conditioning Engineers (1975). *Energy Conservation in New Building Design*. Atlanta, GA: ASHRAE 90- 75.
- Autodesk. (2018). *User Interface*. Retrieved August 10, 2020, from <https://knowledge.autodesk.com/support/revit/getting-started/caas/CloudHelp/cloudhelp/2018/ENU/Revit-GetStarted/files/GUID-3197A4ED-323F-4D32-91C0-BA79E794B806-htm.html>.
- Ayegbusi, Gbenga Olutobi Ahmad, A. S., & Lim, Y. W. (2018). Overall Thermal Transfer Value of Naturally Ventilated Double Skin Façade in Malaysia. *Progress in Energy and Environment*, 5, 16–26.
- Azhar, S., & Brown, J. (2009). BIM for Sustainability Analyses. *International Journal of Construction Education and Research*, 5(4), 276–292.
- Azis, S. S. A., Sipan, I., Sapri, M., Yusoff, N. S. M., & Hashim, H. A. (2019). Comparison on energy saving: Green roof and green wall. *Planning Malaysia*, 17(1), 48–57.
- Azmoodeh, M., Zamani, Z., & Daemei, A. B. (2018). Experimental and simulation studies on the thermal behavior of vertical greenery system for temperature mitigation in urban spaces. *Journal of Building Engineering*, 277–284.
- Baharun, A., Ibrahim, S. H., Affandi, R., & Goh, P. G. (2014). Student Pavilion UNIMAS for Platinum Green Building Index. *Journal of Civil Engineering, Science and Technology*, 5(1), 23–27.
- Bari, M. A., Pereira, J. J., Begum, R. A., Abidin, R. D. Z. R. Z., & Jaafar, A. H. (2012). The role of CO2 emission in energy demand and supply. *American Journal of Applied Sciences*, 9(5), 641–646.
- Basher, H. S. (2019). Thermal performance of edible vertical greenery system in high-rise residential balcony. *International Journal of Integrated Engineering*, 11(9), 141–153.
- Basher, H. S., Ahmad, S. S., Rahman, A. M. A., & Zaman, N. Q. (2016). The use of edible vertical greenery system to improve thermal performance in tropical climate. In *Journal of Mechanical Engineering*, 13, 57–66.
- Beazley, S., Heffernan, E., & McCarthy, T. J. (2017). Enhancing energy efficiency in residential buildings through the use of BIM: The case for embedding parameters during design. *Energy Procedia*, 121(September), 57–64.



- Bevilacqua, P., Mazzeo, D., Bruno, R., & Arcuri, N. (2016). Experimental investigation of the thermal performances of an extensive green roof in the Mediterranean area. *Energy and Buildings*, 122, 63–79.
- Bhatti, I. A., Abdullah, A. H., Nagapan, S., Bhatti, N. B., Sohu, S., & Jhatial, A. A. (2018). Implementation of Building Information Modeling (BIM) in Pakistan Construction Industry. *Engineering, Technology & Applied Science Research*, 8(4), 3199–3202.
- Blanc, P. (2010). *The Vertical Garden: In Nature and the City*. New York. Retrieved September 19, 2018 from [http://www.zeroemissioncities.at/Praesentation\\_Blanc.pdf](http://www.zeroemissioncities.at/Praesentation_Blanc.pdf)
- Breuning, J., & Yanders, A. C. (2018). *Green Roof Guidelines: Guidelines for the planning, construction and maintenance of green roofs*. Bonn, Germany: Landscape Development and Landscaping Research Society e.V. (FLL).
- Breuning, Jorg and Yanders, A. C. (2012). *Introduction to the FLL Guidelines for the Planning, Construction and Maintenance of Green Roofs*. Bonn, Germany: Landscape Development and Landscaping Research Society e.V. (FLL).
- Bribach, C. J., & Rossomano, D. (2011). *Vertical garden panel*. U.S. Patent 59518, A1.
- Burchell, A., & Lyon, R. (2017). *Intro To Green Roofs, Part 3 Of 3: Types and Layers*. Retrieved October 21, 2020, from [shorturl.at/cqAZ9](http://shorturl.at/cqAZ9)
- Castleton, H. F., Stovin, V., Beck, S. B. M., & Davison, J. B. (2010). Green roofs ; building energy savings and the potential for retrofit. *Energy and Buildings*, 42(2010), 1582–1591.
- Chan, A. L. S., & Chow, T. T. (2013). Evaluation of Overall Thermal Transfer Value (OTTV) for commercial buildings constructed with green roof. *Applied Energy*, 107, 10–24.
- Chan, A. L. S., & Chow, T. T. (2014). Calculation of overall thermal transfer value (OTTV) for commercial buildings constructed with naturally ventilated double skin façade in subtropical Hong Kong. *Energy and Buildings*, 69, 14–21.
- Chehrzad, M., Pooshideh, S. M., Hosseini, A., & Sardroud, J. M. (2016). A review on green building assessment tools: rating, calculation and decision-making. *The Sustainable City XI*, 1(Sc), 397–404.



PT TAU THAM  
PERISTIKAAN TUNKU TUN MINAH

- Chen, P. Y., Li, Y. H., Lo, W. H., & Tung, C. pin. (2015). Toward the practicability of a heat transfer model for green roofs. *Ecological Engineering*, 74, 266–273.
- Cheng, C. Y., Cheung, K. K. S., & Chu, L. M. (2010). Thermal performance of a vegetated cladding system on facade walls. *Building and Environment*, 45(8), 1779–1787.
- Chiang, K., & Tan, A. (2009). *Vertical Greenery for the Tropics*. Singapore: Centre for Urban Greenery and Ecology.
- Chirarattananon, S., & Taveekun, J. (2004). An OTTV-based energy estimation model for commercial buildings in Thailand. *Energy and Buildings*, 36(7), 680–689.
- Chua, K. J., & Chou, S. K. (2010a). An ETTV-based approach to improving the energy performance of commercial buildings. *Energy and Buildings*, 42(4), 491–499.
- Chua, K. J., & Chou, S. K. (2010b). Energy performance of residential buildings in Singapore. *Energy*, 35(2), 667–678.
- CIBSE. *Energy Assessment and Reporting Methodology: Office Assessment Method, United Kingdom: CIBSE TM 22.2006*.
- Coma, J., Pérez, G., de Gracia, A., Burés, S., Urrestarazu, M., & Cabeza, L. F. (2017). Vertical greenery systems for energy savings in buildings: A comparative study between green walls and green facades. *Building and Environment*, 111, 228–237.
- Conejos, S. M. A. (2020). *How To Design A High-Rise Vertical Greenery System In The Tropics*. Retrieved on October 19, 2020, from [shorturl.at/sADW6](http://shorturl.at/sADW6)
- Coser, E., Moritz, V. F., Krenzinger, A., & Ferreira, C. A. (2015). Development of paints with infrared radiation reflective properties. *Polimeros*, 25(3), 305–310
- Dahanayake, K. C., & Chow, C. L. (2019). Passive Energy Performance of Vertical Greenery Systems (VGS) Under Different Climatic Conditions. *Sustainability in Energy and Buildings*, 131, 277–286.
- Dareeju, B. S. S. S., Meegahage, J. N., & Halwatura, R. U. (2011). Indoor Thermal Performance of Green Roof in a Tropical Climate. *International Conference on Building Resilience*. July 2011.
- De Masi, R. F., de Rossi, F., Ruggiero, S., & Vanoli, G. P. (2019). Numerical optimization for the design of living walls in the Mediterranean climate.



PTTA UTHM  
PERPUSTAKAAN TUN AMINAH

*Energy Conversion and Management*, 195, 573–586.

Department of Statistics Malaysia (2020). *Quarterly Construction Statistics, Fourth Quarter 2020*. Putrajaya, Malaysia: Department of Statistics Malaysia.

Deringer, J. J., Busch, J. F., Hall, J., Kannan, K. S., Levine, M., Ayub, A. C., & Turiel, I. (1987). *Energy and economic analysis in support of energy conservation standards for new commercial buildings in Malaysia. ASHRAE Far East Conference on Air-conditioning in Hot Climate Singapore*. California, USA.

Devgan, S., Jain, A. K., & Bhattacharjee, B. (2010). Predetermined overall thermal transfer value coefficients for Composite, Hot-Dry and Warm-Humid climates. *Energy and Buildings*, 42(10), 1841–1861.

Di Giuseppe, E., & D’Orazio, M. (2015). Assessment of the effectiveness of cool and green roofs for the mitigation of the Heat Island effect and for the improvement of thermal comfort in Nearly Zero Energy Building. *Architectural Science Review*, 58(2), 134–143.

Djamila, H., Chu, C. M., & Kumaresan, S. (2014). Effect of humidity on thermal comfort in the humid tropics. *Journal of building construction and planning research*, 2(02), 109.

Djamila, H., Ming, C. C., & Kumaresan, S. (2015). Investigation on hourly and monthly thermal comfort in the humid tropics of Malaysia. *Buildings*, 5(3), 1025–1036.

Djamila, H., Rajin, M., & Rizalman, A. N. (2018). Energy efficiency through building envelope in Malaysia and Singapore. *Journal of Advanced Research in Fluid Mechanics and Thermal Sciences*, 46(1), 96–105.

Dunnett, N., Nagase, A., & Hallam, A. (2008). The dynamics of planted and colonising species on a green roof over six growing seasons 2001–2006: influence of substrate depth. *Urban Ecosystems*, 11(4), 373–384.

Ee, L. C., & Danesh, Z. A. (2016). Construction Methods Commonly Used for Affordable Housing in Malaysia. *INTI International University INTI Journal Special Edition-Built Environment*, 1–3.

Emmanuel, R., & Rogithan, R. (2002). How energy efficient is the EEBC? evaluation based on a simulated office building. *Built-Environment Sri Lanka*, 3(1), 31–37.

Energy Commission (2018). *National Energy Balance 2018*. Putrajaya, Malaysia:

- Suruhanjaya Tenaga (Energy Commission).
- Energy Efficiency in Buildings (2009). World Business Council for Sustainable Development (WBCSD) news on Energy Efficiency in Buildings. Retrieved January 24, 2021, from <https://www.wbcd.org/>
- Energy Commission (2016). *Peninsular Malaysia Electricity Supply Industry Outlook 2016*. Putrajaya: Malaysia.
- Eumorfopoulou, E., & Aravantinos, D. (1998). The contribution of a planted roof to the thermal protection of buildings in Greece. *Energy and Buildings*, 27(1), 29–36.
- Farhadian, M., Asl, S. R., & Ghamari, H. (2019). Thermal Performance Simulation of Hydroponic Green Wall in a Cold Climate. *Int. J. Architect. Eng. Urban Plan*, 29, 233–246.
- Farner, T. (1977). *Hydroponic growing system*. U.S. Patent D245,681.
- Ferrante, P., La Gennusa, M., Peri, G., Scaccianoce, G., & Sorrentino, G. (2015). Comparison between conventional and vegetated roof by means of a dynamic simulation. *Energy Procedia*, 78, 2917–2922.
- Francis, R. A., & Lorimer, J. (2011). Urban reconciliation ecology: The potential of living roofs and walls. *Journal of Environmental Management*, 92(6), 1429–1437.
- Fukuzumi, Y. (1996). *Plant growing method for greening wall surfaces*. U.S. Patent 5579603.
- Gardenia (2020). *Plant Types*. Retrieved on October 21, 2020, from <https://www.gardenia.net/plants/plant-types>.
- Gerhardt, C., & Vale, B. (2010). Comparison of resource use and environmental performance of green walls with façade greenings and extensive green roofs. *New Zealand Sustainable Building Conference*. 1-12.
- Gheda, H. (2017). *Modeling and Thermal Optimization of Residential Buildings Using BIM and Based on RTS method: Application to Traditional and Standard House in Sousse City*. Universitat Politècnica De Catalunya :Ph.D's Thesis.
- Gidlöf-Gunnarsson, A., & Öhrström, E. (2007). Noise and well-being in urban residential environments: The potential role of perceived availability to nearby green areas. *Landscape and Urban Planning*, 83(2–3), 115–126.
- Goddard, M. A., Dougill, A. J., & Benton, T. G. (2010). Scaling up from gardens:



PT TAA UTHM  
 PERBIJSTAKAAN TUNKU TUNJAU AMINAH

- biodiversity conservation in urban environments. *Trends in Ecology and Evolution*, 25(2), 90–98.
- Grullón – Penkova, I. F., Zimmerman, J. K., & González, G. (2020). Green roofs in the tropics: design considerations and vegetation dynamics. *Heliyon*, 6(8), 1–8.
- GSA.US. (2011). *The Benefits and Challenges of Green Roofs on Public and Commercial Buildings*. Retrieved on March, 23, 2017 from [shorturl.at/qttvC1](http://shorturl.at/qttvC1)
- Hasan, M. M. (2013). *Investigation of Energy Efficient approaches for the energy performance improvement of commercial buildings*. Queensland University of Technology (QUT). Master's Thesis.
- Hassan, A. S., & Hafeez, M. (2017). Analysis on the OTTV of Modern-Style Apartment Facades in. *Pertanika J. Sci. & Technol.*, 25, 215–226.
- Hays, R. L. (1975). The thermal conductivity of leaves. *Planta*, 125(3), 281–287.
- He, Y., Yu, H., Ozaki, A., Dong, N., & Zheng, S. (2017). A detailed investigation of thermal behavior of green envelope under urban canopy scale in summer : A case study in Shanghai area. *Energy & Buildings*, 148, 142–154.
- Herath, H. M. P. I. K., Halwatura, R. U., & Jayasinghe, G. Y. (2018). Modeling a Tropical Urban Context with Green Walls and Green Roofs as an Urban Heat Island Adaptation Strategy. *In Procedia Engineering* , 212, 691–698.
- Hisham, N. A., Salim, S. A. Z. S., Hagishima, A., Yakub, F., & Saipol, H. F. S. (2020). Statistical analysis of air-conditioning and total load diversity in typical residential buildings. *Bulletin of Electrical Engineering and Informatics*, 10(1), 1–9.
- Hodo-Abalo, S., Banna, M., & Zeghmati, B. (2012). Performance analysis of a planted roof as a passive cooling technique in hot-humid tropics. *Renewable Energy*, 39(1), 140–148.
- Hoelscher, M. T., Nehls, T., Jänicke, B., & Wessolek, G. (2016). Quantifying cooling effects of facade greening: Shading, transpiration and insulation. *Energy and Buildings*, 114, 283–290.
- Holm, D. (1989). Thermal improvement by means of leaf cover on external walls - A simulation model. *Energy and Buildings*, 14(1), 19–30.
- Hopkins, G., & Goodwin, C. (2011). *Living Architecture: Green Roofs and Walls*. Clayton: CSIRO Publishing.
- Hoyano, A. (1988). Climatological uses of plants for solar control and the effects on

- the thermal environment of a building. *Energy and Buildings*, 11(1–3), 181–199.
- Hui, S. C.M. (1997). Overall Thermal Transfer Value (OTTV): How to Improve Its Control in Hong Kong. *Proceedings of the One-Day Symposium on Building, Energy and Environment*, 12–10 to 12–11.
- Hui, S. C. M. (1997). Overall Thermal Transfer Value (OTTV): How to Improve Its Control in Hong Kong. *Proceedings of the One-Day Symposium on Building, ENergy and Environment*, (October), 12-1-11.
- Hui, S. C. M., & Lok, C. (1991). *Overall thermal transfer value (OTTV) - A review*. Hong Kong: Polytechnic.
- Hussin, N. S., Abdullah, M. P., Ali, A. I. M., Hassan, M. Y., & Hussin, F. (2014). Residential electricity time of use (ToU) pricing for Malaysia. *2014 IEEE Conference on Energy Conversion, CENCON 2014*, 429–433.
- Ibrahim, N., Ahmed, A. Z., & Ahmed, S. S. (2004). Wall Envelopes in Office Buildings: Design Trend and Implications on Cooling Load of Buildings. *Built Environment Journal*, 1(2), 18–24.
- Ilhan, B., & Yaman, H. (2016). Green building assessment tool (GBAT) for integrated BIM-based design decisions. *Automation in Construction*, 70(C), 26–37.
- Im, L. P., & Fah, C. Y. (2018). Preference of residential typologies of urban Malaysians. *Planning Malaysia*, 16(3), 171–181.
- Ishak, A., Hassan, Z. N. C., Erdros, N. H., Zamberi, M. H., & Abd Rahman, M. N. (2011). The effect of local climate on urban heat island trend; A case study in urban area of Ipoh and Kuantan. *Malaysian Meteorological Department Report*, (1), 1–35.
- Ismail, A. A., & Zainonabidin, A. (2016). Overall Transfer Thermal Value (OTTV) Index Assessment on 4G11 Tower, Ministry of Women Family and Community Development, Putrajaya, Malaysia. *Malaysian Journal of Sustainable Environment*, 1(1), 106.
- Ismail, A., Abdul Samad, M. H., Rahman, A. M. A., & Yeok, F. S. (2012). Cooling Potentials and CO<sub>2</sub> Uptake of Ipomoea Pes-caprae Installed on the Flat Roof of a Single Storey Residential Building in Malaysia. *Procedia - Social and Behavioral Sciences*, 35, 361–368.
- Ismail, A., Samad, M. H. A., & Rahman, A. M. A. (2011). The investigation of green



roof and white roof cooling potential on single storey residential building in the Malaysian climate. *World Academy of Science, Engineering and Technology*, 76(4), 129–137.

Jaafar, B., Said, I., Reba, M. N. M., & Rasidi, M. H. (2013). Impact of Vertical Greenery System on Internal Building Corridors in the Tropic. *Procedia - Social and Behavioral Sciences*, 105, 558–568.

Jain, R., & Janakiram, T. (2016). *Vertical Gardening: A New Concept of Modern Era*. In C. and T. R. A. N.L.Patel (Ed.), *Commercial Horticulture*. New Delhi: New India Publishing Agency.

Jayalakshmy, M. S., & Philip, J. (2010). Thermophysical properties of plant leaves and their influence on the environment temperature. *International Journal of Thermophysics*, 31(11–12), 2295–2304.

Jim, C. Y. (2017). Green roof evolution through exemplars: Germinal prototypes to modern variants. *Sustainable Cities and Society*, 35(August), 69–82.

Jim, C. Y., & He, H. (2011). Estimating heat flux transmission of vertical greenery ecosystem. *Ecological Engineering*, 37(8), 1112–1122.

Ju, S.-R., & Omar, S. Bin. (2010). A Typology of Modern Housing in Malaysia. In *International Journal of Human Ecology* (Vol. 11, pp. 109–119). Seoul, Korea.

Juliet, D. M., Alfred, B. Y., Obiora, C. G., & Ofonedum, O. L. (2016). Thermal Benefits of Green Roof in the Tropical Region. Case Study of Malaysia. *International Journal of Engineering Research and Technology (IJERT)*, 5(6), 798–808.

Kannan, K. S. (2007). Development of an Energy Rating System for Office Buildings. *Conference on Sustainable Building South East Asia*, (November), 71–76.

Karim, M. A., Hasan, M. M., & Khan, M. I. H. (2019). A simplistic and efficient method of estimating air-conditioning load of commercial buildings in the sub-tropical climate. *Energy and Buildings*, 203.

Kensek, K. (2015). Visual Programming for Building Information Modeling: Energy and Shading Analysis Case Studies. *Journal of Green Building*, 10(4), 28–43.

Kensek, K. M., & Noble, D. E. (2014). *Building Information Modeling: BIM in Current and Future Practice*. United State:Wiley & Sons, Inc.

Khairul, M., Mat, A., Jamil, M., & Kuttler, W. (2013). Thermal Evaluation of Green



- Facade on Opaque Wall. In *The International Conference on Engineering and Built Environment (ICEBE)*, 8.
- Khotbehsara, E. M., Daemei, A. B., & Malekjahan, F. A. (2019). Simulation study of the eco green roof in order to reduce heat transfer in four different climatic zones. *Results in Engineering*, 2, 1-8.
- Kim, H., Asl, M. R., & Yan, W. (2015). Parametric BIM-based Energy Simulation for Buildings with Complex Kinetic Facades. *Ecaade 2015: Real Time - Extending the Reach of Computation*, 1, 657–664.
- Kohler, M. (2008). Green facades-a view back and some visions. *Urban Ecosystems*, 11(4), 423–436.
- Kontoleon, K. J., & Eumorfopoulou, E. A. (2010). The effect of the orientation and proportion of a plant-covered wall layer on the thermal performance of a building zone. *Building and Environment*, 45(5), 1287–1303.
- Kok, K. H., Sidek, L. M., Abidin, M. R. Z., Basri, H., Muda, Z. C., & Beddu, S. (2013). Evaluation of green roof as green technology for urban stormwater quantity and quality controls. In *Institute Of Physics (IOP) Conference Series: Earth and Environmental Science*, 16(1), 1-5.
- Kota, S., Haberl, J. S., Clayton, M. J., & Yan, W. (2014). Building Information Modeling (BIM)-based daylighting simulation and analysis. *Energy and Buildings*, 81, 391–403.
- Koumoudis, S. (2011). *Green wall planting module, support structure and irrigation control system*. U.S. Patent 20110088319.
- Kubota, T., Chyee, D. T. H., & Ahmad, S. (2009). The effects of night ventilation technique on indoor thermal environment for residential buildings in hot-humid climate of Malaysia. *Energy and Buildings*, 41(8), 829–839.
- Kubota, T., Toe, D., & Chyee, H. (2016). Potential of Passive Cooling Techniques for Modern Houses in the Tropical Climate of Malaysia – Analysis of the Indoor Thermal Environment for Various Ventilation Strategies. *International Journal of Ventilation*, 9(1).
- Kumar, S., Khan, A., Bajpai, A., Rao, G. S., Mathur, J., Chamberlain, L., Garg, V. *User Guide Energy Conservation Building Code. User Guide Energy Conservation Building Code, Delhi, India. 2011*
- Kunchornrat, A., Namprakai, P., & du Pont, P. T. (2009). The impacts of climate zones on the energy performance of existing Thai buildings. *Resources*,



PT TARA UTAMA  
PERUSAHAAN TUKU TUN AMINAH

*Conservation and Recycling*, 53 (10), 545-551.

- Lam, J. C., & Hui, S. C. M. (1996). A review of building energy standards and implications for Hong Kong. *Building Research & Information*, 24(3), 131–140.
- Lam, J. C., Tsang, C. L., Li, D. H. W., & Cheung, S. O. (2005). Residential building envelope heat gain and cooling energy requirements. *Energy*, 30(7), 933–951.
- Lam, J. C., Wan, K. K. W., & Yang, L. (2008). Sensitivity analysis and energy conservation measures implications. *Energy Conversion and Management*, 49(11), 3170–3177.
- Lam, J., Hui, S. c., & Chan, A. L. (1993). Overall thermal transfer value control of building envelope design part 1-OTTV limits. *Hong Kong Engineer*, 21(8), 27–31.
- Laurenz, J., Paricio, I., Álvarez, J., Ruiz, F., Alvarez, J., & Ruiz, J. (2005). Natural envelope. The green element as a boundary limit. *The 2005 World Sustainable Building Conference, 2005*, 4593–4660.
- Lazzarin, R. M., Castellotti, F., & Busato, F. (2005). Experimental measurements and numerical modelling of a green roof. *Energy and Buildings*, 37(12), 1260–1267.
- Lee, A., & Greaves, H. (2010). *Green wall system*. W.O. Patent 2010009505A1.
- Lee, D.-K. (2014). Building Integrated Vegetation Systems into the New Sainsbury's Building Based on BIM. *Journal of KIBIM*, 4(2), 25–32.
- Leong, A. V. K. (2009a). MS1525:2007 Clause 5: Building Envelope. *BGI CPD Seminar*. Penang, Malaysia.
- Leong, A. V. K. (2009b). Ms1525:2007 Clause 5: Building Envelope. *BGI CPD Seminar*. Penang, Malaysia.
- Lepp, N. W. (2008). Planting Green Roofs and Living Walls. *Journal of Environment Quality*, 37(6), 2408-2408.
- Li, H., & Malcolm, L. (2010). Measurement of Thermal Performance of Building Envelope - a Comparison of Some International Legislation. *2nd International Conference on Waste Engineering and Management - ICWEM*, (1), 108–121.
- Libessart, L., & Kenai, M. A. (2018). Measuring thermal conductivity of green-walls components in controlled conditions. *Journal of Building Engineering*, 19, 258–265.

- Lim, Y., Seghier, T. E., Harun, M. F., Ahmad, M. H., Samah, A. A., & Majid, H. A. (2019). Computational BIM for Building Envelope Sustainability Optimization, *2nd International Conference on Building Materials and Materials Engineering (ICBMM 2018)*, 4001, 1–6.
- Lim, Y. W., Majid, H. A., Samah, A. A., Ahmad, M. H., Ossen, D. R., Harun, M. F., & Shahsavari, F. (2018). Bim and genetic algorithm optimisation for sustainable building envelope design. *International Journal of Sustainable Development and Planning*, 13(1), 151–159.
- Lim, Y. W., Sediadi, E., Shahsavari, F., & Mohamad Nor Azali, N. F. (2016). Building Information Modelling for Building Energy Efficiency Evaluation. *4th Annual International Conference on Architecture and Civil Engineering (ACE 2016)*, (Ace), 42–48.
- Liu, Z., Wang, Q., Gan, V. J. L., & Peh, L. (2020). Envelope thermal performance analysis based on building information model (BIM) cloud platform - Proposed green mark collaboration environment. *Energies*, 13(3).
- Loh, S., & Stav, Y. (2008). Green a city grow a wall. In R. J. Kennedy (Ed.), *Subtropical Cities 2008 Conference - From Fault-lines to Sight-lines: Subtropical Urbanism in 2020*, Centre for Subtropical Design, Queensland University of Technology, Australia 1–9.
- Lu, L., Ya'acob, M. E., Anuar, M. S., Chen, G., Othman, M. H., Noor Iskandar, A., & Roslan, N. (2020). Thermal analysis of a portable DSSC mini greenhouse for botanical drugs cultivation. *Energy Reports*, 6, 238–253.
- Lundholm, J. T. (2004). Green Roofs and Facades : A Habitat Template Approach, *Urban Habitats* 4(1), 87–101.
- Makris, M., Gerber, D., Carlson, A., & Noble, D. (2013). Informing Design through Parametric Integrated Structural Simulation. In *Computation and Performance: Proceedings of the 31th conference on education and research in computer aided architectural design in Europe (eCAADe 2013)*, 69–78.
- Malys, L., Musy, M., Inard, C., Malys, L., & Inard, C. (2017). Assessment of Direct and Indirect Impacts of Vegetation on Building Comfort: A Comparative Study of Lawns, Green Walls and Green Roofs. *Procedia Environmental Sciences*, 38(1), 603–610.
- Manso, M., & Castro-Gomes, J. J. (2015). Green wall systems: A review of their characteristics. *Renewable and Sustainable Energy Reviews*, 41, 863–871.



PTTA UTM  
PERPUSTAKAAN TUNKU TUNJALINAH

- Mazzali, U., Peron, F., Romagnoni, P., Pulselli, R. M., & Bastianoni, S. (2013). Experimental investigation on the energy performance of Living Walls in a temperate climate. *Building and Environment*, 64, 57–66.
- MMEA (2015). *Eleventh Malaysia Plan. Chapter 6: Pursuing green growth for sustainability and resilience, Rancangan Malaysia Kesebelas (Eleventh Malaysia Plan): 2016-2020*. Putrajaya, Malaysia.
- Mohamed Roseli, Z. A., Lariyah, M. S., Rohani, A., Beecham, S., Ahmad Zafuan, I. Z. A. Z., Devi, P., & Hezrin, H. (2014). *Technical Report Green Roof*. Kuala Lumpur, Malaysia: MSMA Stormwater Management Eco-hydrology at Humid Tropics Centre.
- Mousiadis, T., & Mengana, S. (2016). *Parametric BIM: Energy Performance Analysis Using Dynamo for Revit*. Royal Institute of Technology. Master's Thesis.
- MS1525 (2001). Standard: 1525 Code of Practice on Energy Efficiency and Use of Renewable Energy for Non-residential Buildings. Malaysia.
- MS1525 (2007). MS 1525:2007 Code of Practice on Energy Efficiency and Use of Renewable Energy for Non-Residential Buildings. *Kuala Lumpur: SIRIM Berhad*.
- MS1525 (2014). *Energy Efficiency and Use of Renewable Energy for Non Residential Buildings Code of Practice*. Selangor, Malaysia.
- MS2680 (2017). *Energy Efficiency and use of Renewable Energy for Residential Buildings - Code of Practice*. Shah Alam, Malaysia.
- Mukherjee, S. (2013). *A parametric study of the thermal performance of green roofs through energy modeling*. University of Southern California. Master's Thesis.
- Natephra, W., Yabuki, N., & Fukuda, T. (2018). Optimizing the evaluation of building envelope design for thermal performance using a BIM-based overall thermal transfer value calculation. *Building and Environment*, 136(November 2017), 128–145.
- Newton, J. (2007). *Building Greener: Guidance on the Use of Green Roofs, Green Walls and Complementary Features on Buildings*. California, USA: Construction Industry Research & Information Association (CIRIA).
- Niachou, A., Papakonstantinou, K., Santamouris, M., Tsangrassoulis, A., & Mihalakakou, G. (2001). Analysis of the green roof thermal properties and

investigation of its energy performance. *Energy and Buildings*, 33(7), 719–729.

Nikpour, M., Zin, M., Ghomeshi, M., Moeinzadeh, N., & Ghasemi, M. (2011). Investigating the Effectiveness of Self-Shading Strategy on Overall Thermal Transfer Value and Window Size in High Rise Buildings. *International Journal of Civil and Environmental Engineering*, 3(2), 111–116.

Nikpour, M., Kandar, M. Z., Ghasemi, M., Ghomeshi, M., & Safizadeh, M. R. (2012). Heat transfer reduction using self shading strategy in energy commission building in Malaysia. *Journal of Applied Sciences*, 12(9), 897–901.

NParks (2013). *Zoysia japonica* Steud. Retrieved January 7, 2019, from [shorturl.at/gSD46](http://shorturl.at/gSD46)

Nyuk Hien, W., Puay Yok, T., & Yu, C. (2007). Study of thermal performance of extensive rooftop greenery systems in the tropical climate. *Building and Environment*, 42(1), 25–54.

Oberndorfer, E., Lundholm, J., Bass, B., Coffman, R. R., Doshi, H., Dunnett, N., Rowe, B. (2007). Green Roofs as Urban Ecosystems: Ecological Structures, Functions, and Services. *BioScience*, 57(10), 823.

Olivieri, F., Di Perna, C., D'Orazio, M., Olivieri, L., & Neila, J. (2013). Experimental measurements and numerical model for the summer performance assessment of extensive green roofs in a Mediterranean coastal climate. *Energy and Buildings*, 63, 1–14.

Oluwafeyikemi, A., & Julie, G. (2015). Evaluating the Impact of Vertical Greening Systems on Thermal Comfort in Low Income residences in Lagos, Nigeria. *Procedia Engineering*, 118, 420–433.

Onmura, S., Matsumoto, M., & Hokoi, S. (2001). Study on evaporative cooling effect of roof lawn gardens. *Energy and Buildings*, 33(7), 653–666.

Othman, J., Azhar, I., & Azlan, A. (2018). Assessing Plant Selections for Vertical Greenery System on. *Journal of Architecture, Planning & Construction Management*, 8(2), 58–67.

Ottel , M. (2011). *The Green Building Envelope: Vertical Greening*. Department of Materials and Environment. Delf University of Technology: Ph.D's Thesis.

Ottel , M., & Perini, K. (2017). Comparative experimental approach to investigate the thermal behaviour of vertical greened faades of buildings. *Ecological*

*Engineering*, 108(July), 152–161.

- Ouldboukhitine, S. E., Belarbi, R., Jaffal, I., & Trabelsi, A. (2011). Assessment of green roof thermal behavior: A coupled heat and mass transfer model. *Building and Environment*, 46(12), 2624–2631.
- Pan, X. C., & Xiao, Y. X. (2014). Simulation Analysis of Building Green Facade Eco-Effect. *Applied Mechanics and Materials*, 548, 1701–1705.
- Pérez, G., Rincón, L., Vila, A., González, J. M., & Cabeza, L. F. (2011). Green vertical systems for buildings as passive systems for energy savings. *Applied Energy*, 88(12), 4854–4859.
- Perini, K., & Ottelè, M. (2012). Vertical greening systems: Contribution to thermal behaviour on the building envelope and environmental sustainability. *WIT Transactions on Ecology and the Environment*, 165, 239–250.
- Perini, K., Ottelè, M., Fraaij, A. L. A., Haas, E. M., & Raiteri, R. (2011). Vertical greening systems and the effect on air flow and temperature on the building envelope. *Building and Environment*, 46(11), 2287–2294.
- Peron, F., De Maria, M. M., Spinazzè, F., & Mazzali, U. (2015). An analysis of the urban heat island of Venice mainland. *Sustainable Cities and Society*, 19, 300–309.
- Ponniran, A., Nur Azura, M., & Joret, A. (2012). Electricity Profile Study for Domestic and Commercial Sectors. *International Journal of Integrated Engineering*, 4(3), 8–12.
- Rahman, A. M., Yeok, F. S., & Amir, A. F. (2011). The building thermal performance and carbon sequestration evaluation for psophocarpus tetragonobulus on biofacade wall in the tropical environment. *International Journal of Environmental and Ecological Engineering*, 5(4), 206–214.
- Rahmani Asl, M., Stoupine, A., Zarrinmehr, S., & Yan, W. (2015). Optimo: A BIM-based Multi-Objective Optimization Tool Utilizing Visual Programming for High Performance Building Design. *eCAADe 33 - BIM - Applied*, 1, 673–682.
- Rakotondramiarana, H., Ranaivoarisoa, T., & Morau, D. (2015). Dynamic Simulation of the Green Roofs Impact on Building Energy Performance, Case Study of Antananarivo, Madagascar. *Buildings*, 5(2), 497–520.
- Ramachanderan, S. S., Venkiteswaran, V. K., & Chuen, Y. T. (2017). Carbon (CO<sub>2</sub>) Footprint Reduction Analysis for Buildings through Green Rating Tools in Malaysia. *In Energy Procedia*, 105, 3648–3655.



PTTA UTHM  
 PERPUSTAKAAN TEKNIK TUN AMINAH

- Rashid, R., & Bin Ahmed, H. (2009). Thermal Performance of Rooftop Greenery system in Tropical Climate of Malaysia. *Journal of Architecture and Built Environmental*, 37(1), 41–50.
- Riley, B. (2017). The state of the art of living walls: Lessons learned. *Building and Environment*, 114, 219–232.
- Rohdin, P., Molin, A., & Moshfegh, B. (2014). Experiences from nine passive houses in Sweden - Indoor thermal environment and energy use. *Building and Environment*, 71, 176–185.
- Sadafi, N., Salleh, E., Haw, L. C., & Jaafar, Z. (2011). Evaluating thermal effects of internal courtyard in a tropical terrace house by computational simulation. *Energy and Buildings*, 43(4), 887–893.
- Safikhani, T., Abdullah, A. M., Ossen, D. R., & Baharvand, M. (2014). Thermal impacts of vertical greenery systems. *Environmental and Climate Technologies*, 14(1), 5–11.
- Safikhani, T., & Baharvand, M. (2017). Evaluating the effective distance between living walls and wall surfaces. *Energy and Buildings*, 150, 498–506.
- Saidur, R. (2009). Energy consumption, energy savings, and emission analysis in Malaysian office buildings. *Energy Policy*, 37(10), 4104–4113.
- Saidur, R., Hasanuzzaman, M., Hasan, M. M., & Masjuki, H. H. (2009). Overall thermal transfer value of residential buildings in Malaysia. *Journal of Applied Sciences*, 9(11), 2130–2136.
- Saidur, R., Masjuki, H. H., & Jamaluddin, M. Y. (2007). An application of energy and exergy analysis in residential sector of Malaysia. *Energy Policy*, 35(2), 1050–1063.
- Sailor, D. J. (2008). A green roof model for building energy simulation programs. *Energy and Buildings*, 40(8), 1466–1478.
- Santamouris, M. (2014). Cooling the cities - A review of reflective and green roof mitigation technologies to fight heat island and improve comfort in urban environments. *Solar Energy*, 103, 682–703.
- Santamouris, M., Pavlou, C., Doukas, P., Mihalakakou, G., Synnefa, A., Hatzibiros, A., & Patargias, P. (2007). Investigating and analysing the energy and environmental performance of an experimental green roof system installed in a nursery school building in Athens, Greece. *Energy*, 32(9), 1781–1788.
- Scurlock, J. M. O., Asner, G. P., & Gower, S. T. (2001). *Worldwide Historical*



PTTA UTHM  
 PERPUSTAKAAN TUN AMINAH

- Estimates of Leaf Area Index, 1932–2000*. Tennessee: Department of Energy.
- Seghier, T. E., Ahmad, M. H., Yaik Wah, L., & Harun, M. F. (2020). Data Management Using Computational Building Information Modeling for Building Envelope Retrofitting. In R. Roggema & A. Roggema (Eds.), *Smart and Sustainable Cities and Buildings*. 207–218.
- Seghier, T. E., Lim, Y. W., & Ahmad, M. H. (2019). Automation of Building Envelope Thermal Performance Assessment Using Computational BIM. *Mgbc.Org.My*, 93–98.
- Seghier, T. E., Lim, Y. W., Ahmad, M. H., & Samuel, W. O. (2017). Building Envelope Thermal Performance Assessment Using Visual Programming and BIM, based on ETVV requirement of Green Mark and GreenRE. *International Journal of Built Environment and Sustainability*, 4(3), 227–235.
- Sheng, W., Zhang, L., & Ridley, I. (2020). The impact of minimum OTTV legislation on building energy consumption. *Energy Policy*, 136(October 2019), 111075.
- Sheweka, S., & Magdy, N. (2011). The living walls as an approach for a healthy urban environment. *Energy Procedia*, 6, 592–599.
- Shiah, Kevin; Kim, J. (2011). *An Investigation into the Application of Vertical Garden at the New SUB Atrium*. University of British Columbia.
- Siculus, D. (2009). Hanging Gardens of Babylon. In *Ancient History Encyclopedia*. 20-2.
- Siew, Z. B., Chin, C. M., & Sakundarini, N. (2019). Designing a Guideline for Green Roof System in Malaysia. *Journal Clean WAS (JCleanWAS)*, 3(2), 5–10.
- Skelhorn, C., Lindley, S., & Levermore, G. (2014). The impact of vegetation types on air and surface temperatures in a temperate city: A fine scale assessment in Manchester, UK. *Landscape and Urban Planning*, 121, 129–140.
- Snodgrass, E. C., & Snodgrass, L. L. (2006). *Green Roof Plants: A Resource and Planting Guide*. Portland, USA: Timber Press.
- Solera Jimenez, M. (2018). Green walls: a sustainable approach to climate change, a case study of London. *Architectural Science Review*, 61(1–2), 48–57.
- Stec, W. J., Paassen, A. H. C. Van, & Maziarz, A. (2005). Modelling the double skin façade with plants. *Energy & Buildings*, 37, 419–427.
- Steel, A. (2013). *Stainless Steel Grade Datasheet*. Sydney.
- Stine, D. (2017). Dynamic Energy Optimization with Revit and and Insight 360. *The*



*Minnesota Conference on Architecture*.2017.

- Sukri, A., Yusri, M., Abdullah, H., Rahman, H. A., Majid, M. S., & Bandi, M. (2012). Energy Efficiency Measurements in a Malaysian Public University. *2012 IEEE International Conference on Power and Energy (PECon), December 2012*, 2–5.
- Sulaiman, M. K. A. M., Jamil, M., Zain, M. F. M., Kuttler, W., & Shahidan, M. F. (2013a). Shading performance of tropical climbing plant: *Anemopaegma chamberlaynii* on green façade. *International Sustainable Tropical Environmental Design Conference 2013 (SusTED'13)*, (December), 18–19.
- Sulaiman, M. K. A. M., Jamil, M., Zain, M. F. M., Kuttler, W., & Shahidan, M. F. (2013b). Thermal Evaluation of Green Facade on Opaque Wall. In *The International Conference on Engineering and Built Environment (ICEBE)*, 8.
- Susca, T., Gaffin, S. R., & Dell'Osso, G. R. (2011). Positive effects of vegetation: Urban heat island and green roofs. *Selected Papers from the Conference Urban Environmental Pollution: Overcoming Obstacles to Sustainability and Quality of Life (UEP2010), 20-23 June 2010, Boston, USA, 159(8–9)*, 2119–2126.
- Taib, N., Abdullah, A., Fadzil, S. F. S., & Yeok, F. S. (2010). An assessment of thermal comfort and users' perceptions of landscape gardens in a high-rise office building. *Journal of Sustainable Development*, 3(4), 153.
- Taib, N., & Prihatmanti, R. (2018). Optimising balcony for green spaces: Application of edible biofaçade on urban high-rise setting. *Planning Malaysia*, 16(4), 92–103.
- Tan, C. L., Wong, N. H., & Jusuf, S. K. (2014). Effects of vertical greenery on mean radiant temperature in the tropical urban environment. *Landscape and Urban Planning*, 127, 52–64.
- Tan, H., Hao, X., Long, P., Xing, Q., Lin, Y., & Hu, J. (2020). Building envelope integrated green plants for energy saving. *Energy Exploration and Exploitation*, 38(1), 222–234.
- Tan, P. Y., & Sia, A. (2008). *A Selection of Plants for Green Roofs in Singapore*. 2nd ed. Singapore: National Parks Board.
- Tang, M., & Zheng, X. (2019). Experimental study of the thermal performance of an extensive green roof on sunny summer days. *Applied Energy*, 242(June 2018), 1010–1021.

- Thamm, B. (2016). OTTV in UBBL & How OTTV Applies to Building Envelope. *MGBC Northern Chapter Seminar 2016*, 1-52.
- TNB (2020). Tariff Rates for Domestic Consumer. Retrieved on September 28, 2020, from [shorturl.at/cgmJZ](http://shorturl.at/cgmJZ)
- Toe, D. H. C. (2013a). Application of Passive Cooling Techniques to Improve Indoor Thermal Comfort of Modern Urban Houses in Hot- Humid Climate of Malaysia, *Procedia - Social and Behavioral Sciences*, (September), 1–244.
- Toe, D. H. C. (2013b). Passive Cooling Techniques to Improve Indoor Thermal Comfort of Modern Urban Houses in Hot-Humid Climate of Malaysia. Hiroshima University. Ph.D's Thesis.
- Tsai, Y. C. (2012). *Upright planting apparatus*. U.S. Patent 8296997.
- Urriola, H. (2011). *Vertical wall garden*. U.S. Patent 20110094153.
- Vandezande, J., & Krygiel, E.. *Mastering Autodesk Revit Architecture 2016: Autodesk Official Press*. U.S.A: John Wiley & Sons. 2015.
- Victorero, F., Vera, S., Bustamante, W., Tori, F., Bonilla, C., Gironás, J., & Rojas, V. (2015). Experimental study of the thermal performance of living walls under semiarid climatic conditions. In *Energy Procedia*, 78, 3416–3421.
- Wahba, S. M., Kamel, B. A., Nassar, K. M., & Abdelsalam, A. S. (2018). Effectiveness of Green Roofs and Green Walls on Energy Consumption and Indoor Comfort in Arid Climates. *Civil Engineering Journal*, 4(10), 2284.
- Wong, I., & Baldwin, A. N. (2016). Investigating the potential of applying vertical green walls to high-rise residential buildings for energy-saving in sub-tropical region. *Building and Environment*, 97, 34–39.
- Wong, J. K.-W., & Kuan, K.-L. (2014). Implementing “BEAM Plus” for BIM-based sustainability analysis. *Automation in Construction*, 44, 163–175.
- Wong, N. H., Chen, Y., Ong, C. L., & Sia, A. (2003). Investigation of thermal benefits of rooftop garden in the tropical environment. *Building and Environment*, 38(2), 261–270.
- Wong, N. H., Cheong, D. K. W., Yan, H., Soh, J., Ong, C. L., & Sia, A. (2003). The effects of rooftop garden on energy consumption of a commercial building in Singapore. *Energy and Buildings*, 35(4), 353–364.
- Wong, N. H., Kwang Tan, A. Y., Chen, Y., Sekar, K., Tan, P. Y., Chan, D., ... Wong, N. C. (2010). Thermal evaluation of vertical greenery systems for building walls. *Building and Environment*, 45(3), 663–672.

- Wong, N. H., Tan, A. Y. K., Tan, P. Y., Sia, A., & Wong, N. C. (2010). Perception Studies of Vertical Greenery Systems in Singapore. *Journal of Urban Planning and Development*, 136(4), 330–338.
- Wong, N. H., Tan, A. Y. K., Tan, P. Y., & Wong, N. C. (2009). Energy simulation of vertical greenery systems. *Energy and Buildings*, 41(12), 1401–1408.
- Wu, W. (2010). *Integrating building information modeling and green building certification*. University of Florida: Ph.D's Thesis.
- Yik, F. W. H., & Wan, K. S. Y. (2005). An evaluation of the appropriateness of using overall thermal transfer value (OTTV) to regulate envelope energy performance of air-conditioned buildings. *Energy*, 30.
- Yoshimi, J., & Haltan, H. (2011). Thermal Simulations on the Effects of Vegetated Walls on Indoor Building Environments. In *12th Conference of International Building Performance Simulation Association*. 1438–1443.
- Zaid, S. M., Perisamy, E., Hussein, H., Myeda, N. E., & Zainon, N. (2018). Vertical Greenery System in urban tropical climate and its carbon sequestration potential: A review. *Ecological Indicators*, 91(January 2017), 57–70.
- Zakaria, M. A., Kubota, T., & Toe, D. H. C. (2015). The Effects of Courtyards on Indoor Thermal Conditions of Chinese Shophouse in Malacca. In *Procedia Engineering*, 121, 468–476.
- Zhang, G., He, B. J., Zhu, Z., & Dewancker, B. J. (2019). Impact of morphological characteristics of green roofs on pedestrian cooling in subtropical climates. *International Journal of Environmental Research and Public Health*, 16(2), 179.
- Zhang, X., Shen, L., Tam, V. W. Y., & Lee, W. W. Y. (2012). Barriers to implement extensive green roof systems: A Hong Kong study. *Renewable and Sustainable Energy Reviews*, 16(1), 314–319.
- Zingre, K. T., Wan, M. P., & Yang, X. (2015). A new RTTV (roof thermal transfer value) calculation method for cool roofs. *Energy*, 81, 222–232.
- Ziogou, I., Michopoulos, A., Voulgari, V., & Zachariadis, T. (2018). Implementation of green roof technology in residential buildings and neighborhoods of Cyprus. *Sustainable Cities and Society*, 40(December 2017), 233–243.

