

Sains Malaysiana 47(5)(2018): 1017–1023
<http://dx.doi.org/10.17576/jsm-2018-4705-18>

Radiological Dose Assessment of Natural Radioactivity in Malaysian Tiles Using Resrad-Build Computer Code

(Penilaian Dos Sinaran Keradioaktifan Tabii dalam Jubin di Malaysia Menggunakan Kod Komputer Resrad-Build)

AZNAN FAZLI ISMAIL*, SHITTU ABDULLAHI, SUPIAN SAMAT
& MUHAMAD SAMUDI YASIR

ABSTRACT

This research reports the annual effective dose of dwellers based on the finding of natural radioactivity concentrations in Malaysian tiles. A total of 30 tiles samples obtained from the manufacturer or bought directly from local hardware store. Natural radioactivity was analyzed using gamma spectrometry system for 12 h counting times. The activity concentration of ^{226}Ra , ^{232}Th , and ^{40}K in the analyzed samples ranged from 37.50 – 158.05 Bq kg⁻¹, 42.22 – 80.19 Bq kg⁻¹ and 349.46 – 750.18 Bq kg⁻¹, respectively. The determined radium equivalent activity was below than the recommended limit of 370 Bq kg⁻¹. The external dose received by dwellers due to natural radionuclides in tiles were projected for 1, 5, 10, 20 and 50 years through six exposure pathways using Resrad-build computer code. The results showed that the annual effective dose received by dwellers increased for the investigated timelines but still lower than the annual recommended limit of 1500 μSv . The simulation result also indicates that radon gas was the primary radiation exposure which contributes 80-94 % from the total radiation exposure to dwellers.

Keyword: Annual effective dose; natural radionuclides; Resrad-Build computer code; tiles

ABSTRAK

Kajian ini melaporkan kadar dos yang diterima oleh penghuni bangunan berdasarkan kepekatan radionuklid tabii dalam jubin di Malaysia. Sebanyak 30 sampel jubin telah diperolehi daripada pengeluar atau dibeli secara terus daripada kedai. Kepekatan aktiviti radionuklid tabii dianalisis menggunakan sistem spektrometri sinar gama dengan masa pembilangan selama 12 jam. Kepekatan aktiviti ^{226}Ra , ^{232}Th , dan ^{40}K dalam sampel masing-masing berada dalam julat 37.50 – 158.05 Bq kg⁻¹, 42.22 – 80.19 Bq kg⁻¹ dan 349.46 – 750.18 Bq kg⁻¹. Nilai aktiviti kesetaraan radium yang ditentukan adalah di bawah had yang disyorkan iaitu 370 Bq kg⁻¹. Dos dedahan tahunan yang diterima oleh penghuni bangunan berpunca daripada radionuklid tabii dalam jubin telah ditentukan menggunakan kod komputer Resrad-build bagi 1, 5, 10, 20 dan 50 tahun melalui enam laluan dedahan. Keputusan kajian mendapati kadar dos dedahan tahunan yang diterima oleh penghuni meningkat bagi tempoh masa yang dikaji tetapi masih rendah daripada had dos tahunan yang dicadangkan iaitu 1500 μSv . Hasil simulasi juga menunjukkan gas radon adalah sumber dedahan sinaran utama yang menyumbang 80-94% daripada jumlah dedahan sinaran kepada penghuni bangunan.

Kata kunci: Dos dedahan tahunan; jubin; kod komputer Resrad-build; radionuklid tabii

INTRODUCTION

Studies of natural radiation background considered relevant because it is the primary source of exposure to human kind. About 90% of radiation exposures come from natural sources such as terrestrial radiation, cosmic radiation, and radon gas. The exposure of the public to natural radiation sources has been estimated to result in an annual effective dose equivalent of 2.4 mSv (UNSCEAR 2000). The building material is one of the sources or radiation exposures to dwellers. Knowledge of radiation levels in buildings is clearly of fundamental importance in the assessment of population exposure, as the majority of individuals spend most time indoors. Building materials can cause significant gamma dose indoors, due to their natural radionuclide content (Trevisi et al. 2012). Though

building materials act as radiation attenuator from outdoor radiation, they also contribute to the radiation dose to dwellers, if the building materials used contain a high concentration of natural radioactivity. For this reason, there are many research which reports the natural radionuclide content of building materials over the world. Various studies carried out by other researchers showed that the indoor dose rate would accordingly elevate to the natural radioactivity concentration in building materials (Al-Zahrani 2017; Nisha et al. 2016; Raghu et al. 2017; Senthilkumar et al. 2014; Trevisi et al. 2012). In addition to that, the knowledge on the level of natural radioactivity in building materials is imperative to assess the possible radiological hazard to dwellers and to develop standard and guidelines for the local authority.

The decorative building materials such as ceramic tiles are popular decorative building materials worldwide due to its reasonable cost. These tiles can be utilized to designs floors, walls, counter tops, fireplaces and walkways. Besides its aesthetic function as a design component, tiles also used as special function as finishing building material. The fabrication of ceramic tiles involves a mixture of materials such as clay, kaolin and silica that has been pressed before heated at high temperature. The quantity of each material in the portion of the tiles is different depending on their function as base materials, as a coloring agent and for other properties. The tiles might be glazed or left unglazed depending on demand. Usually, zircon was used as glazed material in the production of tiles. The presence of zircon in glazed significantly increase the level of natural radioactivity in building material (Righi & Bruzzi 2006; Turhan et al. 2011; Xinwei 2004).

Therefore, this research aimed to determine the level of the natural radionuclide in tiles and the associated radiological hazard. The radiation dose due to the application of tiles as building materials were also investigated up to 100 years to evaluate the long-term radiological effect.

EXPERIMENTAL DETAILS

SAMPLING AND SAMPLE PREPARATION

Samples were obtained from manufacturers or bought directly from local hardware stores. Samples were dried in the oven for 48 h at 105°C until constant weight achieved. Samples were left to cool at room temperature before being sieved with 500 µm sieve to ensure the homogeneity of the samples. About 400 - 420 g of samples were filled into acrylic counting bottles to produce the same geometry as the certified reference materials used in this study. Radioactivity measurements were carried out in the air tight acrylic counting bottles to prevent the release of radon gas. Prior to counting, samples were kept for 30 days to attain secular equilibrium between the parent's radionuclide (^{238}U and ^{232}Th) and their progeny. During the measurements, the counting bottles were placed on the top of the detector to increase the probability of gamma energy detection, since the activities of natural radioactivity are usually low.

DETERMINATION OF NATURAL RADIOACTIVITY

Natural radioactivity in these samples was determined for 12 h using a gamma spectrometry system with a High-purity Germanium (HPGe) detector coupled to multi channel analyzer. The diameter and length of the HPGe crystal were 50 mm and 31 mm, respectively. The HPGe has enclosed inside a Canberra -747 shielding which constructed with 100 mm thickness lead coated with 1 and 1.6 mm of tin and copper, respectively, to provide a low background environment. Gamma spectrometry system was setup to detect an upper limit of 3000 keV photon energy in 16384 channels at a conversion gain of 0.183 keV channel⁻¹. Analog pulse was fed into an AFT model 2025 spectroscopy main

amplifier operating with a 4 µs shaping time. Gamma energy photopeak spectrums were searched and identified using Genie-2000 software supplied Canberra. Energy resolution for the 1332.5 keV energy photopeak was 1.80 keV, while the relative efficiency of the detector was 30%. The gamma spectrometry system was calibrated using a mixture of ^{22}Na , ^{51}Cr , ^{57}Co , ^{60}Co , ^{85}Sr , ^{88}Y , ^{109}Cd , ^{113}Sn , ^{137}Cs , $^{123\text{m}}\text{Te}$ and ^{241}Am radionuclides. The activity concentration of ^{226}Ra (^{238}U series) was determined through 351.9 keV (^{228}Ac) and 1764.5keV (^{214}Bi) energy photopeaks, while ^{232}Th were determined through 911.2 keV (^{228}Ac) and 2614.5 keV (^{208}Tl). The activity concentrations of ^{40}K were determined through 1460.3 keV energy photopeaks. The counting errors were quoted at 1-sigma absolute. IAEA Soil-375 was used as certified reference material in this study. Natural radionuclide concentrations were determined using the equation as reported earlier (Aznan et al. 2010; Majid et al. 2013):

$$W_s = \frac{M_m \times A_s}{M_s \times A_m} \times W_m \quad (1)$$

where W_s and W_m are radionuclide concentrations for sample and reference material in Bq kg⁻¹; M_s and M_m are sample and reference material mass (g); while A_s and A_m are activity (net count per second, cps) for sample and reference material, respectively.

RADIOLOGICAL HAZARD INDEX

Radium equivalent was used to estimate radiological hazard index. The significance of ^{226}Ra , ^{232}Th , and ^{40}K concentrations, with respect to radiation exposure, was defined in terms of radium equivalent activity (Ra_{eq}) in Bq kg⁻¹. Ra_{eq} was calculated using the following equation (Almayahi et al. 2012; Baretka & Matthew 1985):

$$Ra_{eq} = C_{Ra} + 1.47C_{Th} + 0.077C_K \quad (4)$$

where C_{Ra} , C_{Th} , and C_K are the activity concentration of ^{226}Ra , ^{232}Th and ^{40}K in Bq kg⁻¹, respectively. This equation is based on the estimation that 10 pCi g⁻¹ of ^{226}Ra , 7 pCi g⁻¹ of ^{232}Th and 130 pCi g⁻¹ ^{40}K will produce the same gamma dose rate (Almayahi et al. 2012; Baretka & Matthew 1985). The value of Ra_{eq} should be less than 370 Bq kg⁻¹ for building material as recommended by NEA-OECD (1979).

RADIOLOGICAL DOSE ASSESSMENT

Radiological dose assessment was calculated using Resrad-Build 3.4 computer code developed by Argonne National Laboratory. Resrad-Build computer code is a pathway analysis designed to evaluate the potential radiological dose incurred by an individual who works or lives in a building contaminated with radioactive material. In this study, the radiation aspect was from the ceramic tiles that covered the whole room floor area. The radiological risk was estimated for 1, 5, 10, 20 and 50 years for dwellers. Exposure duration was set up to annual (365 days) with

an indoor fraction of 0.8 since most of the people spent 80% of their daily times in the building. For the room modeling, standard single room geometries with an area of 54 m². The wall thickness was set to 13 cm. The material density and the daily inhalation rate were set at 2.4 g cm⁻³ and 20 m³, respectively. Default values of deposition velocity, resuspension rate, and air exchange rate were 0.01 m s⁻¹, 5×10⁻⁷ s⁻¹ and 0.8 h⁻¹, respectively. For the source parameters, the tiles were categorized as volume source with the direction of the radiation was going upward from the floor surface (Z direction) with the thickness of 0.7 cm.

RESULTS AND DISCUSSION

NATURAL RADIONUCLIDE CONCENTRATIONS

The measured activity concentrations of ²²⁶Ra, ²³²Th, and ⁴⁰K in 30 tiles samples along with radium equivalent

activity are shown in Table 1. The activity concentration of ²²⁶Ra, ²³²Th and ⁴⁰K in tiles samples were found to be in the range of 37.5 ± 0.3 - 158.1 ± 3.6 Bq kg⁻¹, 42.2 ± 0.1- 80.2 ± 2.1 Bq kg⁻¹ and 349.5 ± 25.0 - 750.18 ± 7.15 Bq kg⁻¹, respectively. As shown in Figure 1, the activity concentrations of ²²⁶Ra, ²³²Th, and ⁴⁰K in all samples were measured to be higher than the average world values as reported by UNSCEAR (2000) which were 35 Bq kg⁻¹, 30 Bq kg⁻¹ and 400 Bq kg⁻¹, respectively. Also, these activity concentrations of exceeding the values reported in a previous study conducted in Malaysia (Yasir et al. 2007). Several factors might contribute the concentration of natural radionuclides in tiles such as the selection of raw materials and the addition of glazes on tiles surface. For example, the previous study reported that glazes on tiles surface contain the highest activity concentrations of natural radionuclides compared to other materials in ceramic tiles (Thomas 2000). In addition to that, the used

TABLE 1. Activity concentrations of ²²⁶Ra, ²³²Th, and ⁴⁰K and radium equivalent (Ra_{eq}) in Malaysia tiles

Sample ID	Activity concentration (Bqkg ⁻¹)			Raeq (Bqkg ⁻¹)
	²²⁶ Ra	²³² Th	⁴⁰ K	
1	48.07 ± 0.65	91.55±3.27	658.76±16.80	200.17 ± 5.08
2	81.73 ± 2.98	51.67±0.92	578.56±10.25	146.0 ± 2.02
3	37.50 ± 0.33	53.28±0.6	419.59±3.0	190.91 ± 2.02
4	54.95 ± 0.72	57.36±0.85	700.35±1.12	230.26±2.39
5	89.49 ± 0.35	66.34±1.03	606.02±2.16	211.80±1.93
6	71.19 ± 1.66	66.00±1.17	600.44±18.30	189.41±5.17
7	56.59 ± 1.39	60.10±2.54	608.80±1.88	204.59±6.23
8	79.58 ± 1.09	53.87±3.24	623.05±6.70	163.63±0.17
9	51.29 ± 1.0	42.22±0.13	674.84±8.30	218.47±0.05
10	64.45 ± 1.88	70.43±1.22	696.40±2.42	234.47±1.34
11	88.40 ± 0.01	68.30±0.77	628.66±3.03	157.63±5.32
12	125.56 ± 2.95	56.32 ± 2.59	651.50 ± 12.11	256.26 ± 6.29
13	113.72 ± 6.69	68.18 ± 0.19	500.89 ± 28.58	249.79 ± 7.24
14	122.14 ± 8.65	54.46 ± 4.28	624.4 ± 19.63	248.10 ± 16.08
15	109.64 ± 1.55	74.45 ± 1.76	627.84 ± 12.35	264.45 ± 2.92
16	92.13 ± 9.16	62.51 ± 1.72	640.02 ± 24.01	230.80 ± 7.67
17	158.05 ± 3.63	72.88 ± 3.01	349.46 ± 24.98	289.18 ± 9.50
18	87.78 ± 6.44	70.02 ± 0.62	582.23 ± 11.12	232.74 ± 6.22
19	95.4 ± 8.13	77.10 ± 1.21	750.18 ± 7.15	263.42 ± 10.40
20	72.64 ± 3.49	43.04 ± 3.70	689.94 ± 9.86	187.31 ± 6.61
21	75.51 ± 0.36	43.06 ± 2.47	688.71 ± 29.42	190.12 ± 5.92
22	99.88 ± 8.27	80.19 ± 2.12	728.28 ± 18.57	270.63 ± 8.96
23	99.6 ± 2.91	77.80 ± 2.31	734.02 ± 6.98	267.37 ± 5.52
24	85.2 ± 6.62	60.52 ± 1.55	738.15 ± 14.99	228.58 ± 9.50
25	74.77 ± 3.20	44.92 ± 2.75	677.66 ± 11.55	191.19 ± 3.61
26	132.71 ± 4.56	69.84 ± 4.04	632.31 ± 24.46	281.27 ± 6.42
27	145.74 ± 6.45	73.91 ± 0.47	632.21 ± 3.07	300.11 ± 6.75
28	138.80 ± 5.06	70.88 ± 2.91	672.52 ± 4.46	291.94 ± 1.25
29	72.97 ± 3.59	52.54 ± 2.64	505.39 ± 8.26	187.02 ± 7.43
30	141.52 ± 2.83	71.88 ± 2.23	632.83 ± 18.77	293.04 ± 2.53
Minimum	37.50 ± 0.33	42.22 ± 0.13	349.46 ± 24.98	146.0 ± 2.0
Maximum	158.05 ± 3.63	80.19 ± 2.12	750.18 ± 7.15	300.11 ± 6.75
Average	92.23 ± 31.39	61.82 ± 11.55	621.84 ± 97.89	226.7 ± 44.4

of raw material such as enriched potash feldspar minerals was also reported to contribute high concentration of ^{40}K in tiles (Arafa 2004). Felsic minerals (quartz and feldspar) reported to responsible for the high concentration of natural radionuclides in tiles (Senthilkumar et al. 2014). Other raw material such as granite rocks also contributes to the high concentration of natural radionuclides in tiles (Al-Zahrani 2017). Some granite contains high natural radionuclides concentrations than other depending on the chemical composition and the formation of molten rock. The granite rocks are strongly enriched in uranium and thorium with different concentrations due to partial melting and fractional crystallization of magma that enables these radionuclides to become incorporated into the more silica-rich product (US-EPA 1993).

It is common to evaluate radium equivalent activity (Ra_{eq}) for non-uniform natural radionuclides in samples for estimation of the possible radiological hazard. A radium equivalent of 370 Bq kg^{-1} in building materials will produce an exposure of $1500 \mu\text{Sv year}^{-1}$ to dwellers (Ahmed 2005). It is apparent that there is a significant variation of Ra_{eq} values in the investigated samples as shown in Table 1. The Ra_{eq} were found to be in the range of $146.0 - 300.1 \text{ Bq kg}^{-1}$, which lower than the recommended limit.

RADIATION DOSE ASSESSMENT

In order to evaluate the potential radiological dose incurred by an individual living in a building containing natural radioactive material particularly tiles, a Resrad-Build computer code was used. The minimum, maximum and average value concentrations were used as parameters to evaluate the dose received by dwellers for each investigated years (1, 5, 10, 20, 50 years) in six exposure pathways. The exposure pathways can be divided into external radiations exposure and internal radiation exposure. The external exposure pathways referred to direct exposure from source, exposure from deposited material on the floor and exposure due to air submersion. Besides that, the internal exposure pathways related to inhalation of airborne radioactive particulates, inhalation of radon gas and inadvertent ingestion of radioactive materials directly from sources and on the surfaces of the building components. The fractions of mean values of the six exposure pathways that contribute to the total mean dose exposure received by dwellers shown in Table 2. The average total dose received by dwellers for 1, 5, 10, 20 and 50 years ranges from $2.21 \times 10^1 \mu\text{Sv year}^{-1}$ to $5.25 \times 10^2 \mu\text{Sv year}^{-1}$, increased within the investigated timeline. Based on the finding, the primary radiation exposure route was through inhalation of radon gas. Radon gas was found to increase over the investigated years. This finding is in agreement with the previous study which reported that the level of radon in the old building is significantly much higher than the new building (Muhammad et al. 2009). As shown in Figure 2, radon gas contributes 80% from the total radiation exposure in the 1st year and rise to 94% in the 50th years. No increment in the radiation exposure due

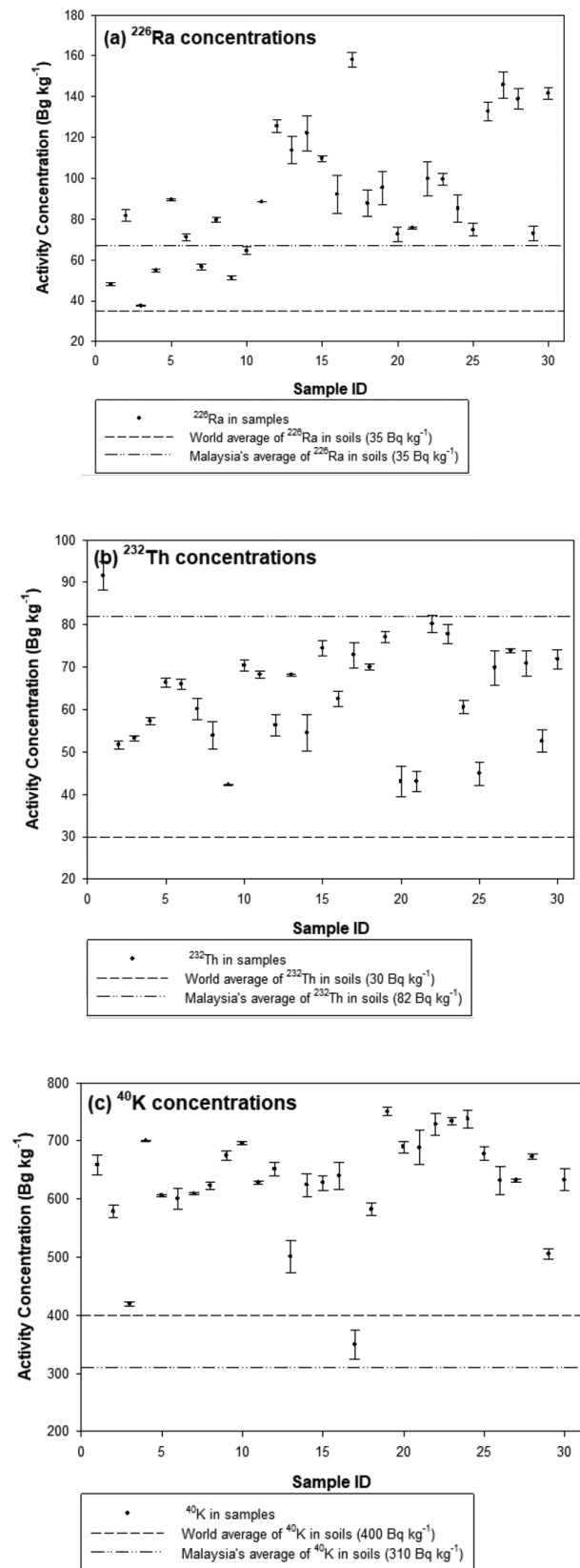


FIGURE 1. Comparison of the activity concentrations of ^{226}Ra , ^{232}Th and ^{40}K obtained in this study with average concentrations in soil as reported by UNSCEAR (2000)

TABLE 2. Average dose exposure generated from Malaysia ceramic tiles

Years	Radiation dose exposure ($\mu\text{Sv year}^{-1}$)						Total dose ($\mu\text{Sv year}^{-1}$)
	External	Deposition	Immersion	Inhalation	Radon	Ingestion	
1	2.21×10^1	2.64×10^{-5}	3.48×10^{-7}	1.62×10^{-1}	9.01×10^1	1.28×10^{-3}	1.12×10^2
5	2.55×10^1	2.94×10^{-5}	3.93×10^{-7}	1.69×10^{-1}	1.98×10^2	1.62×10^{-3}	2.24×10^2
10	2.90×10^1	3.22×10^{-5}	4.36×10^{-7}	1.77×10^{-1}	3.21×10^2	1.94×10^{-3}	3.50×10^2
20	3.22×10^1	3.48×10^{-5}	4.75×10^{-7}	1.85×10^{-1}	4.40×10^2	2.93×10^{-3}	4.72×10^2
50	2.34×10^1	3.58×10^{-5}	4.89×10^{-7}	1.88×10^{-1}	4.91×10^2	2.99×10^{-3}	5.25×10^2
100	3.32×10^1	3.55×10^{-5}	4.85×10^{-7}	1.89×10^{-1}	4.91×10^2	3.25×10^{-3}	5.24×10^2

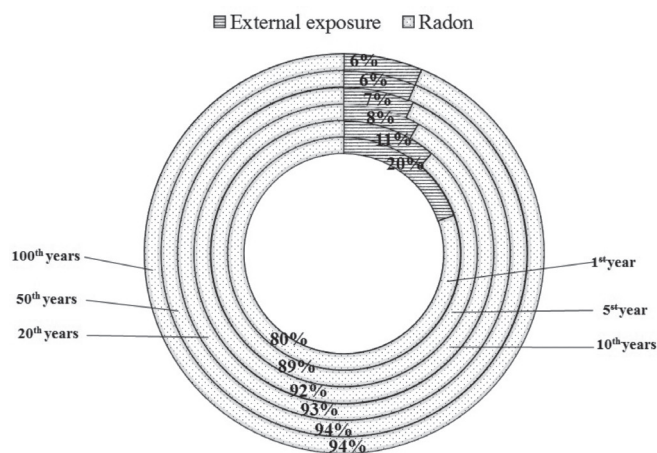


FIGURE 2. Comparison between radon and external radiation exposure due to natural radionuclides in tiles

to radon was observed in the 100th years. The external exposure due to direct exposure from source contributes 20% in the 1st year and declining to 6% in the 50th years. Other exposure pathways did not significantly contribute radiation exposure to dwellers and might be neglected.

The radiation exposure was also estimated for minimum and maximum radiation exposure scenario based on the determined natural radionuclide concentration in tiles, as shown in Figure 3. All radiation scenario shows similar radiation dose increment in the investigated timelines. The projection of the radiation exposure shows that the annual effective dose of dwellers were increased for each studied years until it becomes stable in the 50th years and above. The finding indicates that the level of radiation in the potential exposure scenario still lower than the recommended limit of 1500 $\mu\text{Sv year}^{-1}$ for building materials as suggested by NEA-OECD (1979). Even though the level of radiation exposure was below than the recommended limit, it should take into account that the dose was only contributed by tiles and not includes another type of building materials. For instance, the previous study in Malaysia reported that the annual effective dose generated from concrete building material could raise up to 540 $\mu\text{Sv year}^{-1}$ (Majid et al. 2013). Another study also indicated that the annual effective dose from other building materials in Malaysia such as

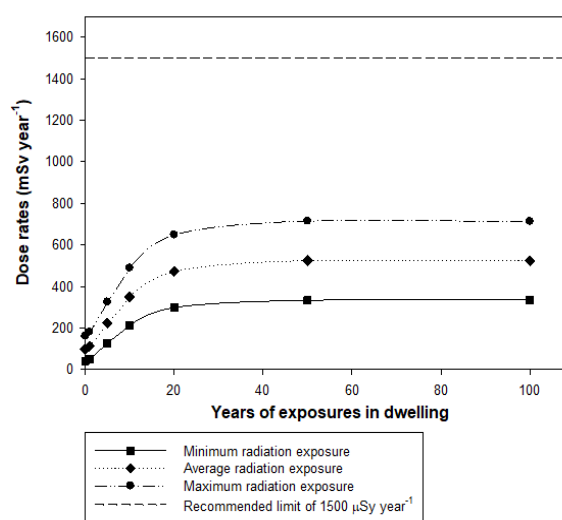


FIGURE 3. Projection of dose rates received by dwellers in Malaysia due to natural radionuclides in tiles

sand and gravel could reach up to 174 and 546 $\mu\text{Sv year}^{-1}$, respectively (Aznan et al. 2010). As the construction of building used several types of building materials, there is a possibility that summation of the total dose generated from several types of building materials might be higher than the recommended limit of 1500 $\mu\text{Sv year}^{-1}$.

CONCLUSION

A total of 30 tiles samples have been analyzed for their radioactivity content. The activity concentrations of ^{226}Ra , ^{232}Th and ^{40}K were found to be much higher than the average world value of 35, 30 and 400 Bq kg⁻¹, respectively. Radium equivalent was found to be in the range of 146.0 - 300.1 Bq kg⁻¹, lower than the recommended limit of 370 Bq kg⁻¹.

The projection of annual effective dose received by dwellers using Resrad-Build computer code shows that the dose rates increase from the initial year to 50 years, but still below the recommended limit of 1500 $\mu\text{Sv year}^{-1}$. No significant increment for the dose rates observed after 50 years.

Based on this finding, it can be concluded that dwellers in Malaysia should not get any radiological complication due to natural radionuclides in tiles. However, it is recommended that further investigation on the level of natural radionuclides, radon and the radiation level for other types of building materials must be determined in the future to ensure the safety of dwellers in Malaysia.

ACKNOWLEDGEMENTS

The research was funded through ST-2017-012 and GGPM-2017-084 research grants. The author wishes to thank all to Nuclear Energy Research Centre of UKM for their technical support throughout the works.

REFERENCES

- Ahmed, N.K. 2005. Measurement of natural radioactivity in building materials in Qena City, Upper Egypt. *Environmental Radioactivity* 83: 91-99.
- Almayahi, B.A., Tajuddin, A.A. & Jaafar, M.S. 2012. Radiation hazard indices of soil and water samples in Northern Malaysia Peninsula. *Applied Radiation and Isotopes* 70: 2652-2660.
- Al-Zahrani, J.H. 2017. Estimation of natural radioactivity in local and imported polished granite used as building materials in Saudi Arabia. *Radiation Research & Applied Science* 10: 241-245.
- Arafa, W. 2004. Specific activity and hazards of granite samples collected from eastern Desert of Egypt. *Environmental Radioactivity* 75: 315-327.
- Aznan, F.I., Amran, A.M., Yasir, M.S., Redzuwan, Y. & Bahari, I. 2010. Radiological risk assessment of concrete building material in Peninsular Malaysia. *Sains Malaysiana* 39(4): 607-613.
- Beretka, J. & Matthew, P.J. 1985. Natural radioactivity of Australian building materials, industrial waste and by products. *Health Physics* 48: 87-95.
- Majid, A.A., Aznan, F.I., Yasir, M.S., Redzuwan, Y. & Bahari, I. 2013. Radiological dose assessment of naturally occurring radioactive materials in concrete building materials. *Radioanalytical Nuclear Chemistry* 297: 277-284.
- Muhammad, R., Saeed, Ur-R., Shahida, J. & Muhammad, I.S. 2009. Measurement and comparison of indoor radon levels in new and old buildings in the City of Muzaffarabad (Azad Kashmir) Pakistan: A pilot study. *Radioisotopes* 58: 749-760.
- NEA-OECD. 1979. *Exposure to Radiation from Natural Radioactivity in Building Materials*. Paris: Report by NAE Group Expert, OECD.
- Nisha, S., Jaspal, S., Chinna, E.S. & Tripathi, R.M. 2016. A study of the natural radioactivity and radon exhalation rate in some cements used in India and its radiological significance. *Radiation research & Applied Science* 9: 47-56.
- Raghu, Y., Ravisankar, R., Chandrasekaran, A., Vijayagopal, P. & Venkatraman, B. 2017. Assessment of natural radioactivity and radiological hazard in building materials used in the Tiruvannamalai District, Tamilnadu, India, using a statistical approach. *Journal of Taibah University of Science* 11: 523-533.
- Righi, S. & Bruzzi, L. 2006. Natural radioactivity and radon exhalation in building materials used in Italian dwellings. *Environmental Radioactivity* 88: 158-170.
- Senthilkumar, G., Raghu, Y., Sivakumar, S., Chandrasekaran, A., Prem Anand, D. & Ravisankar, R. 2014. Natural radioactivity measurement and evaluation of radiological hazard in some commercial flooring materials used in Thiruvannamalai Tamilnadu, India. *Radiation Research & Applied Science* 7: 116-122.
- Trevisi, R., Risica, S., D'Alessandro, M., Paradiso, D. & Nuccetelli, C. 2012. Natural radioactivity in building materials in European Union: A database and an estimate of radiological significance. *Environmental Radioactivity* 105: 11-20.
- Turhan, S., Arikani, I.H. & Gungor, N. 2011. Radiometric analysis of raw materials and end products in the Turkish ceramics industry. *Radiation Physics and Chemistry* 80: 620-625.
- Thomas, G.H. 2000. Radioactivity measurement on glazed ceramic surfaces. *Journal of Research of the National Institute of Standards and Technology* 105: 275-283.
- UNSCEAR. 2000. *Exposures from Natural Radiation Sources*. United Nations Scientific Committee on the Effects of Atomic Radiation. Report to General Assembly, with Annexes. United Nations, New York.
- US-EPA. 1993. Carcinogenicity assessment. IRIS (Integrated risk information system), 2003. Washington DC, USA: US Environmental Protection Agency.
- Xinwei, L. 2004. Radioactivity level in Chinese building ceramic tile. *Radiation Protection Dosimetry* 112: 323-327.
- Yasir, M.S., Ab Majid, A. & Yahaya, R. 2007. Study of natural radionuclides and its radiation hazard index in Malaysian building materials. *Journal of Radioanalytical and Nuclear Chemistry* 273: 539-541.

Aznan Fazli Ismail*, Shittu Abdullahi, Supian Samat & Muhamad Samudi Yasir
Centre of Physics and Novel Materials
Faculty of Science and Technology
Universiti Kebangsaan Malaysia
43600 UKM Bangi, Selangor Darul Ehsan
Malaysia

Aznan Fazli Ismail* & Muhamad Samudi Yasir
Nuclear Technology Research Centre
Faculty of Science and Technology
Universiti Kebangsaan Malaysia
43600 UKM Bangi, Selangor Darul Ehsan
Malaysia

Aznan Fazli Ismail* & Muhamad Samudi Yasir
Nuclear Science Program
Faculty of Science and Technology

Universiti Kebangsaan Malaysia
43600 UKM Bangi, Selangor Darul Ehsan
Malaysia

Shittu Abdullahi
Department of Physics, Faculty of Science
Gombe State University, P.M.B. 127 Gombe
Nigeria

*Corresponding author; email: aznan@ukm.edu.my

Received: 15 September 2017

Accepted: 2 January 2018