

Attention, Perception, & Psychophysics

We can guide search by a set of colors, but are reluctant to do it.

Journal:	<i>Attention, Perception, & Psychophysics</i>
Manuscript ID	PP-ORIG-17-220.R2
Manuscript Type:	Original Manuscript
Date Submitted by the Author:	n/a
Complete List of Authors:	Stroud, Michael; Merrimack College, Psychology Menneer, Tamaryn; University of Southampton, School of Psychology; Kaplan, Elina; University of Massachusetts Amherst Cave, Kyle; University of Massachusetts, Psychological and Brain Sciences; Donnelly, Nick; University of Southampton, Psychology
Keywords:	Color and Light: Color, eye movements and visual attention, visual search

SCHOLARONE™
Manuscripts

1
2
3 Running Head: SEARCH GUIDANCE BY A SET OF COLORS
4
5
6
7
8
9
10
11

12 We can guide search by a set of colors, but are reluctant to do it.
13

14 Michael J. Stroud
15 Merrimack College
16
17

18 Tamaryn Menneer
19 European Centre for Environment and Human Health, University of Exeter Medical School, UK.
20
21

22 Elina Kaplan
23 University of Massachusetts, Amherst
24

25 Kyle R. Cave
26 University of Massachusetts, Amherst
27

28 Nick Donnelly
29 Liverpool Hope University
30
31
32
33
34
35
36
37
38
39
40
41
42
43
44
45

46 corresponding author: Michael J. Stroud
47 Department of Psychology
48 Merrimack College
49 O'Reilly Hall
50 315 Turnpike Street
51 North Andover, MA 01845
52
53 978 837 - 3558
54 stroudm@merrimack.edu
55
56
57
58
59
60

Abstract

For some real-world color searches, the target colors are not precisely known, and any item within a range of color values should be attended. Thus, a target representation that captures multiple similar colors would be advantageous. If such multicolor search is possible, then search for two targets (e.g., Stroud, Menneer, Cave, and Donnelly, 2012) might be guided by a target representation that included the target colors as well as the continuum of colors that fall between the targets within a contiguous region in color space. Results from Stroud et al. (2012) suggest otherwise, however. The current set of experiments show that guidance for a set of colors that are all from a single region of color space *can* be reasonably effective if targets are depicted as specific discrete colors. Specifically, Experiments 1 – 3 demonstrate that a search can be guided by four and even eight colors given the appropriate conditions. However, Experiment 5 gives evidence that guidance is sometimes sensitive to how informative the target preview is to search. Experiments 6 and 7 show that a stimulus showing a continuous range of target colors is not translated into a search target representation. Thus, search can be guided by multiple discrete colors that are from a single region in color space, but this approach was not adopted in a search for two targets with intervening distractor colors.

Key Phrases: Color search, dual-target cost, eye movements, top-down search guidance, search representation, split-target cost.

1
2
3 What does it take to guide search for a set of similar colors?
4
5

6
7 Visual search tasks often involve a single known target that must be located within a field
8
9 of distractors. Search efficiency is dictated by the internal representation of the search target
10
11 (top-down) and the relationship of that target to the distractor objects to be searched through
12
13 (bottom-up). In terms of top-down guidance, typically observers are given the exact object to
14
15 search for, and that item is held in some form of memory during search, which might be a type of
16
17 working memory (Olivers, Peters, Houtkamp, & Roelfsema, 2011; Desimone & Duncan, 1995)
18
19 or a long-term representation (Cunningham & Wolfe, 2014; Wolfe, 2012; Wolfe, Aizenman,
20
21 Boettcher, & Cain, 2016). Representation of a single target (e.g., a red horizontal bar) activates
22
23 the relevant features to guide search, and objects that share features with the search target receive
24
25 attention (red objects and horizontally-oriented objects). These are often referred to as the
26
27 attentional control settings or mechanisms of the observer (Folk, Remington, & Johnston, 1992).
28
29 These allow the searcher to narrow attention to the relevant features determined by the search
30
31 task.
32
33
34
35

36
37 Color is a feature that is often used to find targets very effectively (Treisman & Gelade,
38
39 1980; Wolfe, Cave & Franzel, 1989). Wolfe and Horowitz (1994) suggested that color contains
40
41 “undoubted attributes” that guide attention. For the current research, color is useful because it
42
43 readily attracts eye movements, which allow one to infer characteristics of the internal mental
44
45 representation that is guiding search (Williams, 1967; Williams & Reingold, 2001).
46
47

48
49 Although the majority of laboratory search tasks involve a single target, some tasks
50
51 include more than one target, and sometimes there is limited information known about the target.
52
53 A common practical example of this type of dual-target search arises when someone is trying to
54
55 locate specific items on a crowded desk. The observer may be trying to locate a silver pen-
56
57
58
59
60

1
2
3 shaped laser pointer as well as a blue pen before leaving for a lecture. In this example, both
4
5 objects share a common feature (shape), but differ in another feature dimension (color). Can the
6
7 observer efficiently search for both objects simultaneously?
8
9

10 There is some evidence of efficient search for multiple targets that share the same color,
11
12 but differ by shape (Menneer, Cave & Donnelly, 2009; Stroud, Menneer, Cave, Donnelly, &
13
14 Rayner, 2011), for highly similar colored targets (Stroud, Menneer, Cave, & Donnelly, 2012),
15
16 and for semantically related targets (Sobel, Puri, & Hogan, 2015). However, there is a clear cost
17
18 in accuracy and/or time in search for multiple targets among real world objects (Hout &
19
20 Goldinger, 2010; Menneer et al., 2009; Menneer, Stroud, Cave, Li, Godwin, Liversedge, &
21
22 Donnelly, 2012), abstract representations of real world objects (Menneer, Donnelly, Godwin &
23
24 Cave, 2010), and color patches, orientations and abstract shapes, (Menneer, Barrett, Phillips,
25
26 Donnelly & Cave, 2004; 2007).
27
28
29

30
31 Even though some of these studies show a large drop in performance between one-target
32
33 search and two-target search, subjects are nonetheless able under the right circumstances to
34
35 search reasonably effectively for a large set of possible targets, as demonstrated by Wolfe,
36
37 Aizenman, Boettcher, and Cain (2016), who tested searches for up to 64 different targets. Wolfe
38
39 (2012) used an even larger target set (up to 100 objects) and showed a cost in search response
40
41 time, which increased with the log of the target set size. It is unclear whether the mechanisms
42
43 that produce this RT cost with large target sets are also responsible for the costs found with
44
45 smaller target sets. For instance, as discussed later, large-target-set search may differ from small-
46
47 target-set search in how target representations are distributed between working memory and
48
49 long-term memory. The current set of experiments will focus on the costs arising from searching
50
51 for relatively small numbers of target values within the color dimension.
52
53
54
55
56
57
58
59
60

1
2
3 Stroud et al. (2012) investigated the dynamics of multi-target search for color by
4 observing eye movements during search for one versus two color targets. Three different sets of
5 two-color target-pairs were used, each having a different level of target similarity within color
6 space. The fixation data in all conditions showed that search was guided with varying degrees of
7 accuracy by the target color. The results revealed two sources of costs associated with
8 maintaining multiple representations during search. First, there is a clear cost for searching for
9 two colors over separate individual searches (dual-target cost). The second type of cost appears
10 to be related to the similarity between the two search targets. As the similarity between the
11 targets decreases, the color selectivity decreases, *i.e.*, the number of fixations directed to
12 nontarget colors increases. For instance, if the observer is searching for a red and blue object,
13 then a large proportion of fixations are directed to yellow and green objects. Stroud et al.,
14 termed this a 'split-target' cost, and it represents the decrement in search guidance associated
15 with a split or separation of target values in color space. Both the dual-target and split-target
16 costs appear to contribute to the decrease in color selectivity compared to single-target searches.

17
18
19
20
21
22
23
24
25
26
27
28
29
30
31
32
33
34
35
36
37
38
39
40
41
42
43
44
45
46
47
48
49
50
51
52
53
54
55
56
57
58
59
60

There are several possible ways that multiple targets can be mentally represented to guide search. First, there is the possibility that separate representations or templates are constructed for each search target. Second, multiple items may be represented by a unified set of possible target values or a single, undifferentiated template that extends over the target-color region in color space (e.g., Hout & Goldinger, 2015; Stroud et al., 2012). The first option requires the ability to maintain multiple separate representations to guide search, while the second requires the ability to construct a single representation that covers a set of similar colors.

In terms of target representations held in memory, the majority of evidence supports the first account described above, that two separate representations can be maintained (Barrett &

1
2
3 Zobay, 2014; Beck, Hollingworth & Luck, 2012; Irons, Folk & Remington, 2012; Stroud et al.,
4
5 2012; Moore & Weissman, 2010). Stroud et al. (2012) applied a discrete target combination
6
7 model to show that both similarly colored targets (e.g., orange and yellow) and dissimilarly
8
9 colored targets (e.g., orange and green) could be represented by two discrete representations.
10
11 The model demonstrated that the fixation rates for distractor colors that fall in-between the
12
13 targets in color space were explained by the combination of fixation rates to colors that are
14
15 outside the range of the targets.
16
17

18
19 The two separate target representations may guide search simultaneously, or control
20
21 might alternate between them. Results from Cave, Menneer, Nomani, Stroud, and Donnelly
22
23 (2018) seems to show control alternating between the two targets, but evidence from Beck et al.
24
25 (2012; see also Hollingworth & Beck, 2016; Beck & Hollingworth, 2017) suggests that two
26
27 targets can be maintained and guide search simultaneously. They found a switch cost (in time)
28
29 when subjects searched for one target followed by the other, but no switch cost when instructed
30
31 to search for both targets simultaneously. The lack of the cost suggests both target
32
33 representations were maintained and active during the search. In search for two colors, Irons et
34
35 al. (2012) found that irrelevant cues that matched either of the target colors resulted in a spatial
36
37 cueing effect. In other words, both target colors were capturing attention. They concluded that it
38
39 may be possible to maintain two simultaneous color templates. Performance seemed to be lower
40
41 with two targets than with one, suggesting that search guidance was slowed due to the working
42
43 memory load and resource competition from the extra target representation.
44
45
46
47
48

49 Barrett and Zobay (2014) compared single-representation and dual-representation models
50
51 against dual-target search performance, and found the best fit with a dual-representation model
52
53 comprising simultaneous noisy representations. They concluded that limited capacity and the
54
55
56
57
58
59
60

1
2
3 requirement to maintain two representations results in reduced resources for maintaining the
4 specificity of information held in memory, thereby impacting search guidance and object
5 identification.
6
7
8

9
10 In contrast, Houtkamp and Roelfsema (2009) provided evidence against two separate
11 representations in working memory being used simultaneously to identify a target. Rather than
12 searching in a spatial array, their subjects searched for two targets in a stream of stimuli
13 presented one after another at the same location. There was a cost in accuracy in searching for
14 two targets compared to one, and that cost was captured by their single-template model, while
15 performance was overestimated by the dual-template model. These results can be compared with
16 those of Moore and Weismann (2011, 2012, 2014), who found that initially subjects were able to
17 search for two target colors as well as one, but that after a distractor appeared with one of the
18 target colors, there were more errors at detecting the other target color. However, given that
19 stimuli were presented one at a time in all of these studies, these findings apply to the process of
20 matching the current item to the target representation, and not to the search guidance process. As
21 with the other studies, resource limitations were advocated as the cause of the cost.
22
23
24
25
26
27
28
29
30
31
32
33
34
35
36
37

38 The growing body of research surrounding representation of multiple targets
39 demonstrates flexibility in attentional guidance, but that flexibility has costs. Generally
40 speaking, it appears the costs are based on the difficulty in maintaining separate representations
41 or templates, resulting in a competition for attentional resources or working memory space. It is
42 not surprising that storing two target representations to guide search would use more resources
43 than storing one target, especially if they are being stored in a working memory that is organized
44 into a small number of slots. However, it would be surprising if the attentional system had no
45 efficient way of searching for a target color that might fall anywhere within a well-defined
46
47
48
49
50
51
52
53
54
55
56
57
58
59
60

1
2
3 region within color space. In many real-world searches, the exact color of the target cannot be
4
5 known in advance because of variations in illumination and in the reflectance properties of
6
7 targets. For instance, the apples on a tree will not all be exactly the same shade of red, and some
8
9 parts of the tree may be more shaded than others. It would be very useful to be able to represent
10
11 the target color not just as a point within color space, but as a region. If that unified region or
12
13 range representation occupied just one slot in working memory, it could lead to efficient search.
14
15 And even if the memory representation guiding search is organized as a flexible resource rather
16
17 than as slots, a unified range representation might still require fewer resources than multiple
18
19 separate target representations.
20
21
22
23

24 There is evidence for the use of a single template for similar targets (Hout & Goldinger,
25
26 2015), so it may be possible to guide search for multiple colors by a single unified target
27
28 template. However, the results from Stroud et al. (2012) show little evidence for this type of
29
30 guidance, and instead indicate guidance targeted specifically at the two possible target colors.
31
32 That study compared three separate dual-target color search conditions against search for a single
33
34 target color. In the dual-target conditions, the relative similarity between the two target colors
35
36 was varied, which directly affected how the fixations were distributed across items with higher
37
38 and lower similarity to the target colors. The conditions that are relevant to the current study are
39
40 those in which distractor colors appeared between the two targets in color space. In the similar
41
42 (two-step) condition, the target colors were two steps away in the ring of 16 possible colors that
43
44 defined the color space used in these experiments (see Figure 1 later), with one intervening
45
46 distractor color. For the dissimilar (four-step) condition, the targets were spaced four steps apart
47
48 on the ring, leaving three possible distractor colors in between. In the two-step condition, the
49
50 intermediate distractor color received the same level of fixations as the two targets, while the
51
52
53
54
55
56
57
58
59
60

1
2
3 three intervening distractors in the four-step condition received considerably fewer fixations
4 compared to the targets. The discrete target combination model suggested that the patterns in
5
6 both conditions were consistent with two separate representations. However, and importantly for
7
8 the current study, the individual subject data suggest that some subjects represented the two
9
10 targets as a range, fixating the intervening colors at the same rate as the target colors, even with
11
12 four steps between targets. Other subjects attempted to hold two separate object representations,
13
14 producing fewer fixations to intervening colors than target colors.
15
16
17
18

19 Some aspects of Stroud et al.'s (2012) search task probably discouraged the use of a
20 single unified template to guide search. The current study will explore this issue in two steps.
21
22 The first four experiments will test whether it is possible to guide search by a large set of colors
23 that are adjacent to each other on the ring of colors (See Figure 1) used in these experiments, and
24 therefore a contiguous region in color space contains only target colors and not distractor colors.
25
26 To encourage the adoption of a representation that encompasses all of the target colors, key
27 aspects of the stimuli and procedure are changed from Stroud et al.. As in Stroud et al., the
28 pattern of fixations to different colors is used to reveal the search process, and to allow us to
29 draw conclusions about the nature of the search representation. To preview the results: there is a
30 fairly strong level of color guidance for large sets of colors that come from a contiguous
31 distractor-free region in color space. Guidance is stronger when the target colors are similar to
32 one another.
33
34
35
36
37
38
39
40
41
42
43
44
45
46

47 The evidence from Experiments 1-3 that search can be guided by a large set of similar
48 colors makes it more plausible that search can be guided by a unified template that represents a
49 range of colors. Therefore, Experiments 5 – 7 in the current study will explore whether
50 conditions can be changed in Stroud et al. (2012)'s original dual-target search task to encourage
51
52
53
54
55
56
57
58
59
60

1
2
3 the use of such a range representation, despite target colors spanning a section of color space that
4 includes distractor colors. As described below, the results show that despite changes to the
5 presentation of the target colors to the subjects in Experiments 5 and 6, these experiments
6 produced no evidence for an effective range representation of the target colors in the Stroud et al.
7 search task.
8
9

10
11
12 Another factor is manipulated in Experiment 7, which tests whether a unified target
13 representation can be encouraged in dual-target search by removing colors that fall between the
14 two target colors from the search display. However, the manipulation had no effect on search
15 guidance.
16
17

18
19 In summary, the current study addresses two main questions. The first is whether search
20 can be guided by a set of target colors that can be captured by a representation comprising a
21 single contiguous region of color space that does not include distractor colors. If search can be
22 guided by such a set of colors, the second question is whether such guidance can be promoted in
23 dual-target search either by presenting target colors as part of a continuum, or by removing
24 distractor colors that fall between the targets.
25
26

27 28 29 30 31 32 33 34 35 36 37 38 **Experiment 1** 39

40 Experiment 1 was similar to Stroud et al.'s (2012) experiment in that subjects determined
41 whether a target was present or absent in a search array. Both color and shape information were
42 relevant for finding targets. Some items that had one of the target colors were actually
43 distractors, and only targets had a T shape. The presence of these target-color distractors makes it
44 possible to determine how much of the guidance is based on color and not shape.
45
46
47
48
49

50
51 One factor that may have encouraged subjects to maintain separate templates for the two
52 target colors in some conditions of Stroud et al. (2012) is that the two target colors were
53
54
55
56
57
58
59
60

1
2
3 separated in color space by other colors that were never targets. This arrangement may make it
4 more difficult to represent the target colors as a single unified set. Also, when deciding how to
5 organize a template to guide search, subjects might use the information that they accumulate
6 over the course of the experiment about the relative proportions of the targets and distractors. In
7
8 Stroud et al. (2012), the distractors with a target color appeared frequently enough that when an
9
10 item appeared with the target color, it was more likely to be a distractor than a target. Observers
11
12 may therefore be less likely to use the target color(s) to guide attention, simply because those
13
14 colors appear more frequently as distractors.
15
16
17
18
19
20

21
22 To encourage a target representation comprising a set of contiguous colors, the current
23
24 experiment differed in three ways from Stroud et al.: 1) the target preview consisted of four
25
26 discrete color patches to search for, 2) the targets could appear in any of the four colors
27
28 (compared to just the two used previously), and 3) when an object was the color of the target, it
29
30 was more likely to be a target rather than a distractor. In Stroud et al.'s original experiment, only
31
32 30% of the objects with a target color were actual targets. In the high-target-probability (HTP)
33
34 condition of the current experiment, 62% of the target-color items were targets. With these
35
36 changes, the preview of the possible targets shown at the beginning of each trial was more
37
38 informative than the preview used in Stroud et al., because the information provided had a higher
39
40 chance of leading to a target. It is important to note that in the current experiment, the target
41
42 could have any of four different colors, which may reach the limits of visual working memory
43
44 capacity of 3 – 4 items (Luck & Vogel, 1997). Thus, there is the possibility that the system will
45
46 be forced to lower the working memory load by creating a unified range of colors or by chunking
47
48 the colors together to guide search.
49
50
51
52

53 Method

54
55
56
57
58
59
60

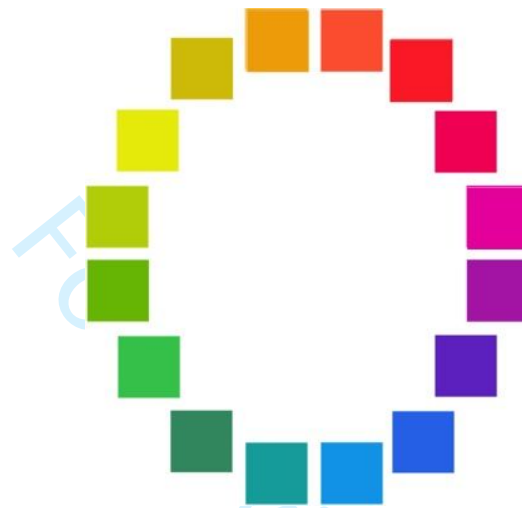
Subjects

Sixteen subjects recruited from the University of Massachusetts community took part in Experiment 1. The subjects had a mean age of 20.6 years ($SD = 1.7$).

Design

The main data analyses were based on fixation rates of the different colored distractors that appeared in the search arrays. The design consisted of three factors. Color Step represented the distractor's color relative to whichever of the target colors was most similar to it. In order to quantify this difference, Color Step was set to the number of steps between the distractor color and the closest target color around the ring of 16 stimulus colors (Figure 1). With 4 possible target colors, there are 12 distractor colors that never appear as targets, with two of these colors falling at each distance (1 to 6 steps) from their most similar target. In this analysis, the factor of color step includes those six levels for the nontarget colors, along with 1 level for the two target colors at the outermost edge of the target region in color space, for a total of 7 levels. The colors that fell between the two outermost target colors were not included in this analysis. The second factor was Target Set, which is the set of colors that could be assigned to a target item. This factor had two levels: (1) 4-step, which had two target colors that were four steps apart on the color ring and low probability that a target-color item would be a target and (2) 4-color HTP, with four target colors from adjacent steps on the color ring and high target probability (HTP). The data for the first level were taken from the 4-step condition from Stroud et al. (2012) for comparison. The third factor was Target Presence (absent versus present). The resulting design was a 2 (Target Set: 4-step versus 4-color HTP) x 2 (Target Presence: Absent versus Present) x 7 (Color Step) mixed factorial design with Target Set as the only between-subjects factor.

1
2
3 The primary dependent measure was the probability that an object with a particular color
4 would be fixated once or more during each trial in which it appeared. Secondary dependent
5 measures included response time (RT) and error rates.
6
7
8
9



10
11
12
13
14
15
16
17
18
19
20
21
22
23
24
25
26
27
28
29 Figure 1: The ring of 16 colors assigned to the search stimuli across all experiments.
30

31 32 **Apparatus and Stimuli**

33
34 Each subject's right eye was tracked as they viewed the stimuli on a 17-in Vision Master
35 Pro 514 iiyama CRT monitor attached to a computer interfaced with an SR Research Limited
36 Eye-Link II eye tracking system operating at a sampling rate of 250 Hz. Stimuli were presented
37 57 cm from the subject with the entire display subtending $25.7^\circ \times 32.5^\circ$ of visual angle. Subjects
38 viewed the stimuli with binocular vision while their head was kept stationary in a chin rest.
39
40
41
42
43
44
45
46
47
48
49
50
51
52
53
54
55
56
57
58
59
60

51 In both conditions, the search objects consisted of "T"s (targets) and "L"s (distractors)
52 that were constructed from two rectangles measuring $1.04^\circ \times 0.37^\circ$ of visual angle. One
53
54
55
56
57
58
59
60
61
62
63
64
65
66
67
68
69
70
71
72
73
74
75
76
77
78
79
80
81
82
83
84
85
86
87
88
89
90
91
92
93
94
95
96
97
98
99
100
101
102
103
104
105
106
107
108
109
110
111
112
113
114
115
116
117
118
119
120
121
122
123
124
125
126
127
128
129
130
131
132
133
134
135
136
137
138
139
140
141
142
143
144
145
146
147
148
149
150
151
152
153
154
155
156
157
158
159
160
161
162
163
164
165
166
167
168
169
170
171
172
173
174
175
176
177
178
179
180
181
182
183
184
185
186
187
188
189
190
191
192
193
194
195
196
197
198
199
200
201
202
203
204
205
206
207
208
209
210
211
212
213
214
215
216
217
218
219
220
221
222
223
224
225
226
227
228
229
230
231
232
233
234
235
236
237
238
239
240
241
242
243
244
245
246
247
248
249
250
251
252
253
254
255
256
257
258
259
260
261
262
263
264
265
266
267
268
269
270
271
272
273
274
275
276
277
278
279
280
281
282
283
284
285
286
287
288
289
290
291
292
293
294
295
296
297
298
299
300
301
302
303
304
305
306
307
308
309
310
311
312
313
314
315
316
317
318
319
320
321
322
323
324
325
326
327
328
329
330
331
332
333
334
335
336
337
338
339
340
341
342
343
344
345
346
347
348
349
350
351
352
353
354
355
356
357
358
359
360
361
362
363
364
365
366
367
368
369
370
371
372
373
374
375
376
377
378
379
380
381
382
383
384
385
386
387
388
389
390
391
392
393
394
395
396
397
398
399
400
401
402
403
404
405
406
407
408
409
410
411
412
413
414
415
416
417
418
419
420
421
422
423
424
425
426
427
428
429
430
431
432
433
434
435
436
437
438
439
440
441
442
443
444
445
446
447
448
449
450
451
452
453
454
455
456
457
458
459
460
461
462
463
464
465
466
467
468
469
470
471
472
473
474
475
476
477
478
479
480
481
482
483
484
485
486
487
488
489
490
491
492
493
494
495
496
497
498
499
500
501
502
503
504
505
506
507
508
509
510
511
512
513
514
515
516
517
518
519
520
521
522
523
524
525
526
527
528
529
530
531
532
533
534
535
536
537
538
539
540
541
542
543
544
545
546
547
548
549
550
551
552
553
554
555
556
557
558
559
560
561
562
563
564
565
566
567
568
569
570
571
572
573
574
575
576
577
578
579
580
581
582
583
584
585
586
587
588
589
590
591
592
593
594
595
596
597
598
599
600
601
602
603
604
605
606
607
608
609
610
611
612
613
614
615
616
617
618
619
620
621
622
623
624
625
626
627
628
629
630
631
632
633
634
635
636
637
638
639
640
641
642
643
644
645
646
647
648
649
650
651
652
653
654
655
656
657
658
659
660
661
662
663
664
665
666
667
668
669
670
671
672
673
674
675
676
677
678
679
680
681
682
683
684
685
686
687
688
689
690
691
692
693
694
695
696
697
698
699
700
701
702
703
704
705
706
707
708
709
710
711
712
713
714
715
716
717
718
719
720
721
722
723
724
725
726
727
728
729
730
731
732
733
734
735
736
737
738
739
740
741
742
743
744
745
746
747
748
749
750
751
752
753
754
755
756
757
758
759
760
761
762
763
764
765
766
767
768
769
770
771
772
773
774
775
776
777
778
779
780
781
782
783
784
785
786
787
788
789
790
791
792
793
794
795
796
797
798
799
800
801
802
803
804
805
806
807
808
809
810
811
812
813
814
815
816
817
818
819
820
821
822
823
824
825
826
827
828
829
830
831
832
833
834
835
836
837
838
839
840
841
842
843
844
845
846
847
848
849
850
851
852
853
854
855
856
857
858
859
860
861
862
863
864
865
866
867
868
869
870
871
872
873
874
875
876
877
878
879
880
881
882
883
884
885
886
887
888
889
890
891
892
893
894
895
896
897
898
899
900
901
902
903
904
905
906
907
908
909
910
911
912
913
914
915
916
917
918
919
920
921
922
923
924
925
926
927
928
929
930
931
932
933
934
935
936
937
938
939
940
941
942
943
944
945
946
947
948
949
950
951
952
953
954
955
956
957
958
959
960
961
962
963
964
965
966
967
968
969
970
971
972
973
974
975
976
977
978
979
980
981
982
983
984
985
986
987
988
989
990
991
992
993
994
995
996
997
998
999
1000

1
2
3 in 0.5° of offset. In order to reduce T/L discriminability and encourage more fixations, the
4
5 pseudo Ls had the rectangles joined with an offset of 0.3° on the short side and 0.7° on the long
6
7 side.
8
9

10 Sixteen possible colors were used for the objects throughout the experiment. The pool of
11
12 colors was spaced in a ring in CIE_xyY color space and was selected to maximize the use of the
13
14 available color gamut of the monitor in order to have differences beyond the just-noticeable
15
16 differences (Wyszecki and Stiles, 1982). Achieving visually distinct colors required using
17
18 different luminances across the colors given that 16 isoluminant hues would be much more
19
20 difficult to distinguish. Hues and spacing were also chosen to minimize any single color visibly
21
22 ‘popping out’ from the rest (see Figure 2). We used the same collection of colors as in Menner
23
24 et al. (2007, 2010) and Stroud et al. (2010, 2012) to allow comparison with the previous
25
26 experiments of Stroud et al. (2012). Please see Table 1 of Stroud et al. for the CIE_xyY
27
28 coordinates of the colors. Luminance (Y) values ranged from 0.11 to 0.78 as a proportion of
29
30 white luminance. While the variance in luminance across stimulus colors might be considered a
31
32 limitation in control, any effects due to differences across the specific colors were avoided by
33
34 using all colors as targets, balanced across subjects, as in previous studies. Some discussion of
35
36 the variation across target colors is provided in the Results and Discussion sections of
37
38 Experiments 3 and 4, in the context of interpreting the findings of Experiments 1-4.
39
40
41
42
43

44 In each search array, ten objects were equally spaced around an imaginary circle with a
45
46 radius of 9.8° of visual angle for each stimulus display. Each object was an L, with the exception
47
48 of target-present trials in which a single T was the target. The objects were presented at one of
49
50 four orientations determined randomly from 0° , 90° , 180° , or 270° (see Figure 2 for a sample
51
52 array).
53
54
55
56
57
58
59
60

1
2
3 A different set of four target colors was used for each subject, such that all colors were
4 used as targets equally often across the experiment. The four target colors for a given subject
5 were adjacent on the color ring (Figure 1). Each target appeared with one of the four target colors
6 specified for that subject. Each distractor was drawn from a pool of objects without replacement,
7 so that some search arrays had more color variation than others. The frequencies of distractor and
8 target colors were designed to encourage the use of color to guide search. In both conditions,
9 there are 128 target-absent trials, each with 10 distractors, and 128 target present trials, each with
10 9 distractors, for a total of 2432 distractors across all trials. In the 4-step condition (from Stroud
11 et al., 2012), distractors (nontarget-color and target-color) were presented 38 times each (x 16
12 colors x 4 orientations = 2432 distractor items in the pool) across all the trials for a given subject.
13 In the current experiment, the 4-color HTP (high target probability) condition, nontarget-color
14 distractors were each presented 49 times and target-color distractors were each presented 5 times.
15 Given that the number of target colors was doubled in the 4-color HTP condition compared with
16 the 4-step condition, targets of each color were presented 8 times (x 4 orientations) for 4-color
17 HTP across the 256 trials, as opposed to 16 in 4-step. Therefore, target-colored items were
18 targets 62% of the time in 4-color HTP compared with 30% in 4-step.
19
20
21
22
23
24
25
26
27
28
29
30
31
32
33
34
35
36
37
38
39
40
41
42
43
44
45
46
47
48
49
50
51
52
53
54
55
56
57
58
59
60

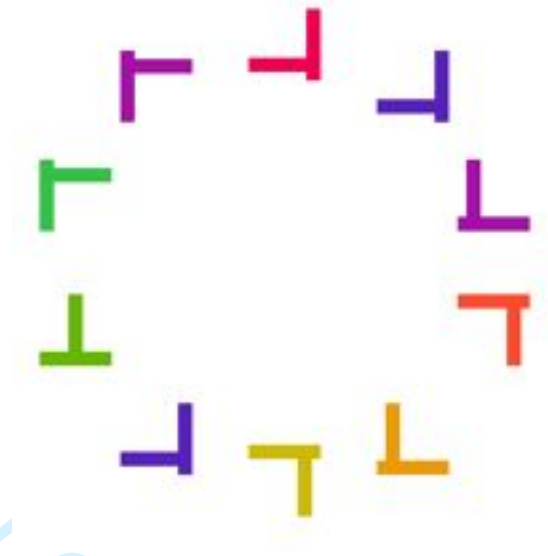


Figure 2: An example of the search array for a target-present trial with a target T and distractor Ls.

Subjects in the 4-color HTP condition were presented with a preview consisting of four color patches to search for, as shown in Figure 3. Each of the search targets for a given subject appeared with one of the same four colors; i.e., the target colors for that subject remained constant throughout the entire experiment. The four colors comprised four adjacent steps on the stimulus color ring (Figure 1) and each of the 16 possible target-color quadruples was assigned to one subject. Subjects completed 256 experimental trials with half containing a target, preceded by five practice trials. Of the set of 128 target present trials, each of the four colored targets appeared in 32 trials.



Figure 3: An example of the target preview stimulus for Experiment 1.

Procedure

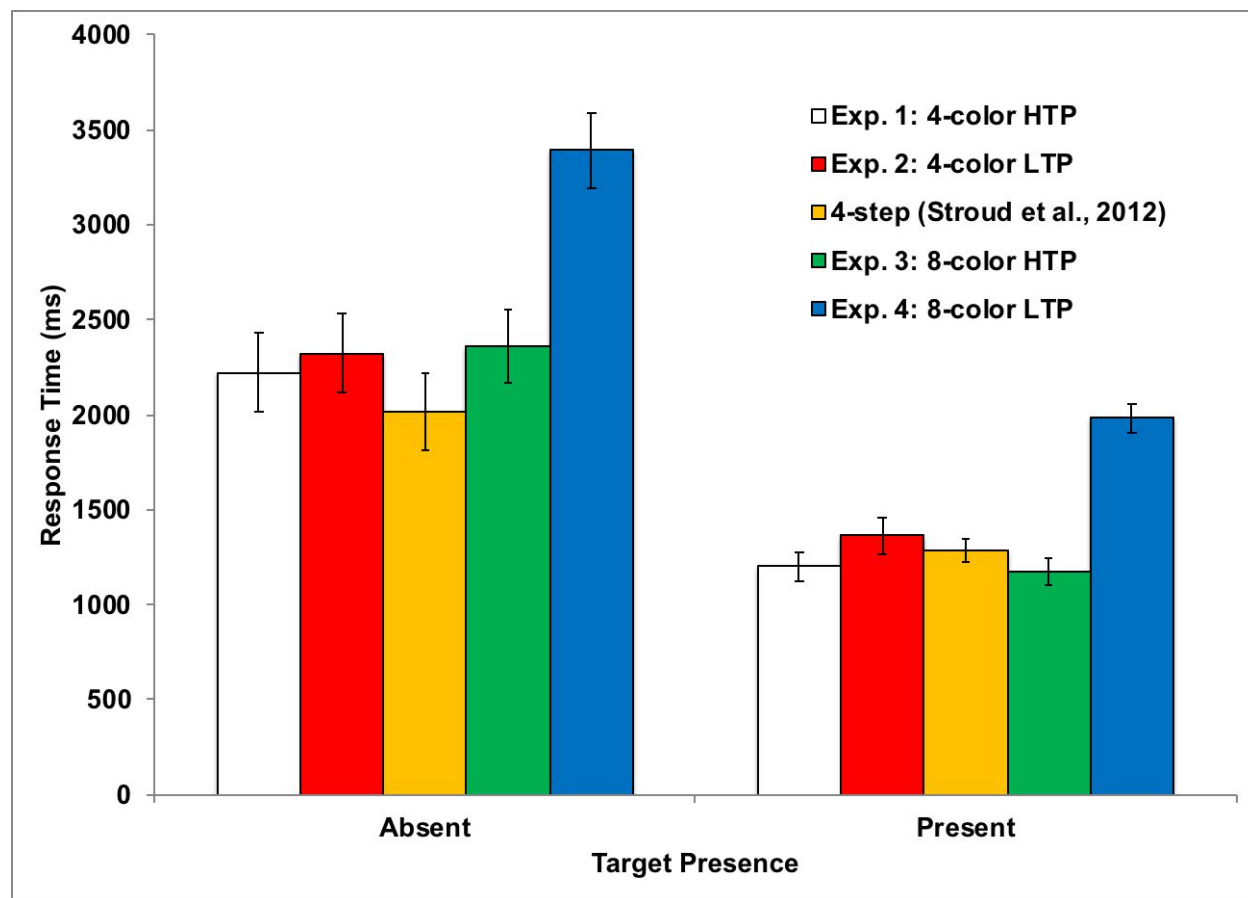
1
2
3
4 Prior to the experiment, subjects were administered the Ishihara test to check for any
5
6 anomalies in color vision (Ishihara, 1917). Subjects were then presented with a sample
7
8 display and were told they should determine whether or not a T was present in each
9
10 display. Subjects were informed that the T could be any of the target colors, that one
11
12 would be present on half of the trials, and that only a maximum of one T could be
13
14 present in a display (a disjunctive search task). The T could have any of the four possible
15
16 orientations. Responses were made on a Microsoft game controller, with the rightmost
17
18 button representing 'present' and the button immediately to the left signifying 'absent'.
19
20 Subjects were told to rest their fingers on the buttons before each trial to ensure fast
21
22 responses. The order of presentation for each trial consisted of 1) a central fixation
23
24 point (dot) for drift correction, 2) a preview of the targets for 1000 ms, 3) a central
25
26 fixation point for 1000 ms, 4) the 10-object search array until a response was made.
27
28
29
30
31
32
33
34

35 Results

36
37 Fixation data and response times were taken only from trials on which a correct response
38
39 was given.
40
41

42 Error rates and response times were submitted to a 2 (Target Set) x 2 (Target Presence)
43
44 ANOVA to compare performance between the 4-step Target Set and 4-color HTP conditions.
45
46 Subjects were more accurate when the target was absent than present, $F(1,30) = 96, p < .001$.
47
48 When the target was present, subjects were more accurate in the 4-color HTP (96.3%) than the 4-
49
50 step (89.4%), resulting in a significant Target Set x Target Presence interaction, $F(1,30) = 21.43$,
51
52 $p < .001$. In terms of response times, there was no significant difference between the two Target
53
54
55
56
57
58
59
60

Sets ($p = .847$), and the Target Set x Target Presence interaction failed to reach significance ($p = .172$). Response time and error rate data are shown in Figure 4.



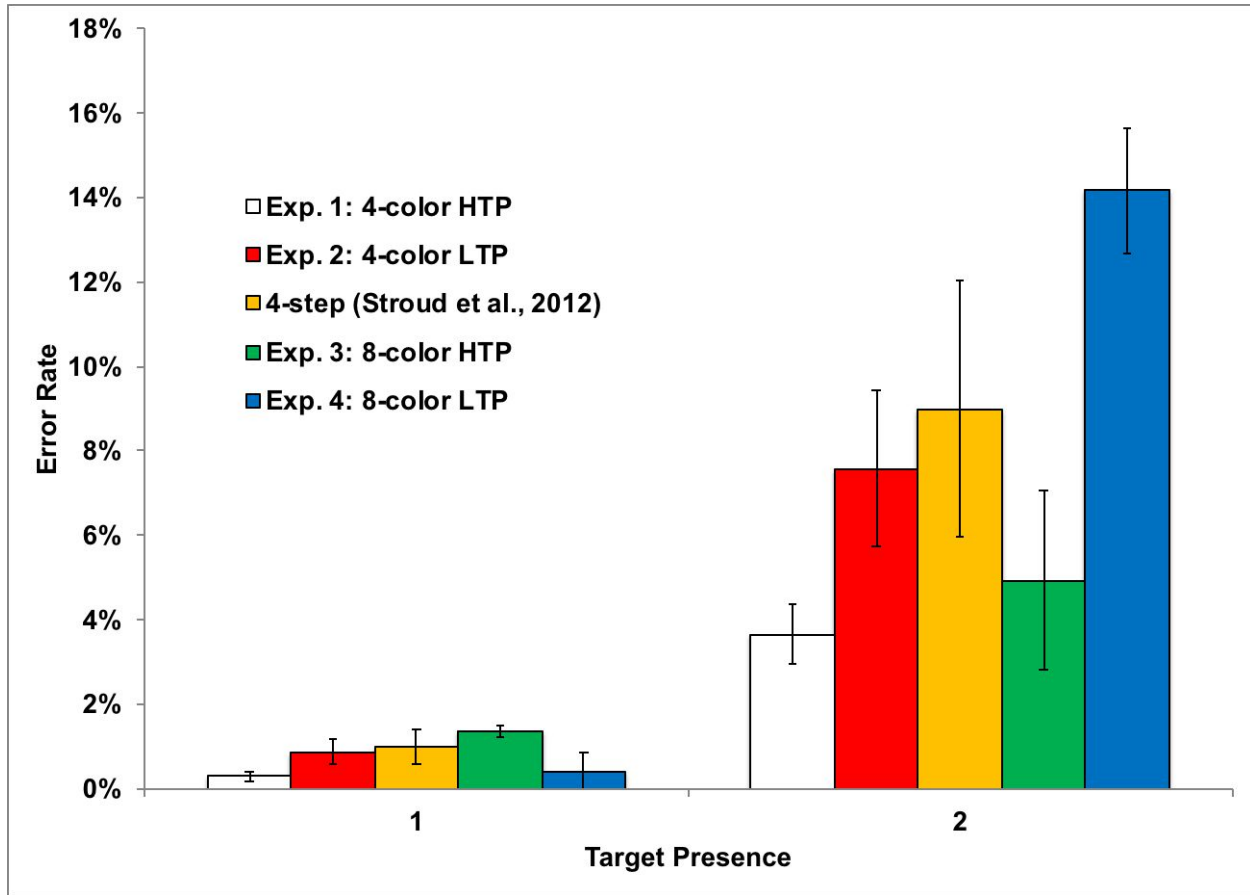


Figure 4: The response times (top panel) and error rates (bottom panel) for Experiments 1 – 4. The data from the 4-step condition from Stroud et al. (2012) are included as well.

The probability of fixating a given color was calculated as the number of objects of that color that were fixated as a proportion of the number of presentations of that object across the whole experiment. All fixations from the appearance of the search array until the response were included in the analysis. In order to determine the influence of color on search independently of shape, the fixation rates from targets (T's) were excluded from this analysis, although fixation rates from target-colored distractors (L's) were included.

In Stroud et al.'s 4-step condition, the entire range of two targets and three intervening colors included five different colors. In the 4-color HTP condition, the target range was just four

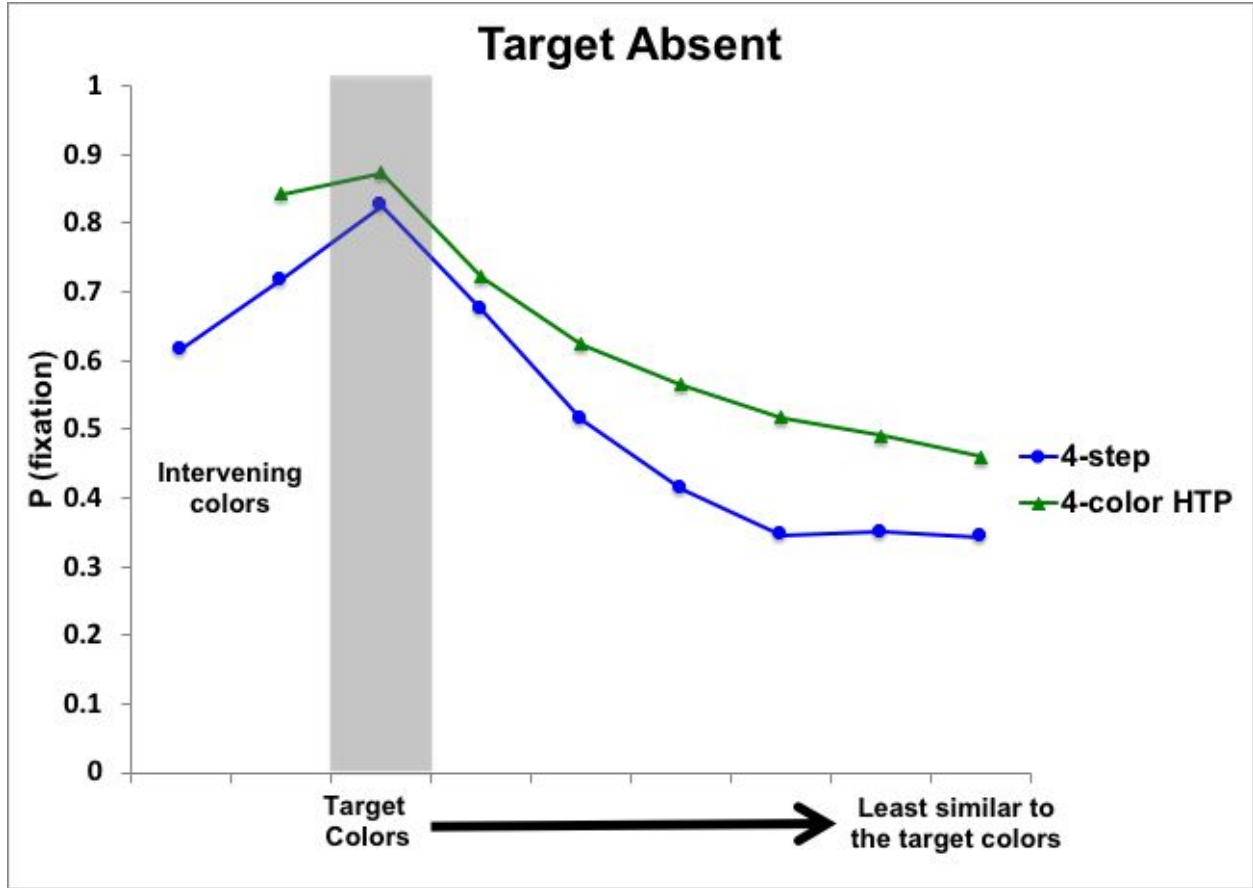
1
2
3 colors. In both experiments, however, the maximum color difference between a distractor color
4 and the more similar target was six steps. The analyses below will only include the color-steps
5 that are common across both Target Sets. In other words, only the two target colors at the ends of
6 the target range, and the distractors up to and including six steps from these targets will be
7 included. The resulting probabilities were submitted to a 2 (Target Set) x 2 (Target Presence) x 7
8 (Color Step) mixed ANOVA with Target Set as the only between subjects factor. The data are
9 presented in Figure 5. The effect of Color Step in each experiment is summarized in Table 1.

10
11
12 More fixations were made when the target was absent, $F(1,30) = 266, p < .001$, and more
13 fixations were directed towards colors similar to the targets compared to dissimilar, $F(6, 180) =$
14 $120, p < .001$. However, the patterns of fixations were not significantly different between target
15 sets, $F(1,30) = 1.410, p = .246$. The effects of color, the presence of the target, and the search
16 targets were further examined through the interactions.

17
18
19 There was a higher fixation rate for distractors more dissimilar to the target colors when
20 the target was absent compared to when it was present, as reflected through a significant Target
21 Presence x Color Step interaction, $F(6, 180) = 15.5, p < .001$. This pattern is consistent with a
22 broadening of search, after the target was not initially found, in order to include more colors.
23 There was also a significant interaction between Target Set and Target Presence, $F(1,30) =$
24 $13.39, p = .014$, but the effect of Target Set was still not significant for either target-present or
25 target-absent trials (both $F < 2.86, p > .101$). .

26
27
28 When considering guidance (i.e., effect of Color Step) across the two Target Sets, the
29 interaction was not significant ($p = .080$), nor was the three-way interaction ($p = .435$), providing
30 no evidence for differences in color selectivity between the two Target Sets. See Figure 5 and
31
32
33
34
35
36
37
38
39
40
41
42
43
44
45
46
47
48
49
50
51
52
53
54
55
56
57
58
59
60

Table 1.



Only

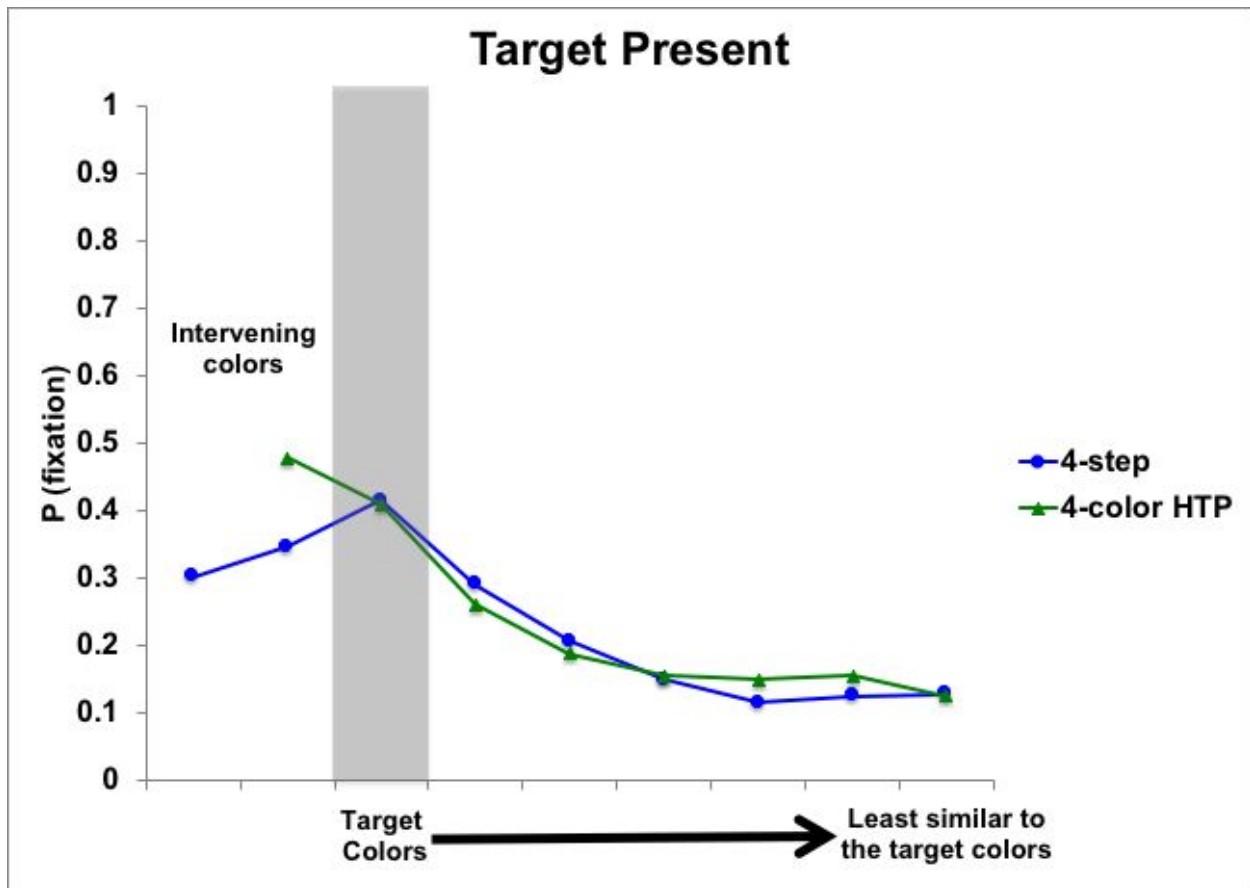


Figure 5: The fixation probabilities comparing the 4-step Target Set, and the 4-color High Target Probability conditions from Experiment 1. The top-panel shows results from the target-absent trials, and the bottom panel shows data from target-present. The grey bars indicate the target colors for the 4-step condition. In the 4-color HTP condition, the colors indicated by the grey bars are the two outermost target colors, and the point to the left of the grey bar represents the two inner target colors. Note that the fixation rates for intervening colors are presented in the graphs, but were not included in the analysis. In the 4-step condition, there were three intervening colors represented by the two points to the left of the gray bar, and in the 4-color HTP condition, there were only two intervening colors signified by the single point.

1
2
3
4
5
6
7
8
9
10
11
12
13
14
15
16
17
18
19
20
21
22
23
24
25
26
27
28
29
30
31
32
33
34
35
36
37
38
39
40
41
42
43
44
45
46
47
48
49
50
51
52
53
54
55
56
57
58
59
60

For Review Only

Experiment	Main manipulation	Number of target colors	Distance between least similar target colors	Effect size for Color Step (i.e., guidance strength)	Main conclusion
Stroud et al. (2012)	4-step	2	4	.820	For comparison with current effect sizes.
Stroud et al. (2012)	2-step	2	2	.859	For comparison with current effect sizes.
1	4-color HTP (High target probability: Target colors have a high probability of being the target)	4	3	.780	No significant difference in guidance strength from Stroud et al. 4-step.
2	4-color LTP (Low target probability)	4	3	.723	With 4 target colors, no significant effect of target probability.
3	8-color HTP	8	7	.693	With 8 target colors, search guidance is possible.
4	8-color LTP	8	7	.099	Guidance is eliminated when the target probability is low.
5	4-step range	2	4	.425	Severely reduced guidance compared with 4-step.
6	2-step range	2	2	.738	Reduced guidance compared with 2-step, but stronger than 4-step range.
7	No-intervening, 4-step	2	4	.759	Presence of intervening distractors had no significant effect on guidance.

Table 1: Summary of the effect size for Color Step and the main conclusion for each experiment.

Discussion

There are two striking results from this experiment. First, when target-color items are more likely to be targets than distractors, there is fairly effective guidance by a range of colors that cover 25% of the hues available. Thus, attentional guidance by multiple colors can be reasonably good when they all come from a single region in color space that includes no nontarget colors. The guidance from this four-color set does not differ significantly from the guidance shown for the two-target case from Stroud et al. (2012). This pattern suggests that when the representation of four target colors is constructed in the 4-color HTP condition, it is just as effective at selecting a target as the two-color representation in the 4-step condition. Search for this range of four colors does not appear to require any more resources than the earlier two-target search.

The second finding is that this guidance differs between target-present and target-absent conditions, which may reveal interesting aspects of the time-course of search. The fixation rates for colors very different from the target were much higher when the target was absent than when it was present, replicating the findings of Stroud et al. (2012). This pattern suggests that when a target is not found early in the search, subjects are less certain about the effectiveness of their guidance, and broaden their search to fixate more distractors before terminating.

A factor that may be strengthening the target representation in the 4-color HTP condition, despite the need to represent four targets, is the information accumulated over time regarding the probability that a target color is actually a target. Recall that in this experiment, when an object is present in the color of the target, it is more likely to be a target than a distractor. Thus, when the target color appears, there is more motivation to attend to it than in the 4-step condition

(Stroud et al., 2012). The need to separate target probability from other factors motivated Experiment 2, which was identical to Experiment 1, except that the distractor colors were selected such that the target-colored objects were more likely to be distractors than targets, as in the 4-step condition (Stroud et al., 2012). If this bottom-up information is influencing search guidance, then we should see a marked difference in the fixation patterns between the Experiments 1 and 2.

Experiment 2

The results of Experiment 1 demonstrated that it is possible to direct attention to any of four colors within a range that covers 25% of the hue dimension. How critical is it, though, that the target colors within the displays be more indicative of a target than a distractor? The purpose of the current experiment is to replicate Experiment 1, but with the probability that a target-color item is a target set to be the same as in Stroud et al. (2012). That is, when a target color appears, it is more likely to be a distractor than a target.

Method

Subjects

Sixteen additional subjects recruited from the University of Massachusetts community took part in Experiment 2. The subjects had a mean age of 19.9 years ($SD = 1.2$).

Design

The new subjects were assigned to the 4-color low target probability (LTP) condition, and their results were compared against the 4-color HTP condition of Experiment 1. Thus, three factors were manipulated in the current experiment resulting in a 2 (Target Color Probability¹: 4-

¹ In this experiment, Target Color Probability represents the target/distractor probabilities rather than a difference in search targets.

1
2
3 color HTP versus 4-color LTP) x 2 (Target Presence: Absent versus Present) x 8 (Color Step)
4
5 mixed factorial design with Target Set as the only between-subjects factor. Color step in this
6
7 case included 2 levels for the target colors (inner and outer), and 6 levels for nontarget colors.
8
9

10 **Apparatus and Stimuli**

11
12 The same materials and equipment were used as in the previous experiment. A new set
13
14 of stimuli was generated to match the specific target/distractor probabilities. As in Experiment 1,
15
16 there were four target colors, giving eight targets of each color at each orientation across the 128
17
18 target-present trials. In the current experiment, we matched the probability that a target-colored
19
20 item is actually a target with that in the 4-step condition. In order to achieve that target
21
22 probability, we used 19 of each target-color distractor (*i.e.* each unique color/orientation
23
24 combination) and 44 or 45 of each nontarget-color distractor. Target-colors items were therefore
25
26 targets 30% of the time, as in Stroud et al. (2012).
27
28
29
30

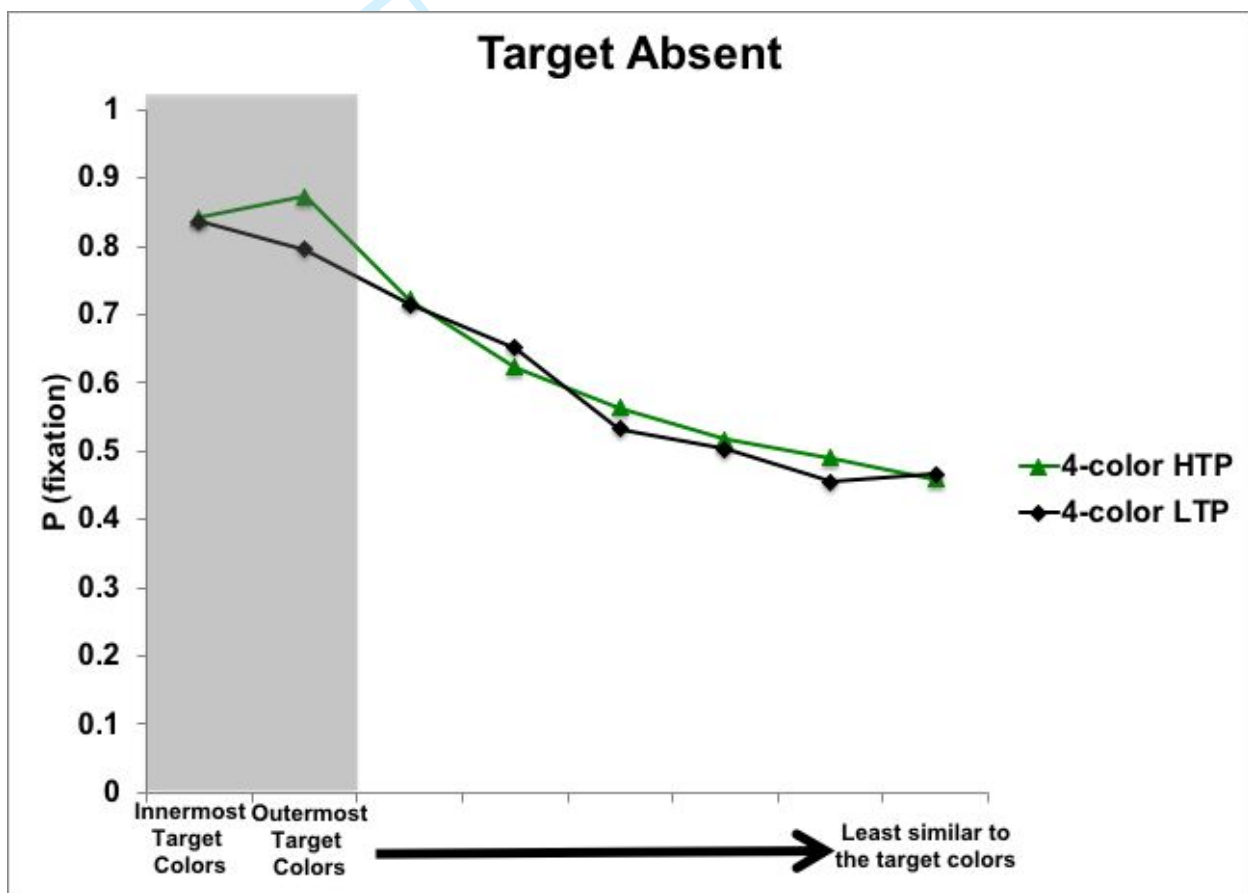
31 **Procedure**

32
33 The procedure was identical to Experiment 1.
34
35
36
37

38 **Results and Discussion**

39
40 Error rates and Response Times were submitted to a 2 (Target Color Probability) x 2
41
42 (Target Presence) ANOVA. When the target was present, subjects committed more errors,
43
44 $F(1,30) = 31.32, p < .001$ and responded faster, $F(1,30) = 99.97, p < .001$, compared with target-
45
46 absent trials. When comparing the two Target Color Probability conditions, subjects were more
47
48 accurate in the 4-color HTP than the 4-color LTP condition, $F(1,30) = 4.18, p = .05$ (see Figure
49
50
51 4).
52
53
54
55
56
57
58
59
60

The fixation probabilities were submitted to a 2 (Target Color Probability) x 2 (Target Presence) x 8 (Color Step) repeated measures ANOVA. There were main effects of Target Presence, $F(1,30) = 564, p < .001$ and Color Step, $F(7,210) = 103, p < .001$, revealing fewer fixations when the target was present and to distractor colors relative to the target colors, respectively. There were no significant main effects or interactions involving Target Color Probability, reflecting no influence of target probability on search (see Figure 6 and Table 1).



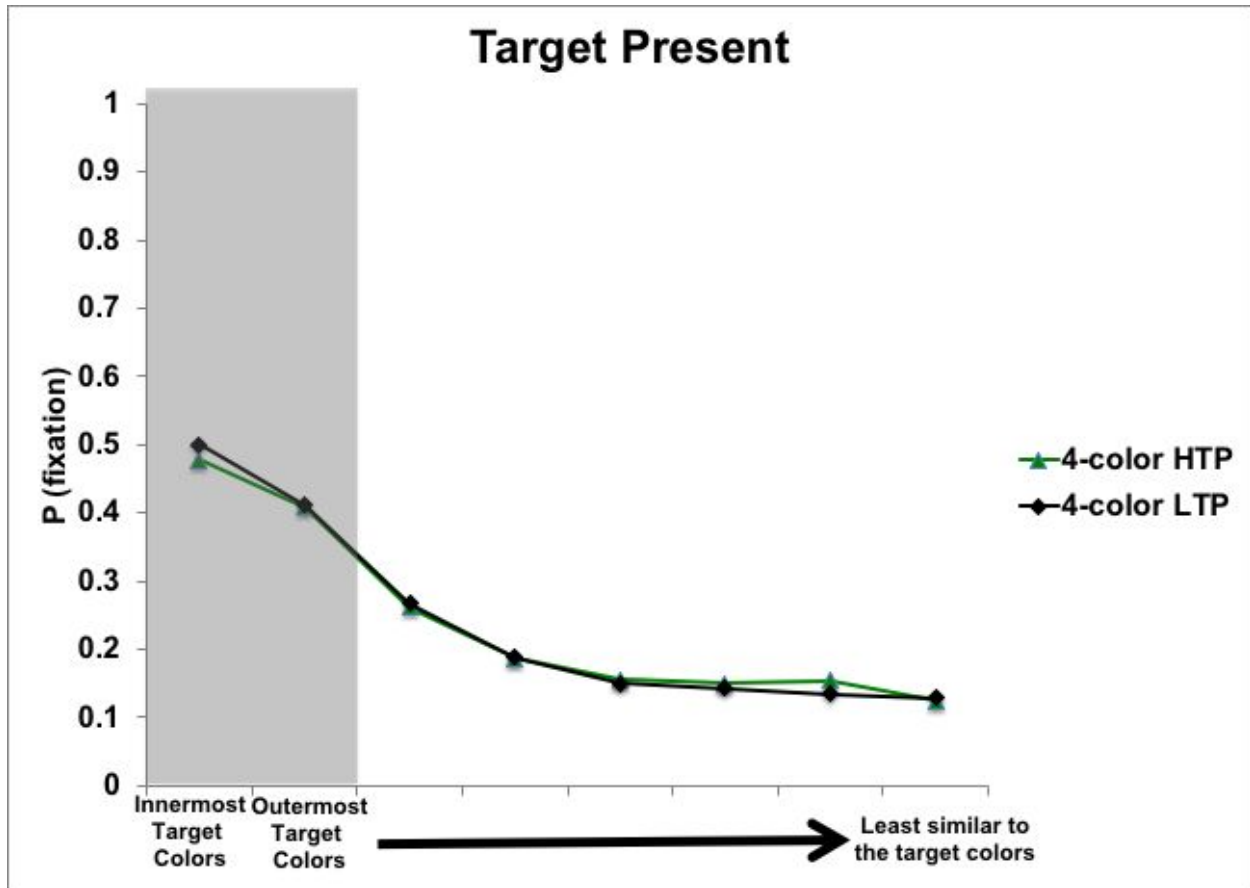


Figure 6: The fixation probabilities for the 4-color HTP (Experiment 1) and the 4-color LTP (Experiment 2) Target Color Probabilities. The top panel is for Target Absent and the bottom panel is for Target Present.

Figures 5 and 6 show a general pattern in the fixation rates that suggests strong guidance towards the colors in the middle of the target range, and a gradual decline for colors less and less similar to these central colors. One possible explanation is that in Experiments 1 and 2, the target representation includes just a single color at the center of the target range, and that it generates a gradient of attentional activation across a broad region of color space. Such a strategy would be

1
2
3 consistent with Navalpakkam and Itti's (2007) claim that the most effective target representation
4
5 for guiding search does not necessarily precisely reflect the target colors.
6

7
8 The gradual decrease in fixation with color similarity is also consistent with
9
10 Schönhammer, Becker, and Kerzel's (2017) broad attentional tuning account that explains the
11
12 results of their Experiment 2. That pattern contrasts with the data from their Experiment 1, and
13
14 with their other experiments (Becker, 2010; Becker, Folk, & Remington, 2013; Schönhammer,
15
16 Grubert, Kerzel, & Becker, 2017) indicating that attention is often directed not to a specific
17
18 color, but to the color that has a specific relation (*i.e.* redder) to the other colors in the display.
19
20 The stimulus colors in those experiments were usually taken from a fairly narrow range that
21
22 forms a line in color space. In the new experiments presented here, the stimulus colors include
23
24 many different hues, and the pattern of similarities across these different hues forms a circle.
25
26 This arrangement makes it difficult to specify the target colors in relational terms. Thus, if there
27
28 is a possibility of specifying target information in either relational or absolute terms, as
29
30 suggested by the differing results between Schönhammer, Becker, and Kerzel's two experiments,
31
32 then the color ring used in these experiments might be expected to promote a representation of
33
34 absolute target colors. Schönhammer, Becker, and Kerzel (2017) note that the results from their
35
36 relational experiments might also be explained by a broadly tuned attentional setting centered on
37
38 a color at the extreme end of their stimulus range. Thus, it is possible that the same broad target
39
40 representation might be used in Becker's experiments and in our Experiments 1 and 2.
41
42
43
44
45

46
47 The frequency with which a color appears as a target does not affect how that color is
48
49 used to guide eye movements in this experiment, although the accuracy data suggest that the
50
51 frequency can affect the likelihood that an item is labeled as a target after it is attended. It would
52
53 be an over-generalization, however, to conclude that a color's target frequency never affects
54
55
56
57
58
59
60

1
2
3 search guidance, as is shown in the following two experiments. The next experiment will test
4 whether the set of search targets can be extended further; In Experiment 3 it will include half of
5 the available hues.
6
7
8
9

10 **Experiment 3**

11
12 The results of Experiments 1 and 2 revealed that it is possible to guide search for four
13 target colors that are taken from adjacent positions on the stimulus color ring when targets with
14 all four of those colors appear in the search task. It is not necessary that the target colors
15 themselves be a very reliable cue to the target presence, as there was no difference in the fixation
16 patterns between the two experiments. The purpose of Experiment 3 is to examine if an
17 expanded set of eight target colors, (half of the hues in the stimulus color space) can be
18 represented in order to effectively guide search. In this first experiment with eight target colors,
19 the probability that a target color will actually appear as a target was set to be the same as in
20 Experiment 1 (the high target probability, 4-color HTP, condition).
21
22
23
24
25
26
27
28
29
30
31
32
33
34

35 **Method**

36 **Subjects**

37
38 Sixteen additional subjects recruited from the University of Massachusetts community
39 took part in Experiment 3. The subjects had a mean age of 20.0 years ($SD = 1.2$).
40
41
42
43

44 **Design**

45
46 All subjects in this experiment were assigned to the 8-HTP condition, producing a 2
47 (Target Presence: Absent versus Present) x 8 (Color Step) mixed factorial design. Color step
48 included 4 levels for the target colors (1-4 steps from the most similar nontarget color), and 4
49 levels for the nontarget colors (1-4 steps from the most similar target color).
50
51
52
53
54
55
56
57
58
59
60

Apparatus and Stimuli

The equipment and settings from the previous experiments were used for the current experiment. The stimuli were designed similarly to previous experiments, except that the targets could appear in eight possible colors that occupied adjacent positions on the 16-color ring of possible colors. The same number of trials was included as in the previous experiments, with each target color appearing an equal number of times (4 times each at each orientation). Instead of a four-color patch preview, subjects were provided with patches of eight colors before each trial (see Figure 7). The stimuli were created such that the probability that a target-color item was a target was the same as that used in the 4-color HTP condition (Experiment 1). There were 73 or 74 of each nontarget-color distractor (at each orientation) and 2 or 3 of each target-color distractor. Once again, this resulted in the target colors appearing more frequently as targets than distractors, with a probability of .62. As before, target colors were balanced across subjects.



Figure 7: An example of the 8-color patch preview.

Procedure

The same exact procedure was used as Experiments 1 and 2. Again, each subject viewed a different set of 8 targets so that all combinations of colors were equally represented across the sample.

Results and Discussion

The main purpose for the current experiment was to test for evidence of color selectivity with 8 target colors. We encouraged subjects to use color to guide search by creating a high probability that a target-color item would be a target. Subjects responded faster, $t(15) = 8.23, p <$

.01, and committed more errors, $t(15) = 2.26$, $p = .039$, when the target was present compared to when it was absent. The fixation probabilities were submitted to a 2 (Target Presence) x 5 (Color Step) repeated measures ANOVA. Only the outermost targets were included with the nontarget colors in the analysis. See Figure 8 for fixation rates for both target-absent and target-present trials.

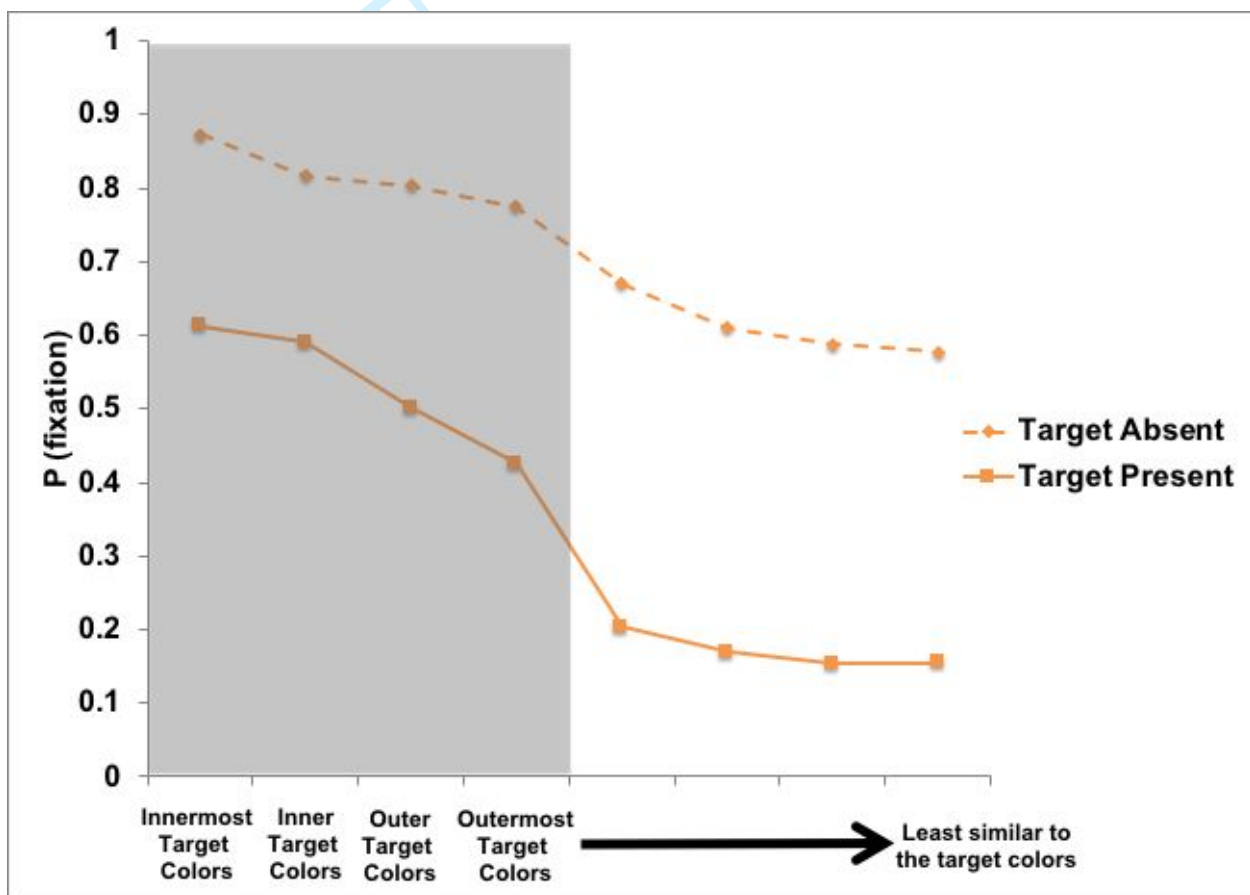


Figure 8: The fixation probabilities for the 8-color HTP (Experiment 3) Target Set.

1
2
3 The results produced main effects for both Target Presence, $F(1,13) = 98.64, p < .001$,
4 and Color Step, $F(7,91) = 29.32, p < .001$. A significant interaction between the two factors,
5 $F(7,91) = 3.044, p = .006$, reflected a stronger color guidance when the target was present. The
6 main finding is that a reasonable level of guidance can be achieved spanning eight colors (i.e.,
7 half of the colors available), with the caveat that the target colors are reliable cues to target
8 identity.
9

10
11 In this experiment, as in the earlier experiments, each subject searched for a different set
12 of target colors, with each color serving as a target equally often. Some target sets may have
13 allowed for more effective guidance than others, and some sets probably contained more color
14 category boundaries than others, which might have determined the difficulty of representing
15 target colors and guiding search. Thus, some target color sets may produce better guidance than
16 others, but the results averaged across these different subjects nonetheless demonstrate that a
17 reasonable level of search guidance is possible with a very broad range of different colors. This
18 issue will be explored further in Experiment 4.²
19
20
21
22
23
24
25
26
27
28
29
30
31
32
33
34

35 If the target template for this task is stored in working memory, which has a very limited
36 capacity, then the eight targets are probably not represented in the search template as eight
37 separate objects, but as a unified template representing the range of target colors. If such a range
38 representation is possible, then why was it not used in Stroud et al.'s (2012) 4-step color search?
39 As discussed in the introduction, some of Stroud et al.'s subjects did show evidence of using a
40 range representation, as indicated by a high fixation rate for colors that were in between the two
41 specified target colors in color space. However, the overall pattern of fixations, across all
42 subjects, recorded during those searches indicates that generally the two targets were represented
43 separately.
44
45
46
47
48
49
50
51
52
53
54

55
56 ² The authors would like to thank Jeremy Wolfe for this observation.
57
58
59
60

1
2
3 The graph in Figure 8 suggests that guidance might be somewhat better for colors near
4 the middle of the target range than for colors at the edge. However, it also seems to show a
5 strong drop-off between the target-color and nontarget-color regions, at least in the target-present
6 trials, suggesting that the target representation for this broad range does not consist of just a
7 single color at the center of the range.
8
9

10
11 Thus far, the results of Experiments 1-3 demonstrate that four colors (25% of the
12 available hues) and eight colors (50% of the hues) can be represented to guide search. However,
13 it is possible that guidance by this large set of eight colors is sensitive to the increased target
14 probabilities, even though guidance by four colors was not. Experiment 4 was designed to test
15 for an effect of target probability under these more extreme conditions.
16
17
18
19
20
21
22
23
24
25
26
27
28

29 **Experiment 4**

30
31 The results of Experiment 3 showed that color selectivity and search guidance are
32 possible with eight target colors. Previously, in comparing Experiments 1 and 2 (4-color HTP
33 and 4-color LTP respectively), we found that guidance did not appear to be sensitive to the
34 probability that a target-colored item would be a target. If search guidance is going to be adjusted
35 according to target probability, then it would seem more likely that it would happen when there
36 is a large number of target colors. Therefore, in order to test again whether this target probability
37 can have an effect, we repeated Experiment 3 (8-color HTP), but used the same frequencies of
38 distractors as in Stroud et al.'s (2012) 4-step condition, which resulted in an extremely low target
39 probability, and thereby provided a large difference from the high target probability used in
40 Experiment 3 (8-color HTP).
41
42
43
44
45
46
47
48
49
50
51
52

53 **Method**

54
55
56
57
58
59
60

Subjects

Sixteen additional subjects recruited from the University of Massachusetts community took part in Experiment 4. The subjects had a mean age of 19.9 years ($SD = 1.5$).

Design

The new subjects were assigned to the 8-LTP condition, and their results were compared against those of the 8-color HTP condition in Experiment 3. Thus, the current experiment employed a 2 (Target Color Probability: 8-color LTP versus 8-color HTP) x 2 (Target Presence: Absent versus Present) x 8 (Color step) mixed factorial design with Target Color Probability as the only between-subjects factor. Color step in the current experiment included 4 levels representing the 8 target colors and 4 levels representing the 8 nontarget colors, as it did in the previous experiment.

Apparatus and Stimuli

The current experiment was identical to Experiment 3 except that the frequencies of the different distractor colors were changed such that the probability that an item with a target color was actually a target was decreased. Similar to the 4-step condition of Stroud et al. (2012), each color appeared as distractors with equal frequency (38 of each at each orientation). However, with eight target colors, each target is presented 4 times, giving a target probability of just 9.5%.

Procedure

The procedure was the same as the previous experiments.

Results and Discussion

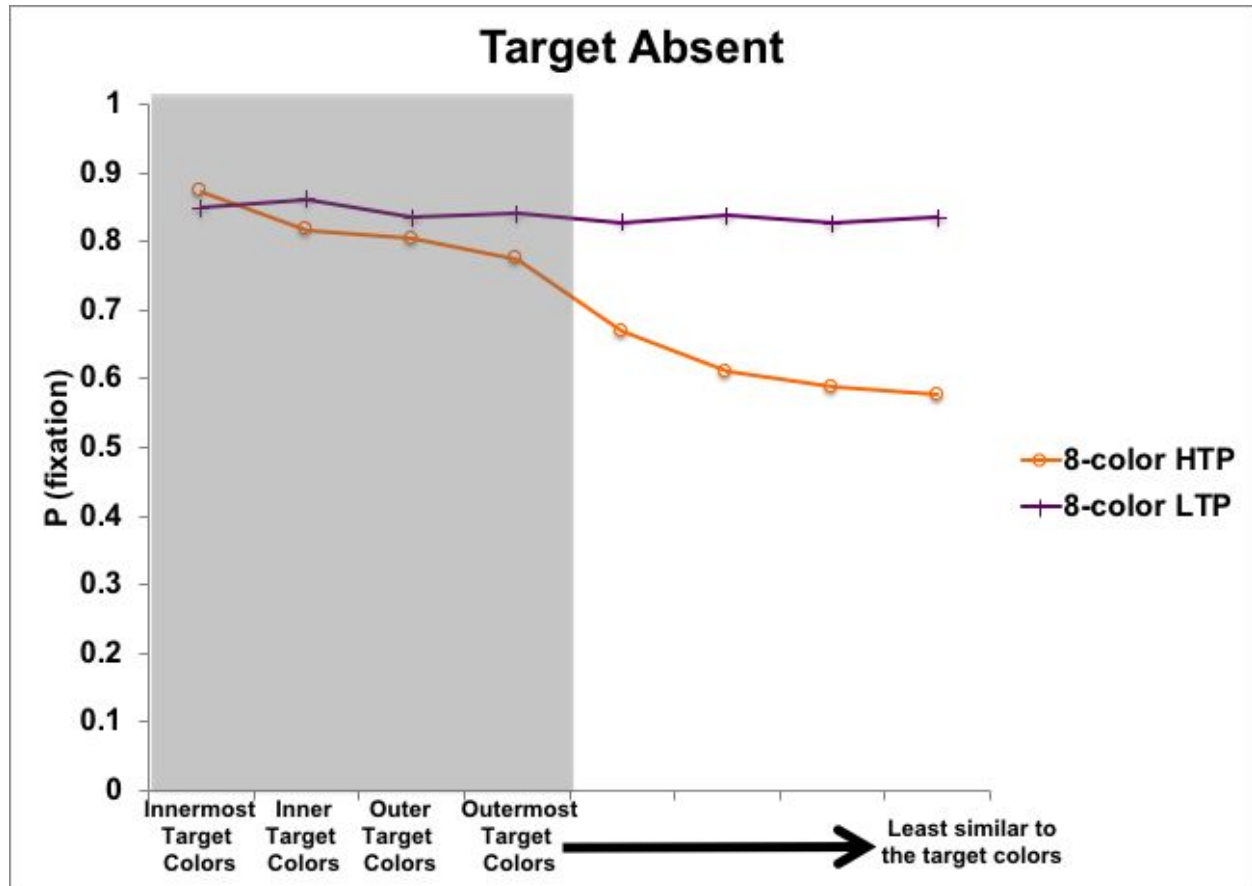
Accuracy and response times were submitted to a 2 (Target Color Probability) x 2 (Target Presence) repeated measures ANOVA. Responses were slower and more accurate when the target was absent versus present ($F(1,30) = 161, p < .001$ and $F(1,30) = 43, p < .001$,

1
2
3 respectively), as expected. There was no difference in accuracy between the Target Color
4
5 Probability conditions when the target was absent, but subjects committed more errors when the
6
7 target was present in the 8-color LTP (mean difference 10%) resulting in a significant Target
8
9 Color Probability x Target Presence interaction, $F(1,30) = 14.8, p = .001$. Responses in the 8-
10
11 color HTP were significantly faster than the 8-color LTP, $F(1,30) = 595, p < .001$, without an
12
13 interaction with Target Presence. Taken together, the accuracy and response time data appear to
14
15 reflect a slightly easier task when the target colors were informative of the targets (See Figure 4).
16
17
18

19
20 The fixation probabilities were submitted to a 2 (Target Color Probability) x 2 (Target
21
22 Presence) x 8 (Color Step) repeated measures ANOVA. Figure 9 presents the data. There were
23
24 three main effects, which showed that more objects were fixated when the target was absent
25
26 versus present, $F(1,30) = 469, p < .001$, when the color was similar to the target compared with
27
28 dissimilar, $F(7,210) = 32, p < .001$, and when the target colors were more likely to appear as
29
30 distractors (8-color LTP versus 8-color HTP), $F(1,30) = 12.2, p = .001$. This last effect of Target
31
32 Color Probability reflects the lack of guidance for eight target colors when color is not very
33
34 informative about the target (see Table 1).
35
36
37

38
39 Target Presence and Color Step significantly interacted, because color selectivity was
40
41 stronger (*i.e.* the difference in fixation rates between target and nontarget colors was greater)
42
43 when the target was present compared to when it was absent, $F(7,210) = 3.81, p = .001$. What is
44
45 perhaps most revealing are the various significant interactions that clearly demonstrate that use
46
47 of color was directly affected by statistical probabilities of the target colors (See Figure 9).
48
49 Color selectivity was present in the 8-color HTP condition (Experiment 3) but it was completely
50
51 absent in 8-color LTP, resulting in a significant Target Color Probability x Color Step
52
53 interaction, $F(7,210) = 26, p < .001$. There was also a significant interaction between Target
54
55
56
57
58
59
60

Color Probability, Target Presence and Color Step, $F(7,210) = 4.02$, $p < .001$, because selectivity was higher for target-present in 8-color HTP while selectivity was nonexistent regardless of target presence in 8-color LTP.



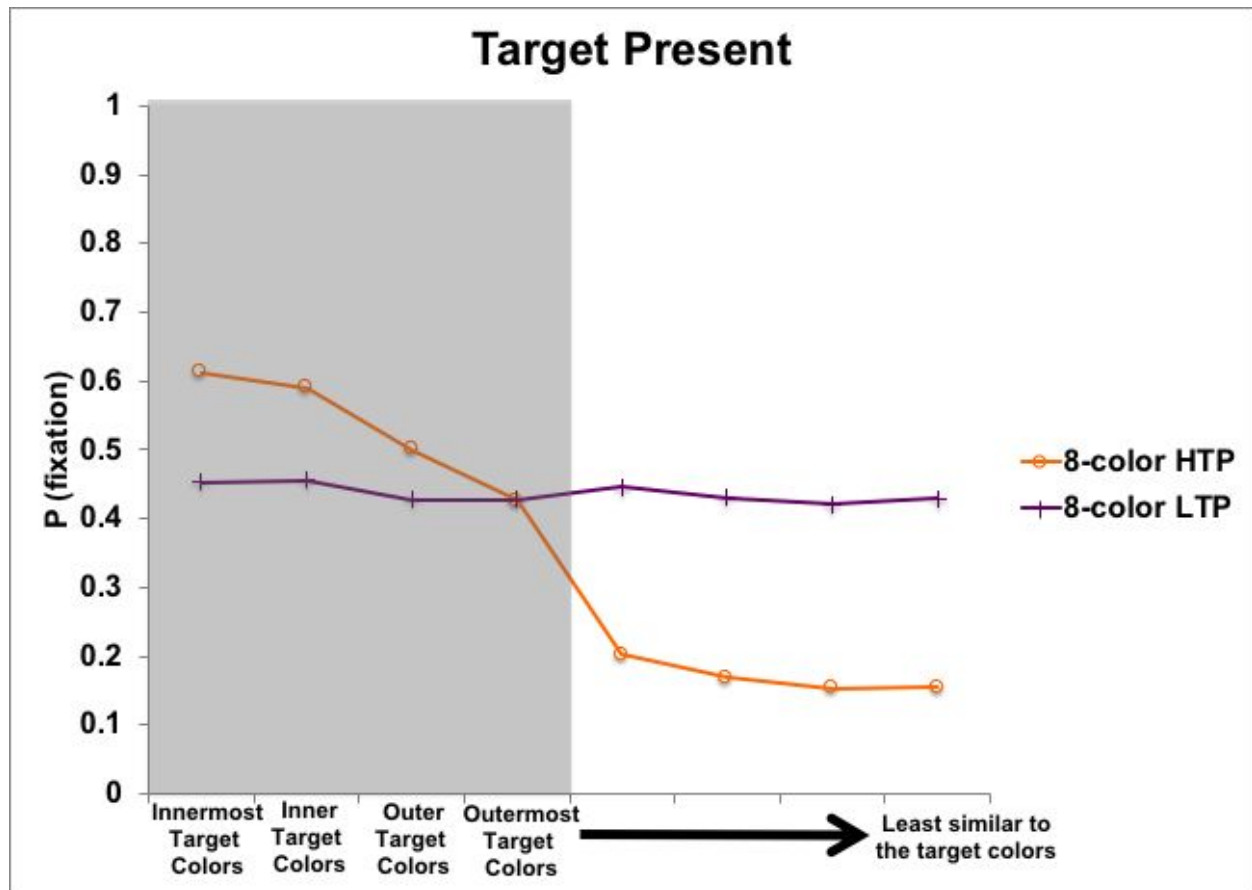


Figure 9: The fixation probabilities for the 8-color HTP (Experiment 3) and 8-color LTP (Experiment 4) Target Color Probabilities with the target absent in the top panel and the target present in the bottom panel.

Figures 8 and 9 show that fixation rates are quite constant across target and nontarget colors in the low target probability (LTP) condition. This pattern indicates that effective guidance does not occur when the target set includes half of the color hues and a target-colored item has a very low probability of being a target. Such a low target probability, combined with the large number of objects held in WM, may have been too much for the system to handle. This

1
2
3 strong effect of target probability contrasts with the comparison of Experiments 1 and 2 (4-color
4 HTP and 4-color LTP), in which target probability had little effect. Experiment 4 was designed
5
6 to push the system to the limits with a large set of target colors to test whether target probability
7
8 can ever affect guidance, and in this case guidance was eliminated when target-colored items
9
10 were unlikely to be targets. Given that subjects have the ability to guide search by the 8-color
11
12 target set, as demonstrated by the decrease in fixation rates between target and nontarget colors
13
14 in Experiment 3, it is surprising that subjects do not make effective use of this guidance in
15
16 Experiment 4. Even though this guidance would have selected a large number of target-color
17
18 distractors, it would have prevented fixations to a large number of non-target-color distractors,
19
20 and thus made search more efficient. For some reason, the large set of target values combined
21
22 with the low target probability made it less likely that search was guided by color. Either there is
23
24 a significant cost in maintaining a large target set representation that offsets the advantage of
25
26 avoiding numerous fixations to distractors, or subjects are failing to deploy search guidance as
27
28 effectively as they could.
29
30
31
32
33
34

35 Despite the lack of guidance under the circumstances in the current experiment,
36
37 Experiments 1-3 showed that participants are able to search for multiple target colors that all
38
39 come from one specific region of color space that includes no nontarget colors. In addition, it
40
41 seems plausible that guidance for eight target colors (Experiment 3, 8-color HTP) was facilitated
42
43 by combining the target colors into a unified representation, rather than maintaining eight
44
45 discrete representations. The differences in the results across these experiments demonstrates that
46
47 subjects have flexibility in how they guide search. The remaining experiments will test whether
48
49 subjects can be encouraged to use a single unified target template under the dual-target search
50
51 conditions used in earlier experiments.
52
53
54
55
56
57
58
59
60

1
2
3 As mentioned above, the 8-color target sets used in Experiments 3 and 4 span across
4 more color category boundaries than the 4-color target sets in Experiments 1 and 2, and the
5 larger target sets may result in more variation in color category boundaries across participants.
6
7 The target color sets are assigned to participants in order to balance these differences: each set of
8 8 target colors is used once across the 16 participants. Averaging over all participants minimizes
9 the impact of qualitative (e.g., color categories) and quantitative (e.g., color distance) differences
10 across target sets on the findings. There are also individual differences in color perception (Neitz
11 & Jacobs, 1986) and there has been much debate over the effect of color categories on speed of
12 distinguishing between colors (e.g., see Forder, He, & Franklin, 2017; Webster & Kay, 2012). It
13 is would therefore be difficult to establish control over color category boundaries when using the
14 desired number of colors employed in the current experiments. However, it is not clear how such
15 differences would account for the current findings. Experiments 1-4 revealed that target set size
16 interacts with the informativeness of the target color to determine whether search is guided by
17 color. Given that stimulus color variation exists in all conditions, it seems unlikely that it would
18 produce such an interaction.
19
20
21
22
23
24
25
26
27
28
29
30
31
32
33
34
35
36
37
38
39
40

Experiment 5

41
42 The effective guidance in Experiments 1-3 suggests that Stroud et al.'s subjects ought to
43 have been able to guide their searches with a set of colors that included both target colors.
44 Perhaps subjects will adopt such a search strategy if they are encouraged to think of the target set
45 as a range of colors. Experiment 5 tested whether a change in the instructions is enough by itself
46 to prompt subjects to change the way they represent the target colors. It utilized the exact same
47 stimuli from the 4-step Target Set in Stroud et al., (2012), but Experiment 5's subjects were
48
49
50
51
52
53
54
55
56
57
58
59
60

1
2
3 shown a single stimulus depicting a range of possible target colors, and asked to search across
4 the entire range instead of searching for just the two separate discrete target colors. If subjects
5 did search for the entire range of colors, fixation rates should be high to the target colors and the
6 three intervening colors. Because the same search arrays and targets were used as in Stroud et
7 al., the targets that appeared in the search arrays had one of the two colors on either end of the
8 range stimulus (See Figure 10). Subjects were not informed that only the colors at the ends of
9 the range appeared as targets, but were asked a number of questions regarding their interpretation
10 of the target range after completing the experiment.

11
12
13
14
15
16
17
18
19
20
21
22
23
24
25
26
27
28
29
30
31
32
33
34
35
36
37
38
39
40
41
42
43
44
45
46
47
48
49
50
51
52
53
54
55
56
57
58
59
60

There are a number of possibilities for how subjects will perform in the current experiment. If subjects can actually represent a range of colors including the two targets, then fixation rates to the three intervening distractor colors should be high and comparable to rates for the targets, while fixation rates to colors outside this range should remain as low as those observed in 4-step dual-target search. On the other hand, search may be guided by the two outside colors of the range (which are the only colors that ever appear as targets) and the three intervening distractor colors might be ignored. A third option is that encouraging a range representation interferes with color selectivity altogether, which would reveal a lack of guidance towards target colors and potential target colors.

Method

Subjects

Sixteen University of Massachusetts students, with ages ranging from 18 – 24 years ($M = 20.9$, $SD = 1.8$) took part in Experiment 5.

Design

1
2
3 The design was similar to the previous experiments. The new subjects each received a
4 target preview comprising a range of colors for comparison with the 4-step condition from
5 Stroud et al. (2012). The resulting design was a 2 (Target Set: 4-step³ versus 4-step range) x 2
6 (Target Presence: absent versus present) x 9 (Color Step) mixed factorial design with Target Set
7 as the only between-subjects factor. Color step included 1 level for the two target colors, 2 levels
8 for the 3 colors in between the target colors, which were within the color range depicted by the
9 rainbow stimulus, and 6 levels for the nontarget colors.

19 **Apparatus and Stimuli**

20
21 The current experiment utilized the same equipment and search objects as the previous
22 experiments. Each unique color/orientation of distractor was presented 38 times, resulting in the
23 same target-color relationships as Stroud et al. (2012). Even though participants were instructed
24 to search for an entire range of colors, half the targets had the color at one end of the range, and
25 half had the color at the other end, with no targets having colors from the middle of the range.
26 The targets were therefore the same two colors as used in Stroud et al. (2012).
27
28
29
30
31
32
33
34

35 The search targets for a given subject consisted of the same two colors throughout the
36 entire experiment, with the two colors being four steps apart in stimulus color space. As in the
37 previous experiments, a target was present on 50% of the trials, with targets in each of the colors
38 appearing in the same number of trials, and the target colors balanced across subjects.
39
40
41
42
43

44 In the experiments reported by Stroud et al. (2012), the two possible target colors were
45 presented to the subject as two separate discrete objects, each with a uniform color. In the current
46 experiment, subjects learned of the target colors by viewing a single long bar within which the
47 hue smoothly changed from one end to the other to specify a range of colors from a contiguous
48
49
50
51
52
53

54
55 ³ The data from the 4-step Target Set are those from the 4-step condition in Stroud et al. (2012). It is important to
56 note that the two targets in this condition were discrete search targets.
57
58
59
60

1
2
3 region of color space. Because of the gradual color change this stimulus resembled a portion of a
4 rainbow or color spectrum, and thus we will refer to it as a rainbow stimulus. The two target
5 colors that would actually appear were represented at the left and right ends of the stimulus. The
6 target range stimulus subtended roughly the same visual angle as the two-object color preview
7 from Stroud et al. An example target cue, for one target-color pair is shown in Figure 10.
8
9
10
11
12
13



14
15
16
17
18
19 Figure 10: An example of the target range stimulus specifying the possible target colors for
20 Experiment 5. This range corresponds to the targets from Stroud et al. (2012) for the 4-step
21 Target Set. Even though subjects were presented with the entire range, the targets only appeared
22 in the two outermost colors.
23
24
25
26
27
28
29

30 **Procedure**

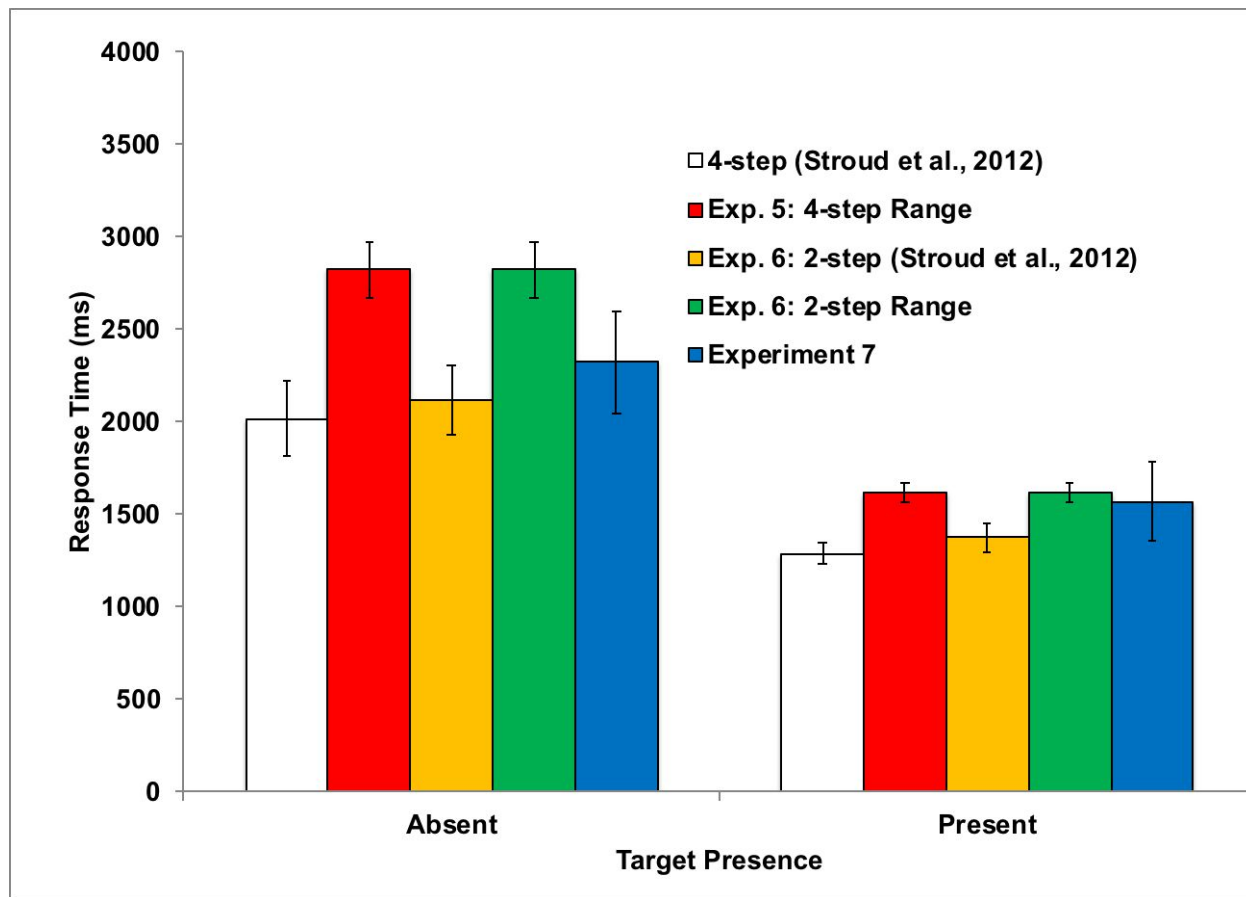
31
32
33 The experiment followed the same procedure as in Stroud et al (2012), except for what
34 subjects were told about which target colors to expect, and how those target colors were depicted
35 in the instructions. In the new experiment, they were told to expect that the T could be any
36 of the target colors within the range stimulus presented. Also, after the experiment was
37 completed, subjects were asked a number of questions to see if they were able to determine that
38 the targets only appeared as the outside colors of the range stimulus. Subjects were shown the
39 target range and asked the following questions: 1. Which colors did the T appear as? 2. Did
40 you devise a strategy for searching? 3. Did you ignore any part of the range and search for
41 specific colors? If subjects had trouble divulging a search strategy, then further questions were
42 directed towards asking about specific uses of color, areas of the range and so on.
43
44
45
46
47
48
49
50
51
52
53
54
55
56
57
58
59
60

Results

Most subjects reported that the targets mostly appeared towards the end of the range, but not specifically the outer edge. Despite the fact that the majority of subjects made this observation, no subject reported altering his or her strategy for searching throughout the entire experiment. Some went as far to express that they “felt as though the target would eventually appear in the other colors”.

Accuracy and Response Times

Average response times and error rates (see Figure 11) were submitted to a 2 (Target Set: 4-step versus 4-step range) x 2 (Target Presence: absent versus present) ANOVA with Target Set as a between subjects factor. In Experiment 5, subjects were less accurate and responded faster when the target was present rather than absent. There was no significant difference between 4-step and 4-step range (mean difference = .0008) for error rates. Subjects responded faster with the 4-step Target Set (1747 ms) compared with the 4-step range Target Set (2219 ms), $F(1,30) = 9.00, p = .005$. However, the difference in RT between Target Sets was greater when the target was absent, as revealed through a significant Target Set x Target Presence interaction, $F(1,30) = 6.73, p = .015$.



1
2
3
4
5
6
7
8
9
10
11
12
13
14
15
16
17
18
19
20
21
22
23
24
25
26
27
28
29
30
31
32
33
34
35
36
37
38
39
40
41
42
43
44
45
46
47
48
49
50
51
52
53
54
55
56
57
58
59
60

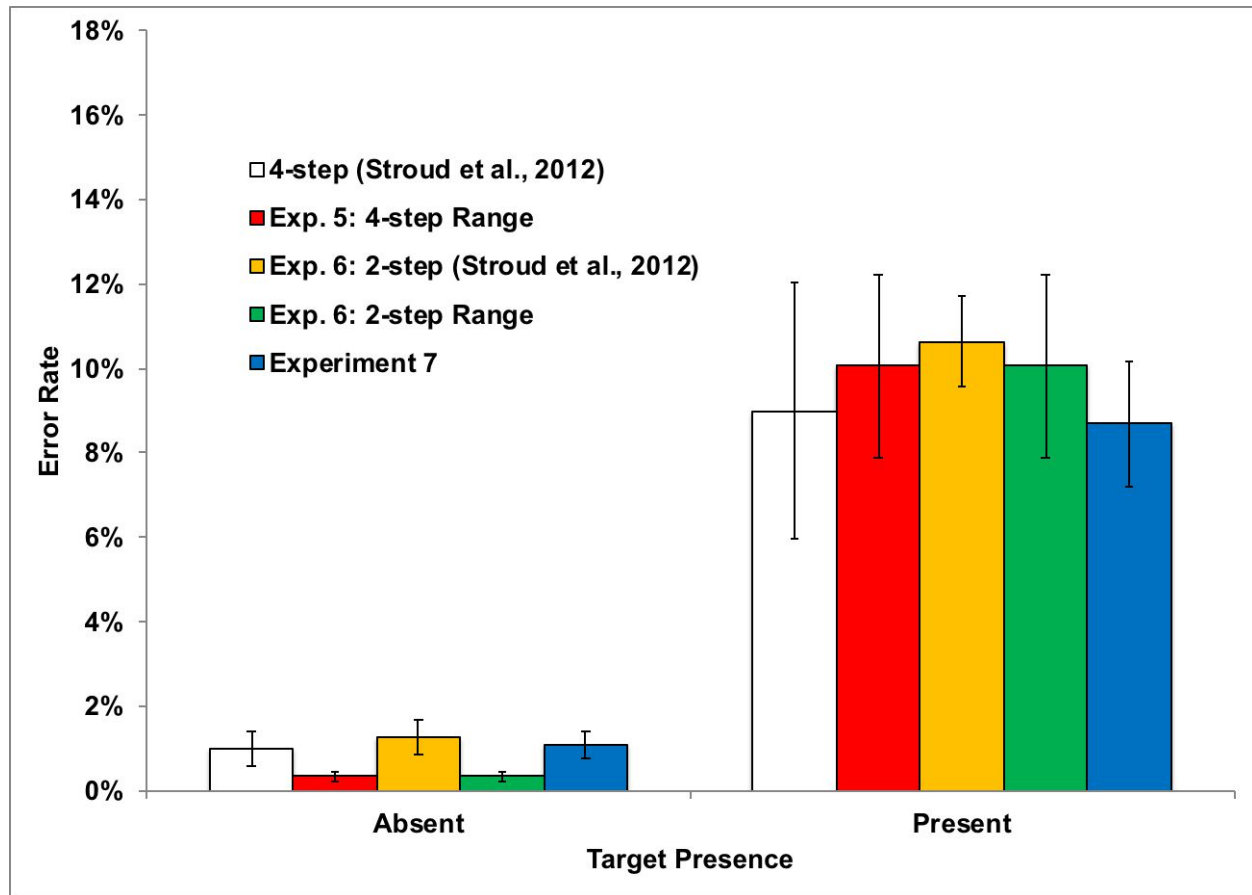


Figure 11: The response times (top panel) and error rates (bottom panel) for Experiments 5 – 7.

Once again, the data from the 4-step condition from Stroud et al., (2012) are included for comparison.

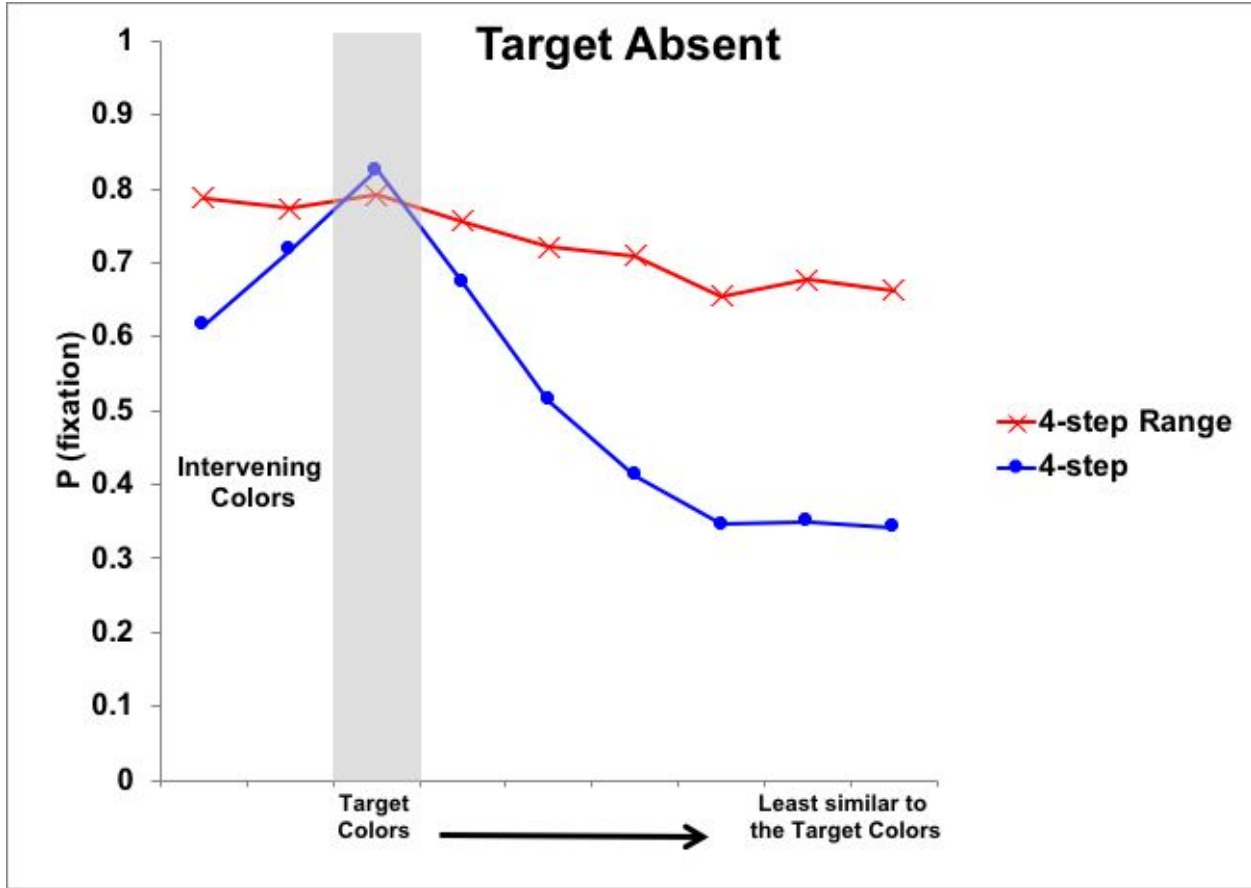
The fixation rates are presented in Figure 12. The fixation rates were submitted to a 2 (Target Set) x 2 (Target Presence) x 7 (Color Step) repeated measures ANOVA. Consistent with Stroud et al. (2012), subjects were color selective and fixated more objects when the target was absent, as revealed through main effects of Color Step, $F(1,30) = 64, p < .001$ and Target Presence, $F(1,30) = 376.28, p < .001$, respectively. Subjects presented with the range target specification fixated significantly more objects than those presented with two separate target objects, $F(1,30) = 12.10, p = .002$. The range depiction of the target colors raised the fixation rate more for the target-absent condition than for the target-present, resulting in a significant Target

1
2
3 Set x Target Presence interaction, $F(1,30) = 7.90, p < .001$. These patterns are consistent with the
4 response time data. Color step and Target Presence significantly interacted, $F(8,240) = 7.68, p <$
5
6
7
8
9
10
11 more color selective when the target was present.

12 Seeing the target colors as part of a range dramatically altered subjects' use of color,
13 evidenced by a significant Color Step x Target Set, $F(8,240) = 13.28, p < .001$ interaction.

14
15 Overall, subjects were less selective about which colors they fixated when subjects were given
16 the target range; in other words, the increase in fixation rate from seeing the targets as a range
17 was especially strong for colors very different from the targets. This drop in selectivity was
18
19
20
21
22
23
24
25
26
27
28
29
30
31
32
33
34
35
36
37
38
39
40
41
42
43
44
45
46
47
48
49
50
51
52
53
54
55
56
57
58
59
60
Overall, subjects were less selective about which colors they fixated when subjects were given the target range; in other words, the increase in fixation rate from seeing the targets as a range was especially strong for colors very different from the targets. This drop in selectivity was stronger when the target was absent, resulting in a significant Target Set x Target Presence x Color Step, $F(8,240) = 10.85, p < .001$, interaction.

1
2
3
4
5
6
7
8
9
10
11
12
13
14
15
16
17
18
19
20
21
22
23
24
25
26
27
28
29
30
31
32
33
34
35
36
37
38
39
40
41
42
43
44
45
46
47
48
49
50
51
52
53
54
55
56
57
58
59
60
The original aim of this experiment was to examine the fixation rates to the colors that fall between the two target colors in stimulus color space; that is, the intervening colors that are presented to the subjects in the 4-step range condition. Planned comparisons conducted on these intervening distractor colors revealed that subjects fixated significantly more of them when given the 4-step range than the 4-step targets, both when the target was present, $t(30) = 2.40, p = .023$, and when the target was absent, $t(30) = 2.41, p = .022$ (Figure 12).



Only

1
2
3
4
5
6
7
8
9
10
11
12
13
14
15
16
17
18
19
20
21
22
23
24
25
26
27
28
29
30
31
32
33
34
35
36
37
38
39
40
41
42
43
44
45
46
47
48
49
50
51
52
53
54
55
56
57
58
59
60

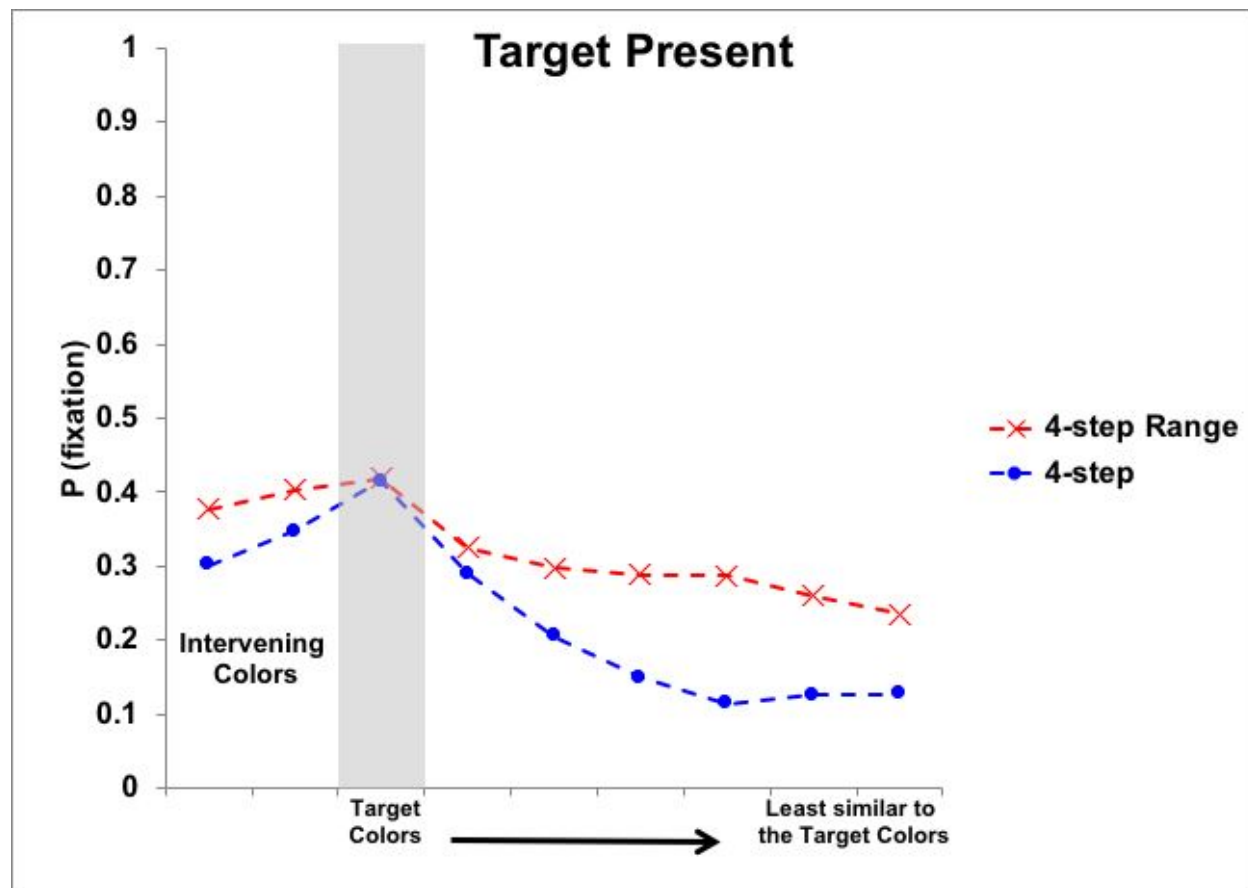


Figure 12: The probability of fixation for the 4-step and 4-step range Target Sets in Experiment 5 when the target was absent (top panel) and when the target was present (bottom panel). The grey bar indicates the target colors in the 4-step condition, which correspond to the colors at the two ends of the target color range shown to the subjects in the 4-step range condition. Note that as in the analysis, fixations to target-colored distractors are included in the graphs, but fixations to targets are not.

Individual Differences

As in Stroud et al.'s analysis, the individual subject data were inspected for the 4-step range Target Set to assess the degree to which subjects may have utilized a broad, unitary range versus two discrete target templates. The fixation probability for the middle intervening color

1
2
3 was subtracted from the mean of the two target colors to yield a difference score, so that positive
4 values indicate that the target colors receive more fixations than the intervening color. We
5 focused the analysis on the middle color only because it is the distractor color that is most likely
6 to show a difference compared to the targets. These difference scores for the 4-step range are
7 plotted along with the scores from the 4-step Target Set in Figure 13 to provide a direct
8 comparison between the two Target Sets.
9
10
11
12
13
14
15
16

17 Given that the pair of target colors that appeared in the displays was different for each
18 set, it is not surprising that fixation patterns varied across subjects within a condition. However,
19 the same sets of target pairs were used in both the discrete and range conditions, and thus the
20 differences across the two conditions are potentially informative. For the discrete Target Set, as
21 reported in Stroud et al (2012), 7 and 12 of the 16 subjects fixated target-color distractors
22 significantly more often than the intervening colors on target-present and target-absent trials
23 respectively (as determined by 95% confidence intervals for the differences). For the range
24 Target Set, these values were 2 and 1 out of 16 subjects respectively. The comparison shows less
25 difference between target colors and the intervening color when the target was depicted by a
26 rainbow stimulus, but this may be a consequence of the fixation rates for all nontarget colors
27 being higher in the range condition.
28
29
30
31
32
33
34
35
36
37
38
39
40
41
42
43
44
45
46
47
48
49
50
51
52
53
54
55
56
57
58
59
60

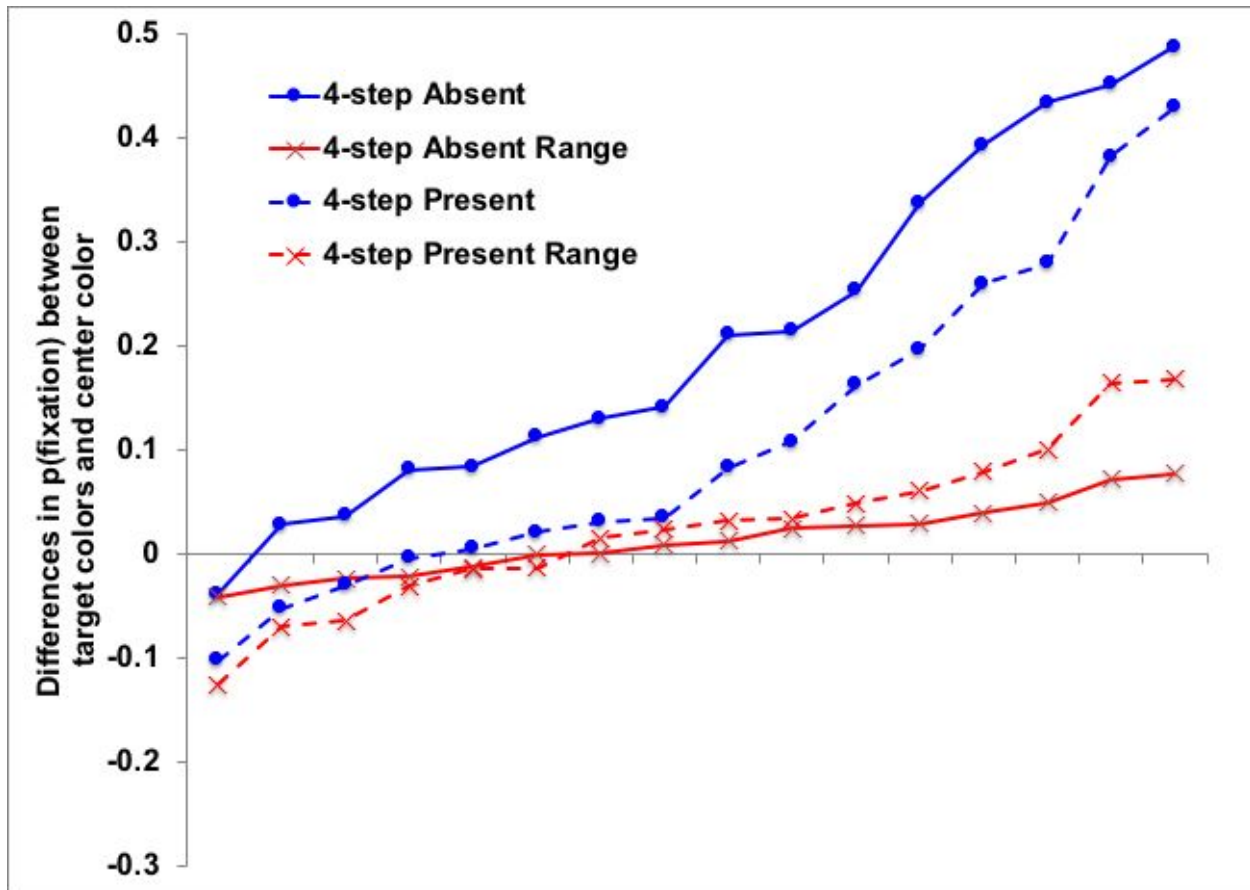


Figure 13: The individual differences for the 4-step range and 4-step Target Sets in Experiment 5, ordered from lowest to highest differences independently for each condition. The x-axis represents the individual subjects arranged in ascending order for each condition.

Discussion

Experiment 5 investigated whether subjects could utilize a range of target colors as an effective representation for guiding search when the target color was specified by a rainbow stimulus. It was suspected that the rainbow stimulus presented to the subjects to specify the target colors would produce the greatest increase in fixation rates for the three intervening colors that are between the two targets in color space because they are part of the specified target color

1
2
3 range. Subjects searched through the exact same stimulus arrays as the discrete 4-step Target Set
4
5 in Stroud et al. (2012), but in the preview before each trial, the target was specified as a
6
7 continuous range of colors to search for instead of two separate objects. To provide the best
8
9 comparison to Stroud et al. (2012), the target colors only appeared on the outer ends of the range
10
11 of the rainbow stimulus. There were no differences in accuracy between the two Target Sets.
12
13
14 There were differences in response time, and the fixation probabilities revealed just how strongly
15
16 search was affected when subjects were given the target range (see Table 1).
17
18

19 Overall, subjects given the 4-step rainbow stimulus fixated significantly more colors,
20
21 indicating a reduction in color selectivity. The interesting finding was how the rainbow target
22
23 specification affected subjects' use of color during search. When the target was present, subjects
24
25 did in fact fixate the intervening colors at a higher frequency than when the target was specified
26
27 as two separate objects, which is perhaps unsurprising given they were informed that these colors
28
29 could be targets. However, and more importantly, the fixation probabilities for the two
30
31 conditions also differed for colors least similar to the targets, and this difference was greater than
32
33 for the intervening colors. It is surprising that the two different conditions would differ so
34
35 dramatically in fixations to these least-similar colors, because subjects received similar
36
37 information about these colors in the two conditions: both types of cues informed subjects that
38
39 these colors could never be associated with targets. Nevertheless, when the target was specified
40
41 as a range, subjects fixated all colors at a fairly high frequency when the target was absent,
42
43 indicating a reduction in color selectivity for that condition.
44
45
46
47
48

49 These results suggest, as in Experiment 1, that search may be guided to some extent by
50
51 the target colors, but if the target is not located, color guidance becomes less selective, allowing
52
53 more fixations to colors that are not that similar to the target colors. It is possible that subjects
54
55
56
57
58
59
60

1
2
3 are more resistant to searching for multiple targets within a range of colors rather than for two
4 discrete targets, and that this resistance led subjects to change strategy; for example, to use the T-
5 shape to identify the target. A shift from color to shape is surprising, given that the presentation
6 of the target colors in Experiment 5 was designed to encourage subjects to think of the target
7 colors as a unified range, and that Experiments 1-3 show that subjects can search effectively for
8 a set of colors. Nonetheless, the fixation data are consistent with a shift to shape.
9

10
11
12 The individual differences were also consistent with the notion that search may be guided
13 to some extent by multiple target colors. Figure 13 shows that the proportion of subjects with
14 difference scores close to 0 (i.e., who fixated the color falling between the two targets as often as
15 the targets) is greater for the 4-step range condition than for the original 4-step discrete
16 condition. However, these data may be misleading because subjects presented with the range
17 fixated nearly every color at a greater frequency, and not just the intervening colors.
18

19
20
21 Subjects had difficulty utilizing the presented range target definition to guide search
22 effectively. The target-color rainbow stimulus did cause a decrease in selectivity for the
23 intervening colors, but it also created a much larger cost for objects dissimilar to either target
24 color. Thus, it appears that for target colors that are separated by 4 steps in color space, subjects
25 are not representing the set or range of colors to guide search in the current experiment, despite
26 evidence from Experiments 1-3 that subjects can use a set of colors to guide search. The next
27 experiment therefore addresses whether a template range can be interpreted and used for two
28 similar colored targets if there are fewer intervening distractor colors included.
29
30
31
32
33
34
35
36
37
38
39
40
41
42
43
44
45
46
47
48
49
50

51 Experiment 6

52
53
54
55
56
57
58
59
60

1
2
3 The results of Experiment 5 revealed that when subjects saw a depiction of a color range
4 that included two target colors that were four steps apart on our ring of 16 colors (Figure 1), they
5 did not effectively guide search by color. Some small degree of color selectivity was
6 maintained, although the effect of Color Step, as an indication of color guidance, was greatly
7 reduced compared to conditions in which targets were presented as two or four discrete objects
8 (see Table 1). The purpose of Experiment 6 is to examine if subjects will effectively search for a
9 range of colors when the separation in color space between the two targets is reduced to just 2
10 steps. Stroud et al. (2012) found that all subjects in the 2-step fixated the intervening color as
11 often as they fixated the target colors, consistent with a combined representation for the two
12 targets that included the intervening color. Their results also showed a cost directly related to the
13 similarity between the search targets, with decreased color guidance associated with the decrease
14 in similarity between the target colors. The current experiment aimed to investigate if this split-
15 target cost may also be preventing the use of a target range. Subjects were presented with a
16 target range that spanned only 2-color steps (containing one intervening distractor color). As in
17 Experiment 5, they searched for either of two targets on each trial.

Method

Subjects

18
19 Sixteen additional University of Massachusetts students, recruited from the same subject
20 pool as the previous experiment, took part in this experiment (Mean age = 19.4, $SD = 0.9$).

Design

21
22 The data from the 2-step Target set from Stroud et al. (2012), which used discrete target
23 previews, were used to compare with the current experiment. The resulting design was a 2

1
2
3 (Target Set: 2-step versus 2-step range) x 2 (Target Presence: absent versus present) x 9 (Color
4 Step) mixed factorial design with Target Set as the only between-subjects factor. The factor of
5
6 Step consisted of 1 level for the target colors, 1 level for the nontarget color between the
7
8 two target colors in color space, and 7 for the nontarget colors outside the two target colors.
9
10

11 12 **Apparatus and Stimuli**

13
14 The same equipment and settings from the previous experiments were used for the
15
16 current experiment. Subjects viewed exactly the same stimuli as in the discrete 2-step Target Set
17
18 from Stroud et al. (2012). The only difference was that in the preview before each trial, the
19
20 targets were specified by a rainbow stimulus similar to Figure 10, but only spanning three color
21
22 steps (two target colors and one intervening color).
23
24

25 26 **Procedure**

27
28 The procedure was identical to Experiment 5.
29
30

31 32 **Results and Discussion**

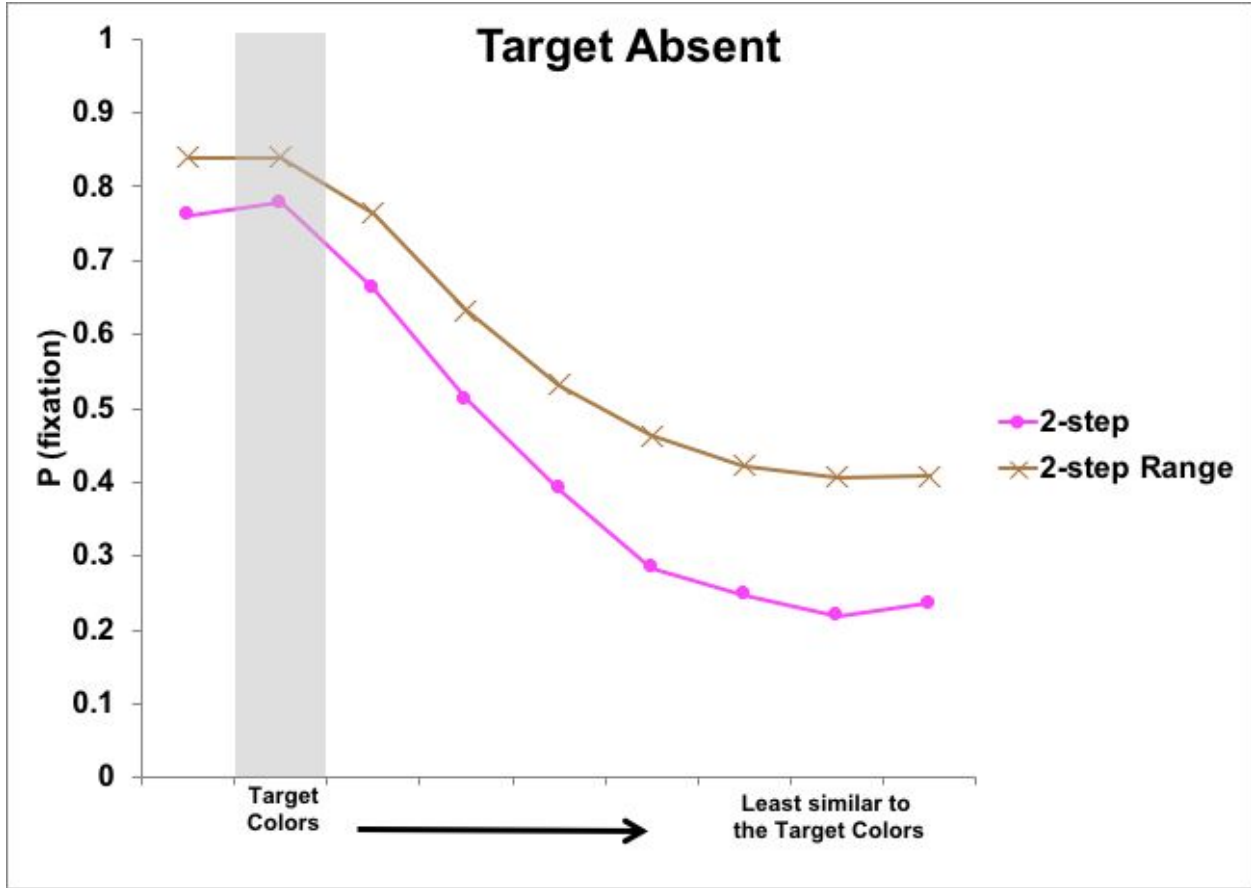
33
34 Firstly, the 2-step range Target Set was compared with the 2-step Target Set from Stroud
35
36 et al., (2012) to evaluate the same predictions regarding representation of the targets as two
37
38 separate objects versus one unitary range. Planned comparisons were conducted on fixation rates
39
40 for the single intervening color between the two Target Sets. Secondly, the 2-step range and the
41
42 4-step range Target Sets were compared to determine how the range representation was
43
44 influenced by the separation between the two target colors in color space. Finally, individual
45
46 differences were examined.
47
48

49 50 **2-step range versus 2-step targets**

51
52 There was no reliable difference between the 2-step and the 2-step range Target Sets for
53
54 both accuracy and response times (both p 's > .20). Subjects responded faster and less accurately
55
56
57
58
59
60

1
2
3 when the target was present (both p 's $< .001$), and the Target Set x Target Presence interaction
4 failed to reach significance for both measures (both p 's $> .25$). See Figure 4 for error rates and
5
6 response time data.
7
8

9
10 Subjects fixated more objects on target-absent trials compared to target-present trials,
11
12 $F(1,30) = 234.38, p < .001$, and more objects similar to the targets (effect of Color Step: $F(8,240)$
13
14 $= 122.87, p < .001$). Subjects given the range target specification fixated significantly more
15
16 objects than those shown two separate target objects, both when the target was present, $F(1,30) =$
17
18 $4.64, p = .039$, and when it was absent, $F(1,30) = 1.31, p = .034$ (See Figure 14). The only
19
20 significant interaction was between Target Presence and Color Step, $F(8,240) = 27.71, p < .001$,
21
22 replicating the finding that subjects are more color selective when the target is present. The
23
24 three-way interaction between Target Set, Target Presence and Color Step ($p = .250$) and the
25
26 two-way interaction between Target Set and Color Step ($p = .271$) both failed to reach
27
28 significance, which suggests that color was not used differently between the discrete and range
29
30 Target Sets. Fixations to the intervening color did not significantly differ between the two Target
31
32 Sets for both target-absent ($p = .784$) and target-present ($p = .144$) trials.
33
34
35
36
37
38
39
40
41
42
43
44
45
46
47
48
49
50
51
52
53
54
55
56
57
58
59
60



View Only

1
2
3
4
5
6
7
8
9
10
11
12
13
14
15
16
17
18
19
20
21
22
23
24
25
26
27
28
29
30
31
32
33
34
35
36
37
38
39
40
41
42
43
44
45
46
47
48
49
50
51
52
53
54
55
56
57
58
59
60

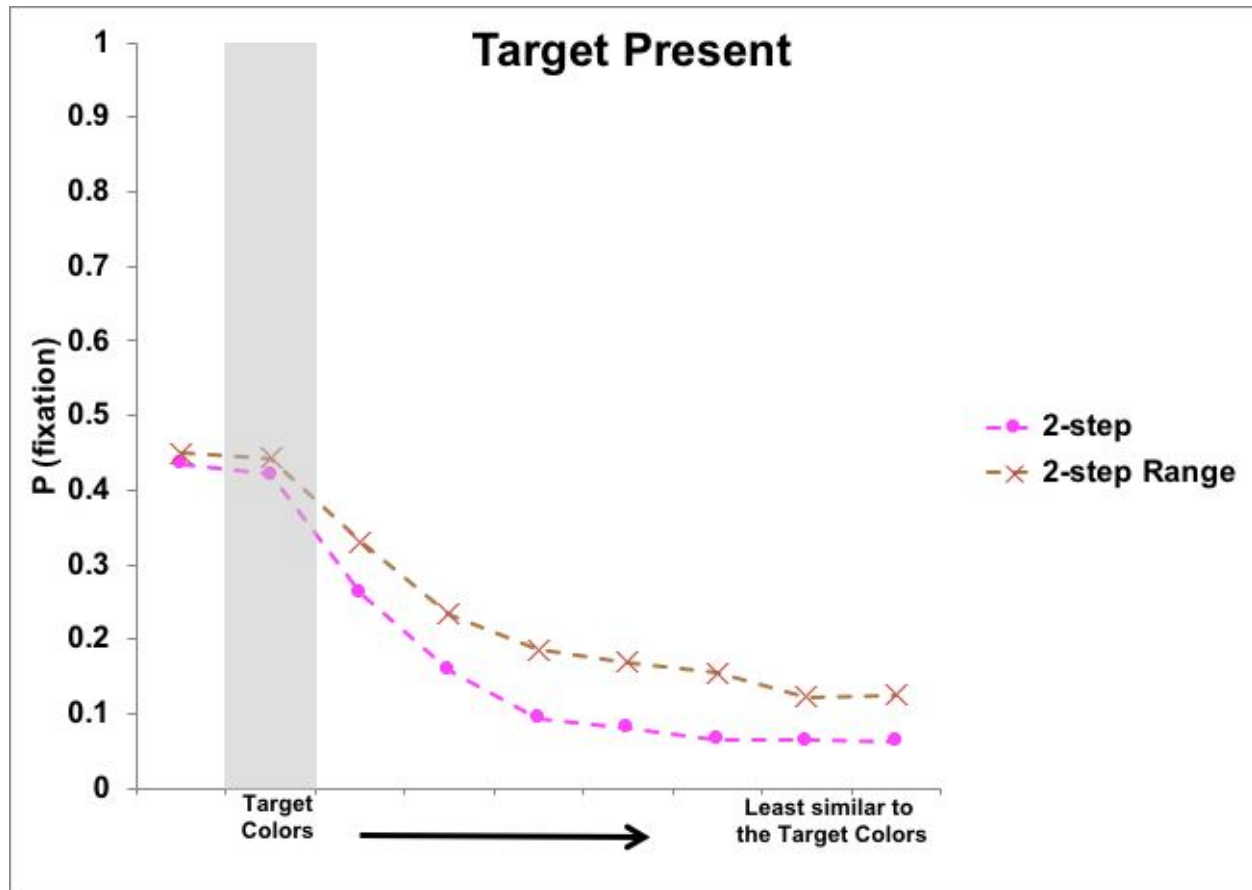
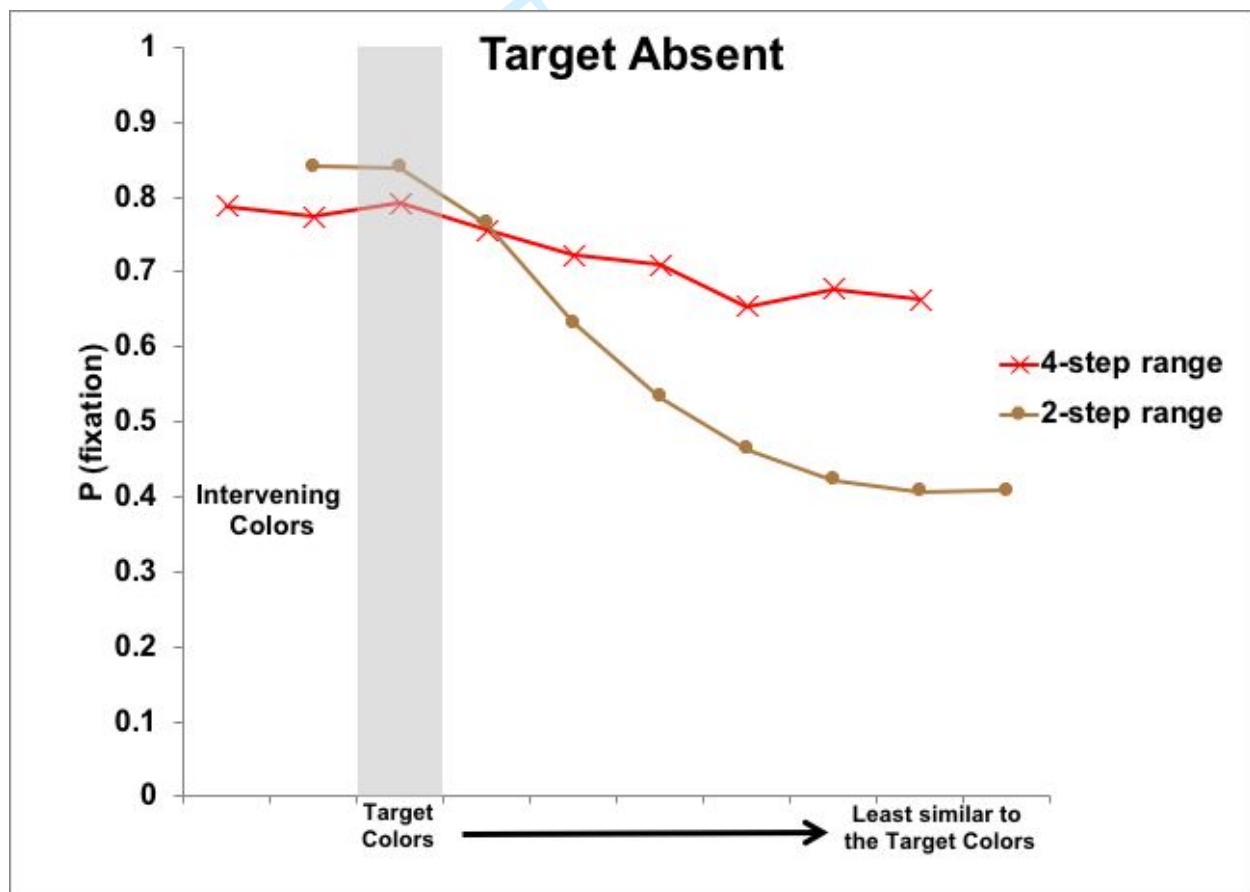


Figure 14: The probability of fixation for the 2-step and 2-step range Target Sets in Experiment 6 for both target absent (top panel) and present (bottom panel) trials. The grey bar indicates the target colors in the 2-step condition, which correspond to the colors at the two ends of the target-color rainbow stimulus shown to the subjects in the 2-step range condition.

2-step range versus 4-step range

The 4-step range and 2-step range Target Sets were compared to investigate the effect of the increased number of colors represented in the range on the objects fixated. Figure 15 shows that the 4-step range was more difficult to maintain compared to the 2-step range. Similar to the comparison between the 2-step and 4-step Target Sets (Stroud et al., 2012), color guidance was dramatically reduced as the number of intervening colors increased. Color Step once again

1
2
3 significantly interacted with Target Set, $F(7,210) = 11.39, p < .001$, and Target Presence,
4
5 $F(7,210) = 7.23, p < .001$. Finally, the range stimulus had varying effects on search depending
6
7 on the presence or absence of the target. When the target was present, color selectivity was
8
9 somewhat preserved for both Target Sets, although to different extents. However, when the
10
11 target was absent, subjects given the 4-step rainbow stimulus fixated almost every color with the
12
13 same frequency, while color selectivity was relatively high with the 2-step rainbow. This
14
15 conclusion was supported by a significant three-way interaction between Target Set, Target
16
17 Presence and Color Step, $F(7,210) = 7.32, p < .001$.



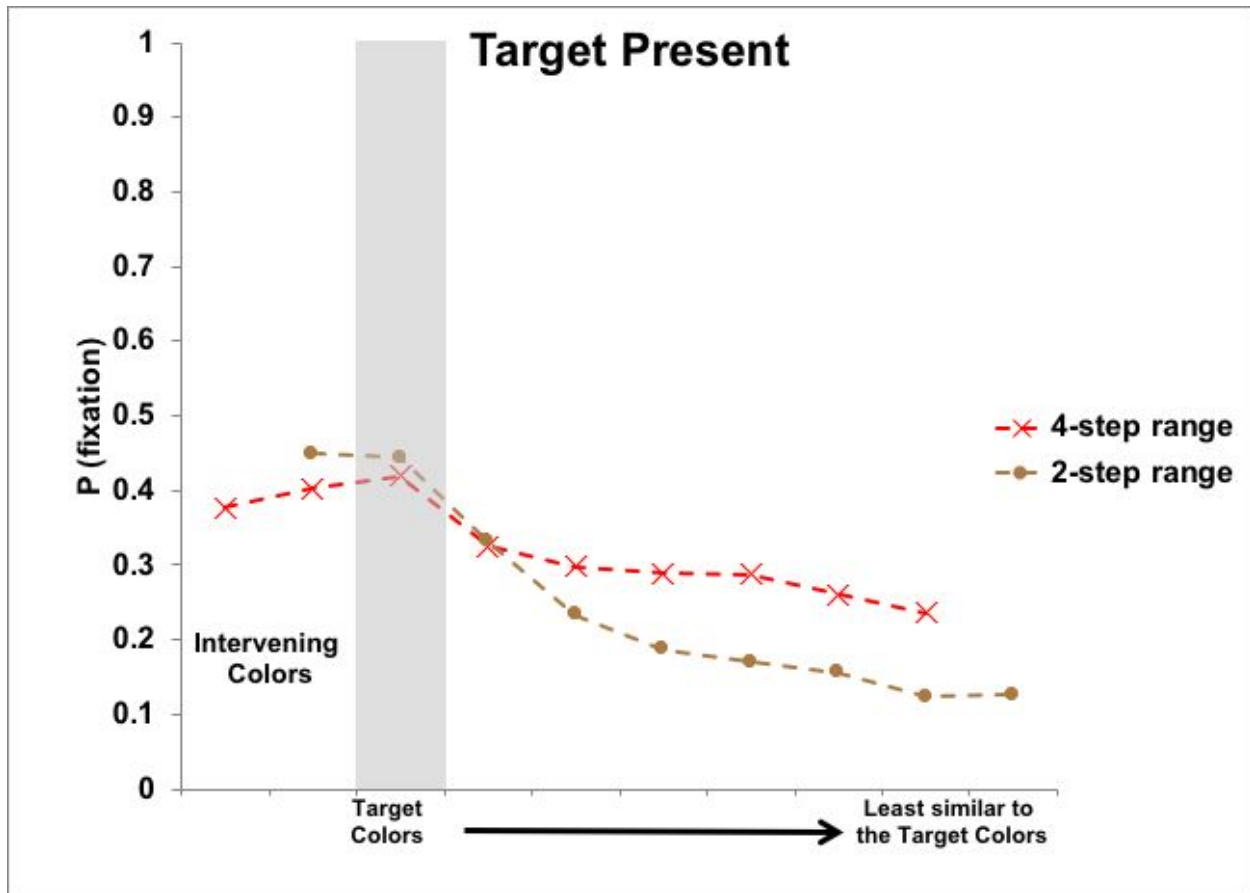


Figure 15: The probability of fixation for the 2-step range (Experiment 6) and 4-step range (Experiment 5) Target Sets for both target absent (top panel) and present (bottom panel) trials. The grey bar indicates the colors at the two ends of the target color range shown to the subjects.

Individual Differences

Individual differences were evaluated as for the 4-step Target Sets (Experiment 5) to determine whether subjects were maintaining two separate target representations or a unitary template range. Figure 16 presents these results for both the 2-step and 2-step range Target Sets. For the discrete Target Set (as reported in Stroud et al., 2012), no subjects fixated the intervening color at a significantly different rate than the target-color distractors, either in the target-present or the target-absent trials. This pattern also held for the range Target Set on target-present trials,

while, on target-absent trials, 2 subjects of 16 fixated target-color distractors significantly more often than the intervening distractor color. The results demonstrate that in both conditions (discrete and range), the majority of subjects fixated the single, intervening color at about the same frequency as the target colors.

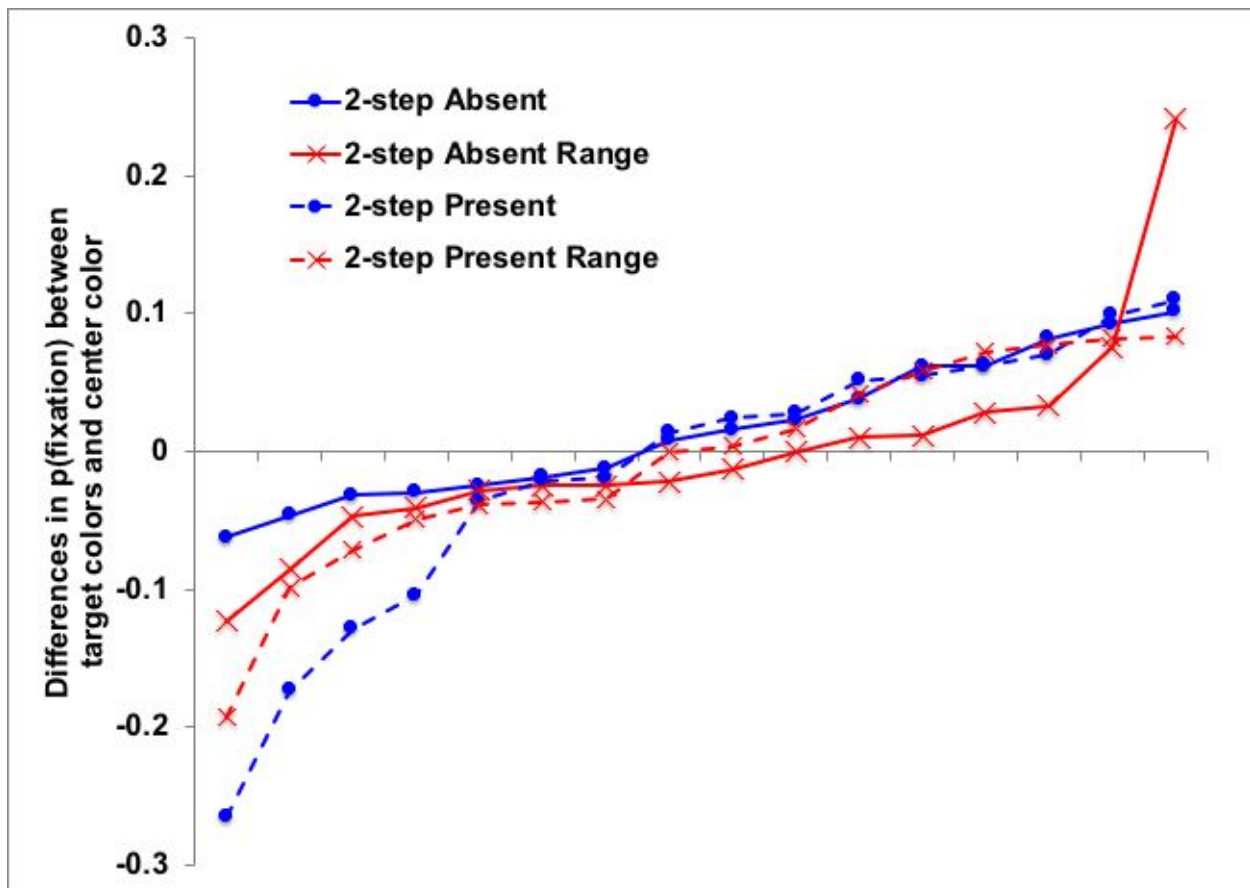


Figure 16: The individual differences for the 2-step and 2-step range Target Sets in Experiment 6.

Summary

The results of the current experiment reveal a pattern of fixations for targets separated by two steps that may be consistent with a range representation. It is important to note that the 2-step Target Set from Stroud et al. (2012) produced a similar pattern. However, the discrete

1
2
3 representation model in Stroud et al. (2012) demonstrated that a two-representation account
4 could produce these data, despite the lack of dip in the fixation rate for the intervening color, if
5 we assume that the distractor color between the two target colors receives attentional activation
6 from both targets. When there is only one color between the two target colors, the predictions
7 from the discrete representation model are similar to what would be expected from a range
8 representation. (See Stroud et al., 2012 for details.)
9

10
11
12
13
14
15
16
17 The results from Experiment 5 suggested that subjects might be completely unable to use
18 a continuously changing color stimulus resembling a segment from a rainbow to construct an
19 effective search target representation. Although it is unclear whether the target colors guiding
20 search in Experiment 6 are mentally represented as a pair of discrete colors or as a single
21 continuous range, the search performance shows that the initial depiction of the target colors as a
22 continuous range at the beginning of each trial can be used relatively well to build an effective
23 target representation in some circumstances.
24
25
26
27
28
29
30
31
32

33 The difference in selectivity between Experiments 5 and 6 could have emerged because
34 the color information provided to participants in Experiment 5 is less informative than it is in
35 Experiment 6, given that the target preview captures more stimulus colors that are not actually
36 targets. There may be other manipulations that will allow subjects to create an effective target
37 representation from such a stimulus; for instance, if all the possible colors in the depicted color
38 range actually appeared as targets, we might expect fixation patterns similar to those in
39 Experiments 1 and 2. Whether search with these depictions of the target set can be improved or
40 not, these results show that translating these continuous stimuli into an effective target
41 representation is not as straightforward as we expected.
42
43
44
45
46
47
48
49
50
51
52
53
54
55
56
57
58
59
60

Experiment 7

Experiments 5 and 6 and the experiments from Stroud et al. (2012) varied the information given to subjects about possible targets in an attempt to influence the representations utilized to guide fixations during search, but did not change the targets or distractors. Rather than manipulating the information given before the stimuli appeared, the current experiment tested the limits of selectivity by manipulating the distractors that appeared across trials. In Experiment 7, we presented subjects with the same target information as used in Stroud et al. (2012), i.e., two separate target colors, but removed distractors of colors that fell between the two targets for the first half of the experiment.

Previous research has shown that the saccadic system is quite flexible in tailoring the pattern of fixations according to characteristics of the stimuli (Pomplun, Reingold, & Shen, 2001, 2003; Shen, Reingold, & Pomplun, 2000, 2003; Williams, & Reingold, 2001). Given this flexibility, the goal of the following experiment is to investigate how the guiding representations are shaped by the absence of distractor colors that fall between the two target colors in the color stimulus space. In this situation, it may be more efficient to combine the target colors into a single representation: the intervening colors could be contained within the representation, but would not be a disadvantage given that they do not appear as distractors.

In the 4-step condition in Stroud et al. (2012), when the targets are separated by four color steps, search seemed to be generally guided by two separate representations for each target, as evidenced by an ability to limit fixations to the intervening colors. In Experiment 5, prompting subjects with a rainbow representation of the target colors produced reduced guidance. In both of these conditions, distractors could appear in colors that fell between the two target colors in color space. Perhaps a unified range representation is more likely to be used in

1
2
3 dual-target search when there are no intervening distractor colors included as part of that
4 representation. Moore and Weissman (2010) reported that exposure to distractors that share
5 features of the target may bias the focus of attention. If subjects have the flexibility to represent
6 the targets as two separate colors or as a range of values, they may be more likely to switch to
7 representing colors separately if they encounter distractors with colors that fall in between the
8 two targets (in color space), thereby making search more effective. If intervening colors
9 influence the representation(s), then eliminating exposure to intervening distractors may allow a
10 range representation of the target colors to form. Excluding the intervening distractors makes the
11 search task more like D'Zmura's (1991) dual-target searches in which target colors were linearly
12 separable from the distractor colors, and which led to efficient search.
13
14
15
16
17
18
19
20
21
22
23
24
25

26 The current experiment aims to test if a single range representation might be conjured if
27 subjects do not encounter any distractors with these intervening values for the first half of the
28 experiment. Such a range representation could encompass both target colors along with the
29 intervening colors that never appear during the first half, and would lead to efficient search.
30
31 During the second half of the experiment, intervening colors will be presented (as distractors) as
32 in the 4-step Target Set from Stroud et al. (2012) in order to test whether the target representation
33 is directing fixations to those colors. If a single range target representation is created and
34 maintained from the first half, then in the second half the intervening colors should be fixated at
35 rates similar to the targets.
36
37
38
39
40
41
42
43
44
45
46

47 Specifically, this question was investigated in the current experiment by comparing the
48 fixation rates for the intervening colors between the second half of the current experiment and
49 the discrete 4-step Target Set from Stroud et al. (2012). Only the 4-step Target Set was used in
50 the current experiment because it is the condition from the previous experiments in which the
51
52
53
54
55
56
57
58
59
60

1
2
3 targets are least similar to one another, meaning that the targets have more intervening colors
4
5 between them, and thus it is the condition in which it is easiest to see differences between a
6
7 range representation and a representation of two discrete colors. If the proportion of fixations to
8
9 intervening distractors in the second half of the current experiment is significantly higher than in
10
11 the latter half of the 4-step Target Set, it will be evidence that a range representation has been
12
13 formed or has been strengthened in response to the distribution of the stimuli encountered.
14
15

16
17 In summary, the current experiment is aimed at exploring the following question: If there
18
19 are no distractors with colors between the two target colors, will subjects be more likely to
20
21 include those colors in a unified target representation?
22

23 24 **Method**

25 26 **Subjects**

27
28 Sixteen additional subjects from the same pool as the previous experiments participated
29
30 in Experiment 7 (Mean age = 19.6, $SD = 1.4$).
31
32

33 34 **Design**

35
36 There were three factors in the current experiment. First, the Distractor Set factor
37
38 consists of the 4-step condition from Stroud et al. (2012), and the new condition that has no
39
40 intervening distractor colors for the first half of the trials. The search target colors were the same
41
42 for both levels of this factor and Distractor Set refers to the presence or absence of intervening
43
44 colors during the 1st half of the experiment. The resulting design was a 2 (Distractor Set:
45
46 intervening versus no-intervening) x 2 (Target Presence: absent versus present) x 7 (Color Step:
47
48 Target – 6 steps) mixed ANOVA. The nontarget colors that were between the two target colors
49
50 in color space were not included in the analysis.
51
52
53
54
55
56
57
58
59
60

Apparatus

The same equipment and settings as the previous experiments were utilized for the current experiment.

Stimuli

The stimuli and task were the same as Stroud et al. (2012): at the beginning of each trial, subjects were presented with two Ts to search for, one in each of the two possible target colors. The main manipulation was to eliminate intervening distractor colors during the first half of the experiment. The first 128 trials only contained objects drawn from 13 out of the 16 possible colors from the color wheel: the two target colors and the remaining 11 distractor colors “outside” the targets. Because these trials do not contain any intervening colors, the total pool of possible objects to create the stimuli was reduced, and the additional distractors were evenly distributed across the remaining 13 distractor colors. This elimination of intervening-colored distractors caused the probability of a target-colored item being a target to be slightly lower in the first half (25%) than the second half (30%).

Subjects were not informed of the composition of the stimuli. To allow a direct comparison with the 4-step condition from Stroud et al., the second half of this experiment contained the exact same trials, including the intervening colors. The purpose of this condition was to test whether repeated trials with no intervening colors affected subjects’ selectivity on subsequent trials. That is, after not being exposed to the intervening colors, are those feature values effectively ‘turned off’ or ‘enhanced’ in the attentional system?

Procedure

The procedure was identical to Experiments 1-4, except that the target preview comprised two targets.

Results and Discussion

The results of 4-step condition from Stroud et al. (2012) were included in the data analysis, reflecting the condition in which the intervening colors appeared as frequently as the colors outside the target colors in the stimulus color space. This 4-step condition contains intervening colors on 86.5% of the trials ($SD = 1.41\%$). For the purposes of the current experiment, the condition matching Stroud et al. will be referred to as ‘intervening’ and the new condition will be labeled ‘no-intervening’ to focus on the most important aspect that is being compared.

Error rates and response times were submitted to a 2 (Target Presence: absent versus present) x 2 (Distractor Set: intervening versus no-intervening) mixed analysis of variance, with Distractor Set as a between-subjects factor. In order to compare the effects of exposure to the intervening colors, the first and second halves of the experiments were analyzed separately.

Consistent with all previous analyses, subjects committed more errors, but responded faster, when the target was present ($ps < .001$) (see Figure 11). There was no significant difference for response times between the two Distractor Sets for the first half of the trials. However, subjects were slightly more accurate with the no-intervening (Mean error rate = 4.5%) than intervening (7.1%) Distractor Set, $F(1,30) = 5.25, p = .029$, especially when the target was present, resulting in a significant Distractor Set x Target Presence interaction $F(1,30) = 1.30, p = .047$. This may reflect the fact that there were fewer distractors that were very similar to the target in color in the no-intervening condition.

For the second half of the experiment, error rates and response times did not significantly differ between the two Distractor Sets. There was a significant Distractor Set x Target Presence

1
2
3 interaction, $F(1,30) = 5.54, p = .025$, for response times only, as a result of faster responses for
4 the no-intervening than the intervening Distractor Set when the target was present.
5
6

7
8 To evaluate the hypotheses regarding the influence the intervening colors had on
9 selectivity, the fixation probabilities were analyzed in a 2 (Distractor Set) x 2 (Target Presence) x
10 5 (Color Step) mixed ANOVA. The fixation probabilities are presented in Figure 17. As with
11 the measures above, the two halves of the experiment were compared separately. Only the
12 colors common across the two Distractor Sets were included in each analysis. The results
13 showed the same consistent finding that subjects fixated significantly more distractors similar to
14 the targets (compared with dissimilar distractors); also they fixated more objects overall when
15 the target was absent versus present ($ps < .001$). Color Step and Target Presence significantly
16 interacted both for the first half, $F(6, 180) = 10.41, p < .001$, and the second half, $F(8, 240) =$
17 $21.86, p < .01$, which, again is a reflection of an increased fixation frequency on distractors that
18 are dissimilar to target colors during target-absent trials.
19
20
21
22
23
24
25
26
27
28
29
30
31
32

33 There were no significant main effects or interactions involving Distractor Set for either
34 the first half (all $ps > .91$) or the second half (all $ps > .45$). The bottom-left panel of Figure 17
35 shows that fewer intervening colors were fixated in the second half for the intervening Distractor
36 Set (compared with no-intervening) when the target was present, but the comparison did not
37 reach significance, $F(1,30) = 1.46, p = .236$.
38
39
40
41
42
43
44
45
46
47
48
49
50
51
52
53
54
55
56
57
58
59
60

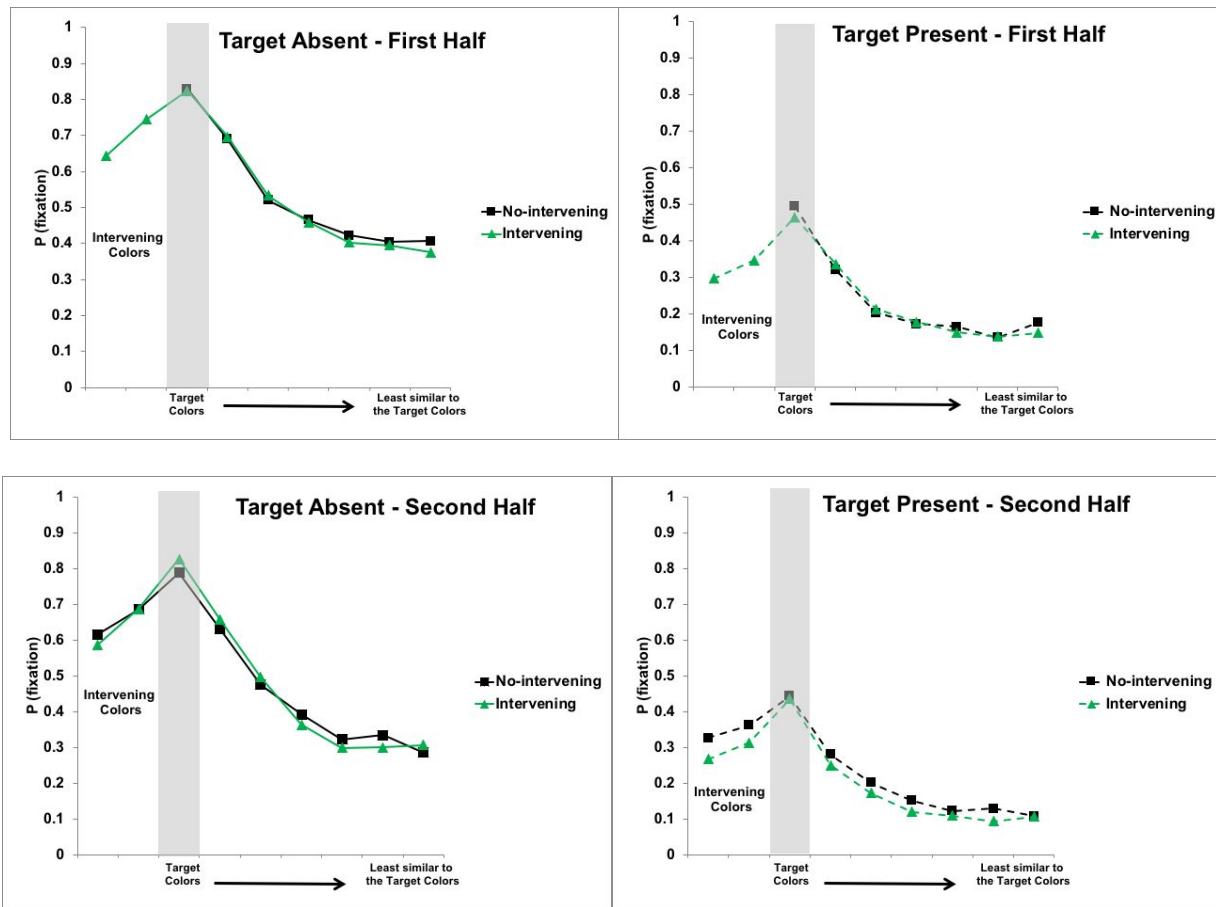


Figure 17: The probability of fixation for the Intervening and No-intervening Distractor Sets in Experiment 7. The top panel represents the first half of each experiment and the bottom panel represents the second half.

These results suggest that the intervening colors have, at most, a minimal influence on shaping the guiding representation (see Table 1). The error rates and response time data revealed limited but significant differences in performance for subjects exposed to the intervening colors. These effects may reflect differences in decision processes after visual items are selected. There was no converging support of these differences in the eye movement data, and thus there is no evidence that attentional guidance varied across conditions. It is true that fixation rates are numerically lower for the intervening compared to the no-intervening condition in the second half of trials. This difference hints that there might be some advantage for viewing

1
2
3 intervening colors on previous trials, but it does not reach statistical significance. The low
4
5 fixation rates for the intervening colors for the second half trials show that search was guided by
6
7 two separate target color representations in both conditions, and the similarity in fixation patterns
8
9 across both conditions suggests that subjects consistently used the same two target color
10
11 representations in both, including the first half trials in the no-intervening condition. Even
12
13 though a single range representation might have worked well with no intervening distractor
14
15 colors, there is no evidence that subjects got in the habit of using one.
16
17
18

19 This result, combined with the findings from Experiments 5 and 6, illustrate that it is not
20
21 easy to encourage subjects to guide search with a single unified template that represents a range
22
23 of colors. This does not mean that such a range template is never used, and the search guidance
24
25 for a set of eight different colors in Experiment 3 may very well have been accomplished with
26
27 such a range template. However, further experiments will be necessary to determine whether
28
29 search can actually be guided in this way.
30
31
32
33
34

35 **General Discussion**

36
37 The purpose of the current set of experiments was to investigate whether search can be
38
39 guided effectively by a large set of colors that are taken from a single region in the color space
40
41 from which all nontarget colors have been excluded. Previous research involving search for
42
43 multiple targets has shown that in many circumstances, two targets are represented as discrete
44
45 templates (Barrett & Zobay, 2014; Beck & Hollingworth, in press; Beck, Hollingworth, & Luck,
46
47 2012; Grubert & Eimer, 2015, 2016; Irons, Folk, & Remington, 2012; Stroud et al., 2012).
48
49 However, little work has examined whether subjects can search effectively for a set of multiple
50
51 colors that are similar to one another such that they can be represented by a single region of color
52
53
54
55
56
57
58
59
60

1
2
3 space that does not also include distractor colors. The current approach involved manipulating
4
5 the relative bottom-up information (relationship between color and target presence) and top-
6
7 down guidance (specification of the target colors) in different combinations to reveal the
8
9 dynamics of this complex representation.
10

11
12 The first four experiments manipulated the informativeness of the target colors while
13
14 specifying those colors with discrete objects. Experiments 1 and 2 presented the target colors as
15
16 four discrete color patches. The results demonstrated that when subjects were provided with four
17
18 colors to search for that covered one-quarter of the possible hues, they were generally able to
19
20 guide eye movements to those colors, regardless of how likely target colors were to be target
21
22 objects.
23
24

25
26 Experiment 3 tested whether this apparent range pattern seen with four discrete target
27
28 colors could be extended to eight target colors, which make up half of the available hues.
29
30 Target-color probability was high in this search: each appearance of a target color was more
31
32 likely to be a target than a distractor. The fixation rates showed that search was guided by all
33
34 eight colors. Experiment 4 employed a very low target probability in order to test whether this
35
36 probability ever affects guidance for multiple colors, given that it made no difference in
37
38 Experiments 1 and 2 (4-color HTP and 4-color LTP). The results showed very little color
39
40 selectivity. In Experiments 3 and 4, as in all of the other experiments presented here, each
41
42 subject searched for a different set of target colors, and there may be differences in the ability to
43
44 guide search across these different target sets, but the same target sets were used for both
45
46 Experiments 3 and 4, so the differences in guidance between these experiments cannot be
47
48 attributed to differences in target sets. Combined, Experiments 3 and 4 show that subjects
49
50 construct a target representation that includes a set of eight hues, but only if the color
51
52
53
54
55
56
57
58
59
60

1
2
3 information is informative about target presence. The lack of guidance in Experiment 4 also
4
5 demonstrates that although attentional mechanisms are available to make search more efficient,
6
7 they are not always used.
8
9

10 With the possibility of search guidance by a large set of colors established in Experiments
11
12 1-3, the final three experiments explored whether search for a similar range of colors could be
13
14 encouraged in the dual-target search tasks used by Stroud et al. (2012), in which target colors are
15
16 separated by distractor colors in stimulus color space. Experiments 5 and 6 provided a rainbow-
17
18 like color preview specifying a range that spanned either four color steps (Experiment 5) or two
19
20 color steps (Experiment 6). Instead of producing effective search templates of the range of
21
22 color steps (Experiment 6). Instead of producing effective search templates of the range of
23
24 colors, these target color depictions led to less efficient search compared to previews consisting
25
26 of discrete objects, as shown by reduced color selectivity for targets separated by 4 color steps
27
28 and increased fixations overall for targets separated by 2 steps. This poor guidance might have
29
30 been attributed to the difficulty of holding three or five possible target colors in visual working
31
32 memory, but Experiments 1-4 demonstrate that working memory can hold the required amount
33
34 of information and make it available for guiding eye movements. Perhaps working memory can
35
36 represent a set of discrete colors, but cannot represent the sort of continuous range that is
37
38 suggested by the rainbow stimulus. When given the visual depiction of a color range specifying
39
40 target colors, subjects might try to encode a few specific colors from that range that are easily
41
42 identifiable or easy to encode in memory. The different target ranges may vary in the number of
43
44 easily encodable colors that they have. Once a set of colors is encoded in a target template,
45
46 subjects may then attempt to guide their eyes towards the colors in the template and to similar
47
48 colors.
49
50
51
52
53
54
55
56
57
58
59
60

1
2
3 Another possible explanation for the poor search performance is that the broad range of
4 colors specified in the preview contained some colors (in the middle) that were never actual
5 target colors, and thus may have created a level of interference. Experiment 7 assessed the
6 flexibility of the target representation by manipulating the distribution of distractor colors that
7 the observers encountered. Specifically, does exposure to the distractor colors in between the two
8 target colors (in color space) shape the guiding template or templates? If subjects did not view
9 distractors with any of these intervening colors as they became familiar with the search task, then
10 perhaps they would represent the two target colors as a range of values including the targets and
11 the colors in between, because there would be no advantage to excluding the intervening colors.
12 If this was the case, then fixations to the intervening colors should occur at the same frequency
13 as fixations to the targets for the second half of the experiment. The results did not support this
14 conclusion, and revealed that exposure to the intervening colors had little to no effect on shaping
15 the target template.
16
17
18
19
20
21
22
23
24
25
26
27
28
29
30
31
32

33 In summary, there are four main conclusions to draw from these experiments. The first is
34 about subjects' ability to search for a large set of colors. Earlier results had suggested that a
35 range template for attentional guidance was simply not possible. Stroud et al. (2012) applied a
36 simple, discrete representation model that provided evidence for separate representations for both
37 similar and dissimilar colored targets in search for two objects. Similar accounts of multiple
38 sources of attentional guidance have been provided by several other researchers (Barrett &
39 Zobay, 2014; Beck et al., 2012; Schwark, Dolgov, Sandry, & Volkman, 2013). However, the
40 new experiments presented here show that under the right circumstances, subjects will create a
41 representation encompassing a set of similar colors and use it to guide eye movements.
42
43
44
45
46
47
48
49
50
51
52
53
54
55
56
57
58
59
60

1
2
3 The other three conclusions provide insight into what it takes to allow observers to
4 construct an effective unified template in conditions that have previously led to separate target
5 templates. The second conclusion demonstrates that even though the rainbow-like stimulus used
6 in Experiments 5 and 6 intuitively seems to be a very accessible way of illustrating the idea of a
7 range that covers a region in color space, subjects were unable to translate it into an effective
8 search template. Instead, for these search tasks, in which the targets and distractors are presented
9 as separate objects each with its own single uniform color, subjects can more effectively interpret
10 a target preview consisting of the same type of separate, uniformly colored objects.
11
12
13
14
15
16
17
18
19
20
21

22 The third conclusion is that constructing and maintaining a representation of a set of
23 colors becomes more difficult as the size of the range increases (see effect of Color Step for 4-
24 color HTP vs. 8-color HTP in Table 1). It should be noted that none of the color-set searches in
25 these experiments comes close to the efficiency of the searches for a single specific target in
26 Stroud *et al.* (2012). As the size of the target set increases, more conditions have to be met before
27 eye movements are guided by the target set, suggesting that broader templates are more difficult
28 to create and to use. Experiment 6 shows some degree of color selectivity for a 2-step range,
29 which includes one eighth of the hue dimension, even when the range is specified by a rainbow-
30 like stimulus. In Experiment 2, search guidance is fairly effective for a 4-color target set, which
31 covers one quarter of the hue dimension. The same type of preview is also sufficient for creating
32 an 8-color template when the target colors are reliable cues to target presence, presumably
33 because this reliability warrants the effort in maintaining the color information.
34
35
36
37
38
39
40
41
42
43
44
45
46
47
48

49 That brings us to the fourth and final conclusion. Observers may be sensitive to the
50 informativeness of the target preview, in terms of the frequency with which a specified target
51 color actually signals the presence of a target, but this sensitivity may be limited to target sets
52
53
54
55
56
57
58
59
60

1
2
3 that include a large number of target values. The effect of target color frequency is seen in the
4 comparison of fixation rates from Experiments 3 and 4: both experiments require search for the
5 same set of eight colors, but guidance is much less effective when many distractors appear with
6 target colors. This sensitivity to the informativeness of target features may only arise with
7 complex target feature sets such as the 8-color set in Experiments 3 and 4. More tests will be
8 needed to know if search will be guided by smaller color sets when the target color probability is
9 very low.

10
11
12 Thus, overall, observers do have the ability to represent and search for a large set of
13 colors, but this increase in the number of target colors comes with a cost to selectivity.

14
15 These results lead to interesting questions for future studies. There is much still to be
16 learned about why search guidance is so ineffective in some circumstances. Experiment 5
17 provides a particularly good example of a situation in which guidance is very poor even though
18 all of the information is available to construct an effective representation of the target colors.
19 This is one case in which subjects are clearly not using their attentional mechanisms as
20 effectively as they could. The rainbow stimulus does include incorrect information about the
21 target colors, given that the targets could only appear in the end colors, so it could be argued that
22 search was disrupted by including nontarget colors in the target information. However, limiting
23 search only to that portion of color space presented in the rainbow stimulus would have made
24 search and guidance more effective than observed.

25
26 One important aspect of all of these experiments, and also of the experiments in Stroud et
27 al. (2012), is that both color and shape information are relevant to finding and identifying a
28 target. When it comes to guiding attention and eye movements, it is much easier to find a
29 specific color among a multicolor set of distractors than to find a rotated T among rotated L's.

30
31
32
33
34
35
36
37
38
39
40
41
42
43
44
45
46
47
48
49
50
51
52
53
54
55
56
57
58
59
60

1
2
3 Nonetheless, because the target is always a T and the distractors are all L's in these experiments,
4 it is possible to find the target purely by shape while ignoring color. Thus, the results of
5
6 Experiments 1-3 demonstrate not only that search guidance by a set of colors is possible, but also
7
8 that under the right circumstances, subjects will elect to engage this multicolor guidance rather
9
10 than falling back on detecting targets by their shape alone.
11
12
13

14
15 The ability to detect targets without color guidance in these searches means that subjects
16
17 may fall back on detecting the target shape in some situations, and if they do, these results may
18
19 not reflect the best possible color guidance. We have tested this possibility in a separate series of
20
21 experiments in which the target can only be identified by color. In these circumstances, the eyes
22
23 are guided fairly effectively by color, even in dual-target search (Cave, Menneer, Kaplan, Stroud
24
25 & Donnelly, in preparation). These experiments provide additional evidence that we have very
26
27 effective mechanisms for controlling attention and eye movements, but, as shown by the current
28
29 experiments, we do not always use them effectively.
30
31
32
33

34
35 These experiments also raise questions about the role of working memory in guiding
36
37 search. When subjects guide search for multiple colors, are they storing the target representation
38
39 in the same memory store that is used for other visual tasks? A number of recent studies have
40
41 explored the interaction between visual working memory and attentional control. Based on their
42
43 measurements of the CDA (contralateral-delay activity; a measurement of current object
44
45 representation in working memory), Carlisle, Arita, Pardo, and Woodman (2011) concluded that
46
47 when subjects search for the same targets across many trials, the search targets come to be
48
49 represented independently of working memory. In addition, other recent evidence suggests that
50
51 search may be guided by episodic long-term memory as opposed to simply visual working
52
53 memory, given that search can be successful for large numbers of targets (Cunningham & Wolfe,
54
55
56
57
58
59
60

1
2
3 2014; Giammarco, Paoletti, Guild, & Al-Aidroos, 2016; Wolfe, 2012; Wolfe et al., 2016). In the
4
5 current set of experiments, the search targets are simple and consistent across every trial.

6
7 Therefore, long-term memory representations may be formed, freeing up attentional resources
8
9 for search. These findings would suggest that working memory is not critical in these search
10
11 tasks, in which the target colors are consistent for each subject. Other experiments, however,
12
13 show a strong link between working memory and search performance on these searches.
14
15 Menneer, Cave, Kaplan, Stroud, and Donnelly (submitted) have coupled a single-target version
16
17 of the specific visual search task used here with different visual working memory tasks. The
18
19 results suggest a complex relationship between the target representation and visual working
20
21 memory: if subjects are holding a color in visual working memory, their guidance of eye
22
23 movements by color is much less effective. However, there is not much confusion between the
24
25 memory color and the search target color; subjects do a fairly good job of keeping the two
26
27 separate. Thus, it appears that maintaining the search target representation draws on some of the
28
29 same resources as other visual memory tasks, but the representations are fairly well separated.
30
31
32
33
34

35 The question of working memory storage is especially important in Experiment 3, in
36
37 which subjects guide search to a set of eight different target colors. Perhaps, as Carlisle et al.
38
39 suggest, the target colors are transferred to long-term memory. Indeed, an exploratory
40
41 examination of our dual-target search data split by quarters of the experiment (each containing
42
43 64 trials) showed an improvement in selectivity across trials, with peak selectivity being
44
45 achieved half way through the trials. Such improvement could be attributed to task learning or to
46
47 targets being supported by long-term memory. If instead they are held in working memory, it is
48
49 not clear whether they are represented as eight separate items, or as a single range representation
50
51 that covers all eight colors, or as something in between, such as a small set of small range
52
53
54
55
56
57
58
59
60

1
2
3 representations. It would be instructive to test whether subjects are able to search for a large set
4
5 of colors that are not adjacent on the ring of possible colors, but come from a part of color space
6
7 that, if selected as a contiguous region, would also contain distractor colors. Can they guide their
8
9 eyes to the target colors without also selecting distractor colors between the target colors in color
10
11 space? Answering this question may be hard, though, because Stroud et al. (2012) have shown
12
13 that a single template for a range of colors can produce fixation patterns similar to a combination
14
15 of templates for individual colors.
16
17
18
19
20
21
22
23
24
25
26
27

28 Acknowledgements

29
30
31 Thanks to Keith Rayner, Matthew Davidson, Donald Fisher, and Junha Chang for
32
33 valuable guidance; to Erica Kreindel, Ross Krebs, Shanila Sattar, Megan Curtis, and Jackie
34
35 Cheng for help with testing subjects and analyzing the results; and to Olivia Downer and Ruja
36
37 Kambli for suggestions on the manuscript. The authors would also like to thank Katherine Moore
38
39 and Jeremy Wolfe for their helpful comments regarding the manuscript.
40
41
42
43
44
45
46
47
48
49
50
51
52
53
54
55
56
57
58
59
60

References

- 1
2
3
4
5 Barrett, D. J. K., & Zobay, O. (2014). Attentional control via parallel target-templates in dual-
6 target search. *PLoS ONE*, *9*(1), e86848.
7
8
9
10
11 Beck, V. M., & Hollingworth, A. (2017). Competition in saccade target selection reveals
12 attentional guidance by simultaneously active working memory representations. *Journal of*
13 *Experimental Psychology: Human Perception and Performance*, *43*(2), 225-230.
14
15
16
17
18
19
20 Beck, V. M., Hollingworth, A., & Luck, S. J. (2012). Simultaneous control of attention by
21 multiple working memory representations. *Psychological Science*, *23*(8), 887-898.
22
23
24
25 doi:10.1177/0956797612439068
26
27
28
29 Becker, S. I (2010). The role of target-distractor relationships in guiding attention and the eyes in
30 visual search. *Journal of Experimental Psychology: General*, *139*(2), 247-265. doi:
31
32
33
34 10.1037/a0018808
35
36
37
38 Becker, S. I., Folk, C.L., & Remington, R. W. (2013). Attentional capture does not depend on
39 feature similarity, but on target-nontarget relations. *Psychological Science*, *24*(5), 634-647.
40
41
42
43 doi: 10.1177/0956797612458528
44
45
46
47 Carlisle, N.B., Arita, J. T., Pardo, D., & Woodman, G. F. (2011). Attentional templates in visual
48 working memory. *The Journal of Neuroscience*, *31*, 9315-9322.
49
50
51
52
53
54
55
56
57
58
59
60

1
2
3 Cave, K. R., Menneer, T., Kaplan, E., Stroud, M. J., & Donnelly, N. (In preparation). Effective
4
5 Visual Search Guidance with Multiple Items in Working Memory: The Dual-Target Cost
6
7 and the Working-Memory Cost Can be Largely Avoided.
8
9

10
11
12 Cave, K. R., Menneer, T., Nomani, M.S., Stroud, M. J., & Donnelly, N. (2018). Dual Target
13
14 Search is Neither Purely Simultaneous nor Purely Successive, *Quarterly Journal of*
15
16 *Experimental Psychology*, 71, 169-178.
17
18

19
20
21 Cunningham, C. A., & Wolfe, J. M. (2014). The role of object categories in hybrid visual and
22
23 memory search. *J Exp Psychol Gen*, 143(4), 1585-1599. doi: 10.1037/a0036313
24
25

26
27 Desimone, R., & Duncan, J. (1995). Neural mechanisms of selective visual attention. *Annual*
28
29 *Review of Neuroscience*, 18, 193-222.
30
31

32
33 D'Zmura, M. (1991). Color in visual search. *Vision Research*, 31(6), 951-966.
34
35

36
37 Folk, C. L., Remington, R. W., & Johnston, J. C. (1992). Involuntary covert orienting is
38
39 contingent on attentional control settings. *Journal of Experimental Psychology: Human*
40
41 *Perception & Performance*, 18(4), 1030–1044
42
43

44
45 Forder, L., He, X., & Franklin, A. (2017). Colour categories are reflected in sensory stages of
46
47 colour perception when stimulus issues are resolved. *PLoS One*, 12(5): e0178097. doi:
48
49 10.1371/journal.pone.0178097
50
51
52
53
54
55
56
57
58
59
60

- 1
2
3 Giammarco, M., Paoletti, A., Guild, E., & Al-Aidroos, N. (2016). Attentional capture by items
4
5 that match episodic long-term memory representations. *Visual Cognition, 24(1)*, 78 – 101.
6
7
8
9 Grubert, A., & Eimer, M. (2015). Rapid parallel attentional target selection in single-color and
10
11 multiple-color visual search. *Journal of Experimental Psychology: Human Perception and*
12
13 *Performance, 41(1)*, 86-101. doi:10.1037/xhp0000019
14
15
16
17
18 Grubert, A., & Eimer, M. (2016). All Set, Indeed! N2pc Components Reveal Simultaneous
19
20 Attentional Control Settings for Multiple Target Colors. *Journal of Experimental*
21
22 *Psychology: Human Perception and Performance*. doi:10.1037/xhp0000221
23
24
25
26
27 Hollingworth, A., & Beck, V. M. (2016). Memory-based attentional capture when multiple items
28
29 are maintained in visual working memory. *Journal of Experimental Psychology: Human*
30
31 *Perception and Performance, 42(7)*, 991-997.
32
33
34
35
36 Hout, M. C., & Goldinger, S. D. (2010). Learning in repeated visual search. *Attention,*
37
38 *Perception & Psychophysics, 72*, 1267-1282.
39
40
41
42 Hout, M. C., & Goldinger, S. D. (2015). Target templates: The precision of mental
43
44 representations affects attentional guidance and decision-making in visual search.
45
46 *Attention, Perception & Psychophysics, 77*, 128-149.
47
48
49
50
51 Houtkamp, R., & Roelfsema, P. R. (2009). Matching of visual input to only one item at a time.
52
53 *Psychological Research, 73*, 317-326.
54
55
56
57
58
59
60

- 1
2
3 Irons, J. L., Folk, C. L., & Remington, R. W. (2012). All set! Evidence of simultaneous
4
5 attentional control settings for multiple target colors. *Journal Of Experimental Psychology:*
6
7 *Human Perception And Performance*, 38(3), 758-775. doi:10.1037/a0026578
8
9
10
11
12 Ishihara, S. (1917), Tests for colour-blindness Handaya, Tokyo, Hongo Harukicho.
13
14
15
16 Luck, S. J., & Vogel, E. K. (1997). The capacity of visual working memory for features and
17
18 conjunctions. *Nature*, 390,279-281.
19
20
21
22 Menneer, T., Barrett, D. J. K., Phillips, L., Donnelly, N., & Cave, K. R. (2004). Search
23
24 efficiency for multiple targets. *Cognitive Technology*, 9, 22 - 25.
25
26
27
28 Menneer, T., Barrett, D. J. K., Phillips, L., Donnelly, N., & Cave, K. R. (2007). Costs in
29
30 searching for two targets: Dividing search across target types could improve airport
31
32 security screening. *Applied Cognitive Psychology*, 21(7), 915-932.
33
34
35
36
37 Menneer, T., Cave, K.R., & Donnelly, N. (2009). The cost of searching for multiple targets: The
38
39 effects of practice and target similarity. *Journal of Experimental Psychology: Applied*, 15,
40
41 125-139.
42
43
44
45
46 Menneer, T., Cave, K.R., Kaplan, E., Stroud, M.J. & Donnelly, N. (submitted) Working memory
47
48 interactions play a fundamental role in the dual-target cost in visual search guidance.
49
50
51
52
53
54
55
56
57
58
59
60

1
2
3 Menneer, T., Donnelly, N., Godwin, H. J., & Cave, K. R. (2010). High or low target prevalence
4
5 increases the dual-target cost in visual search. *Journal of Experimental Psychology:*
6
7 *Applied, 16*, 133-144.
8
9

10
11
12 Menneer, T., Stroud, M. J., Cave, K. R., Li, X., Godwin, H. J., Liversedge, S. P. & Donnelly, N.
13
14 (2012). Search for two categories of target produces fewer fixations to target-color items.
15
16 *Journal of Experimental Psychology: Applied. Vol 18(4)*, 404-418.
17
18

19
20
21 Moore, K. S., & Weissman, D. H. (2010). Involuntary transfer of a top-down attentional set into
22
23 the focus of attention: Evidence from a contingent attentional capture paradigm. *Attention,*
24
25 *Perception, & Psychophysics, 72(6)*, 1495-1509. doi:10.3758/APP.72.6.1495
26
27

28
29
30 Moore, K. S., & Weissman, D. H. (2011). Set-specific capture can be reduced by pre-emptively
31
32 occupying a limited-capacity focus of attention. *Visual Cognition, 19(4)*, 417-444.
33
34

35
36 Moore, K. S., & Weissman, D. H. (2014). A bottleneck model of set-specific capture. *PLOS*
37
38 *ONE, 9(2)*, e88313.
39
40

41
42 Navalpakkam, V., & Itti, L. (2007). Search goal tunes visual features optimally. *Neuron, 53(4)*,
43
44 605-617. doi:10.1016/J. Neuron.2007.01.018
45
46

47
48 Neitz, J., & Jacobs, G. H. (1986). Polymorphism of the long-wavelength cone in normal human
49
50 color vision. *Nature. 323 (6089): 623–5*. doi:10.1038/323623a0. PMID 3773989.
51
52
53
54
55
56
57
58
59
60

1
2
3 Olivers, C. L., Peters, J., Houtkamp, R., & Roelfsema, P. R. (2011). Different states in visual
4
5 working memory: When it guides attention and when it does not. *Trends In Cognitive*
6
7 *Sciences, 15*(7), 327-334.
8
9

10
11
12 Pomplun, M., Reingold, E. M., & Shen, J. (2001). Investigating the visual span in comparative
13
14 search: The effects of task difficulty and divided attention. *Cognition, 81*(2), B57-b67.
15
16
17

18 Pomplun, M., Reingold, E. M., & Shen, J. (2003). Area activation: a computational model of
19
20 saccadic selectivity in visual search. *Cognitive Science, 27*(2), 299-312.
21
22 doi:10.1016/S0364-0213(03)00003-X
23
24
25

26
27 Schönhammer, J. G., Becker, S. I., & Kerzel, D. (2017). Which kind of attention is captured by
28
29 cues with the relative target color? *Visual Cognition, 25*(7-8), 703-714. doi:
30
31 10.1080/13506285.2017.1323811
32
33

34
35
36 Schönhammer, J. G., Grubert, A., Kerzel, D. & Becker, S. I. (2017). Attentional guidance by
37
38 relative features: Behavioral and electrophysiological evidence. *Psychophysiology, 53*,
39
40 1074-1083.
41
42
43

44
45 Schwark, J. D., Dolgov, I., Sandry, J., & Volkman, C. B. (2013). Simultaneous attentional
46
47 guidance by working-memory and selection history reveals two distinct sources of
48
49 attention. *Acta Psychologica, 144*(2), 269-278. doi:10.1016/j.actpsy.2013.06.017
50
51
52

53
54 Shen, J., Reingold, E. M., & Pomplun, M. (2000). Distractor ratio influences patterns of eye
55
56 movements during visual search. *Perception, 29*(2), 241-250.
57
58
59
60

- 1
2
3 Shen, J., Reingold, E. M., & Pomplun, M. (2003). Guidance of eye movements during
4
5 conjunctive visual search: The distractor-ratio effect. *Canadian Journal of Experimental*
6
7 *Psychology/Revue Canadienne De Psychologie Expérimentale*, 57(2), 76-96.
8
9
10
11
12 Sobel, K. V., Puri, A. M., & Hogan, J. (2015). Target grouping in visual search for multiple
13
14 targets. *Attention, Perception and Psychophysics*, 77, 67-77.
15
16
17
18 Stroud, M. J., Menneer, T., Cave, K. R., & Donnelly, N. (2012). Using the dual-target cost to
19
20 explore the nature of search target representations. *Journal Of Experimental Psychology:*
21
22 *Human Perception And Performance*, 38(1), 113-122. doi:10.1037/a0025887
23
24
25
26
27 Stroud, M. J., Menneer, T., Cave, K. R., Donnelly, N., & Rayner, K. (2011). Search for multiple
28
29 targets of different colours: Misguided eye movements reveal a reduction of colour
30
31 selectivity. *Applied Cognitive Psychology*, 25(6), 971-982. doi:10.1002/acp.1790
32
33
34
35
36 Treisman, A. M., & Gelade, G. (1980). A feature-integration theory of attention. *Cognitive*
37
38 *Psychology*, 12(1), 97-136.
39
40
41
42 Webster, M. A., & Kay, P. (2012). Color categories and color appearance. *Cognition*, 122(3),
43
44 375–392.
45
46
47
48 Williams, D. E., & Reingold, E. M. (2001). Preattentive guidance of eye movements during
49
50 triple conjunction search tasks: The effects of feature discriminability and saccadic
51
52 amplitude. *Psychonomic Bulletin & Review*, 8(3), 476-488.
53
54
55
56
57
58
59
60

- 1
2
3 Williams, L. G. (1967). The effects of target specification on objects fixated during visual
4
5 search. *Acta Psychologica*, 27, 355-360.
6
7
8
9 Wolfe, J. M. (2012). Saved by a log: How do humans perform hybrid visual and memory
10
11 search? *Psychol Sci*, 23(7), 698-703. doi: doi:10.1177/0956797612443968
12
13
14
15 Wolfe, J.M., Aiezenman, A., M., Boettcher, S., & Cain, M. (2016). Hybrid foraging search:
16
17 Searching for multiple instances of multiple types of target. *Vision Research*, 119, 50 – 59.
18
19
20
21
22 Wolfe, J. M., Cave, K. R., & Franzel, S. L. (1989). Guided search: An alternative to the feature
23
24 integration model for visual search. *Journal of Experimental Psychology: Human*
25
26 *Perception and Performance*, 15(3), 419-433.
27
28
29
30 Wolfe, J. M., & Horowitz, T. S. (2004). What attributes guide the deployment of visual attention
31
32 and how do they do it? *Nature Reviews Neuroscience*, 5(6), 495-501.
33
34
35
36
37 Wyszecki, G., & Stiles, W. S. (1982). *Color Science: Concepts and Methods, Quantitative Data*
38
39 *and Formulae*. 2nd edition. New York: John Wiley & Sons.
40
41
42
43
44
45
46
47
48
49
50
51
52
53
54
55
56
57
58
59
60