



Citation for published version:

Lewis, SE 2015, 'Cycloparaphenylenes and related nano hoops', *Chemical Society Reviews*, vol. 44, no. 8, pp. 2221-2304. <https://doi.org/10.1039/C4CS00366G>

DOI:

[10.1039/C4CS00366G](https://doi.org/10.1039/C4CS00366G)

Publication date:

2015

Document Version

Publisher's PDF, also known as Version of record

[Link to publication](#)

Publisher Rights

CC BY

University of Bath

General rights

Copyright and moral rights for the publications made accessible in the public portal are retained by the authors and/or other copyright owners and it is a condition of accessing publications that users recognise and abide by the legal requirements associated with these rights.

Take down policy

If you believe that this document breaches copyright please contact us providing details, and we will remove access to the work immediately and investigate your claim.



Cite this: *Chem. Soc. Rev.*, 2015, **44**, 2221

Cycloparaphenylenes and related nanohoops

Simon E. Lewis

The first synthesis of a cyclic oligophenylene possessing a radial π system was reported in 2008. In the short period that has elapsed since, there has been an ever-increasing level of interest in molecules of this type, as evidenced by the volume of publications in this area. This interest has been driven by the highly unusual properties of these molecules in comparison to their linear oligoarene analogues, as well as the diverse array of potential applications for them. Notably, CPPs and related structures were proposed as viable templates for the bottom-up synthesis of single-walled carbon nanotubes (SWCNTs), a proposition which has recently been realised. This review gives a comprehensive and strictly chronological (by date of first online publication) treatment of literature reports from the inception of the field, with emphasis on both synthesis and properties of CPPs and related nanohoops. (The scope of this review is restricted to molecules possessing a radial π system consisting entirely of subunits which are aromatic in isolation, e.g. CPPs, but not cycloparaphenylenes or cyclopolyacetylenes).

Received 31st October 2014

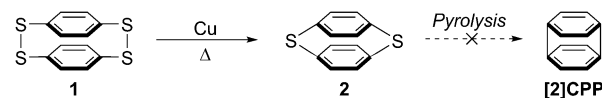
DOI: 10.1039/c4cs00366g

www.rsc.org/csr

Introduction

New undergraduate students of chemistry are taught that aromatic molecules are planar, by virtue of their π -systems. This is not universally true, however – biaryl structures such as BINOL are an obvious example of systems possessing non-planar π -systems due to the competing effects of orbital overlap and steric encumbrance. An extreme manifestation of non-planarity in a π -system may be found in the cycloparaphenylenes (CPPs), which possess radially cyclic π -systems (Fig. 1).

It is only in the last 7 years that CPPs have moved from theoretical curiosities to synthetically accessible molecules. However, a true chronological treatment of the field needs to start much earlier, with a report from Parekh and Guha dating from 1934.¹ This describes an attempted synthesis of the smallest member of this class of compounds, [2]CPP, and also raises the possibility of synthesising [3]CPP. As shown in Scheme 1, these authors effected a Cu-mediated partial desulfurization of material they believed to be *p,p'*-diphenylenetetrasulfide **1**, a [2₂]paracyclophane. This reportedly afforded the more strained



Scheme 1 Parekh and Guha's attempted synthesis of [2]CPP.

[1₂]paracyclophane **2**. However, they were not able to effect complete desulfurization to access [2]CPP. To the eye of a contemporary chemist, [2]CPP looks to be far too strained a structure to be viable, but nevertheless it is interesting to see CPP structures being considered so long ago.

A caveat which must be noted concerning this report is that the authors characterised **1** and **2** primarily on the basis of elemental analysis, so the possibility they isolated a higher oligomer cannot be excluded. Indeed, they themselves acknowledged this possibility, and the fact that the substance they believed to be **1** was insoluble in all organic solvents lends credence to the idea it was in fact polymeric. To the best of our knowledge, structures **1** and **2** have never been isolated and characterized again subsequently. Parekh and Guha prepared **1** by oxidation of 1,4-benzenedithiol **3**, but it was later shown that even at high dilution this reaction affords only [2₃]paracyclophane **4** and/or [2₄]paracyclophane **5**, as well as polymeric material **6** (Scheme 2).^{2,3}

Only many years later, in 1993, did CPP chemistry advance significantly further when Vögtle and co-workers published a paper entitled "On the way to macrocyclic paraphenylenes".⁴ This was the culmination of a decade of efforts to access CPPs and although Vögtle was ultimately unsuccessful in synthesising CPPs, this seminal work nevertheless discloses several

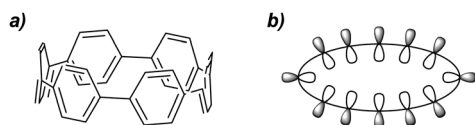
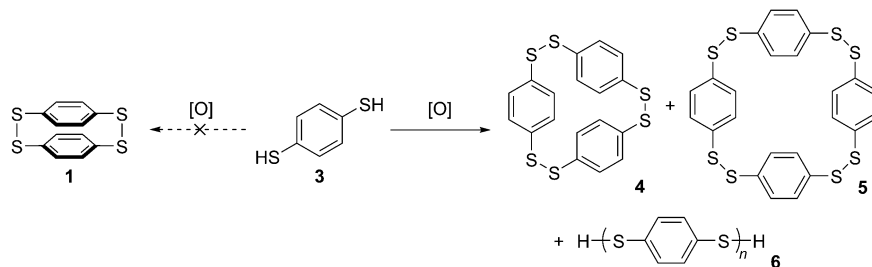


Fig. 1 (a) [6]Cycloparaphenylene ([6]CPP). (b) A schematic representation of the radial π system of a CPP.

Department of Chemistry, University of Bath, Bath, BA2 7AY, UK.
E-mail: S.E.Lewis@bath.ac.uk; Fax: +44 (0)1225 386231; Tel: +44 (0)1225 386568





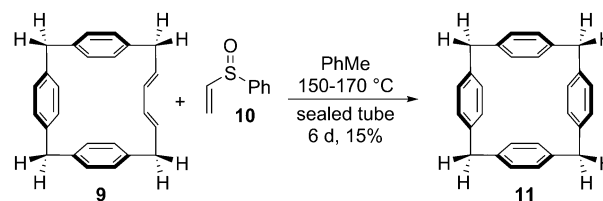
Scheme 2 Oxidation of **3** does not actually afford dimer **1**.

conceptually distinct approaches to CPPs, which undoubtedly paved the way for the many later successes this review describes.

In the first instance, Vögtle attempted to establish a desulfurisation route to CPPs which bears some resemblance to Parekh and Guha's strategy, the key difference being that Vögtle targeted larger CPPs (specifically [6]CPP and [8]CPP). These are much more plausible targets than [2]CPP, but nevertheless still possess formidable strain energy due to the deformation of the π system away from planarity. The synthesis of Vögtle's precursors **7** and **8** is surprisingly concise and high-yielding,⁵ but unfortunately all attempts to transform them into CPPs were unsuccessful (Scheme 3).

The Vögtle group next sought to access CPPs using Diels–Alder reactions to install aromatic rings in a pre-existing macrocycle. There was circumstantial precedent for this in Miyahara's synthesis of a [1₄]paracyclophane **11** from macrocyclic diene **9** and phenyl vinyl sulfoxide **10** (Scheme 4).⁶ In the event, Vögtle's approach differed somewhat in that macrocycles **14** and **17**, prepared by Wittig cyclooligomerisation, contained enyne units as opposed to dienes (Scheme 5). All attempts to transform **14** or **17** into CPPs were reportedly unsuccessful.

The third strategy explored by Vögtle, seemingly in the most detail, was that of assembling macrocycles containing cyclohexane rings as well as arenes. Such macrocycles would be

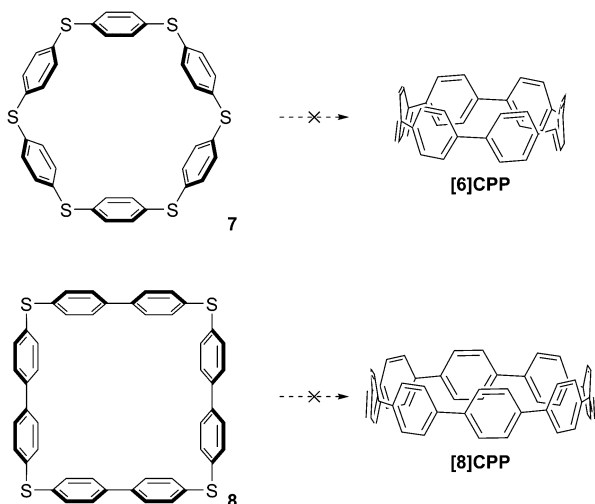


Scheme 4 Miyahara's synthesis of a [1₄]paracyclophane.

expected to be far less strained than CPPs since they contain sp^3 hybridised carbons and therefore would be much better able to accommodate the curvature of the macrocycle. Once such macrocycles had been formed, aromatisation of the cyclohexane rings would lead to CPPs, the increase in strain energy being offset by the gain in aromaticity. As a first attempt, 1,4-*syn*-diaryl cyclohexane building blocks **18** and **19** were synthesised. X-ray crystal structures of these suggested that these molecules adopted a conformation which would favour cyclooligomerisation, at least in the solid state (Fig. 2). However, macrocycle formation under conditions of Kharasch coupling was in fact unsuccessful, giving linear oligomers instead (Scheme 6).

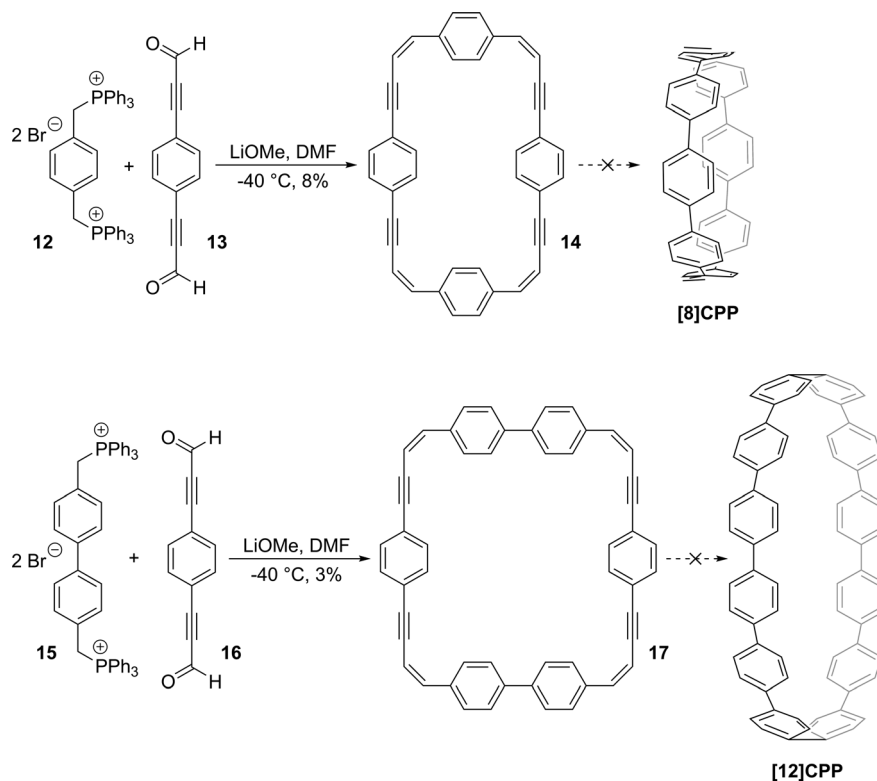
NMR data for **18** suggested that in contrast to the solid state, **18** was conformationally labile in solution, with the desired conformer for cyclisation probably being only minimally populated. On this basis, Vögtle and co-workers designed and synthesised a modified 1,4-*syn*-diaryl cyclohexane building block **22** that possessed additional substituents, the idea being that these would impart a degree of preorganisation to the structure, favouring in solution the conformer required for macrocycle formation (Fig. 3). Once again, X-ray crystallography indicated a solid state conformation compatible with cyclooligomerisation (Fig. 4), but once again this desired transformation was not successful. In an attempt to increase still further the preorganisation of the system, the authors synthesised bicyclohexyl derivative **23**. In this prospective CPP precursor, the doubly spirocyclic ketal would serve to rigidify the cyclohexane rings, allowing the equatorially disposed phenyl rings to adopt a coplanar arrangement. This might favour dimerisation rather than the formation of higher oligomers. However, Vögtle does not actually report *para*-halogenation of **23** or attempts at macrocyclisation. By the same rationale, doubly spirocyclic thiirane **24** was targeted, but was not synthetically accessible.

The final strategy explored by Vögtle was accessing CPPs from macrocyclic precursors derived through cyclative McMurry



Scheme 3 Vögtle's attempted preparations of [6]CPP and [8]CPP by desulfurization.





Scheme 5 Vögtle's attempted synthesis of CPPs by Diels–Alder reaction.

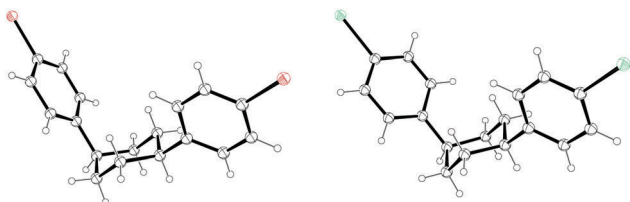
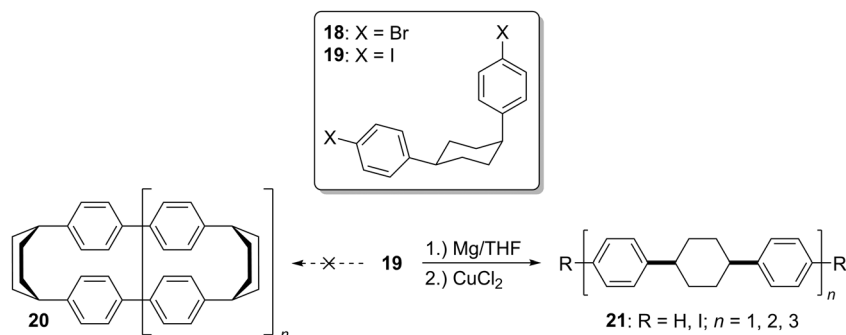


Fig. 2 ORTEP diagram of 1,4-*syn*-diaryl cyclohexanes **18** and **19**, showing ellipsoids at 30% probability. H atoms are shown as spheres of arbitrary radius. For **19**, only one molecule of three in the unit cell is shown for clarity.

coupling. As shown in Scheme 7, McMurry himself had reported the reductive cyclisation of diketone **25** ($n = 1$) to give cyclotetrakis(1,4-cyclohexylidene) **26** ($n = 1$).⁷ Vögtle extended this approach to a larger ring, assembling homologated

diketone precursor **25** ($n = 2$) using chemistry analogous to that of McMurry, although **25** was of unexpectedly poor solubility. Reductive cyclisation gave cyclopentakis(1,4-cyclohexylidene) **26** ($n = 2$), but in a quantity sufficient only for characterisation by high resolution mass spectrometry; insufficient material was produced for elaboration towards [5]CPP. As a final point of note, in the concluding remarks of this report, Vögtle states that approaches to CPPs based on preorganised 1,4-disubstituted cyclohexane building blocks appear to be the most promising. This comment was very prescient, given the successes reported fifteen or more years later (*vide infra*).

Subsequent to Vögtle's report, two further reports of particular relevance appeared. In 1996, Herges and co-workers reported the synthesis of a "picotube" **27** (so named by analogy with larger nanotubes).^{8,9} This annulated derivative of **26** ($n = 1$)



Scheme 6 Failed cyclooligomerisation of 1,4-*syn*-diaryl cyclohexanes **18** and **19**.



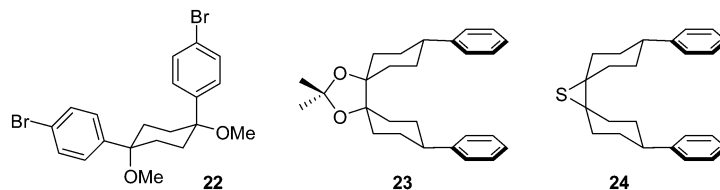


Fig. 3 Alternative building blocks for accessing macrocyclic CPP precursors targeted by the Vögtle group.

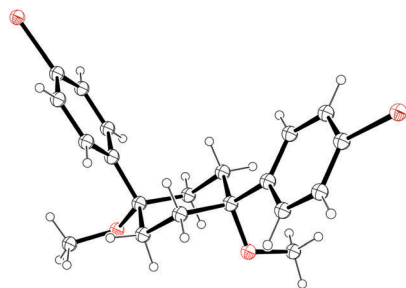


Fig. 4 ORTEP diagram of 1,4-*syn*-diaryl cyclohexane **22**, showing ellipsoids at 30% probability. H atoms are shown as spheres of arbitrary radius.

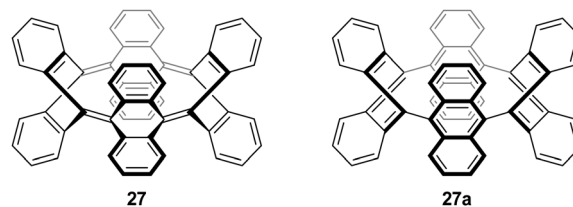


Fig. 5 Bond shift isomers of picotube **27**.

can be conceived of as a [4]CPP derivative (Fig. 5), although it should be noted that X-ray crystallographic evidence (Fig. 6) indicates the picotube exists in the quinodimethane form (**27**), as opposed to its fully aromatic bond shift isomer (**27a**).

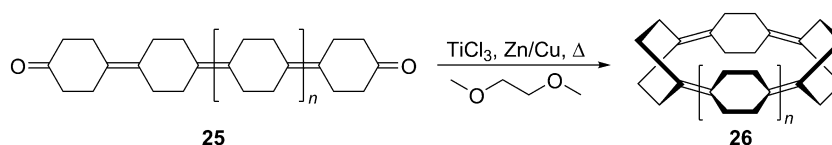
In 2000, a computational study of selected CPPs was reported by Chandrasekhar and co-workers.¹⁰ This addressed the question of molecular structure and aromatic character and predicted [5]CPP and [6]CPP to have significantly different properties. As regards the relative stability of the quinoid and benzenoid (*i.e.* fully aromatic) forms (*cf.* **27** and **27a**), [5]CPP was predicted to have a quinoid structure, whereas [6]CPP was predicted to have a benzenoid structure. Later computational studies at different levels of theory instead predicted [5]CPP to be benzenoid and when [5]CPP was in fact synthesised fourteen years later,^{11–13} X-ray crystallographic analysis confirmed it to be benzenoid in nature on the basis of the observed bond lengths.¹³ Nevertheless, this early computational study identified the key trend of decreasing aromaticity with decreasing ring size.

Subsequent to Chandrasekhar's study, no further papers specifically concerned with CPPs were published until 2008, when the first successful synthesis of a CPP was reported, although a review in 2006 provides a comprehensive overview of the more general field of "molecular loops and belts", including some discussion of CPPs.¹⁴ Thus, the above section describes the state of the art at the point when CPPs moved from the computer screen to the round-bottom flask.

2008

It was in 2008 that Bertozzi and co-workers published their landmark synthesis of [9]CPP, [12]CPP and [18]CPP.¹⁵ These three CPPs were synthesised from a common precursor and the approach has conceptual similarity with Vögtle's attempts to access CPPs using 1,4-*syn*-diaryl cyclohexane building blocks. However, a crucial difference is that the non-aromatic rings in the CPP precursors are not cyclohexanes but cyclohexa-1,4-dienes. The non-aromatic rings therefore contain two sp^3 centres and four sp^2 centres; this combination confers both curvature and also rigidity/preorganisation. Another difference is that the macrocyclisation is effected by means of Suzuki–Miyaura coupling, not Kharasch coupling. The synthetic route is depicted in detail in Scheme 8.

Monolithiation of 1,4-diodobenzene **28** followed by addition to ≈ 0.5 equivalents of benzophenone gave diol **29** (*syn/anti* ratio not specified). This crude diol was methylated with methyl iodide, which gave pure *syn* bis(ether) **30** after chromatography and subsequent recrystallization (recrystallization alone being ineffective for purification). With one cross-coupling partner in hand, the authors next converted a portion of **30** to the corresponding bis(pinacolborane) **31** by double lithiation and addition to 2-isopropoxy-4,4,5,5-tetramethyl-1,3,2-dioxaborolane (ITDB), employing careful control of the addition times. With both difunctionalised precursors in hand, the authors undertook macrocyclisation by exposing a 1:1 mixture of **30** and **31** to conditions for Suzuki–Miyaura cross-coupling. Formation of a direct 1:1 adduct of **30** and **31** (*i.e.* a precursor to [6]CPP) was not observed – instead higher oligomers formed. Thus, **33**



Scheme 7 Access to cyclooligo(1,4-cyclohexylenes).



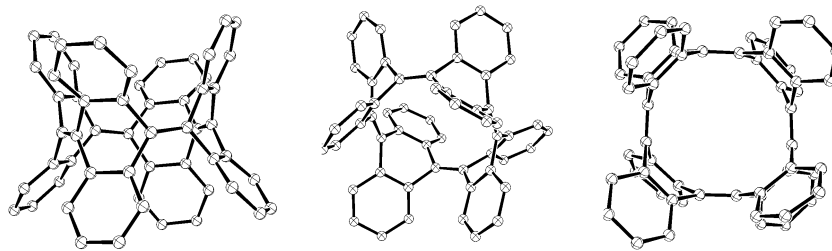
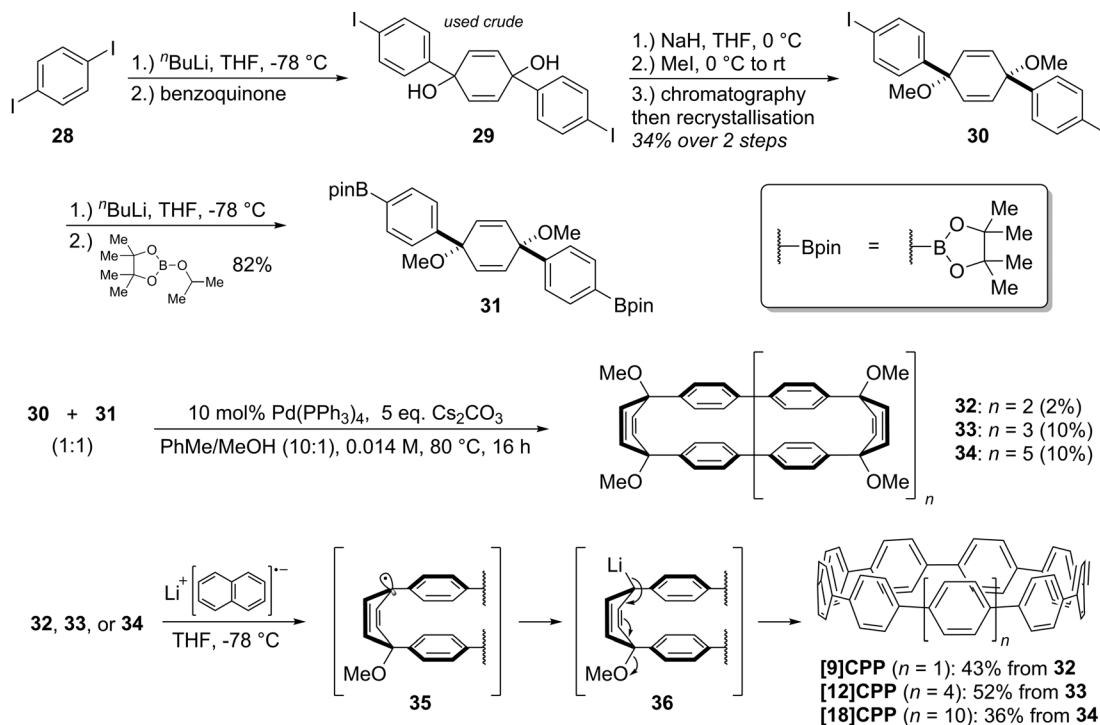


Fig. 6 ORTEP diagrams of picotube **27**, showing ellipsoids at 30% probability. H atoms have been omitted for clarity, as have a molecule of MeCN and a molecule of CS₂ in the unit cell.



Scheme 8 The first synthesis of CPPs, reported by Bertozzi and co-workers.

(arising from the combination of 2 molecules of **30** and 2 of **31**), as well as **34** (arising from 3 molecules of **30** and 3 of **31**), were each formed in a yield of 10%. A smaller macrocycle, **32**, was also isolated as an unexpected additional product (in a lower yield of 2%). Formation of **32** is surprising insofar as it must arise from a total of three molecules of **30** and/or **31**. Any macrocyclisation of an odd number of molecules of **30** and/or **31** must necessarily involve at least one homocoupling event in addition to the expected Suzuki–Miyaura cross-couplings; in the case of **32**, the authors ascribe its formation to a homocoupling of **31**. Transformation of the cyclised precursors into the target CPPs was effected by single electron transfer reduction using lithium naphthalenide. It is proposed that the first one-electron reduction leads to loss of methoxide and formation of stabilised radical **35**. A second one-electron reduction then converts this to lithiated intermediate **36**, which eliminates a second equivalent of methoxide as shown to aromatise the ring.

In addition to this synthetic milestone, Bertozzi and co-workers' communication also describes computational studies

of the CPPs they had synthesised, as well as characterisation of the CPPs by various methods. Energy minimised structures of the three CPPs were calculated with DFT methods (Fig. 7a). An interesting aspect of CPP geometry is the dihedral angle between the phenyl rings, which was calculated to be non-zero in every case. While at first glance it might be assumed that CPPs would have dihedral angles of zero (and hence $[n]$ CPP would have C_n symmetry), this is in fact not the case – occlusion of the aryl hydrogens disfavours conformers with dihedral angles of zero. Linear oligophenylenes provide a precedent for this, for example biphenyl, which has a dihedral angle between the two phenyl rings of around 45° .^{16,17} For the even-numbered CPPs (*i.e.* $[12]$ CPP and $[18]$ CPP), the lowest energy conformation was calculated to be an alternating staggered arrangement of aryl rings. However, such a conformation is not possible for any odd-numbered CPP; in the case of $[9]$ CPP, the energy-minimised structure possesses a range of dihedral angles between 18° and 33° (Fig. 7b). The authors considered the alternative possibilities



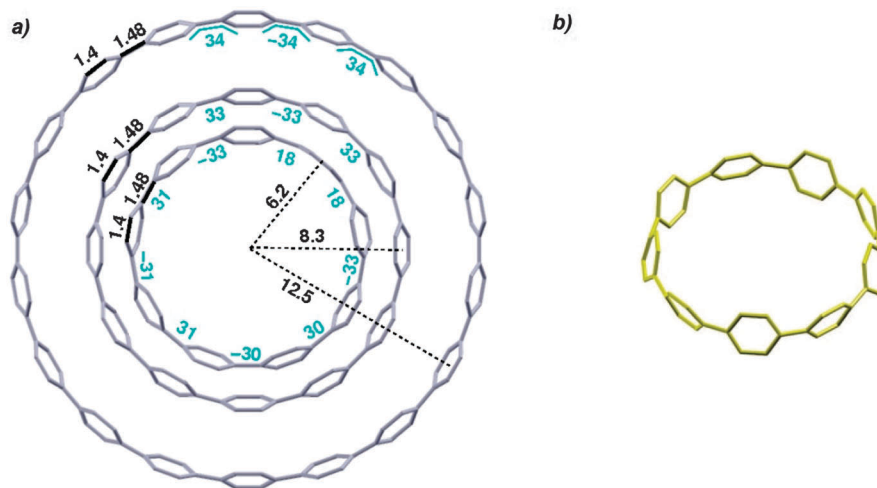


Fig. 7 (a) Bond lengths, dihedral angles and radii in energy minimised structures of [9]-, [12]- and [18]CPP. All lengths (black) and dihedral angles (cyan) are in angstroms and degrees, respectively. (b) Side-on view of the energy minimised structure of [9]CPP. Reprinted with permission from ref. 15. Copyright 2008 American Chemical Society.

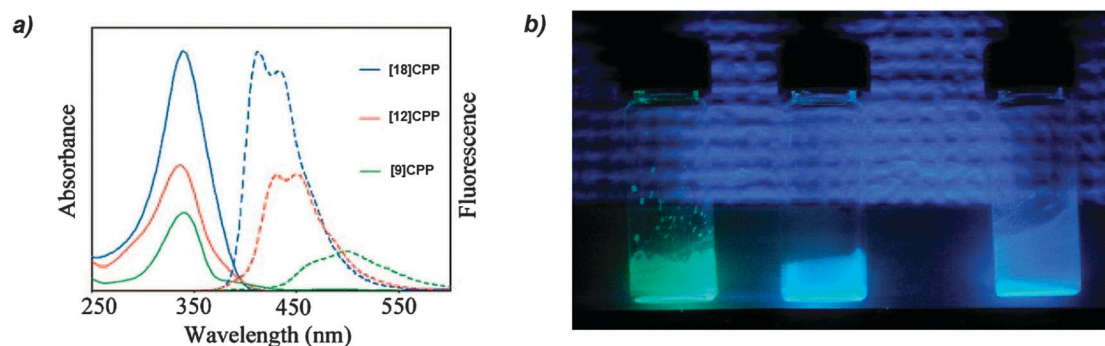


Fig. 8 (a) Absorbance (solid lines) and fluorescence (dashed lines) spectra of [9]-, [12]- and [18]CPP. (b) CPPs in the solid state, irradiated at 365 nm. Reprinted with permission from ref. 15. Copyright 2008 American Chemical Society.

of a Möbius π system,¹⁸ arising from successive clockwise dihedral angles of $(360-n)$ for $[n]$ CPP, but discounted this as they were found to be appreciably higher in energy.

The absorbance and fluorescence spectra of the CPPs were found to have some surprising characteristics (Fig. 8). The absorption maxima were found to be independent of ring size, with $\lambda_{\text{max}} \approx 340$ nm in all three cases. This contrasts with the linear oligophenylene case, wherein increasing the number of phenylene units leads to an increase in λ_{max} .¹⁹ All three CPPs were observed to be fluorescent, with the Stokes shift increasing as CPP ring size decreased. This result was rationalised through computation, with the large Stokes shifts being attributed to the extent of relaxation in the excited state. Specifically, in smaller rings, the increased ring strain and deviation from planarity allows for a greater reduction in the dihedral angles in the excited state.

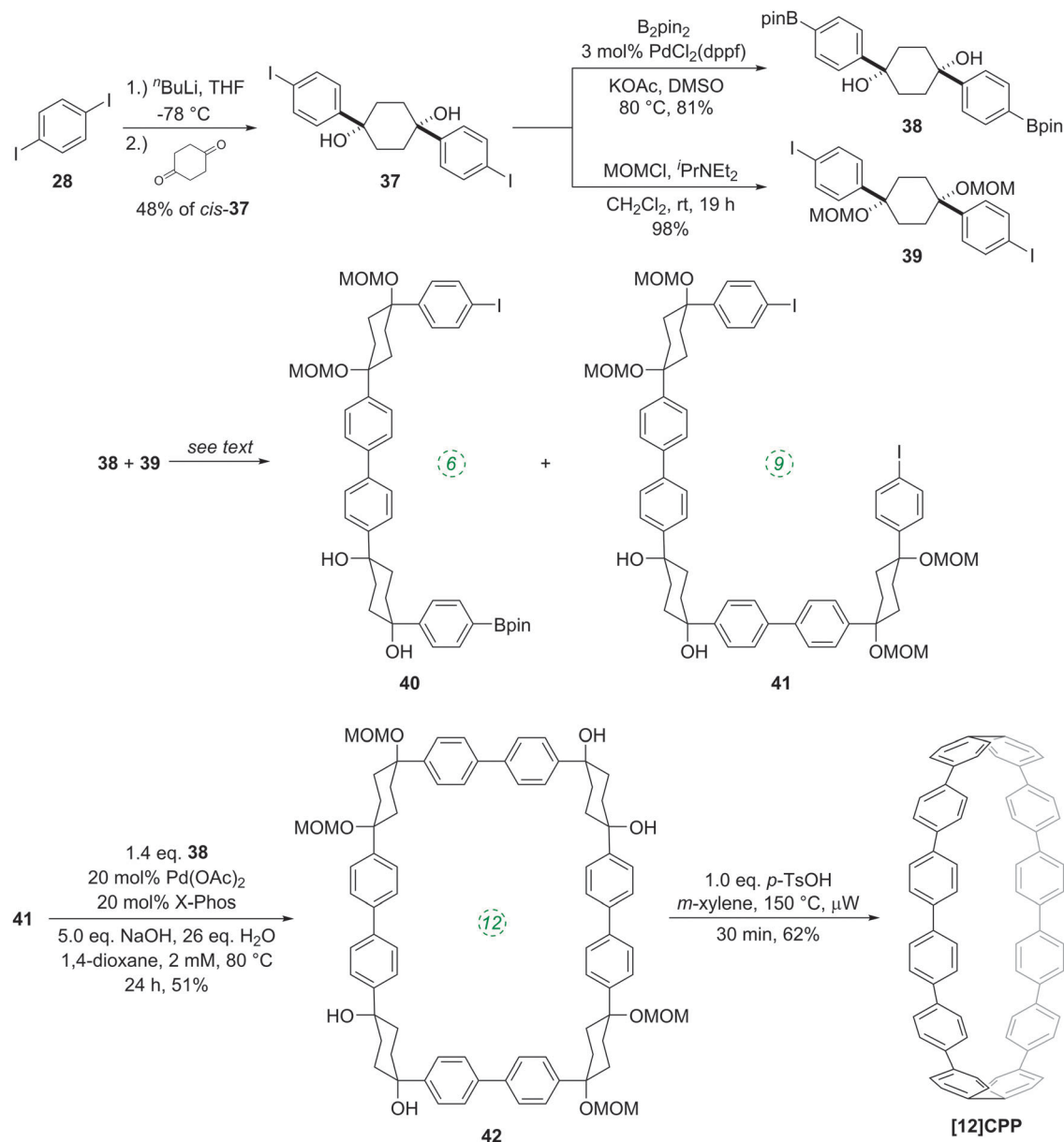
2009

The significance of the Bertozzi group's work was rapidly acknowledged by the community at large, with a review published in early

2009 highlighting the potential applicability of the CPPs as starting materials for the "bottom-up" synthesis of carbon nanotubes.²⁰ Shortly after this, Itami and co-workers published their first contribution (of many) to the field of CPPs, reporting a selective synthesis of [12]CPP.²¹ Itami's work has parallels with that of Bertozzi, insofar as the CPP is accessed through macrocyclisation of a precursor containing non-aromatic rings, followed by a final aromatisation step. Indeed, Itami's building blocks consist of 1,4-diphenylcyclohexanes, directly comparable to structures such as **22** explored by Vögtle. However, there are also key differences between Itami's work and the previous reports: Itami's modular approach to macrocycle construction permitted the selective formation of [12]CPP, with no other precursors to CPPs of different sizes being formed. Also, whereas Vögtle's attempts at cyclization employed a copper-mediated process, Itami's group exhaustively explored palladium-catalysed processes, eventually identifying conditions which permitted macrocycle formation in good yield. Furthermore, the final aromatisation step is oxidative, not reductive. The synthetic strategy is depicted in Scheme 9.

Monolithiation of 1,4-diiodobenzene **28** and addition of a two-fold excess of this to cyclohexane-1,4-dione gave cyclohexa-1,4-diol





Scheme 9 The synthesis of [12]CPP reported by Itami and co-workers.

37, in which formation of the *cis* isomer was favoured in around a 4 : 1 ratio. Bis(iodide) 37 represents a point of divergence for the synthesis, with a portion of 37 undergoing Miyaura borylation to give diborylated building block 38, whereas a further portion was protected as the corresponding bis(methoxymethyl ether) 39. Itami specifically notes that this combination of building blocks bearing both free and protected hydroxyl functionalities greatly aided the purification of some of the later intermediates. The first strategy then employed by Itami to effect a union of these two building blocks was to carry out a Suzuki–Miyaura coupling of 38 and 39 in a 1 : 1 ratio, with the aim of synthesising 6-ring building block 40. In the event, even under optimised conditions using 10 mol% Pd(P^tBu₃)₂ with 5 equivalents of NaOH and water, in toluene at 60 °C for 24 h, the desired 6-ring building block 40 was formed in only 18% – the

major product was in fact 9-ring building block 41, formed in 27% yield. The corresponding reaction in 1,4-dioxane gave only oligomers. In view of these results, Itami's team altered their strategy to deliberately target the production of 9-ring building block 41. Thus, after further optimisation, it was found that treating 38 with a ten-fold excess of 39 in the presence of 10 mol% PdCl₂(dppf) with 5 equivalents of NaOH and water, in 1,4-dioxane, with [38] = 8 mM, at 60 °C for 24 h, gave the 9-ring building block 41 in 81% yield (and with near-quantitative recovery of unreacted 39). With access to 41 secured, the next challenge was to couple this with a further equivalent of 38 to effect macrocyclisation, *i.e.* a tandem intermolecular-intramolecular dual Suzuki–Miyaura sequence. Unsurprisingly, this also required extensive optimisation, but it was eventually determined that treating 41 with a slight excess of 38 under the



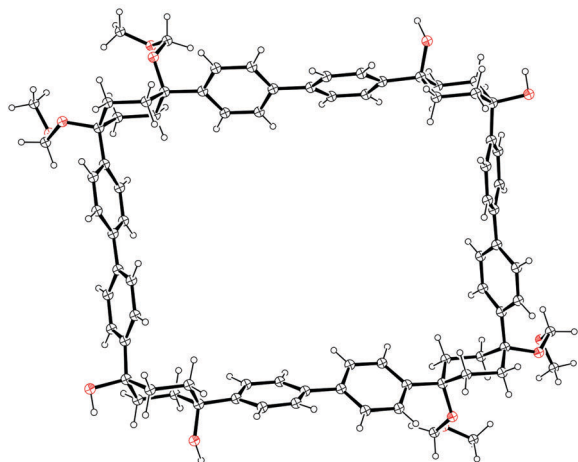


Fig. 9 ORTEP diagrams of [12]CPP precursor **42**, showing ellipsoids at 30% probability. H atoms are shown as spheres of arbitrary radius. Molecules of hexane and methanol in the unit cell have been omitted for clarity.

conditions shown in Scheme 9 gave cyclised [12]CPP precursor **42** in 51% yield; use of Buchwald's X-Phos ligand²² was crucial for obtaining this yield. It proved possible to obtain an X-ray crystal structure of **42** (Fig. 9), in which it can be see that the non-linearity of the macrocycle is entirely accommodated in the cyclohexyl rings – the biaryl motifs do not exhibit curvature. Finally, conversion of **42** into [12]CPP was accomplished using *p*-toluenesulfonic acid (*p*TSA) in *meta*-xylene. Microwave irradiation and a temperature of 150 °C were essential to obtain any [12]CPP at all. The mechanism of the final aromatisation step was not entirely clear – the action of the acid is presumably to effect MOM deprotection and elimination of water, but this would transform the cyclohexyl rings into cyclohexadienes – a further oxidative step would then be required to aromatise the ring. Itami himself noted that the identity of the oxidant was unclear.

The third publication on CPPs in 2009 was a sole-author paper from Wong, which disclosed a comprehensive computational study.²³ Time-dependent density functional theory was employed to model not only the CPPs synthesised by Bertozzi *et al.* ([9]CPP, [12]CPP and [18]CPP, Fig. 10), but actually every ring size between [5]CPP and [18]CPP. In addition, linear oligo(*paraphenylenes*) with 5–18 phenyl rings were also modelled for comparison. For many of the computed properties, the values for the CPPs were found to converge with those of their linear analogues with increasing ring size. For example, Fig. 11 shows the calculated average dihedral angles for both classes of molecules with varying numbers of phenyl rings. Whereas in the linear oligophenylene series (blue triangles) the average dihedral angle is essentially invariant with number of repeat units, for the corresponding CPPs (red circles), the average angle be seen to vary markedly for the smaller CPPs, before converging towards the linear value.

A key aspect of Wong's work is the rationalisation of the seemingly counter-intuitive trends in the optical properties, *i.e.* the fact that for CPPs, the larger the ring, the larger the lowest excitation energy, which is rather unexpected! In contrast, for

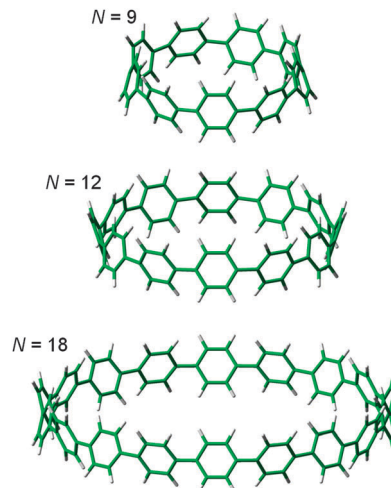


Fig. 10 Energy minimised structures of [9]-, [12]- and [18]CPP. Reprinted with permission from ref. 23. Copyright 2009 American Chemical Society.

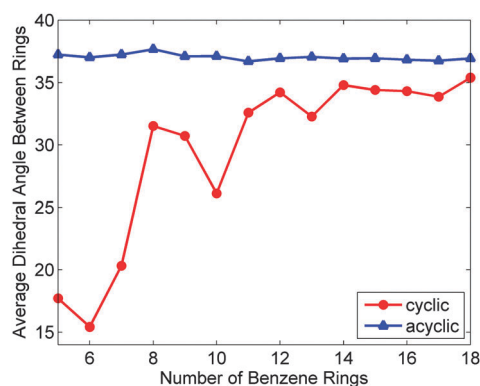


Fig. 11 Average dihedral angle between adjacent benzene rings as a function of *paraphenylene* size. As the number of benzene rings increases, the average dihedral angle for the cyclic *paraphenylenes* asymptotically approaches the acyclic dihedral angle of 37°. Reprinted with permission from ref. 23. Copyright 2009 American Chemical Society.

the linear series, the greater the number of phenyl rings, the smaller the lowest excitation energy. Wong concluded that the principal differences in the absorption spectra of the linear oligomers and their CPP counterparts are attributable to various contributions to the electron-hole interaction energy. Thus, for CPPs, an electron-hole pair has a larger Coulombic attraction than in the linear case and this decreases more quickly than the quasiparticle band gap upon increasing ring size. The combined effect of these two trends is for the optical absorption gap to increase overall with increasing ring size. Finally, in order to attempt to quantify the aromaticity of the various CPPs, Wong calculated the NICS(1) (nucleus-independent chemical shift) values, a parameter that quantifies the π -orbital aromaticity, with more negative values indicating a greater degree of aromaticity, whereas more positive values denote more quinoidal character. (For reference, at the same level of theory, the calculated value for benzene is -11.5 ppm.) As shown in Fig. 12, for the larger CPPs, the calculated values



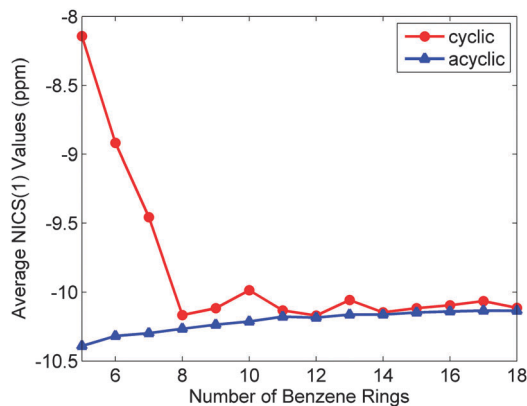


Fig. 12 Average NICS(1) values of phenyl rings in the cyclic and acyclic paraphenylenes as a function of size. More negative NICS(1) values correspond to an enhanced aromatic character of the system. All NICS(1) calculations were obtained at the PBE0/6-31G(d,p) level of theory. Reprinted with permission from ref. 23. Copyright 2009 American Chemical Society.

are similar to those for the linear oligophenylenes, but for smaller CPPs ($n < 8$), aromaticity diminishes in a pronounced fashion as a function of diminishing ring size.

2010

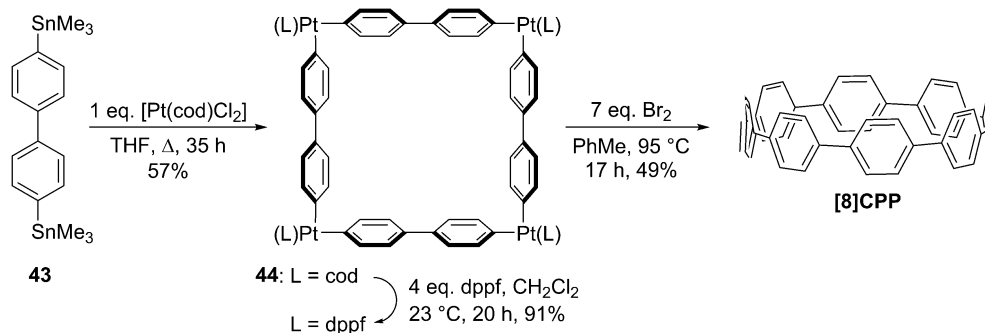
The following year began with a report from Yamago and co-workers of a third, conceptually original synthetic route to CPPs.²⁴ The strategy relies on the formation of a tetraplatinum precursor to a CPP, which is essentially strain-free due to the square-planar geometry of Pt(II). Treatment with an oxidant then induces four-fold reductive elimination to the CPP. The synthesis is depicted in Scheme 10. A 4,4'-bis(stannylated) biphenyl precursor **43** was transmetalated with an equimolar amount of a Pt(II) source to give macrocycle **44** ($L = \text{cod}$). After a straightforward ligand exchange to give **44** ($L = \text{dppf}$), treatment with bromine as oxidant led presumably to formation of transient Pt(IV) species; these which are known to undergo reductive elimination forming either Ar–Ar bonds or Ar–Br bonds preferentially, depending on the choice of ligand.²⁵ In this instance, four-fold Ar–Ar bond formation gave [8]CPP, at the time the smallest CPP to be reported.

While the use of a super-stoichiometric quantity of Pt has cost implications for scale-up, Yamago's route nevertheless is

exceedingly concise and high yielding, giving [8]CPP in just 3 steps from **42** and 25% overall yield. Just as for Bertozzi and Itami, Yamago's approach to CPPs is also informed by the early work of Vögtle. In this case the idea of taking a precursor in which all rings are already aromatic and excising the linking atoms to access a CPP had already been explored by Vögtle (albeit unsuccessfully), using sulfur in the place of platinum, as shown in Scheme 3. Upon characterisation of [8]CPP, the Yamago group observed a continuation of the trend first reported by Bertozzi, that of smaller CPPs having larger Stokes shifts – approximately 200 nm in the case of [8]CPP.

The next paper on CPPs to be published specifically addressed the issue of the large Stokes shift. Sundholm and co-workers used time-dependent density functional theory, to model CPPs from [6]CPP to [11]CPP.²⁶ They calculated the absorption and emission spectra using the BP86 GGA functional and in the case of [6]CPP, also using the B3LYP functional (which gave appreciably different results). The calculated absorption and emission maxima are not in agreement with those observed experimentally by Bertozzi and Jasti, and the authors provide a discussion of the possible reasons for this.

Computational studies on CPPs in fact outnumbered experimental studies in 2010, and the next one to be published, from Itami and co-workers, addressed the question of the strain energies of CPPs, as well as the related cycloparaphenyleneacetylenes (CPPAs).²⁷ Itami noted that the three experimental studies reported at that point had all included computed strain energies for CPPs, which were different in all three reports. As such, further computational studies were merited and the Itami group began by carrying out a conformational search for [12]CPP (B3LYP/6-31G(d) level of theory). They identified 15 local minima for [12]CPP, which are shown in Fig. 13a. The conformer of lowest energy, [12]CPP-*a* (top left of Fig. 13a) is of D_{6d} symmetry and consists of alternately twisted phenyl rings (dihedral angle $\approx 33^\circ$). Another conformer of high symmetry, [12]CPP-*b*, has D_{3d} symmetry. These two conformers are cyclic extensions of two known stable conformations of *p*-terphenyl, the “alternating” and the “3-helical” conformers (Fig. 13b). The other minima identified for [12]CPP (*c–o*, Fig. 13a) are all combinations of these two *p*-terphenyl conformers. The calculated HOMO and LUMO for [12]CPP-*a* are shown in Fig. 14; the quinoidal nature of the LUMO may be clearly seen.



Scheme 10 The synthesis of [8]CPP reported by Yamago and co-workers.



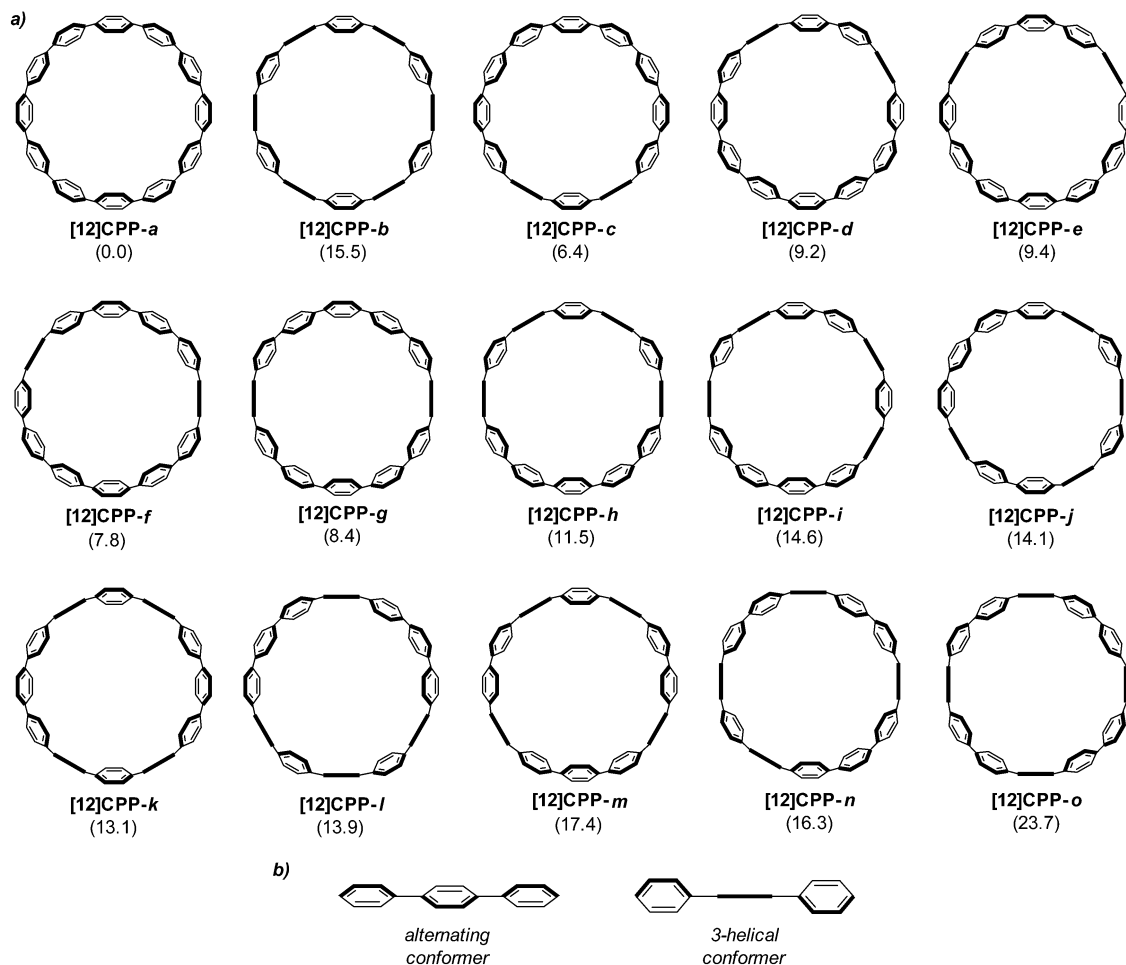


Fig. 13 (a) Conformations of [12]CPP (ΔG in kJ mol^{-1} relative to [12]CPP-**a**) and (b) two conformations of *p*-terphenyl. Reprinted with permission from ref. 27. Copyright 2010 American Chemical Society.

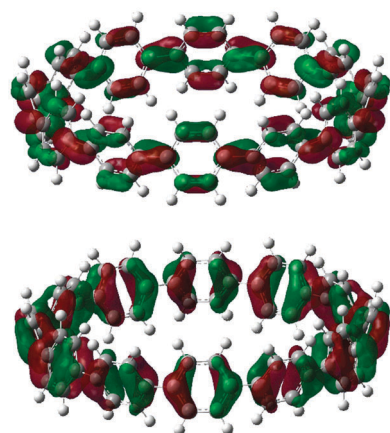


Fig. 14 HOMO (bottom) and LUMO (top) of [12]CPP-**a**. Reprinted with permission from ref. 27. Copyright 2010 American Chemical Society.

The barrier to interconversion between [12]CPP-**a** and [12]CPP-**c** (involving the rotation of a single phenyl ring) was studied. It was determined that interconversion *via* a transition state (TS) with the three relevant phenyl rings near-coplanar

was lower in energy than the alternative transition state (TS') with the three phenyl rings near-perpendicular (Fig. 15).

Itami *et al.* further studied CPPs of different sizes ($n = 6$ to 20) determining that for even-numbered CPPs ($n = 6, 8, 10, \text{etc.}$) the most stable conformers were all-alternating ones (analogous with [12]CPP-**a**), whereas for odd-numbered CPPs ($n = 7, 9, 11, \text{etc.}$) the most stable conformers were the ones with one

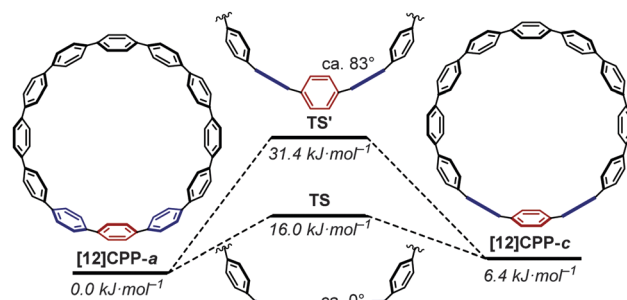


Fig. 15 Rotation of a phenyl ring through TS or TS' (ΔG , based on [12]CPP-**a**). Reprinted with permission from ref. 27. Copyright 2010 American Chemical Society.



three-helical motif in every instance. Finally, they also undertook a comparison of CPPs with CPPAs (cycloparaphenyleneacetylenes)^{28,29} – nano hoops consisting of alternating acetylene and *p*-phenylene units. They found that for any given diameter of nano hoop, a CPP was of higher energy than a comparably-sized CPPA.

The potential for CPPs and derivatives to be used as starting materials for the *de novo* synthesis of carbon nanotubes was highlighted by a second review in 2010, published by Jasti³⁰ (the first author on the initial Bertozzi group paper on CPPs). This particular review was focused specifically on carbon nanotubes with discrete chirality. Very soon after, a publication from Taubert, Pichierri *et al.* followed, concerning magnetically induced currents in CPPs ($n = 6$ to 11).³¹ Based on computation, the authors predict that [6]CPP (with $4n$ π electrons) has a slight antiaromatic character overall, while [7]CPP (with $4n + 2\pi$ electrons) is aromatic, albeit only weakly, having a ring current susceptibility strength only about $\frac{1}{4}$ that of benzene. The authors also modelled lithium and magnesium complexes of CPPs, finding that Li_2 [6]CPP (a CPP dianion having $4n + 2\pi$ electrons) has a net ring current strength of 28 nA T^{-1} (being 2.4 times that of benzene). The possibility to compare these computational data to experimental data has not yet arisen, although a metal complex of a CPP polyanion has subsequently been reported (*vide infra*, Fig. 57).

The fourth (and final) computational study disclosed in 2010 was carried out by the Bachrach group.³² This work compared the CPPs to various hypothetical aza-analogues, as shown in Fig. 16. In the first instance, CPPs themselves were modelled and results in good agreement with Itami's report²⁷ were obtained. Bachrach considered the non-zero dihedral angles in the CPPs, arising from unfavourable interaction of the *ortho,ortho'* hydrogens, and proposed analogues 45–48, in which such interactions should be diminished or removed entirely. Replacement of aryl hydrogens with nitrogen lone pairs ought to allow the dihedral angles to approach zero, giving an idealised “ribbon-like” structure. In the event, computations do indeed predict 46 and 48 (the pyrazinyl and pyrimidinyl analogues) to have dihedral angles $< 2^\circ$, as these structures are the ones entirely lacking in *ortho,ortho'* hydrogen interactions. Another significant aspect of the work relates the overall strain energy of a CPP/aza-CPP to the bend angle of the

aromatic ring (θ , Fig. 16), finding the two correlate extremely closely for any given series. Crucially, the more aromatic the individual repeating unit in the nano hoop, the greater the increase in strain energy upon deviation from a bend angle of 180° . Pyrimidine, having a lower aromatic stabilisation energy, is predicted to form nano hoops of appreciably less strain energy than the corresponding parent CPPs of the same size. Thus, of the various structures studied, Bachrach suggests 48 as a particularly appealing (and likely tractable) synthetic target. However, no syntheses of 45–48 have been reported to date.

The Itami group published a second paper on CPP synthesis towards the end of 2010, describing selective syntheses of [14]CPP, [15]CPP and [16]CPP.³³ The work is an expansion of the methodology described in their preceding paper²¹ (Scheme 9). Previously, Itami had accessed [12]CPP by combining four “L-shaped” building blocks each comprising three rings, where the 90° bend was accommodated in the cyclohexyl ring. This subsequent report described modular, selective syntheses of these larger CPPs by using the same kind of 1,4-diphenylcyclohexane L-shaped building blocks, in conjunction with “linear” building blocks. The same key reactions, when employed with different combinations of building blocks, gave rise to the different CPPs. As previously, all reactions to link the building blocks together (and to effect the macrocyclisation) were effected by means of Suzuki–Miyaura cross-coupling reactions. The strategy is outlined in schematic form in Scheme 11; the specific reactions used to reduce this strategy to practice are shown in Scheme 12.

The route begins with the synthesis of dibromo 3-ring building block 50, in a manner analogous to the diiodo analogue 39 (Scheme 9); the optimised route to 50 has allowed its synthesis on a multigram scale. L-shaped building block 50 was then combined with bis(boronic acids) – either with 1-ring linear building block 51 or with 2-ring linear building block 52. Use of a five-fold excess of the dibromide ensured that the U-shaped building blocks 53 and 54 (comprising 7 or 8 rings, respectively) were formed in acceptable yield, still bearing two unreacted aryl bromides for further functionalisation. Miyaura borylation of 53 or 54 gave the corresponding complementary bis(boryl) building blocks 55 or 56, respectively. Finally, combination of a dibromide (53 or 54) with a bis(boryl) building block (55 or 56) under conditions of high dilution (2 mM dibromide)

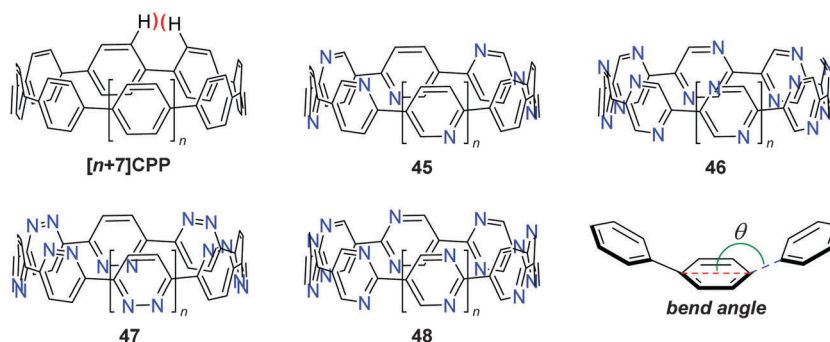
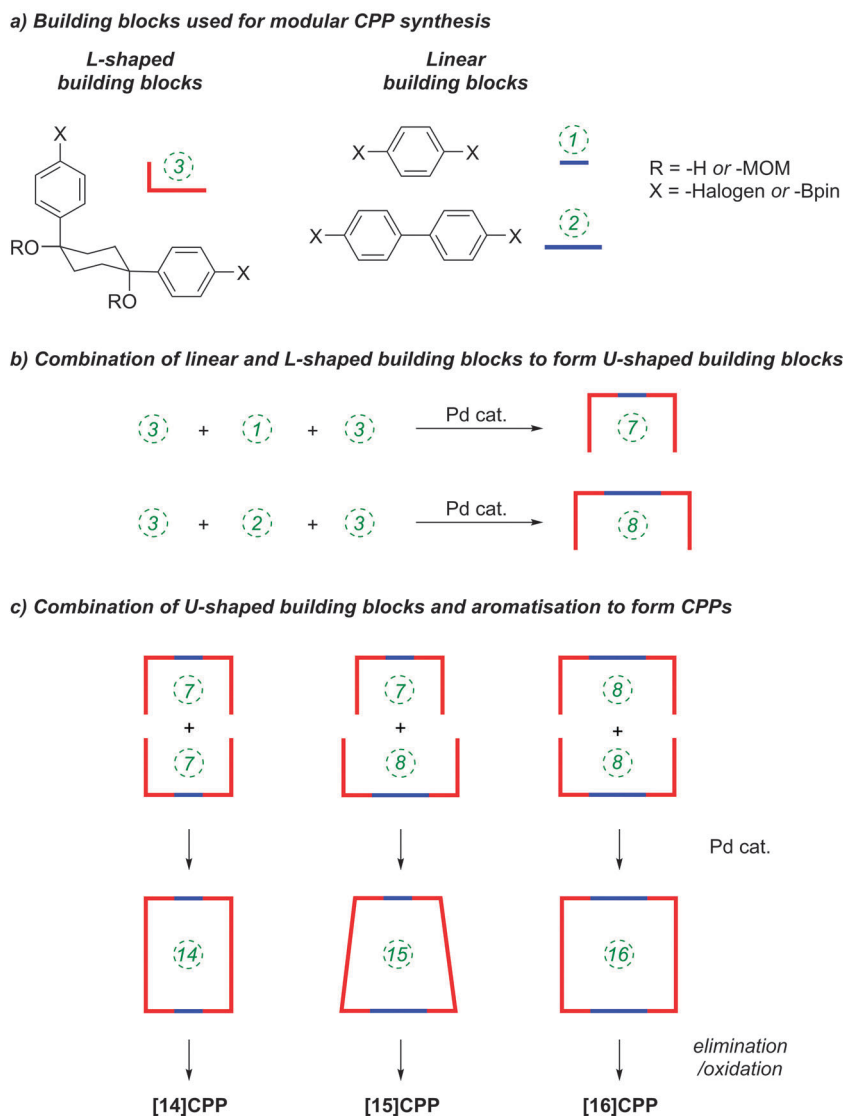


Fig. 16 Aza-CPPs modelled by the Bachrach group.





Scheme 11 Schematic representation of the modular strategy employed by Itami and co-workers.

gave the macrocyclic CPP precursors 57–59. Theoretically, the [15]CPP precursor 58 could be formed either by combination of 54 and 55 or by combination of 53 and 56. However, Itami reports only the coupling of 54 and 55 – no comment is made on the viability or otherwise of a union of 53 and 56. The final aromatisation step required some optimisation – the conditions reported for the analogous aromatisation to give [12]CPP (Scheme 9, 42 → [12]CPP) were not applicable here. Thus, it was determined that use of conventional heating as opposed to microwave irradiation, with DMSO co-solvent added to the *meta*-xylene and a different acid catalyst (NaHSO₄·H₂O) was able to effect the desired eight-fold MOM deprotection/dehydration/oxidative aromatisation sequence to the final CPPs. It is explicitly stated that this transformation is carried out in air, which strongly suggests the oxidant required for the final step is in fact molecular oxygen.

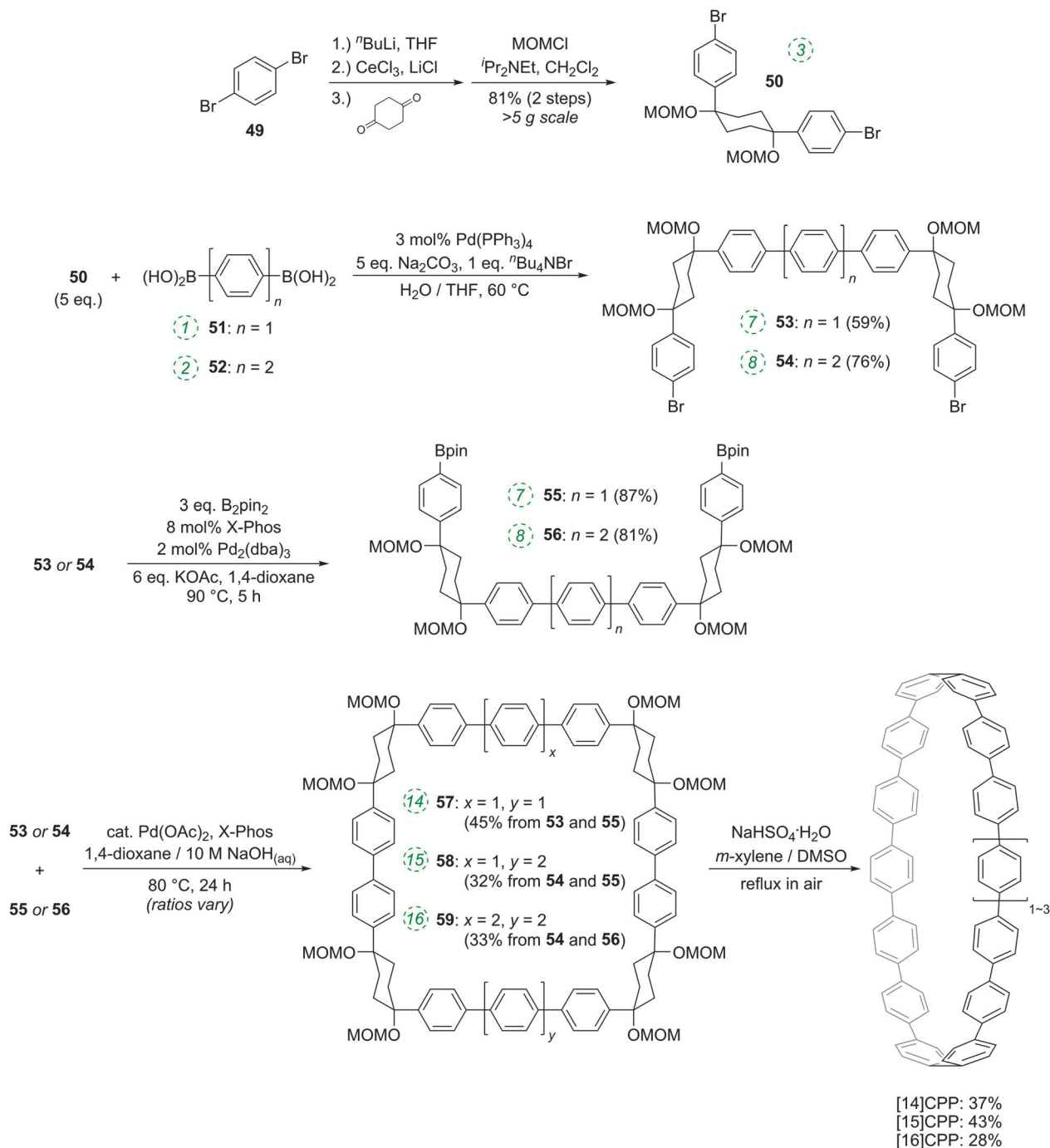
The formation of the 14-ring precursor 57 and the 16-ring precursor 59 both involve the union of 2 fragments of the same

size. In contrast, formation of the 15-ring precursor 58 involves two fragments which at first glance are mismatched in terms of size (Scheme 11c, middle column). Nevertheless, 58 is formed in comparable yield to 57 and 59 and Itami attributes this to ring flipping in the smaller U-shaped building block (Scheme 13). Computational modelling supports this proposal and it seems that the change in building block “width” upon interconversions of the two dual ring-flip conformers (55 and 55′) is similar to the dimensions of an additional phenyl ring. Crucially, this allows for the targeted synthesis of odd-numbered CPPs.

2011

The first publication on CPPs in 2011 was again from the Itami group, who revisited the synthesis of [12]CPP, this time using a nickel-mediated macrocyclisation approach.³⁴ The new synthesis was far more concise and high-yielding, and is shown in



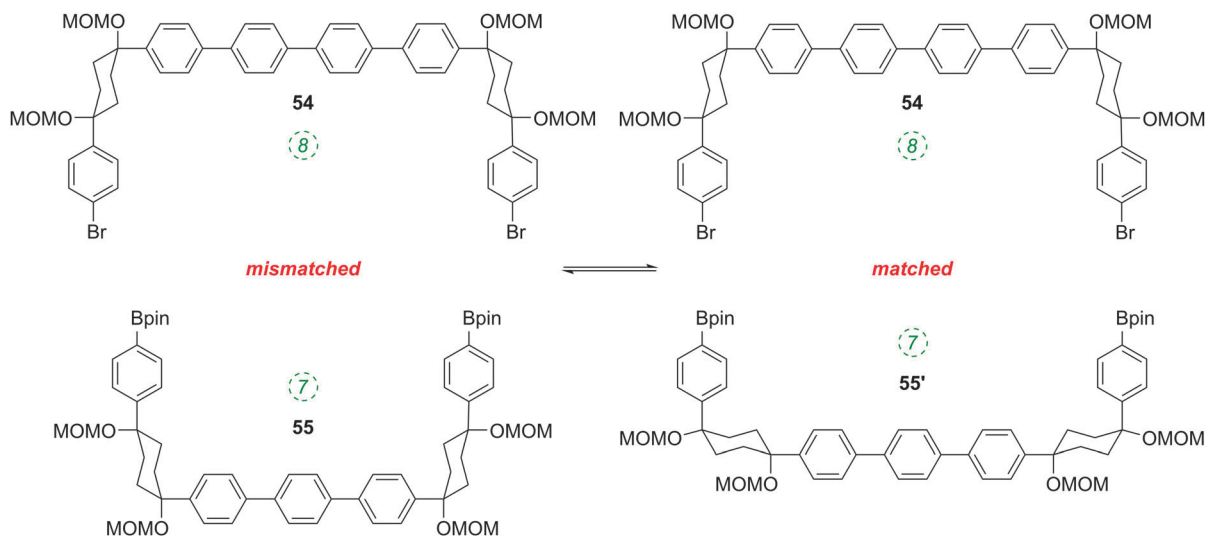


Scheme 12 Itami's route to [14]CPP, [15]CPP and [16]CPP.

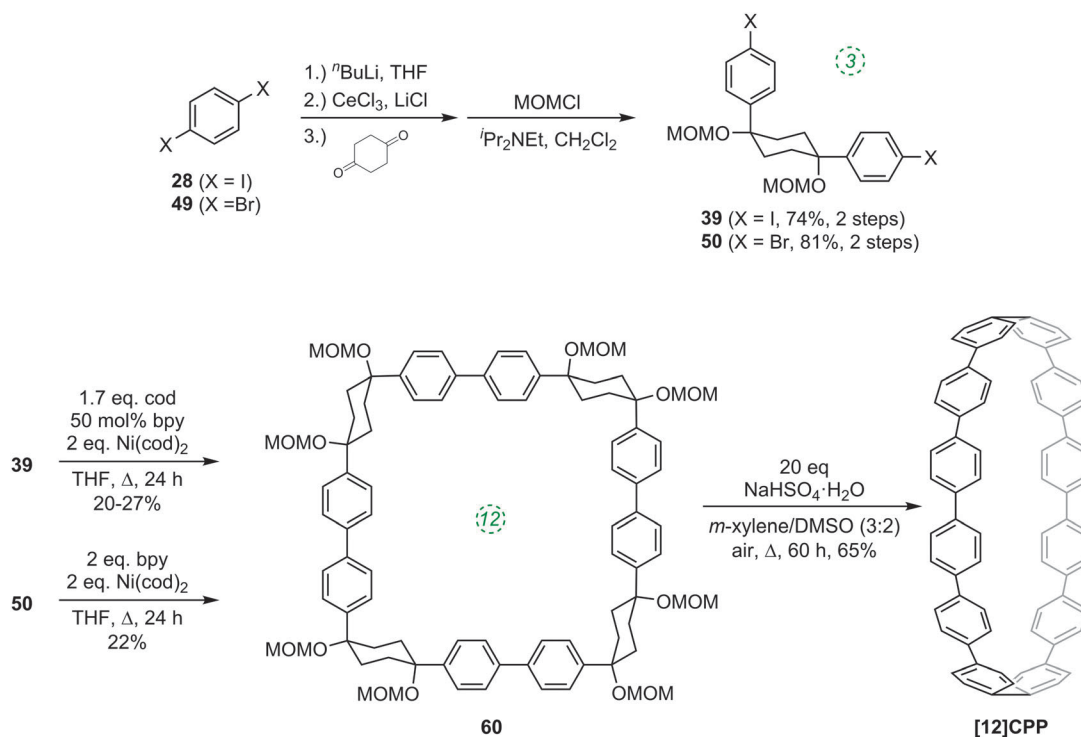
Scheme 14. L-shaped building blocks **39** or **50** were prepared as previously (on a 50 g scale), but rather than derivatise these to give a nucleophilic component for a cross-coupling (e.g. a boronic acid), they were instead directly cyclised to 12-ring macrocyclic CPP precursor **60**, using super-stoichiometric quantities of nickel(0). Both this approach and the previous report from Bertozzi are so-called “shotgun” cyclisations, potentially capable of producing many cyclic oligomers of different sizes. However, whereas Bertozzi's approach yielded macrocycles with 9, 12 and 18 rings, Itami's Ni-mediated

reaction was more selective. In this current paper, only the formation of [12]CPP precursor **60** was reported (although see also Scheme 16), in impressive yield given the number of individual couplings required for its formation. The reaction conditions required extensive optimisation and optimal conditions were found to be slightly different for the two different precursors **39** or **50**. A total of 5 g of **60** was prepared; its transformation into [12]CPP (under the conditions established in Itami's preceding report) occurred in good yield and 0.5 g of [12]CPP was prepared. In terms of overall yield (11–13%),





Scheme 13 Ring flipping allows for macrocyclisation to odd-numbered CPP precursors.



Scheme 14 Itami's nickel-mediated synthesis of [12]CPP.

number of steps and cost of reagents, this new route to [12]CPP offered significant advantages over the previous ones.

Itami's report also included X-ray crystal structures for **39**, **60** and [12]CPP (the first time a structure had been obtained for a CPP). These are shown in Fig. 17. A possible reason for the selectivity observed in the cyclisation of **39** and **50** is hinted at by the X-ray structure for **39**. It can be seen that the molecule is indeed L-shaped (in the solid state at least), with an "included" angle of $\approx 80^\circ$ between the two aryl substituents on the cyclohexane chair. Assuming such a conformer predominates

in solution, this angle is sufficiently close to the ideal value of 90° to favour formation of a tetramer. The X-ray structure of macrocycle **60** is surprising, insofar as it shows a "square" arrangement of its twelve constituent rings, whereas the analogue of **60** that lacks some of the MOM protecting groups, **42**, adopted a "rectangular" conformation in the solid state (Fig. 9). In fact, slow interconversion of **60** on the NMR timescale between its square and rectangular conformers permitted the barrier to this interconversion to be calculated by a variable-temperature NMR study. Finally, the solid state structure of **60**



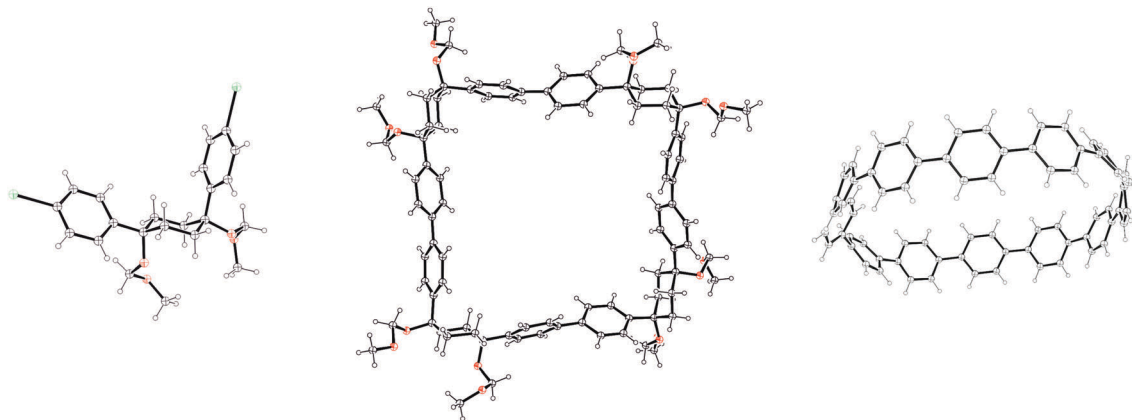


Fig. 17 ORTEP diagrams **39**, **60** and [12]CPP, showing ellipsoids at 30% probability. H atoms are shown as spheres of arbitrary radius. Disordered atoms and solvent have been omitted for clarity.

is not the D_{6d} conformer [12]CPP-*a* (Fig. 13) that was previously calculated to be the lowest energy conformer in the gas phase. Instead, the structure of **60** was closest to the D_{3d} symmetry of conformer [12]CPP-*b*; this is attributed to crystal packing forces.

Another paper then followed from the Itami group in quick succession. This work described the first synthesis of a chiral CPP derivative using a variant of the methodology described above.³⁵ A 2,6-naphthalenediyl motif was incorporated into a CPP structure, to give cyclo[13]paraphenylene-2,6-naphthylene, abbreviated [13]CPPN. (Note that the “13” refers to the number of phenylene units, not the total number of rings in the nano-hoop.) The chirality arises not from the inclusion of a

tetrahedral atom in the structure; rather, the molecule exhibits helical chirality (Fig. 18), with racemisation occurring by the rotation of the naphthyl unit around the two C–C bonds that connect it to the adjacent phenyl rings.

Such helically chiral nanorings could potentially be used as templates for the bottom-up synthesis of chiral carbon nanotubes. In this specific case, [13]CPPN can be envisaged as a template for a [15,14]SWCNT (single-walled carbon nanotube), as shown in Fig. 19. The synthesis of [13]CPPN is shown in Scheme 15. L-shaped building block **50** was combined with bifunctional naphthalene **61** to give U-shaped building block **62**. This in turn was combined with the previously synthesised **55** to give macrocycle **63**. The final deprotection/dehydration/aromatisation

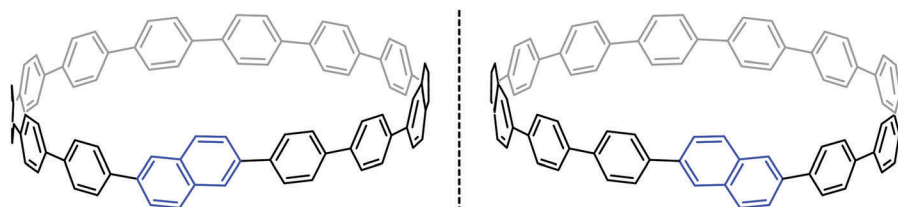


Fig. 18 Enantiomers of [13]CPPN.

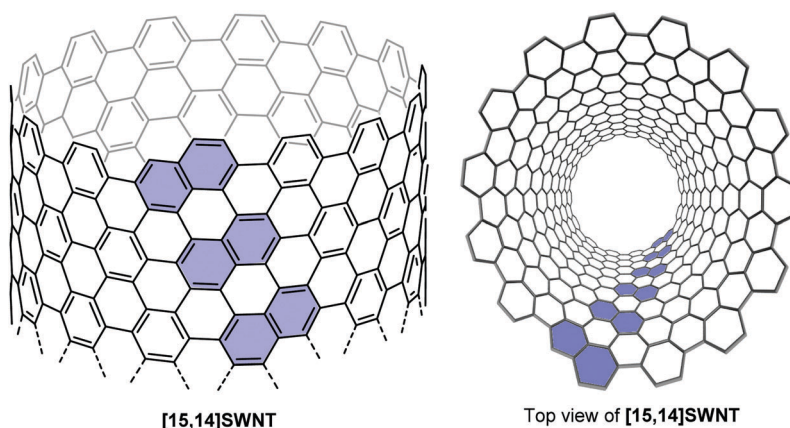
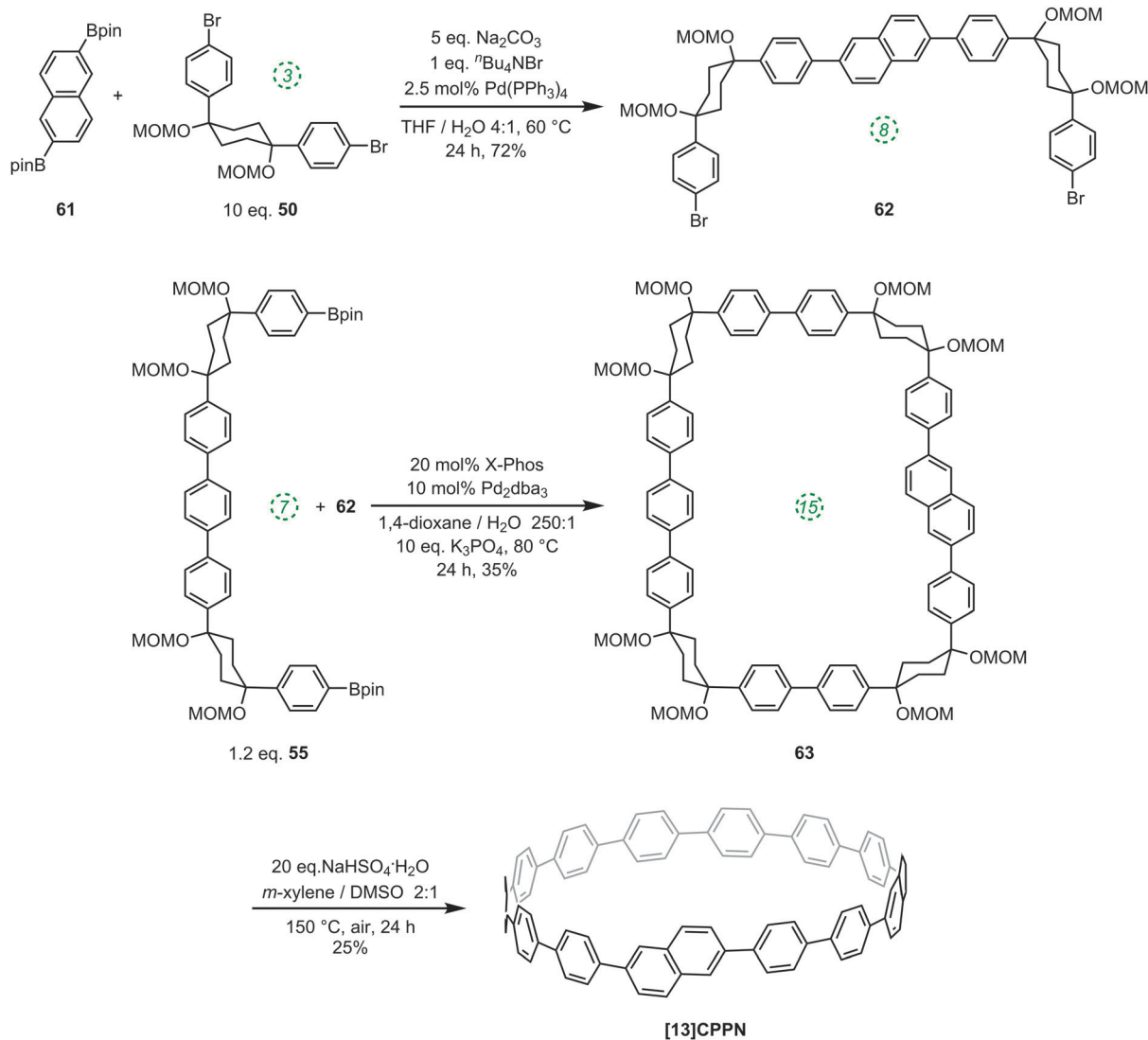


Fig. 19 [13]CPPN as a repeating unit for a chiral nanotube. Reprinted with permission from ref. 35. Copyright 2011 American Chemical Society.





Scheme 15 Itami's synthesis of [13]CPPN.

sequence was a little lower-yielding than previously, but nevertheless furnished the desired [13]CPPN.

Itami and co-workers carried out computational modelling to determine the barrier to racemisation for [13]CPPN, as shown in Fig. 20. The (*P*)-enantiomer of [13]CPPN shown on the left has an “all-alternating” conformation of the phenyl and naphthyl rings; this was found to be the lowest energy of the various minima identified. In the transition state for its interconversion to (*M*)-[13]CPPN, the dihedral angles between the naphthyl unit and both adjacent phenyl rings are both $\approx 90^\circ$. The calculated barrier to interconversion of 35.3 kJ mol^{-1} implies that [13]CPPN racemises rapidly at room temperature. Calculations on other hypothetical chiral CPP derivatives were also reported.

The third paper in quick succession from Itami in 2011³⁶ is an extension of the nickel-mediated methodology for formation of [12]CPP they had reported three months previously (Scheme 14). Subsequent to that earlier disclosure, the Itami group discovered that a byproduct from the nickel-mediated

shotgun cyclisation, that they had assumed was a linear oligomer, was in fact cyclic trimer **64** (Scheme 16), as determined by X-ray crystallography. It proved possible to convert **64** into [9]CPP as previously, albeit in lower yield, which was attributed to the higher strain energy of [9]CPP compared to [12]CPP. An X-ray structure for the end product was also acquired. A further exploration of the cyclisation conditions determined that both tetramer **60** and trimer **64** were formed regardless of the choice of L-shaped building block; the highest yield of trimer **64** was 32%.

The crystal structures for **64** and [9]CPP are shown in Fig. 21. Trimer **64** comprises cyclohexyl rings with an “included” angle of $\approx 70^\circ$. Computational modelling showed the strain energy of **64** to be 33 kJ mol^{-1} , appreciably higher than that for **60**, which was calculated to be close to strain-free (7 kJ mol^{-1}). The crystal structure of [9]CPP was slightly distorted into an ellipsoidal conformation, in contrast to the crystal structure for [12]CPP. This could be attributed to the incorporation of two molecules of THF solvent upon crystallisation. A comparison of bond



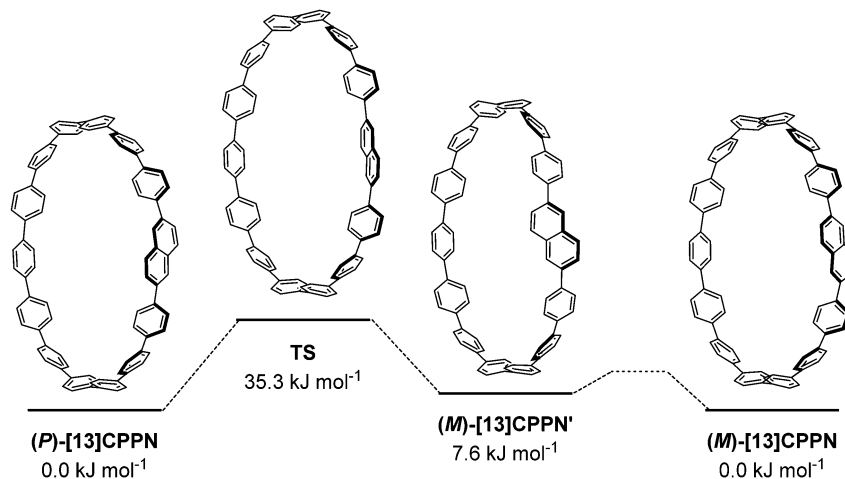
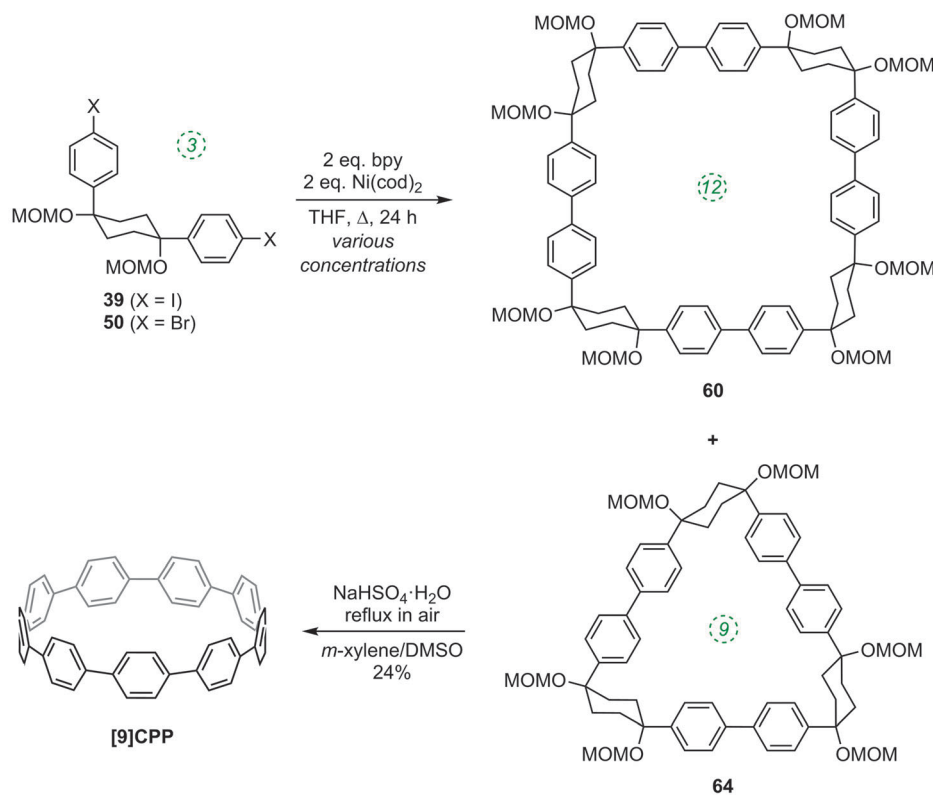


Fig. 20 Calculated barrier to racemisation for [13]CPPN. Reprinted with permission from ref. 35. Copyright 2011 American Chemical Society.



Scheme 16 Itami's synthesis of [9]CPP.

lengths for the [9]CPP and [12]CPP X-ray structures showed the mean $C_{ipso}-C_{ipso}$ bond length to be slightly shorter for [9]CPP than [12]CPP; the same trend was observed for the mean $C_{ortho}-C_{ortho}$ bond length. This was taken to be indicative of slightly increased quinoidal character in the smaller CPP.

Yamago followed up his 2010 communication on the synthesis of [8]CPP with a full account in 2011 which extended the platinum-based methodology to effect syntheses of all CPPs from [8]CPP to [13]CPP.³⁷ In the same way that a selective synthesis of [8]CPP was possible using a biphenyl building

block (Scheme 10), so a selective synthesis of [12]CPP proved to be possible using a terphenyl building block **65** (Scheme 17).

The Yamago group next attempted a selective synthesis of [10]CPP by combining bis(stannyl)terphenyl building block **65** with bis(platinum)biphenyl building block **68** (Scheme 18). Ligand exchange with dppe was then effected without isolation of the intermediate. Oxidation with elemental bromine gave rise to not only the expected [10]CPP, but in fact all CPPs from [8]CPP to [13]CPP! In addition, it was found that simply varying the reaction time for the first step profoundly affected the



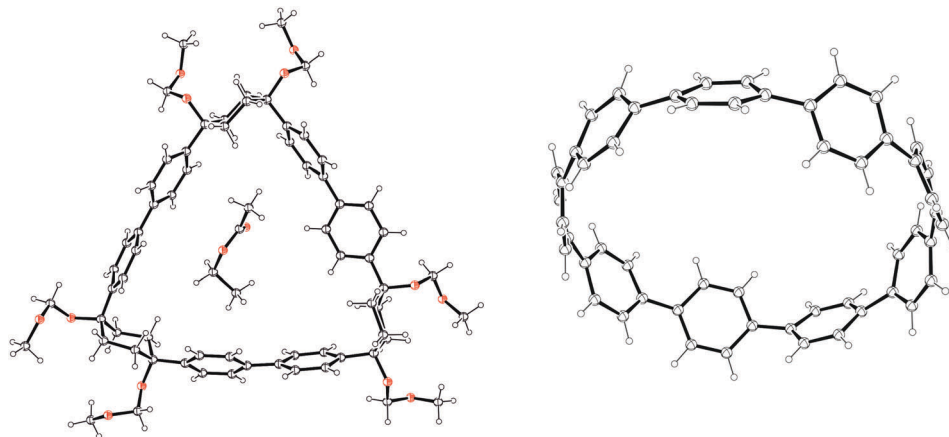
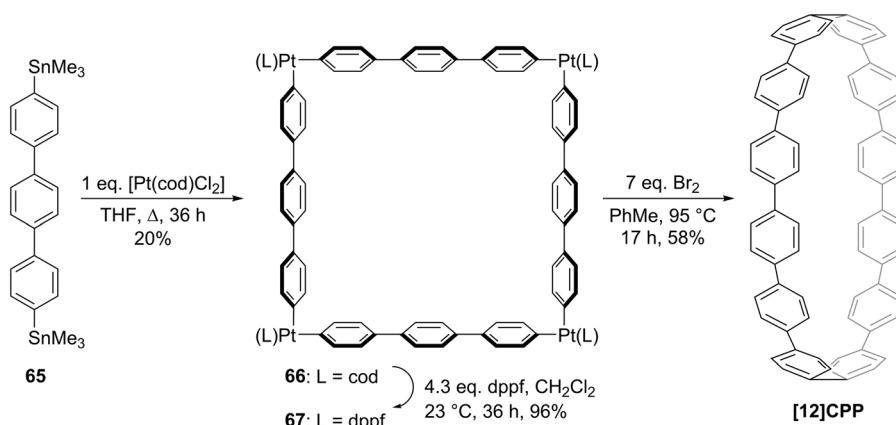
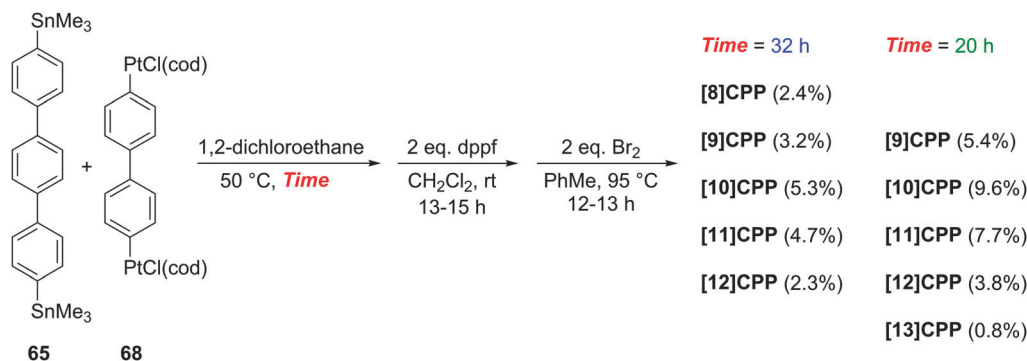


Fig. 21 ORTEP diagrams **64**-EtOAc and [9]CPP, showing ellipsoids at 30% probability. H atoms are shown as spheres of arbitrary radius. Disordered solvent has been omitted from the structure of [9]CPP for clarity.



Scheme 17 Yamago's platinum-mediated synthesis of [12]CPP.



Scheme 18 Yamago's platinum-mediated synthesis of [8–13]CPP.

product distribution. The fact that multiple CPPs had been produced was obvious from the crude $^1\text{H-NMR}$ of the reaction mixture for the final step. As had been noted in previous publications, all known CPPs exhibit a single resonance in their $^1\text{H-NMR}$ spectra, due to fast interconversion of CPP conformers on the NMR timescale. However, chemical shift varies with size of the CPP (the resonance moves downfield with increasing ring size, except for [5]- and [6]CPP). Thus, the

presence of several singlets in the aryl region was indicative of multiple CPPs having been formed. Separation of the CPPs was achieved using gel permeation chromatography. The formation of multiple CPPs was attributed to the transmetalation between platinum and aryl stannanes being a reversible process (which had in fact been reported previously³⁸). It is notable that the process provides access to odd-numbered CPPs. Whereas any even-numbered CPP could be accessed from a



rectangular tetraplatinum precursor devoid of ring strain (*cf.* 44 and 67), access to an odd-numbered CPP requires a tetraplatinum precursor where the C–Pt–C bond angles must necessarily be distorted away from 90°. As such, formation of odd-numbered CPPs might be expected to be disfavoured, but examination of the product ratios in Scheme 18 does not suggest this is the case. Most surprising of all is the formation of [13]CPP – with the building blocks employed by Yamago, this could not have arisen from a tetraplatinum precursor and instead must have arisen from a pentaplatinum or hexaplatinum precursor. It should be noted that Yamago's work constituted the first report of a synthesis of [10], [11] or [13]CPP.

Yamago and co-workers undertook extensive computational modelling and experimental characterisation of their library of CPPs. Strain energies, as well as HOMO and LUMO energies were computed for all CPPs from [4]CPP to [20]CPP; the calculated strain energies were in close agreement with those calculated by Bachrach.³² The calculated HOMO and LUMO energy levels are represented pictorially in Fig. 22. As the size of the CPP gets smaller, the energy of the HOMO increases and the energy of the LUMO increases, which is the opposite of the trend observed for linear oligophenylenes. Yamago ascribes this divergent behaviour to the ring-size dependence of the aromaticity of the phenylene units. As suggested previously by Wong's calculated NICS(1) values and Itami's X-ray data for [9] and [12]CPP, smaller CPPs have diminished aromatic character and increased quinoid character. The trend in CPP HOMO and LUMO energies is not entirely smooth, however, with a small but noticeable offset between energies for even-numbered and odd-numbered CPPs, as had been previously noted by Bachrach. Yamago rationalises this as being due to the conformational differences between the two types of CPP.

The observed absorbance and fluorescence spectra are shown in Fig. 23. The absorption maxima for the different CPPs are essentially invariant, at around 340 nm. This is in agreement with Bertozzi's observations, but is not what would be expected on the basis of the calculated HOMO/LUMO levels in Fig. 22. This disagreement was investigated using time-dependent

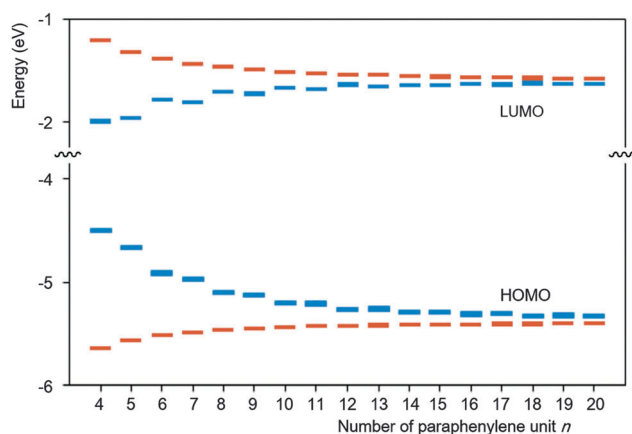


Fig. 22 Calculated HOMO and LUMO energies of CPPs (blue) and oligo-paraphenylenes (red). Reprinted with permission from ref. 37. Copyright 2011 American Chemical Society.

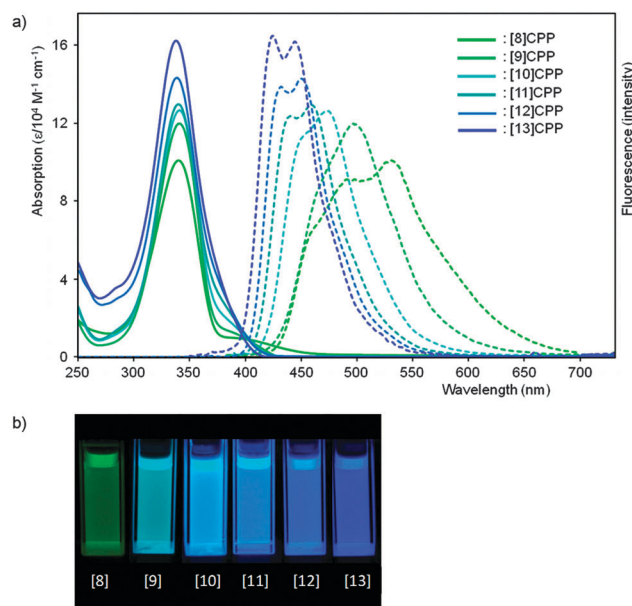


Fig. 23 (a) Absorbance (solid lines) and fluorescence (dashed lines) spectra for [8–13]CPPs. (b) Fluorescence emission of [8–13]CPPs. Reprinted with permission from ref. 37. Copyright 2011 American Chemical Society.

density functional theory (TD-DFT), which revealed that in all cases the HOMO → LUMO transition is actually forbidden, with minimal or no oscillator strength. The observed absorption is in fact due to several other transitions, specifically HOMO – 2 → LUMO, HOMO – 1 → LUMO, HOMO → LUMO + 1 and HOMO → LUMO + 2. As regards the trend in the fluorescence spectra, the trend for an increase in Stokes shift with smaller rings is again observed, for which Yamago offers the same rationale as Bertozzi and Sundholm.

Finally, Yamago's paper is the first to describe an electrochemical study of CPPs. Cyclic voltammograms for [8] to [13]CPP are reproduced in Fig. 24. Every CPP showed a reversible oxidation wave, implying the CPP radical cations formed are stable under the conditions of the experiment. Oxidation potential correlates with CPP size, with larger CPPs having a higher oxidation potential, as expected from the calculated HOMO energies in Fig. 22.

A second paper from Yamago then appeared some two months later on the host–guest chemistry of CPPs.³⁹ The Yamago group were able to determine that [10]CPP was an effective host for buckminsterfullerene (C₆₀), as shown in Scheme 19. The interaction between these two species was first detected by ¹H-NMR spectroscopy. As mentioned above, the chemical shift for the aryl singlet in CPPs varies with ring size. Thus, when C₆₀ was added to a mixture of [8]–[12]CPP, the resonance for [10]CPP was observed to shift upfield (Fig. 25a), whereas the resonances for the other CPPs did not change. The same shift was also observed upon addition of C₆₀ to a solution of [10]CPP alone (Fig. 25b).

The 1 : 1 stoichiometry of the complex was confirmed with a Job's plot and the binding constant in *ortho*-dichlorobenzene was determined to be $K_a = (6.0 \pm 0.2) \times 10^3 \text{ L}^{-1} \text{ mol. C}_{60}$ was



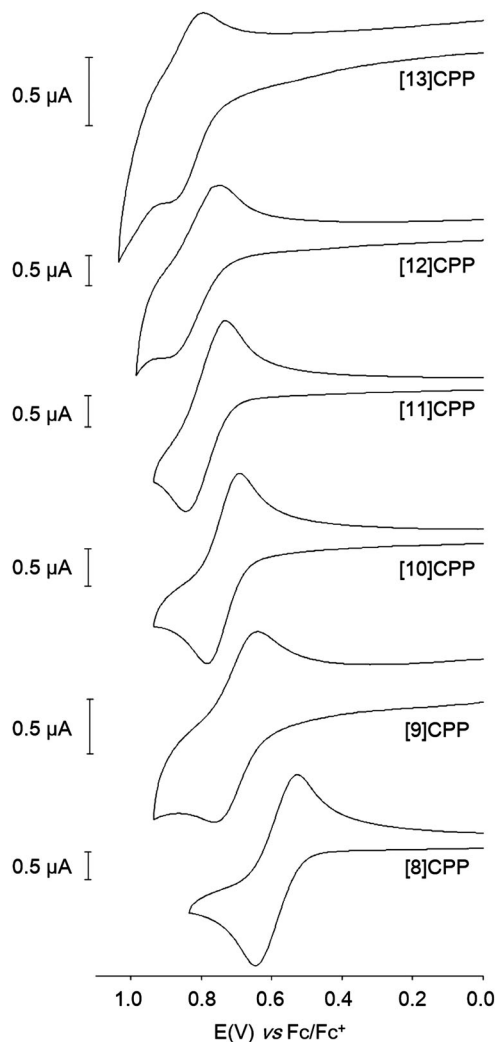
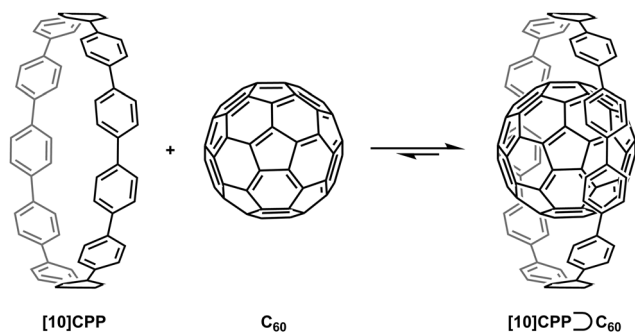


Fig. 24 Cyclic voltammograms for [8] to [13]CPP in 1,1,2,2-tetrachloroethane with 0.1 M Bu_4NPF_6 . Reprinted with permission from ref. 37. Copyright 2011 American Chemical Society.



Scheme 19 Selective encapsulation of C_{60} by [10]CPP.

observed to quench the fluorescence of [10]CPP – fluorescence quenching experiments in toluene determined the Stern–Völmer constant to be $K_{\text{SV}} = (4.34 \pm 0.04) \times 10^6 \text{ L}^{-1} \text{ mol}$ and the binding constant to be $K_{\text{a}} = (2.79 \pm 0.03) \times 10^6 \text{ L}^{-1} \text{ mol}$ (much larger than in *ortho*-dichlorobenzene). Thus, it was determined that encapsulation of C_{60} by [10]CPP results in a stabilisation of

around 38 kJ mol^{-1} , around two orders of magnitude greater than the previously reported value for encapsulation of C_{60} by [6]CPPA (cycloparaphenyleneacetylene).

A 2011 publication from Jasti and co-workers reported the first synthesis of [7]CPP, the smallest CPP described at that point.⁴⁰ They employed an approach which was a variant of that employed in the original 2008 disclosure of the first CPP syntheses. As shown in Scheme 20, the key to Jasti's strategy is the exploitation of the enhanced reactivity of aryl bromides with respect to aryl chlorides. Dearomatisation of biphenyl **69** with hypervalent iodine gave hydroxyketone **70**. To ketone **70** was added aryllithium **71**, the preparation of which proceeded by preferential lithium–halogen exchange of a bromide in the presence of a chloride. The deprotonation of **70** with sodium hydride prior to addition of **71** favoured the formation of the desired *syn* product **72**. This was methylated to give **73**, which is an analogue of **30**, but with two differentiated halides. A further lithium–halogen exchange on **73** (again selective for the aryl bromide), followed by reaction with ITDB gave **74**. Combination of **73** and **74** by Suzuki–Miyaura cross-coupling under comparatively mild conditions gave 6-ring linear precursor **75**, with the two aryl chlorides remaining untouched. The key dual intra-molecular/intermolecular Suzuki–Miyaura macrocyclisation step was extremely demanding. Not only would the hitherto inert aryl chlorides need to be functionalised, but computational modelling suggested that the target CPP precursor **77** possessed 67 kJ mol^{-1} of strain energy, quite aside from the strain energy of [7]CPP itself. In the event, use of Buchwald's S-Phos ligand under forcing conditions was able to provide **77** in 12% yield, the byproducts of the reaction being linear oligomers. Finally, reductive aromatisation with lithium naphthalenide afforded [7]CPP. An X-ray crystal structure was obtained for CPP precursor **77**, and is shown in Fig. 26.

[7]CPP exhibited an absorption maximum at 339 nm, in agreement with the previously observed trend that λ_{max} does not vary with CPP ring size. The fluorescence spectrum of [7]CPP has a maximum at 592 nm, making [7]CPP an orange emitter, and continuing the trend of smaller CPPs having larger Stokes shifts. However, unlike the larger CPPs, [7]CPP had a very low quantum yield of only 0.007, implying a rather forbidden transition (for comparison, the quantum yield for [12]CPP was measured as being 0.81).

2011 saw the first contribution to the field from the Isobe group, who had previously published extensively on macrocyclic aromatic compounds, which lacked a radial π system as found in CPPs (such work therefore falls outside the scope of this review). Isobe now reported the synthesis of all stereoisomers of [4]cyclo-2,8-chrysenylene (“[4]CC_{2,8}”) using a variant of the platinum-mediated methodology developed by Yamago.⁴¹ The synthetic route is shown in Scheme 21. Miyaura borylation of 2,8-dibromochrysene **78** gave bis(borylated) building block **79**. This boron-containing linear fragment then underwent transmetallation with a platinum source, in a manner analogous to Yamago's tin-containing monomers, to give tetraplatinum complex **80**, for which an X-ray crystal structure was obtained (Fig. 27). Whereas Yamago had effected reductive elimination



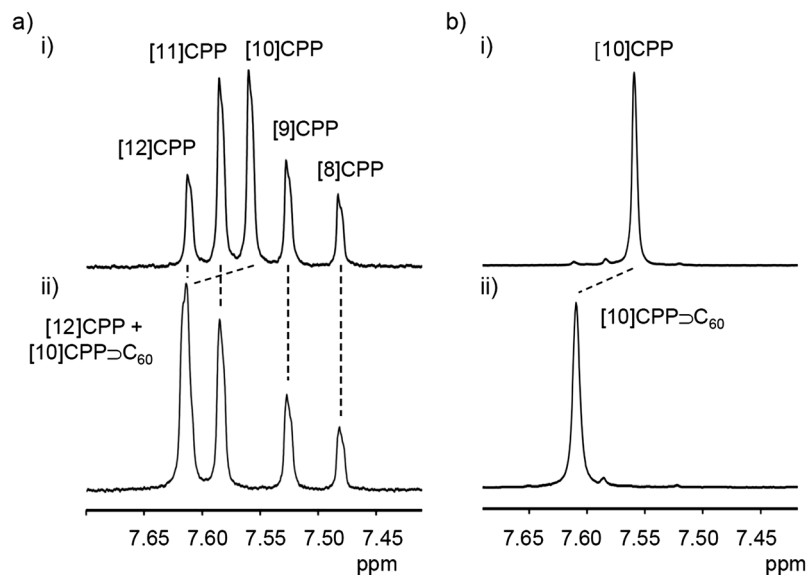
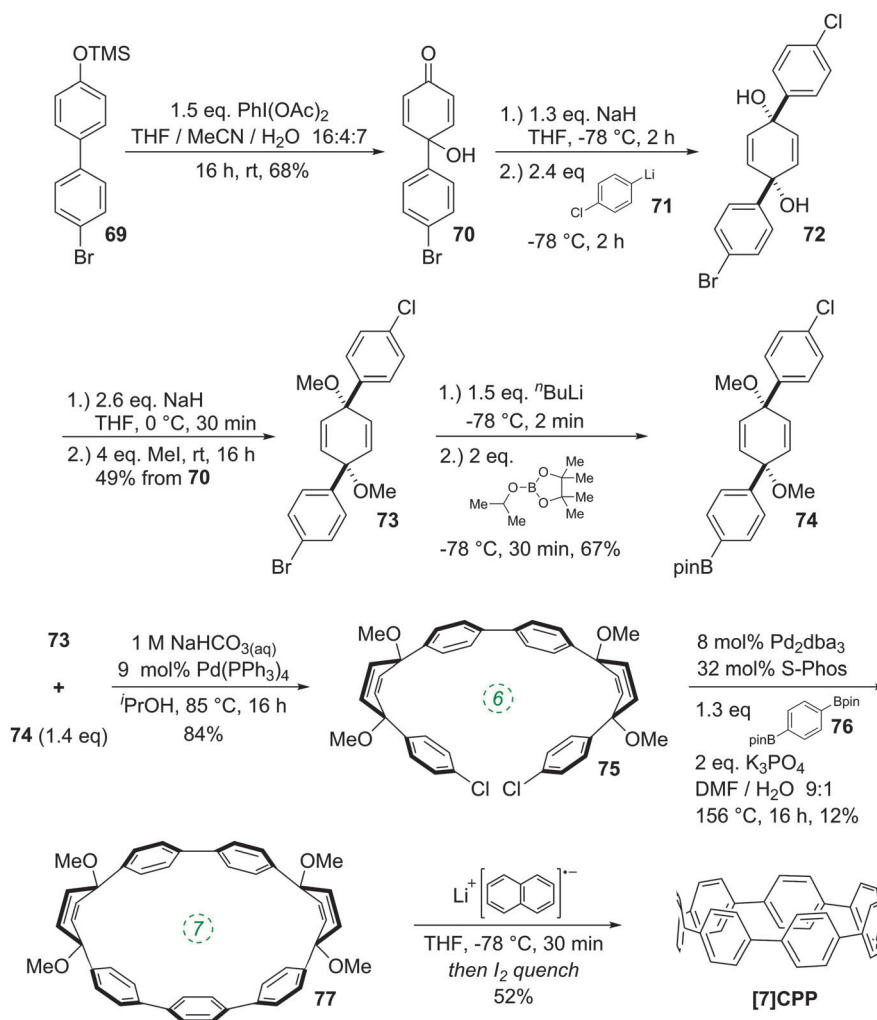


Fig. 25 ^1H -NMR spectra in CDCl_3 at room temperature of (a) [8]–[12]CPPs before (i) and after (ii) the addition of C_{60} and (b) isolated [10]CPP before (i) and after (ii) the addition of C_{60} . Reprinted with permission from ref. 39. Copyright 2011 Wiley-VCH Verlag GmbH & Co. KGaA, Weinheim.



Scheme 20 Jasti's synthesis of [7]CPP.



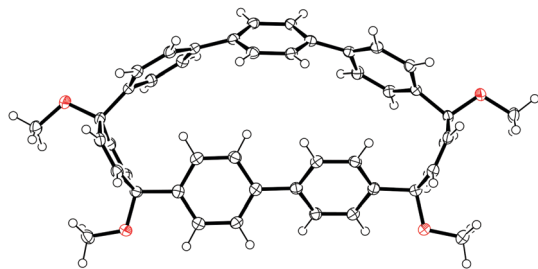


Fig. 26 ORTEP diagram of **77**, showing ellipsoids at 50% probability. H atoms are shown as spheres of arbitrary radius.

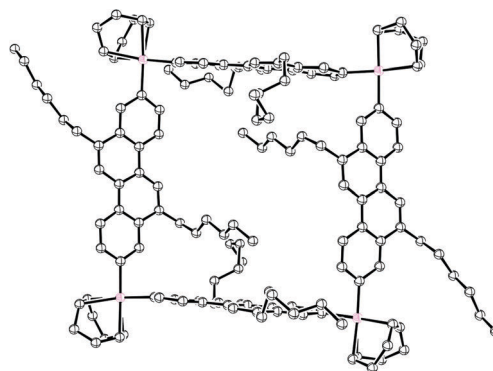


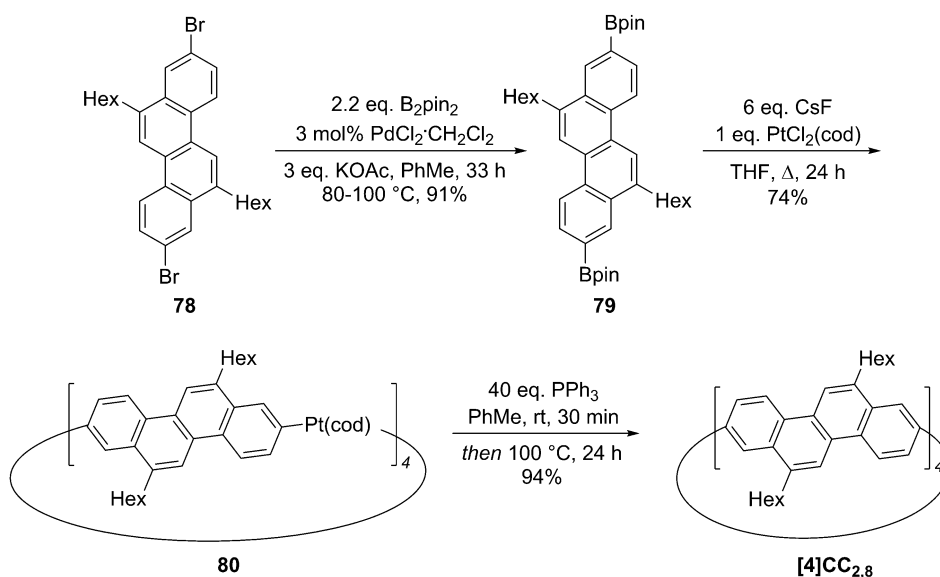
Fig. 27 ORTEP diagram of **80**, showing ellipsoids at 50% probability. A second molecule of **80** in the unit cell has been omitted for clarity, as have solvent molecules and all hydrogens.

from **43** and **66** via a ligand exchange and oxidation with elemental bromine, Isobe reports that treatment of **80** with an excess of triphenylphosphine leads directly to the product of four-fold reductive elimination, $[4]CC_{2,8}$. (Yamago had reported use of triphenylphosphine to be unsuccessful in his CPP syntheses).

Just as for Itami's $[13]CPPN$ (Fig. 18), Isobe's $[4]CC_{2,8}$ is capable of exhibiting stereoisomerism. However, whereas $[13]CPPN$ possesses only a single 2,6-naphthyl unit (and hence can exist as two enantiomers), $[4]CC_{2,8}$ possesses four repeating units of C_2 symmetry (2,8-chrysenylene units) and so the situation is more complex. In fact, six distinct isomers are possible for $[4]CC_{2,8}$, which are shown in Fig. 28. The six isomers are designated **A** to **F**. Structures **D** and **F** are a pair of enantiomers, with their helical chirality indicated as (*M*) and (*P*) respectively. Similarly, **B** and **E** are a pair of enantiomers, whereas **A** and **C** are achiral. The two numbers in brackets for each isomer are that isomer's chiral index.

A key difference between Itami's $[13]CPPN$ and Isobe's $[4]CC_{2,8}$ concerns ease of racemisation by rotation of the naphthylenyl or chrysenylenyl units. $[13]CPPN$ racemises spontaneously at room temperature by free rotation of the naphthylenyl unit. It is also the case that the chrysenylenyl units in tetraplatinum complex **80** are freely rotating, as determined from the apparent simplicity of its NMR spectrum. However, in contrast, interconversion of the six

isomers of $[4]CC_{2,8}$ is not rapid at room temperature and they are in fact separable by preparative HPLC, using a chiral column of cholesterylated silica (the designations **A** to **F** refer to their order of elution). Assignment of the six isomers was carried out by means of NMR and circular dichroism (CD) spectroscopy. As shown in Fig. 29, of the six peaks observed in the HPLC trace, two were not detected by the CD detector, and were therefore assigned as the achiral isomers **A** and **C**. Distinguishing between these two was possible based on their ^{13}C -NMR spectra: **A** has C_{2h} symmetry and 18 aromatic carbon environments, whereas **C** has D_{4d} symmetry and only 9 aromatic carbon environments. For the four remaining isomers, comparison of their CD spectra established that **B** and **E** were enantiomeric, as were **D** and **F**. Distinguishing these further again required inspection of the ^{13}C -NMR spectra: **B** and **E** have C_2 symmetry and 36 aromatic carbon environments, whereas **D** and **F** have D_4 symmetry and only 9 aromatic carbon environments. Finally, assigning the absolute configurations of **B**, **D**, **E** and **F** required prediction



Scheme 21 Isobe's synthesis of $[4]CC_{2,8}$ stereoisomers.



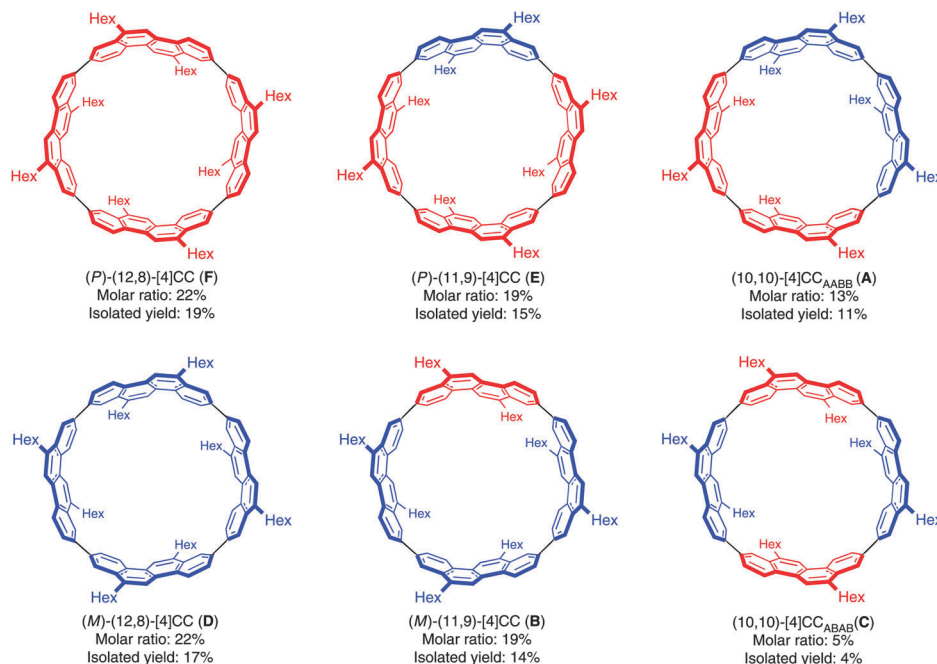


Fig. 28 Stereoisomers A–F of [4]CC_{2,8}. The two possible chrysenylene orientations are shown in red and blue. Adapted with permission from ref. 41. Copyright 2011 Nature Publishing Group.

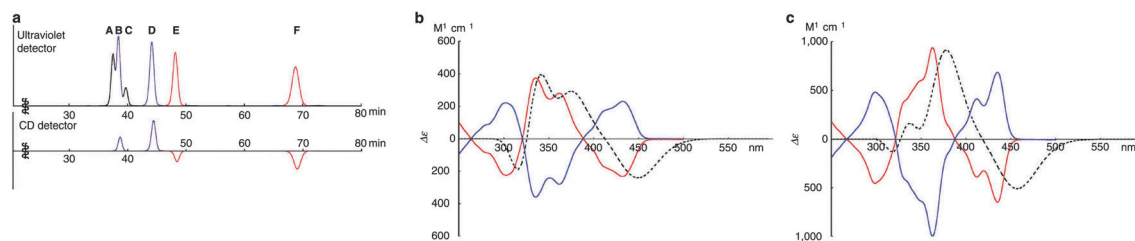


Fig. 29 (a) HPLC trace for [4]CC_{2,8}. The upper trace shows absorbance at 300 nm and the lower trace shows CD detection at 420 nm. (b) CD spectra for (12,8)-[4]CC_{2,8}: blue line – spectrum for **B**; red line – spectrum for **E**; dashed line – computed spectrum for truncated analogue of **E**. (c) CD spectra for (11,9)-[4]CC_{2,8}: blue line – spectrum for **D**; red line – spectrum for **F**; dashed line – computed spectrum for truncated analogue of **F**. Adapted with permission from ref. 41. Copyright 2011 Nature Publishing Group.

of their CD spectra with TD-DFT methods and comparison with experiment.

The Isobe group's work potentially provides small molecule templates for the bottom-synthesis of chiral carbon nanotubes. Towards this aim, the group also report having carried out preliminary experiments attempting the asymmetric synthesis of [4]CC_{2,8}. Thus, when the transformation of **80** to [4]CC_{2,8} was carried out in the presence of cholesteryl stearate, the products were enriched in the (*P*) isomers, with **E** being formed in 11% e.e. and **F** being formed in 17% e.e.

The day after Isobe's report, the Wong group published another computational study, this time focusing on chiral CPP derivatives such as [13]CPPN (Scheme 15).⁴² Wong *et al.* focused their studies on the excited states of CPPNs, CPPAs (in this case meaning cycloparaphenylene-2,6-anthracenylenes, although the same abbreviation has been used elsewhere for cycloparaphenylene-acetylenes) and CPPTs (cycloparaphenylene-2,8-tetracenylenes). Of these, they identified CPPAs as being unique insofar as they exhibit large photoinduced transitions, as a result of the symmetry-breaking

effects of introduction of the anthracenylene unit, in combination with a good alignment of band gaps for the anthracene and the phenylene backbone.

In surveying the literature from 2011, mention should also be made of a publication of from the Jasti group, which is of indirect relevance to CPPs.⁴³ The group carried out a computational study on [5.7]_ncyclacenes, which could constitute a heterojunction between “zigzag” and “armchair” regions of a carbon nanotube (Fig. 30). It is specifically armchair carbon nanotubes for which CPPs are potential precursors; the two types of nanotube have significantly different characteristics (armchair SWNTs are metallic, whereas zigzag SWNTs are semiconducting).

2012

The year began with a report from Jasti *et al.* which again broke the record for synthesis of the smallest known CPP.⁴⁴ The key tactic used in this synthesis of [6]CPP was to employ the



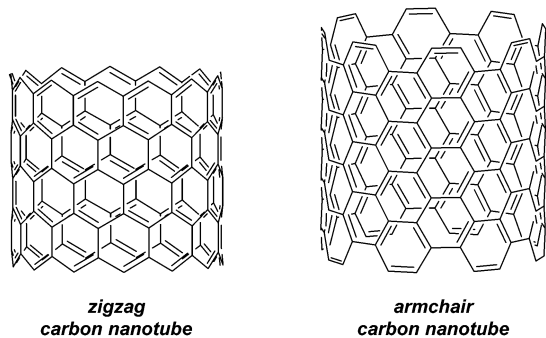
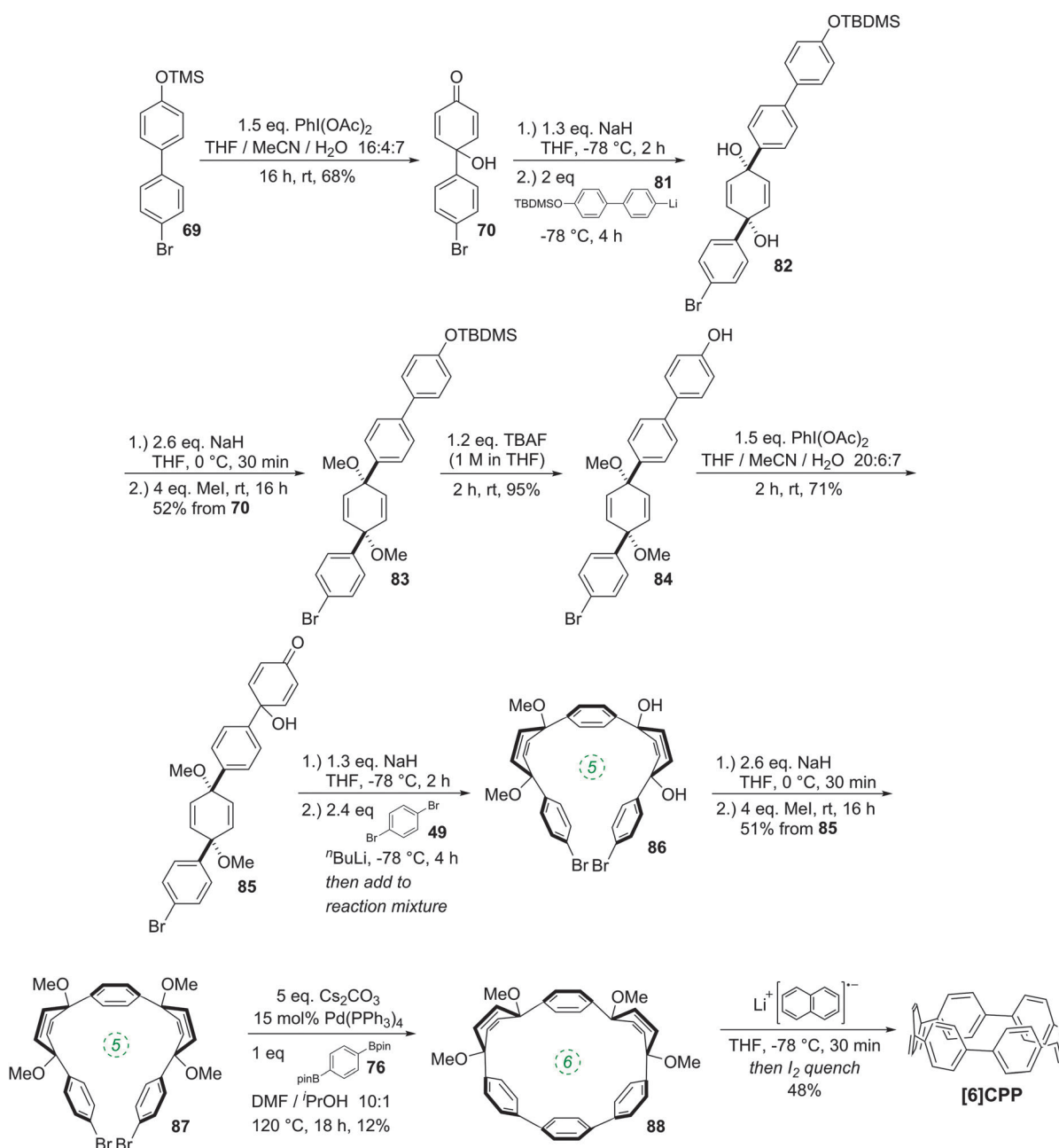


Fig. 30 Armchair and zigzag nanotube fragments.

oxidative dearomatisation with hypervalent iodine that had been used in the group's prior synthesis of [7]CPP, but to utilise it twice. The synthetic route is shown in Scheme 22. Thus, **69** is dearomatised to hydroxyketone **70**, as per the synthesis of [7]CPP, but **70** is instead treated with a lithiated two-ring building block **81** to give 4-ring fragment **82** in a *syn*-selective reaction. After methylation to give **83** and desilylation to give **84**, the second dearomatisation furnishes hydroxyketone **85** without interfering with the functionality elsewhere in the molecule. A second *syn*-selective addition of a lithiated aryl (in this case formed from **49**), followed by methylation, gave 5-ring precursor **87**. Ring closure is effected by the same dual



Scheme 22 Jasti's synthesis of [6]CPP.



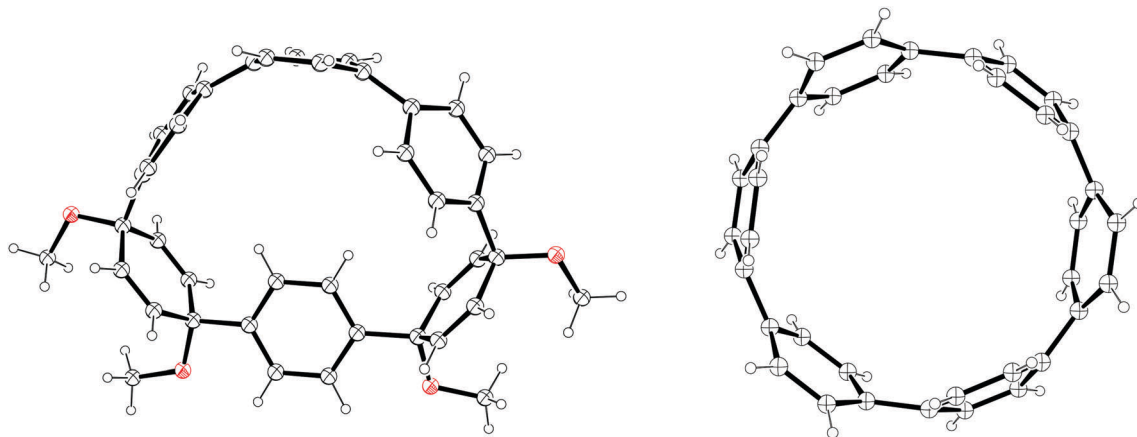


Fig. 31 ORTEP diagram of **88** and [6]CPP, showing ellipsoids at 30% probability. H atoms are shown as spheres of arbitrary radius. A second, disordered molecule of **88** in the unit cell has been omitted for clarity.

intermolecular/intramolecular Suzuki–Miyaura strategy employed for the synthesis of [7]CPP, albeit under different conditions. The low yield for this step is once again attributed to appreciable ring strain in the CPP precursor product **88**. Finally, reductive aromatisation gave [6]CPP. Yamago had previously calculated³⁷ that [6]CPP has a formidable strain energy of 407 kJ mol⁻¹ (cf. 357, 307, 280 and 247 kJ mol⁻¹ for [7]–[10]CPP, respectively). Crystal structures were obtained both for precursor **88** and for [6]CPP itself (Fig. 31). An unusual aspect of [6]CPP concerns its crystal packing – as shown in Fig. 32, it assembles into a linear alignment in the solid state, akin to a supramolecular nanotube. Nanosized channels through the crystal lattice are clearly visible. (In contrast, the previously acquired structures for [9] and [12]CPP exhibited a herringbone packing structure).

Upon characterisation of [6]CPP, it was found to exhibit several characteristics which were not in keeping with trends observed for the larger CPPs. For example, while [6]CPP had an absorption maximum at 338 nm (essentially the same as larger CPPs), it was not fluorescent. This represents the continuation of a trend insofar as the quantum yield reported for [7]CPP was very low in contrast to larger CPPs. The chemical shift in the ¹H-NMR spectrum of [6]CPP is also anomalous. Thus far, a correlation had been observed between CPP ring size and

chemical shift, *i.e.* the smaller the ring, the more upfield the resonance. However, the signal for [6]CPP is in fact shifted 0.16 ppm downfield relative to [7]CPP. Finally, [6]CPP was also characterised electrochemically and found to have a half-wave oxidation potential of 0.44 V.

The second paper published in 2012 was from the Itami group and concerned the synthesis of a multiply-annulated CPP derivative, specifically [9]cyclo-1,4-naphthylene (“[9]CN”).⁴⁵ They employed the nickel-mediated “shotgun” approach which had previously allowed access to [12]CPP (Scheme 14) and [9]CPP (Scheme 16). The synthetic approach is shown in Scheme 23. Treatment of naphthoquinone **89** with an excess of lithiated naphthalene **90** gave linear precursor **91**, with the desired *syn* diastereomer favoured by 11:4. Methylation afforded **92**, for which a crystal structure was obtained (Fig. 33). From this structure, it was determined that the “included” angle was $\approx 71^\circ$, *i.e.* smaller than for the non-annulated analogue **39**. On this basis, it was predicted that the “shotgun” cyclisation would favour formation of a trimer over a tetramer. Further in support of this expectation, modelling of cyclic trimer **93** suggested it had near-negligible strain energy (6 kJ mol⁻¹). In the event, **93** was indeed the only cyclic oligomer formed, although the yield was very low (2%), with formation of linear oligomers predominating. Careful optimisation of the reaction concentrations and the conditions for purification were required even to achieve this isolated yield. With **93** in hand, the Itami group attempted its reductive elimination to [9]CN, but the use of lithium naphthalenide failed in this case. It was eventually determined that the use of granular lithium metal allowed for the production of [9]CN and its isolation in 59% yield.

The NMR spectrum of [9]CN is markedly different from that of the CPPs – rather than a singlet, the spectrum comprises many overlapping resonances, indicative of a structure of low symmetry and of slow interconversion of conformers on the NMR timescale. The spectrum is shown in Fig. 34. When heated to 150 °C in DMSO-*d*₆, the spectrum coalesced to three broad singlets, corresponding to the three environments shown as

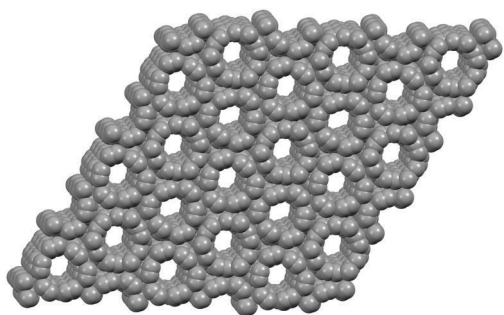
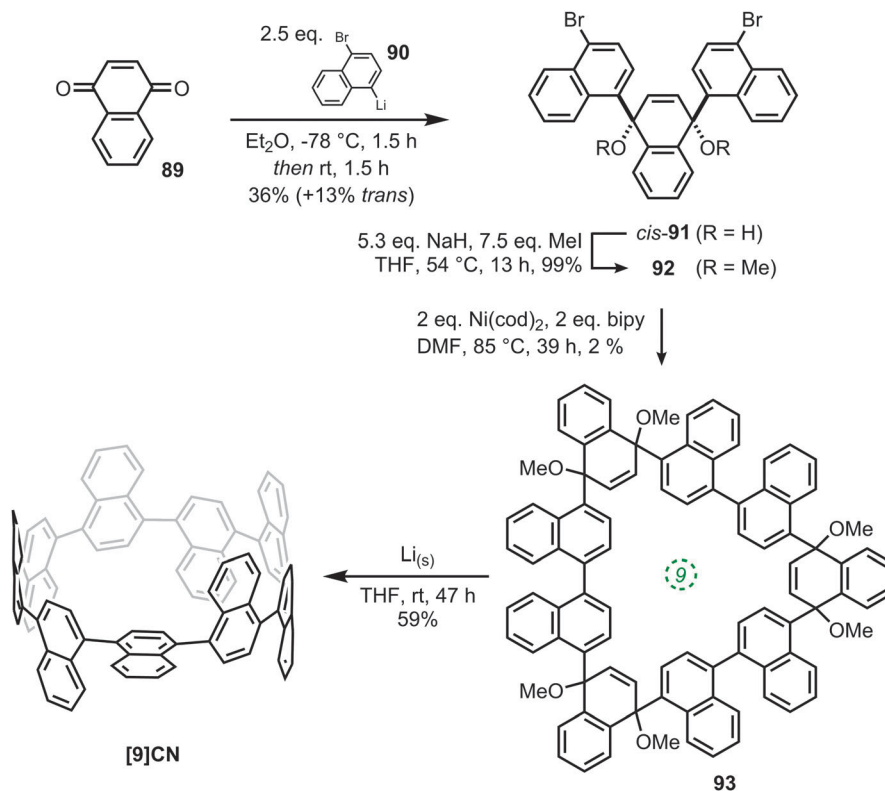


Fig. 32 Crystal packing of [6]CPP, 3 × 3 × 3 unit cells. Hydrogen atoms have been omitted for clarity.





Scheme 23 Itami's synthesis of [9]CN. Adapted with permission from ref. 45. Copyright 2012 American Chemical Society.

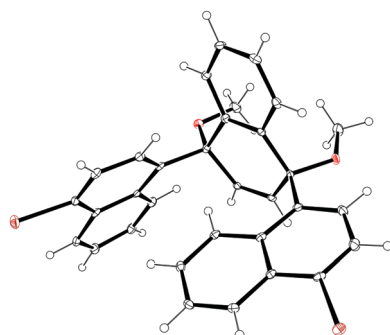


Fig. 33 ORTEP diagram of **92**, showing ellipsoids at 30% probability. H atoms are shown as spheres of arbitrary radius.

red, green and blue circles in Fig. 34a, indicating fast interconversion of conformers. However, at room temperature, the molecule adopts a structure of C_2 symmetry as shown in Fig. 34a – as this is an odd-numbered nanoring, a simple conformation of alternately oriented rings is not possible and a 3-helical motif (*cf.* Fig. 13b) must be incorporated. The central naphthyl unit of this motif projects two hydrogens into the centre of the nanoring and these account for the unusually upfield singlet which is observed (Fig. 34c, red diamond). Overall, 27 discrete environments are present for the 54 hydrogens in [9]CN. Concerning absorption and emission spectra, [9]CN exhibited $\lambda_{\text{max}} = 378$ nm (*i.e.* a longer wavelength than [9]CPP), with several other maxima. [9]CN was fluorescent, with $\lambda_{\text{em}} = 491$ nm, almost identical to the value for [9]CPP.

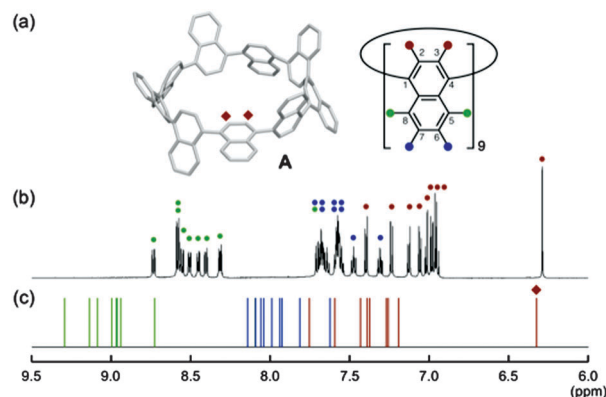


Fig. 34 (a) Energy minimised structure of [9]CN. (b) $^1\text{H-NMR}$ spectrum of [9]CN in $\text{THF-}d_8$. (c) Predicted $^1\text{H-NMR}$ chemical shifts of [9]CN calculated at the B3LYP/6-11+G(2d,p)//B3LYP/6-31G(d) level. Reproduced with permission from ref. 45. Copyright 2012 American Chemical Society.

Considering the conformer **A** in Fig. 34a, it can be seen that [9]CN is in fact a chiral molecule. Computer modelling was undertaken by the Itami group to study the interconversion of enantiomers; racemisation of 1,1'-binaphthyl was studied at the same level of theory for comparison (Fig. 35). Thus, the barrier to racemisation from [9]CN-**A** to its enantiomer [9]CN-**A*** *via* the transition state TS_{rac} was calculated to be 81.5 kJ mol^{-1} , which perhaps surprisingly is lower than the corresponding barrier for racemisation of 1,1'-binaphthyl. Itami ascribes this to the ring strain present in [9]CN.



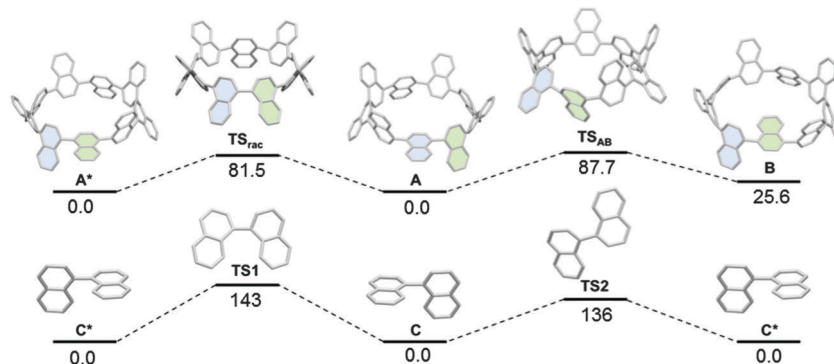


Fig. 35 Rotation pathways of (top) [9]CN and (bottom) 1,1'-binaphthyl. Values are relative Gibbs free energies (ΔG) in kJ mol^{-1} at 298.15 K and 1 atm calculated at the B3LYP/6-31G(d) level. The symbol * represents the enantiomer of the corresponding structure. Adapted with permission from ref. 45. Copyright 2012 American Chemical Society.

Shortly after Itami's [9]CN publication, Jasti and Sisto published a commentary on their synthesis of [7]CPP, setting it in the context of the work that had come before.⁴⁶ There then followed a theoretical study from Irle, Morokuma and co-workers on the mechanism of "bottom-up" SWCNT growth from a CPP template.⁴⁷ The authors studied a mechanism of SWCNT growth from a CPP that proceeds by addition of ethynyl radicals, and find this process to be more energetically favourable than the alternative of a Diels–Alder based growth mechanism as proposed previously by Scott.^{48,49} They state that the $\bullet\text{C}_2\text{H}$ radicals in fact have two roles in the SCWNT elongation process, both abstracting hydrogen from the growing SCWNT and also providing the source of carbon for its growth.

Itami published an account in early 2012 of his group's efforts towards controlled synthesis of SCWNTs and nanographenes,⁵⁰ which was quickly followed by a paper from the Isobe group on the kinetics of isomerisation of the isomers of [4]CC_{2,8} that they had reported the previous year (Fig. 28).⁵¹ As shown in Fig. 36, when pure [4]CC_{2,8}-F was heated to 80 °C in toluene, interconversion between [4]CC_{2,8} isomers occurred, with equilibrium being reached after ≈ 50 h. It can be seen that isomer [4]CC_{2,8}-E was formed first, but the quantity of this then diminished after ≈ 4 h, as other isomers were also formed. This strongly suggests that [4]CC_{2,8}-F interconverts into

[4]CC_{2,8}-E in the first instance and then on to the other isomers. This initial interconversion involved the rotation of only one of the chrysene units in [4]CC_{2,8}, which suggests the units rotate one by one. Isobe's group were also able to derive various thermodynamic parameters for the equilibration process. On the same day, Nakano and co-workers published a computational study contrasting CPPs with linear oligophenylenes, as well as cyclic and linear acenes.⁵² They employed long-range corrected spin-unrestricted density functional theory (LC-UDFT) to investigate the diradical character of the species under study, finding that CPPs and linear oligophenylenes have closed shell configurations, whereas both linear and cyclic acenes have singlet diradical character. The group also calculated the various third-order non-linear optical polarisabilities.

A week later, Itami published the first report of a heteroatom-containing CPP derivative.⁵³ The molecule in question, cyclo[14]paraphenylene[4]2,5-pyridylidene, was abbreviated as "[14,4]CPPy" and its synthesis is shown in Scheme 24. Previously reported U-shaped building block 55 was elaborated with two equivalents of 5,5'-dibromo-2,2'-bipyridyl 94 to give extended U-shaped building block 95. The dual intermolecular/intramolecular Suzuki–Miyaura macrocyclisation of 95 with a further equivalent of 55 gave CPPy precursor 96. Finally, oxidative aromatisation gave [14,4]CPPy; in a change from Itami's previous reports, this last step involved the explicit addition of an oxidant (*ortho*-chloranil). With [14,4]CPPy in hand, the group set about the characterisation of this "tetraaza-CPP" and its absorbance and fluorescence spectra are shown in Fig. 37.

[14,4]CPPy has $\lambda_{\text{max}} = 344$ nm and overall has an absorption spectrum very similar to the larger CPPs. In its fluorescence spectrum, an emission was observed at $\lambda_{\text{em}} = 427$, similar to the behaviour of [18]CPP. However, the presence of the heteroatoms in [14,4]CPPy has the potential to modulate significantly its properties and the Itami group found that protonation with HCl greatly altered the optical properties, inducing a large bathochromic shift (see Fig. 37). Finally, in preliminary experiments, Itami and co-workers were able to demonstrate the use of [14,4]CPPy as a transition metal ligand, forming a 1 : 2 complex with palladium(II).

On the same day the above study was published, Itami also published the results of a collaborative study with Yamaguchi,

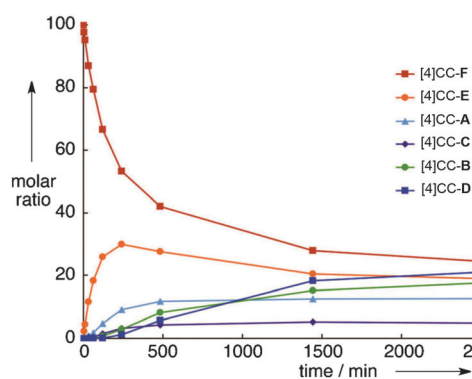
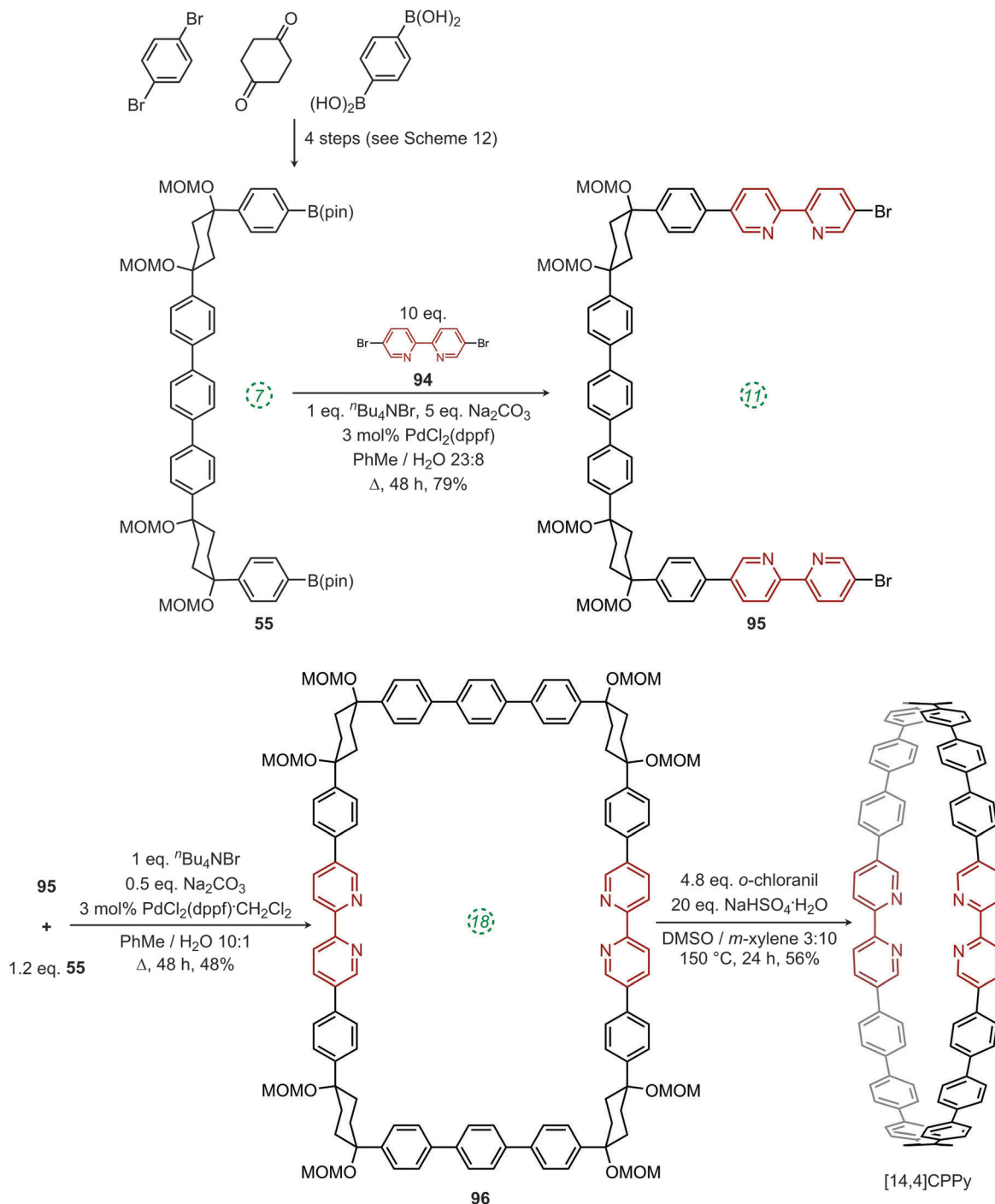


Fig. 36 Time-course analysis of isomerization of [4]CC_{2,8}-F in toluene at 80 °C. Adapted with permission from ref. 51. Copyright 2012 Wiley-VCH Verlag GmbH & Co. KGaA, Weinheim.





Scheme 24 Itami's synthesis of [14,4]CPPy.

Irle *et al.* on the photophysical properties of CPPs.⁵⁴ This study combined experimental and theoretical approaches and many new data were presented. Although the invariance of λ_{max} for the most intense absorption had previously been noted, the group also studied the longest-wavelength absorption maxima. These correspond to the forbidden HOMO \rightarrow LUMO transition and are therefore of much lower intensity than the most intense absorption, (and so are not readily visible in Fig. 23a). They found that these maxima are blue-shifted with increasing the

ring size (from 395 nm for [9]CPP to 365 nm for [16]CPP), as are the emission maxima in the fluorescence spectra (from 494 nm for [9]CPP to 438 nm for [16]CPP). Quantum yields are experimentally determined for [9], [12], [14], [15] and [16]CPP and are high in all cases ($0.73 \leq \Phi_{\text{F}} \leq 0.90$), in contrast to Jastis data for [6] and [7]CPP. These values increase slightly in a polymer matrix, but are greatly lowered in the solid state. Fluorescence lifetimes are also reported: $\tau_{\text{S}} = 10.6$ ns for [9]CPP and 2.2 ns for [12]CPP. As regards the various structural factors which



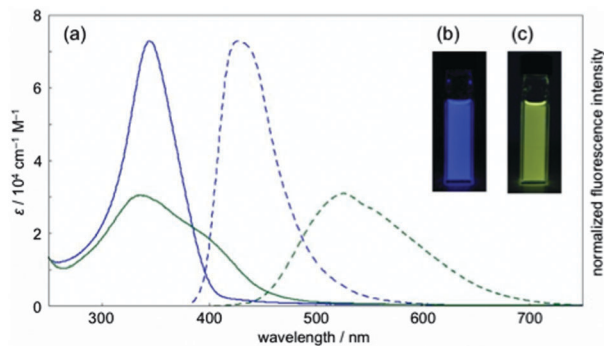


Fig. 37 (a) UV-vis absorption (solid lines) and fluorescence spectra (broken lines) of dichloromethane solution of [14,4]CPPy (blue lines) and after adding HCl (green lines). (b) Fluorescence of [14,4]CPPy. (c) Fluorescence of [14,4]CPPy + HCl. Reproduced with permission from ref. 53. Copyright 2012 American Chemical Society.

influence the energies of the HOMO and LUMO, the key findings of this work are summarised in Fig. 38.

A computational study by Fomine and co-workers examined the intriguing possibility of forming “Russian doll” supramolecular complexes of two, three or four differently sized CPPs.⁵⁵ Simple geometrical considerations suggested that an inclusion complex would ideally be formed between two CPPs differing in size by five phenylene units (it is stated this is a universal rule, regardless of specific ring size). Thus, the complexes to be studied were chosen to be combinations of [4], [9], [14] and [19]CPP. Their electronic structures were computed at the M06-2X/6-31G* level of theory. The dominant natural transition orbital pairs for the $S_0 \rightarrow S_1$ and $S_0 \rightarrow S_2$ transitions are shown in Fig. 39. Fomine calculates that significant binding energies can exist, and can be $> 280 \text{ kJ mol}^{-1}$ for complexes containing [14] and [19]CPP. While [4]CPP remains unknown (and may well remain so, given its calculated strain energy of $> 600 \text{ kJ mol}^{-1}$), experimental validation of the proposed inclusion complexes involving [9], [14] and [19]CPP ought to be entirely viable; a recent report by López Navarrete, Baonza and Casado does in fact present indirect evidence for such an encapsulation (*vide infra*, Fig. 95).

Also in 2012, Itami reported on the successful combination of his two previously described methodologies (*i.e.* Pd-catalysed

and Ni-mediated couplings) to effect selective syntheses of [9], [10], [11] and [13]CPP using hybrid methodology.⁵⁶ The versatility of this approach is that it allows for many more possible combinations of Itami’s previously-reported building blocks, given that the Pd-catalysed couplings join a nucleophilic and an electrophilic functionality, whereas the Ni-mediated couplings join two electrophilic functionalities. The approach is represented schematically in Scheme 25.

Thus, whereas the nickel-only “shotgun” approach to [9]CPP (Scheme 16) also yielded the [12]CPP precursor **60**, the hybrid approach allows for a selective approach to [9]CPP only, as shown in Scheme 26. Previously known L-shaped building block **50** underwent Miyaura borylation to give difunctionalised Bpin building block **97**. These two building blocks were then combined, with **50** in a large excess, to furnish acyclic 9-ring building block **98** by means of two intermolecular Suzuki–Miyaura couplings, with unreacted **50** being recovered in good yield. The reductive nickel-mediated coupling was then employed to cyclise **98** cleanly to give known macrocycle **64** only, whose transformation to [9]CPP had previously been demonstrated.

A nice illustration of the versatility of this hybrid approach is given in Scheme 27, where only a very minor modification to the approach to [9]CPP instead allows the selective synthesis of [10]CPP (for the first time). Thus, acyclic 9-ring building block **98** was combined with 1-ring fragment **76** *via* the dual intermolecular/intramolecular Suzuki–Miyaura process to give macrocyclic **99**. A crystal structure was obtained for **99**, which is shown in Fig. 40. Oxidative aromatisation of **99** gave [10]CPP as expected. In a similar vein, syntheses of [11]CPP (Scheme 28) and [13]CPP (Scheme 29) were also effected using previously known building blocks; both of these CPP ring sizes were previously unknown. In the same publication, the Itami group also reported alternative syntheses of [14] and [16]CPP utilising nickel-mediated couplings, whereas their previous routes (Scheme 12) employed only palladium-catalysed couplings. In all, following the publication of this report, routes to all CPPs from [6]CPP to [16]CPP, as well as [18]CPP had been established.

A short time after the above disclosure, Itami published a personal account of his group’s endeavours in the field of CPPs.⁵⁷ This in turn was followed by a report from Yamago of a selective (and unexpected) synthesis of [10]CPP.⁵⁸ Building on

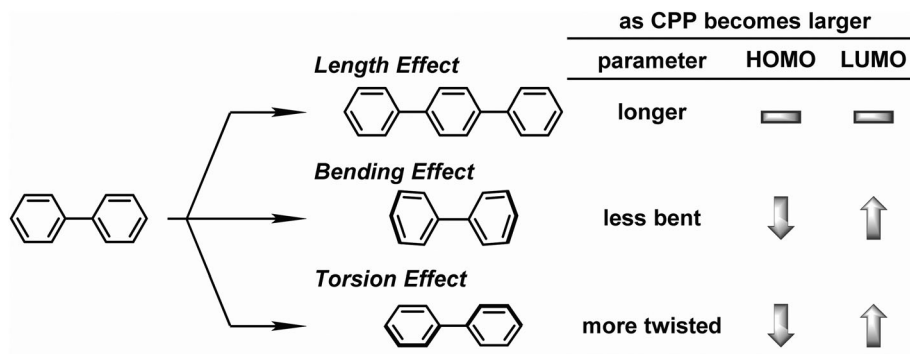


Fig. 38 Length, bending, and torsion effects in HOMO–LUMO energies of CPPs. Adapted with permission from ref. 54. Copyright 2012 Royal Society of Chemistry.



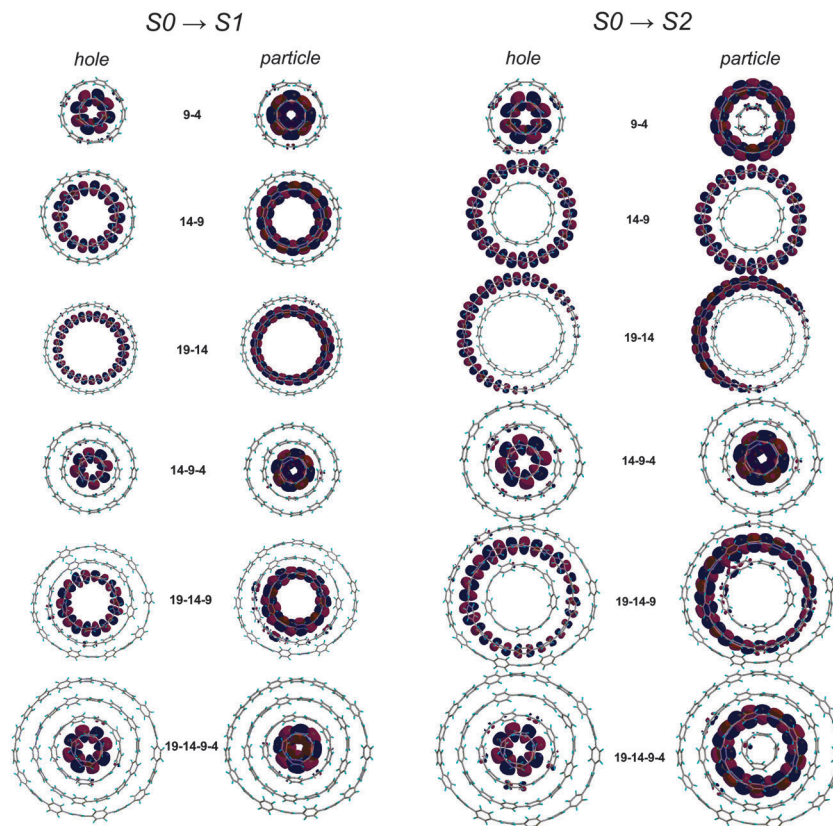
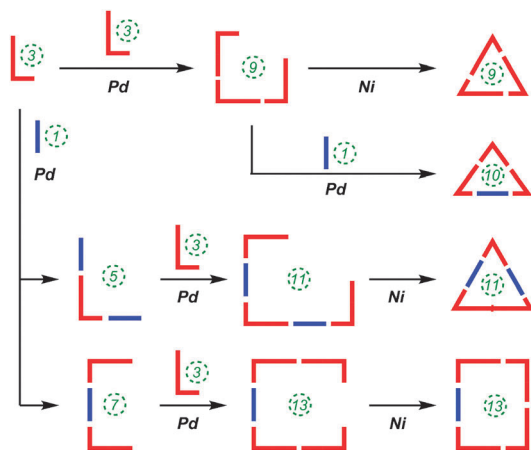


Fig. 39 The dominant natural transition orbital pairs for $S_0 \rightarrow S_1$ (left half) and $S_0 \rightarrow S_2$ (right half) transitions in Russian doll complexes. In each case, the "hole" is on the left, the "particle" on the right. Adapted with permission from ref. 55. Copyright 2012 Springer-Verlag.



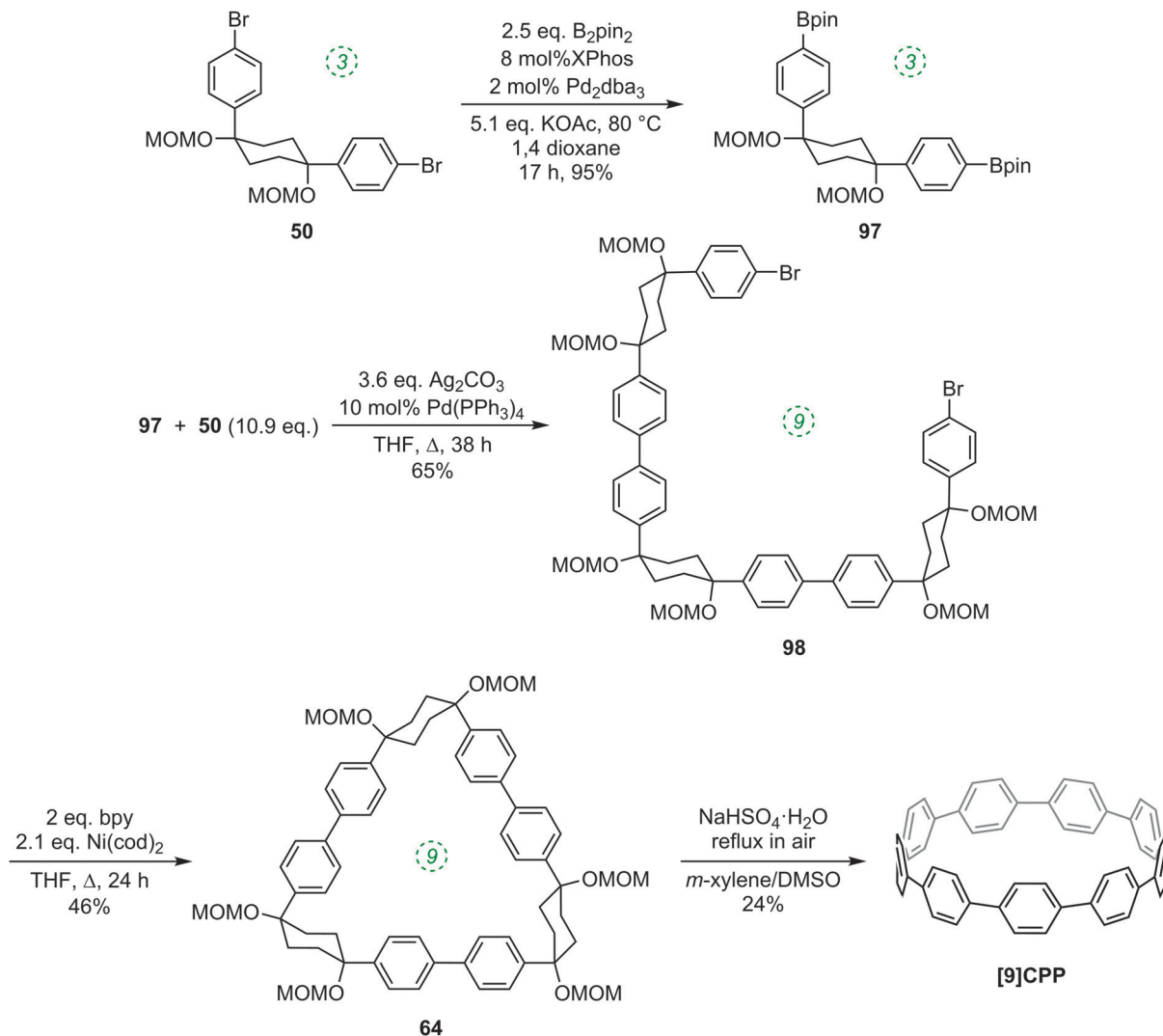
Scheme 25 Schematic representation of Itami's hybrid Pd/Ni approach to [9]–[11] and [13]CPP.

their previous successes with square-planar platinum(II) complexes, the Yamago group sought to exploit a palladium-mediated coupling reaction reported by Osakada.⁵⁹ As shown in Scheme 30, from 4,4'-diiodobiphenyl **105**, it proved possible to prepare monostannyl building block **106** via a selective single lithium–halogen exchange reaction. Upon treatment with half an equivalent of a platinum(II) source, 2 : 1 complex **107** was formed in good yield by transmetalation. Complex **107**

may be thought of as a 4-ring L-shaped building block for CPP synthesis and its oligomerisation ought therefore to give rise ultimately to [8]CPP (by cyclodimerisation), [12]CPP (by trimerisation) or [16]CPP (by tetramerisation), *etc.* Surprisingly, however, applying Osakada's conditions for reductive biaryl formation with palladium(0) furnished [10]CPP (and no other CPPs). Yamago advances a mechanism to account for this unexpected selectivity, in which an acyclic trimer of **107** (which would possess 12 phenylene units) undergoes cyclisation with concomitant loss of a biphenyl unit, giving a macrocyclic 10-ring triplatinum complex which then undergoes reductive elimination to [10]CPP. In addition to the surprising selectivity of this reaction, it is also noteworthy that the reductive elimination of platinum to give the CPP product occurs spontaneously, whereas in Yamago's previous reports, addition of an oxidant was required to induce such a reductive elimination. The Yamago group also attempted cyclooligomerisation of **107** using bis(cyclooctadiene)nickel(0), which gave a mixture of [8], [10], [12] and [16]CPP, more in line with their initial expectations, albeit in lower yield than the palladium-mediated process. The Yamago group were also able to obtain an X-ray crystal structure of [10]CPP, which is shown in Fig. 41.

Also in 2012, Jasti extended the chemistry of CPPs to derivatives bearing aryl substituents.⁶⁰ The rationale for wanting to do so was that such molecules could potentially serve as precursors for the synthesis of ultrashort SWCNTs via an





Scheme 26 Itami's selective hybrid synthesis of [9]CPP.

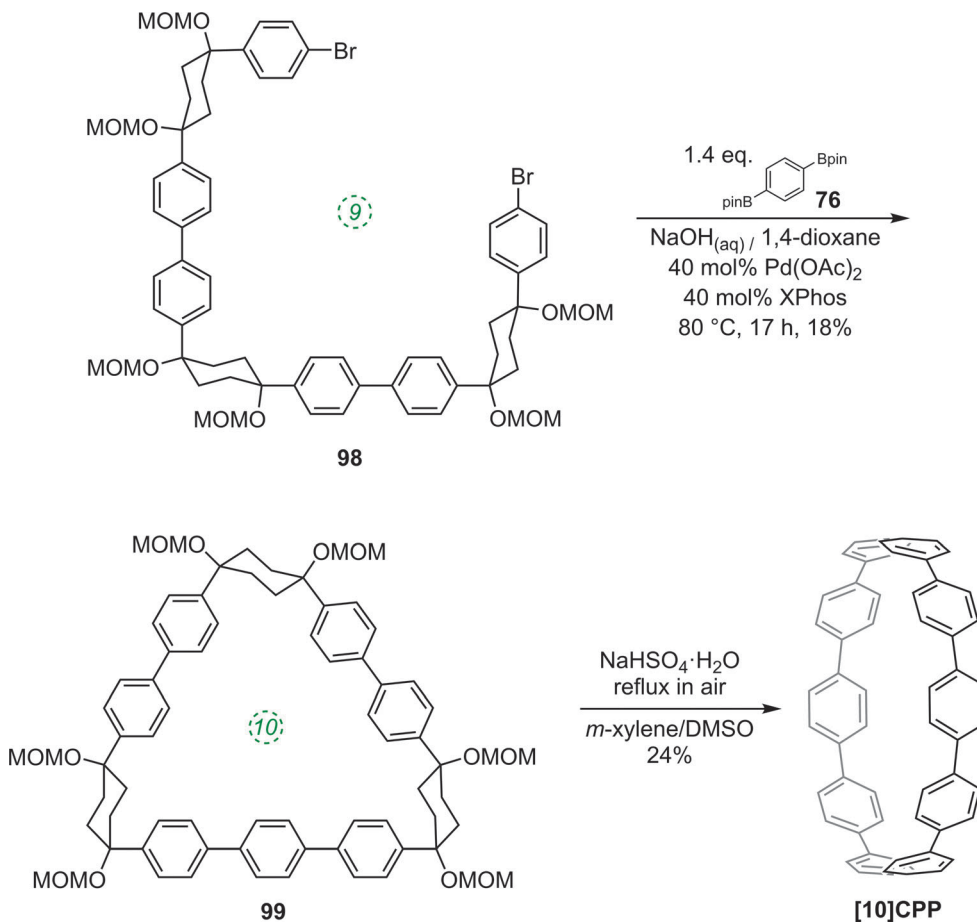
oxidative cyclisation approach. The target of Jasti's study, **108** (Fig. 42) was of interest as a simplified model of **109**, which upon controlled oxidation could conceivably furnish ultrashort SWCNT **110**. The synthesis of **108** exploits Jasti's previously developed methodology, although with some interesting variations.

As shown in Scheme 31, the route commences with arylboronic acid **111**. A four-fold Suzuki–Miyaura coupling with tetrabromoquinone **112** gave tetraarylquinone **113**. This in turn was treated with *para*-iodophenyllithium **114** to afford cyclohexane-1,4-diol **115**. Notably, the reaction was rather selective for the desired *syn* isomer of the product, even without the prior deprotonation of the hydroxyls using sodium hydride (as was required in other cases, *cf.* Schemes 20 and 22). Permethylation of **115** gave three-ring building block **116**, which was then incorporated into a macrocyclisation sequence analogous to those Jasti had developed previously. Reaction with an excess of differentially functionalised building block **74** gave 9-ring acyclic precursor **117**, with the aryl chloride

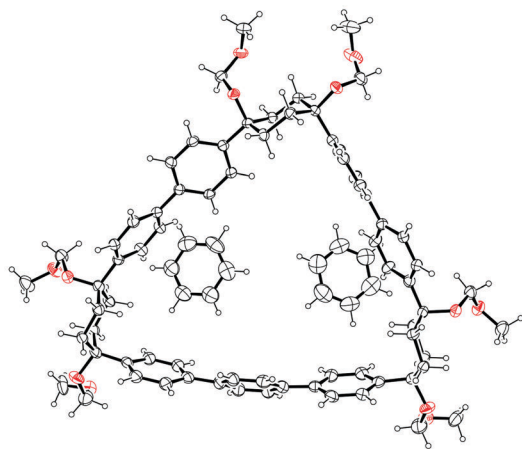
functionalities remaining unchanged under the comparatively mild conditions employed.

Prior to attempting the synthesis of macrocycle **118**, Jasti and co-workers were concerned that the presence of the heavily substituted cyclohexadiene ring might bias the conformational equilibrium away from the reactive conformer required. In the event, however, use of 3-ring nucleophilic building block **31** under the more forcing conditions for Suzuki–Miyaura coupling developed previously gave the desired CPP precursor **118** in a superior yield to those obtained for **77** or **88** (Jasti's precursors to [7]CPP and [6]CPP respectively). This is most likely due to the lower ring strain that would be present in **118**. Sodium naphthalenide then effected reductive aromatisation of **118** to give the target tetraphenyl-[12]CPP **108**. This is a slight departure from previously reported conditions for such a reductive aromatisation, where lithium naphthalenide (Schemes 8, 20 and 22) or granular lithium metal (Scheme 23) were used; clearly the optimal reductant varies with the CPP (or derivative) in question. In its UV/vis absorption spectrum, **108** exhibited an absorption maximum at 328 nm, not dissimilar to





Scheme 27 Itami's selective hybrid synthesis of [10]CPP.

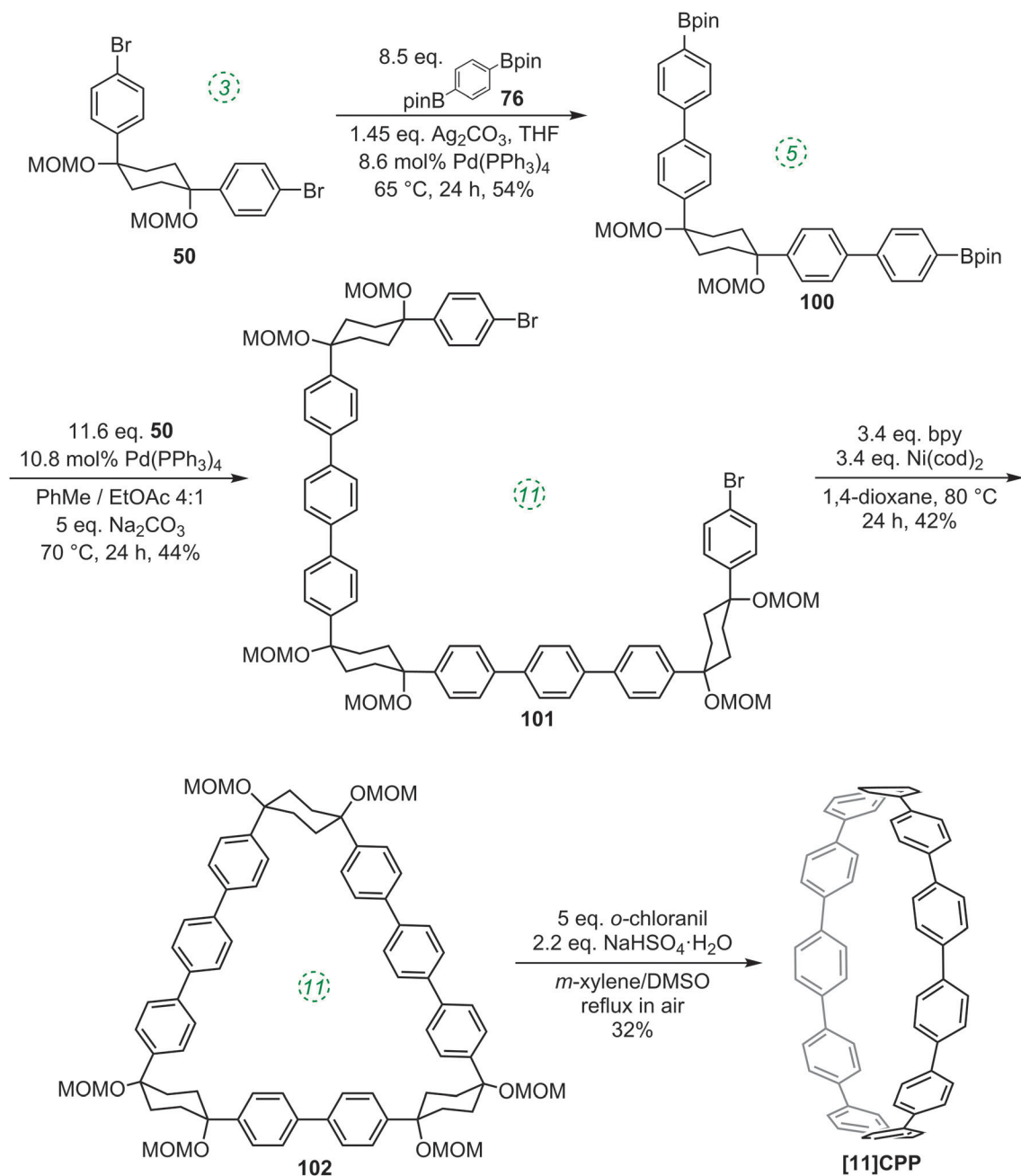
Fig. 40 ORTEP diagram of **99**·2C₆H₆, showing ellipsoids at 30% probability. H atoms are shown as spheres of arbitrary radius.

[12]CPP itself, but a second maximum at 240 nm was also observed, which Jasti ascribes to the phenyl substitution. **108** is fluorescent, with a Stokes shift close to that of [12]CPP and an identical quantum yield. The use of *n*-butyl substituents in the structure of **108** is not commented on by Jasti, but it is reasonable to surmise that they were included to avoid problems with solubility.

Jasti followed the above paper with a report on the large-scale synthesis of [8]CPP and [10]CPP.⁶¹ The study was motivated by the fact that all previous reported syntheses had furnished milligram quantities of CPPs; minimising the cost of the reagents used was also a major imperative. The new routes employed building blocks Jasti had reported previously, namely 5-ring dibromide **87** (used in the synthesis of [6]CPP, Scheme 22) and 3-ring diborylated building block **31** (used in the original CPP syntheses of Bertozzi and Jasti, Scheme 8). The Jasti group were able to optimise further the synthesis of **87**, such that it could be prepared in 30% overall yield; they prepared > 20 g of **87** in one batch. Combination of **87** and **31** gave 8-ring macrocycle **119**, reductive aromatisation of which using sodium naphthalenide gave over a gram of [8]CPP in a single batch (Scheme 32). In addition, transformation of **87** into doubly nucleophilic 5-ring building block **120** was effected in good yield. Combination of **87** and **120** in a 1 : 1 ratio gave macrocyclic 10-ring CPP precursor **121**, which underwent reductive aromatisation to give [10]CPP (albeit in not quite as good a yield), again furnishing over a gram of material in a single batch.

With such quantities of material in hand, the Jasti group were able to secure X-ray crystal structures of both [8] and [10]CPP (Yamago's structure of [10]CPP, Fig. 41, had not been





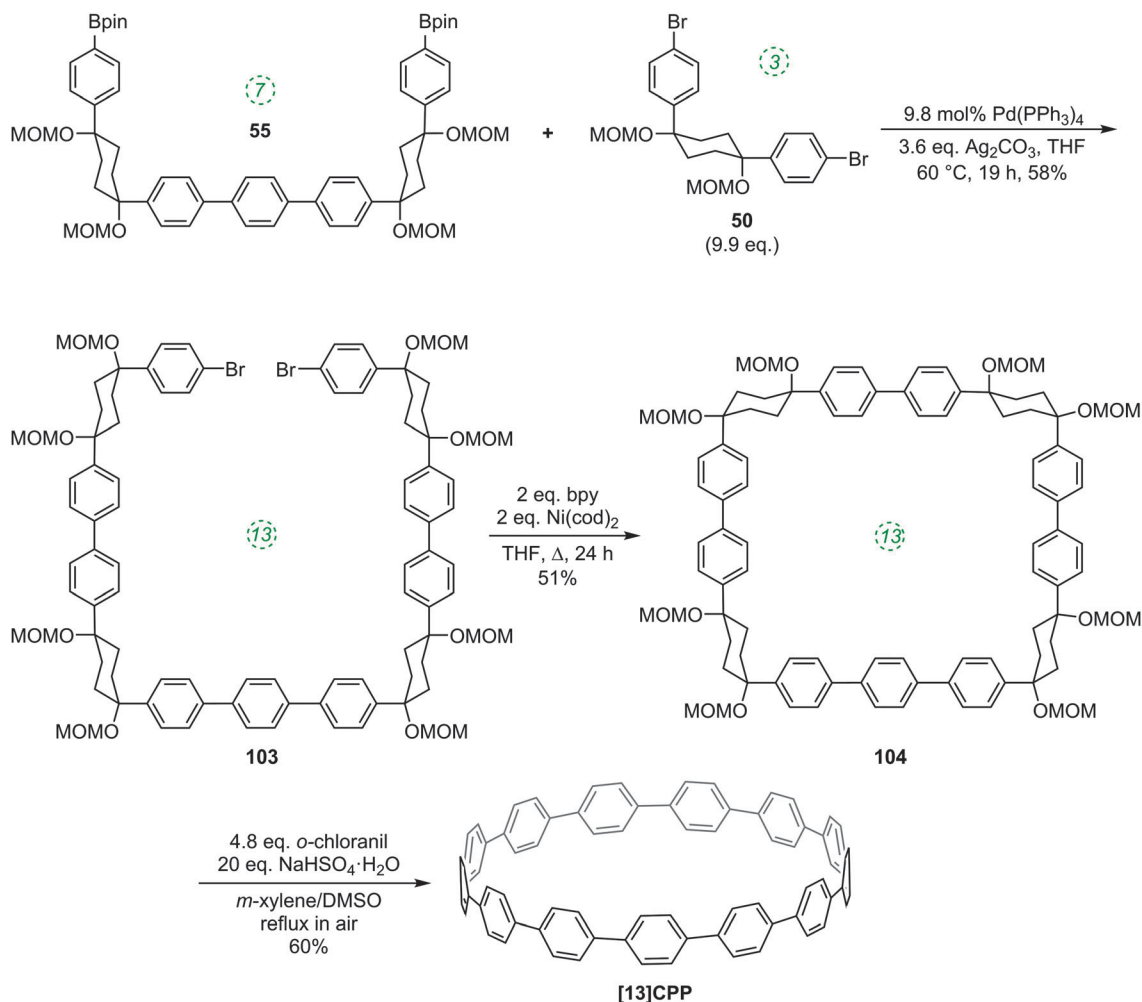
Scheme 28 Itami's selective hybrid synthesis of [11]CPP.

published at the time the Jasti group were carrying out this work). The structure obtained for [8]CPP is shown in Fig. 43. Excitingly, the group were also able to secure a structure for the inclusion complex [10]CPP \supset C₆₀ (Unit cell, Fig. 44; packing structure, Fig. 45). It is insightful to contrast the structures of complexed and free [10]CPP. In the former, the average dihedral angle between adjacent phenylene units is $28.5 \pm 2.5^\circ$, whereas for free [10]CPP, it is $27.3 \pm 11.7^\circ$. The value for [10]CPP is affected by a single ring exhibiting dihedral angles of 47.1° and 48.6° ; no such ring is present in the structure of [10]CPP \supset C₆₀. Jasti attributes this difference to the efficient π - π interactions present in [10]CPP \supset C₆₀ (which are presumably increased with

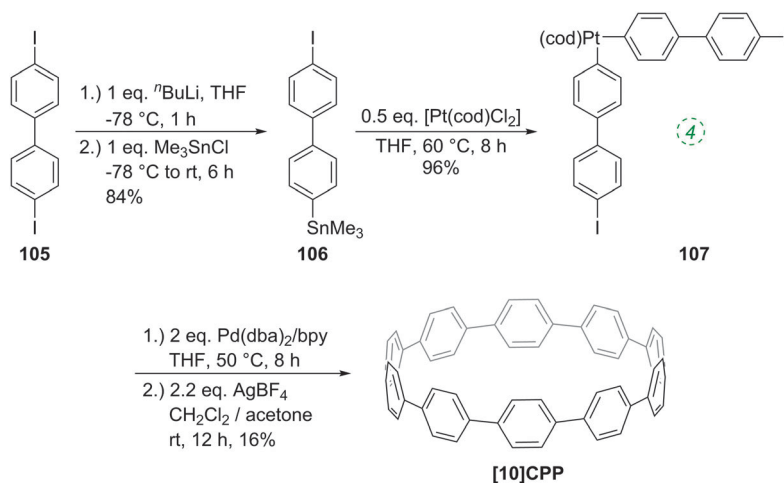
diminishing dihedral angles). Nevertheless, an important caveat is that both Jasti and Yamago's structures of [10]CPP are solvated (which may influence the dihedral angles), whereas the structure of [10]CPP \supset C₆₀ is not.

Isobe's second publication of 2012 in the field of CPP derivatives concerned a synthesis of [4]cyclo-3,9-chrysenylene ("[4]CC_{3,9}").⁶² At first glance, the key concept behind this work appears comparatively straightforward, namely taking the methodology Isobe had previously described for the synthesis of [4]CC_{2,8} (Scheme 21) and modifying the points of attachment of the chrysenylene unit. However, both the realisation of this synthesis, as well as the properties of the products, differed





Scheme 29 Itami's selective hybrid synthesis of [13]CPP.



Scheme 30 Yamago's serendipitous synthesis of [10]CPP.

appreciably from Isobe's previous reports. Whereas use of 2,8-diboryl building block **79** had previously given tetraplatinum complex **80** in good yield (Scheme 21), in the current case, using isomeric 3,9-diboryl building block **122**, comparable

reaction conditions furnished only a complex mixture, from which no discrete species could be isolated and identified. Accordingly, the Isobe group took the crude mixture of products and subjected it to the conditions known to effect



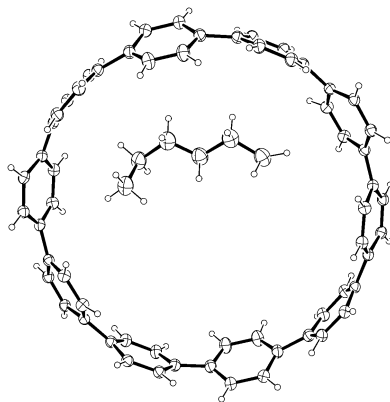


Fig. 41 ORTEP diagram of [10]CPP*hexane, showing ellipsoids at 30% probability. H atoms are shown as spheres of arbitrary radius.

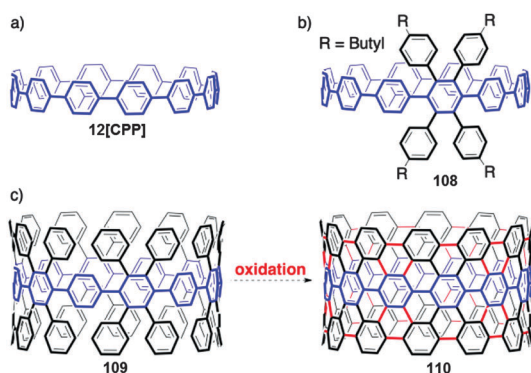


Fig. 42 Targets related to SWCNTs: (a) [12]CPP. (b) Tetraphenyl-[12]CPP. (c) Strategy for accessing an ultrashort SWCNT. Reproduced with permission from ref. 60. Copyright 2012 American Chemical Society.

reductive elimination (Scheme 33). Whilst this did produce the desired [4]CC_{3,9}, the yield of only 8% over two steps is in marked contrast to the ease of synthesis of [4]CC_{2,8}. Another key difference between this work and the previously reported access to [4]CC_{2,8} is that whereas all six possible isomers of [4]CC_{2,8} were isolated, only two isomers (an enantiomeric pair) of [4]CC_{3,9} were obtained in the present case.

The six possible isomers of [4]CC_{3,9} are depicted in Fig. 46. Purification of the crude mixture by preparative chiral HPLC gave two different fractions, which were shown to be enantiomeric by their NMR and CD spectra. Furthermore, the presence of nine aryl ¹³C-NMR resonances and four aryl ¹H-NMR resonances implied D₄ symmetry and the products were therefore identified as (+) and (-)-(16,0)-[4]CC_{3,9} (the two structures on the left of Fig. 46).

In the case of [4]CC_{2,8}, Isobe had previously shown that interconversion of isomers was possible at elevated temperature. In contrast, (-)-(16,0)-[4]CC_{3,9} did not undergo any isomerisation even after eight weeks at 200 °C; computer modelling failed to locate any transition states for isomerisation processes. Isobe and co-workers were able to crystallise (16,0)-[4]CC_{3,9} as the racemate and to obtain an X-ray crystal structure (Fig. 47). The structure consists of an “entangled

supramolecular assembly”, whereby hexyl side-chains of one enantiomer occupy the central cavity of the other enantiomer, a so-called “thread-in-bead” structure.

Later in 2012, Jasti published a report of selective syntheses of all CPPs from [7]CPP to [12]CPP.⁶³ The approach is highly modular and consolidates the various methodologies his group had developed prior to this point. As shown in Scheme 34, combination of the three previously reported building blocks **31**, **73** and **74** allowed concise access to two key building blocks, 6-ring dichloride **123** and 9-ring dichloride **124**. Both of these may then be combined with either a 1-ring (**76**), 2-ring (**125**) or 3-ring (**31**) building block under essentially the same conditions (use of the S-Phos ligand) to effect the dual intermolecular/intramolecular Suzuki–Miyaura macrocyclisation. This in turn gave rise to a series of macrocyclic precursors (**77**, **126–130**), all of which underwent reductive aromatisation to give the full set of CPPs from [7]CPP to [12]CPP.

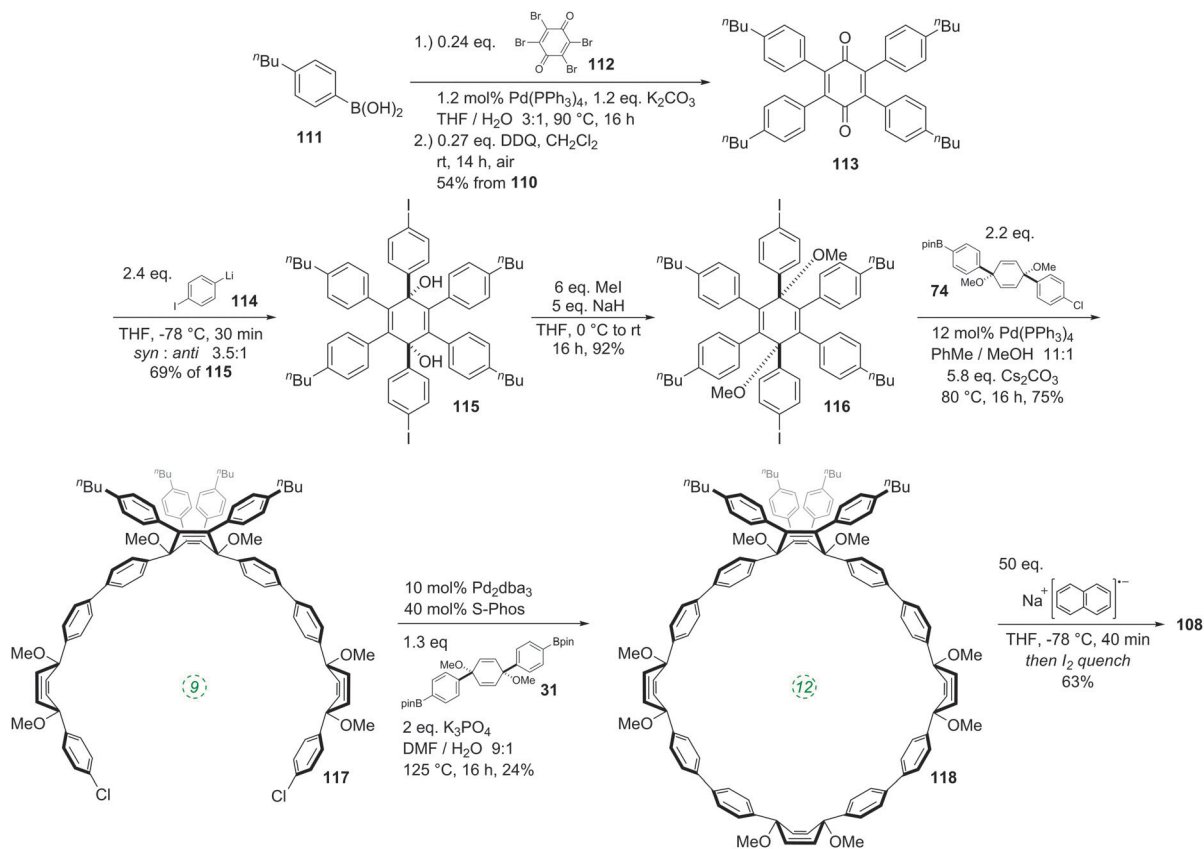
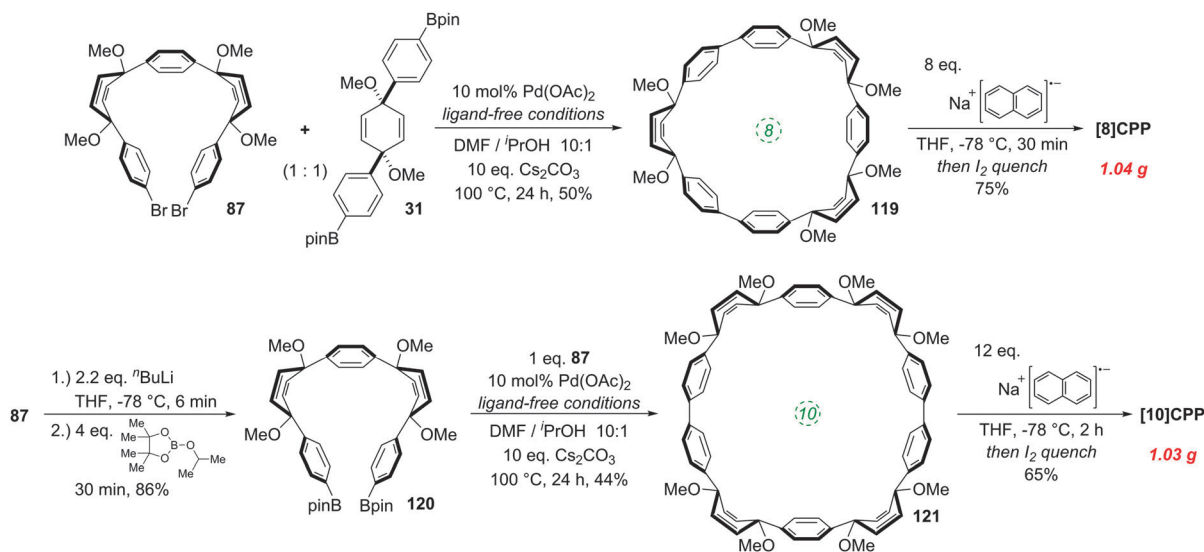
In August, Irle, Morokuma and co-workers published a full paper describing computational studies on mechanisms of SWCNT growth from CPP templates.⁶⁴ This work followed from their previous disclosure on this topic,⁴⁷ and in this case gave consideration to the effects of nanotube diameter and chirality on the rate of nanotube growth. Their computations found that for the ethynyl radical-mediated SWCNT growth mechanism they had previously proposed, the chirality of the growing nanotube had a profound effect on the rate, whereas the diameter did not influence the rate. Upon modelling the alternative Diels–Alder SWCNT growth mechanism, they found that in this case the rate was highly dependent on nanotube diameter. They also found that the ability of a SWCNT to avoid defect formation during growth is an intrinsic quality of the SWCNT edge.

Also in August, Kamada, Itami and co-workers reported the synthesis of a so-called “carbon nanocage”, a 3D variant of a CPP which could act as a Y-branching unit in SWCNTs.⁶⁵ The relationship between the target molecule **131** and a SWCNT junction is shown in Fig. 48. Synthetic access to **131** relied on Itami’s previously developed palladium and nickel coupling strategies, as shown in Scheme 35.

Computational modelling of **131** determined the ground state to have D₃ symmetry; the optimised structure is shown in Fig. 49. The two nodal phenyl rings are offset by an angle of 12.5° and the cavity diameter is 18.4 Å, which is intermediate between the values for [13] and [14]CPP. The strain energy of **131** was calculated to be 67.2 kJ mol⁻¹, very close to the value for [9]CPP. In its absorption spectrum, **131** exhibited λ_{max} = 325 nm; **131** was fluorescent with emission maxima at 418 and 431 nm and Φ_F = 0.87. The calculated frontier orbitals for **131** are shown in Fig. 50. In contrast to the CPPs themselves, the HOMO → LUMO transition for **131** is symmetry-allowed. A two-photon absorption for **131** is also discussed.

The issue of the unusual photophysical properties of CPPs was the subject of a group of studies toward the end of 2012. First of all, Majima and co-workers studied the fluorescence properties of CPPs,⁶⁶ determining not only the Stokes shifts and quantum yields as previously, but also the fluorescence



Scheme 31 Jasti's synthesis of tetraphenyl-[12]CPP **107**.

Scheme 32 Jasti's gram-scale syntheses of [8] and [10]CPP.

lifetimes of various CPPs, using the fluorescence upconversion method. They found upon decreasing the CPP ring size, as well as larger Stokes shifts and lower quantum yields, the CPPs also exhibited longer fluorescence lifetimes. This last trend is the same as that which is observed for linear oligoparaphenylenes. Shortly after, Kanemitsu also published on the photophysical

properties of CPPs.⁶⁷ This study employed one-photon and two-photon photoluminescence excitation spectra to determine the transition energy of the (optically forbidden) HOMO–LUMO gap. The dependence of the HOMO–LUMO gap with CPP ring size was found to be identical to that of the photoluminescence energy. The third study, from Irlé and co-workers, attempted to



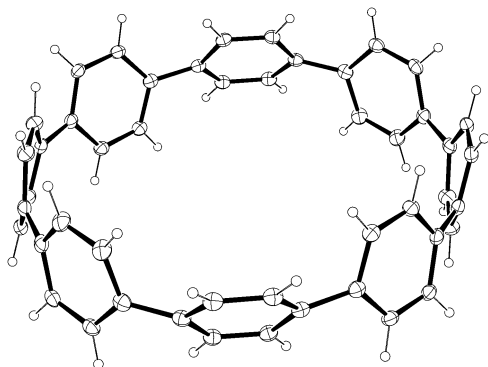


Fig. 43 ORTEP diagram of [8]CPP, showing ellipsoids at 30% probability. H atoms are shown as spheres of arbitrary radius.

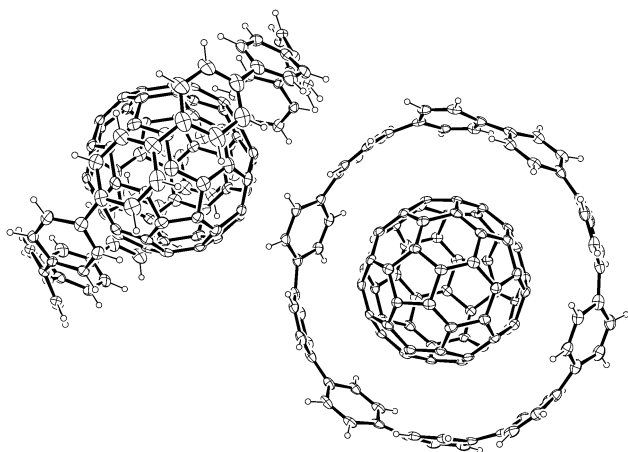


Fig. 44 ORTEP diagram of [10]CPP⊃C₆₀, showing ellipsoids at 30% probability. H atoms are shown as spheres of arbitrary radius.

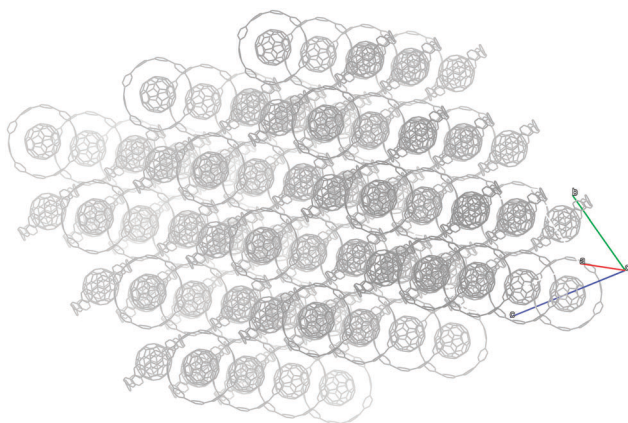


Fig. 45 Crystal packing of [10]CPP⊃C₆₀, 3 × 3 × 3 unit cells. Hydrogen atoms have been omitted for clarity.

rationalise thoroughly the relationship between CPP ring size and Stokes shift.⁶⁸ They found that excitation from the S₀ state to the S₂ and S₃ states induces Jahn–Teller distortion of the CPP shape from circular to oval. They identified large vibrational amplitudes in smaller CPPs, leading to greater Stokes shifts,

whereas larger CPPs are more rigid. They also note that symmetry rules are violated to a greater extent in smaller CPPs and that this likely also contributes to the observed Stokes shifts.

In late 2012, Jasti published two papers on consecutive days, a review on routes to CPPs,⁶⁹ followed by the first report of the synthesis of CPP dimers.⁷⁰ Jasti's group targeted dimers of [8]CPP with a linking arylene between the two CPP rings. Two different linkers (*para*-phenylene and 1,5-naphthylene) were used, giving access to two dimers **135** and **136**, both of which constitute more extensive fragments of a SWCNT than a single CPP alone (Fig. 51). Key to accessing these dimers was the modification of Jasti's previous methodology to introduce an additional functional handle onto one of the non-aromatic rings of the macrocyclic CPP precursor. As shown in Scheme 36, the handle for further functionalization (an alkenyl bromide) is present from the very first step: bromoquinone monoketal **137** undergoes attack by aryllithium species **114**, followed by deprotection to give hydroxyketone **138**. This is then subjected to deprotonation to form the corresponding alkoxide, addition of another equivalent of the same aryllithium **114** and exhaustive methylation in a one-pot procedure to provide 3-ring L-shaped building block **139** (simply the brominated analogue of the building block **30** used in the very first CPP synthesis). This is coupled under ligand-free conditions with 5-ring diboryl building block **120** to provide 8-ring macrocycle **140** (itself the bromo analogue of **119**). Notably the alkenyl bromide remained unreacted during the macrocyclisation, but use of different conditions allow a two-fold Suzuki–Miyaura reaction with a diboryl building block: coupling of *para*-phenylene linker **76** with two equivalents of **140** gave precursor **141**, which underwent the usual reductive aromatisation to give target *para*-phenylene-linked [8]CPP dimer **135**. Analogously, coupling of 1,5-naphthylene linker **142** with two equivalents of **140** gave precursor **143**, which in turn gave 1,5-naphthylene-linked [8]CPP dimer **136**.

An alternative endgame to the synthesis in Scheme 36 can be envisaged: reductive aromatisation of **140** might plausibly furnish bromo-[8]CPP, which then could be cross-coupled with **76** or **142** to reach the same desired CPP dimers. Jasti makes no comment as to the plausibility of such an approach and the stability or otherwise of the C–Br bond in **140** under the single electron transfer conditions remains to be established. The photophysical characteristics of the dimers were probed and it was found that both **135** and **136** have both absorption and emission maxima that are extremely close to those of the monomeric [8]CPP. Interestingly, though, whereas the extinction coefficient for **135** is similar to [8]CPP, the 1,5-naphthylene-linked dimer **136** has an extinction coefficient which is nearly doubled. Attempts at growing X-ray quality crystals were hampered by the insolubility of **135** and **136**; a preliminary structure was obtained for **135** which showed the two CPP rings to be *trans* oriented (*vide infra*), but this could not be refined for publication. Extensive computational studies on the new dimers were carried out, including modelling the reaction coordinate for the isomerisation between the *cis* and



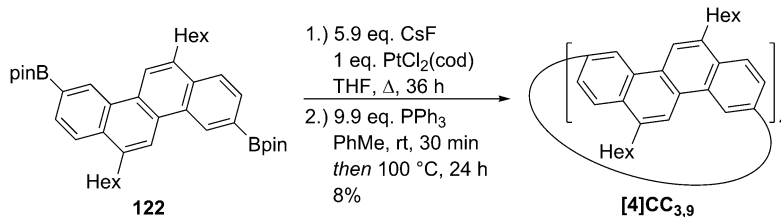
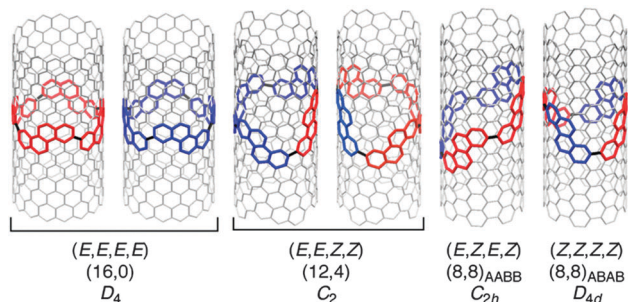
Scheme 33 Isobe's synthesis of [4]CC_{3,9}.

Fig. 46 Possible isomers of [4]CC_{3,9} embedded in SWCNTs. Two possible chrysenylene orientations are shown in red and blue. Configurations at the single-bond linkage are denoted as "E" or "Z"; chiral indices and point symmetry are also shown for each structure. Reproduced with permission from ref. 62. Copyright 2012 American Chemical Society.

trans conformers of 135 (Fig. 52). In contrast to the solid state, computation predicts the *cis* conformer to be more stable in the gas phase due to the increased van der Waals interactions between the two CPP rings. It is interesting to note that the possibility of a directly-linked [8]CPP dimer (*i.e.* no intermediate arylene linker), while not discussed in the main text of Jasti and co-workers' article, has nevertheless been modelled and the results included in the ESI. Some time later, Itami and co-workers were in fact able to synthesise such a "true" dimer of [10]CPP (*vide infra*, Scheme 55).

The final publication in 2012 came from Nishiuchi and Müllen, who sought to put into practice the idea of synthesising an ultrashort SWCNT by oxidative cyclisation of a polyarylated CPP precursor, an idea they had been exploring contemporaneously with the Jasti group (*cf.* Fig. 42).⁷¹ They targeted

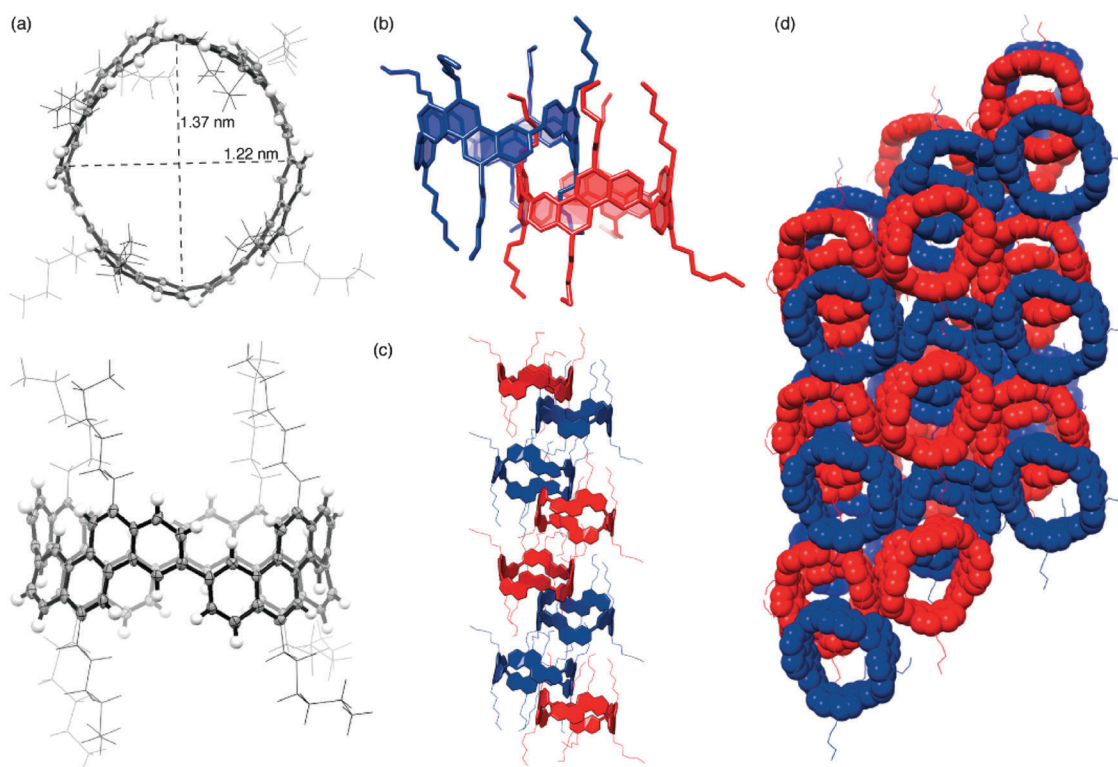
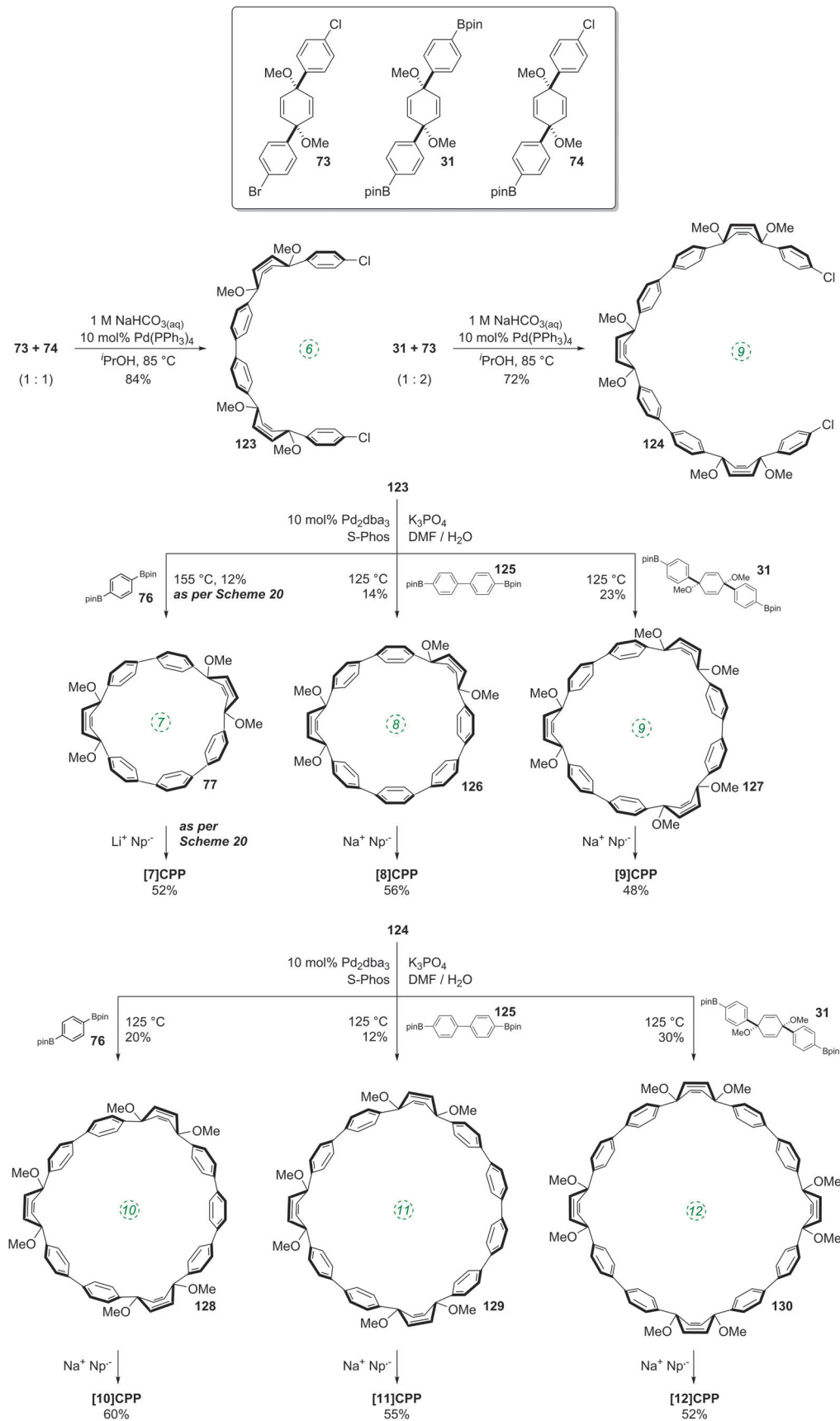


Fig. 47 Molecular and packing structures of (16,0)-[4]CC_{3,9}. (a) Molecular structures of (+)-(16,0)-[4]CC_{3,9}. Hexyl substituents are shown in wireframe; chrysenylenes are shown as ORTEP plots with thermal ellipsoids at 50% probability. Top and side views are shown. (b) An interwoven pair of enantiomers viewed from side. (c) Columnar array of the paired enantiomers. The pairs are alternately stacked, and four pairs are shown. (d) Packing structure of the columns viewed along the columnar direction. (+)- and (-)-isomers are shown in red and blue, respectively. Reproduced with permission from ref. 62. Copyright 2012 American Chemical Society.





Scheme 34 Jasti's modular syntheses of [7] to [12]CPP.



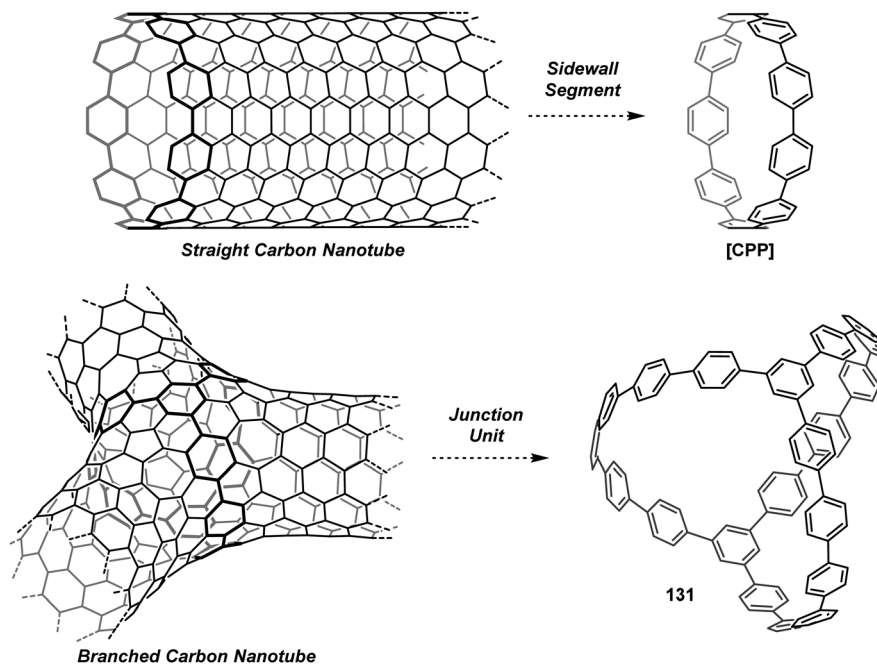
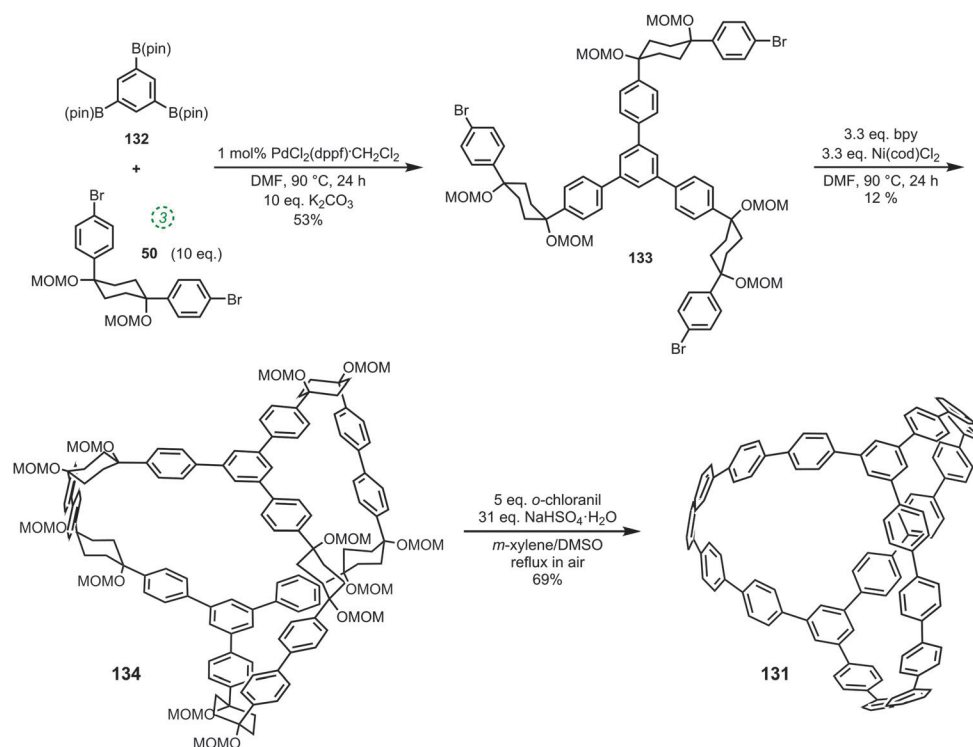


Fig. 48 A representative CPP and a carbon nanocage as segments of straight and branched SWCNTs. Reproduced with permission from ref. 65. Copyright 2013 Royal Society of Chemistry.



Scheme 35 Synthesis of **131**.

structures of general type **109** (Fig. 42), albeit with two unsubstituted phenylene linkers between the tetraarylated units instead of one. They did so using methodology inspired by the work of Itami and Jasti, but with significant additions of their own (Scheme 37).

L-shaped building blocks **144** and **145** were prepared using a route analogous to that devised by Jasti, before their nickel-mediated “shotgun” cyclooligomerisation to **146** and **147** in a similar fashion to the work of Itami. Mindful of Itami’s previous syntheses of **60** and **64** (Scheme 16), Nishiuchi and



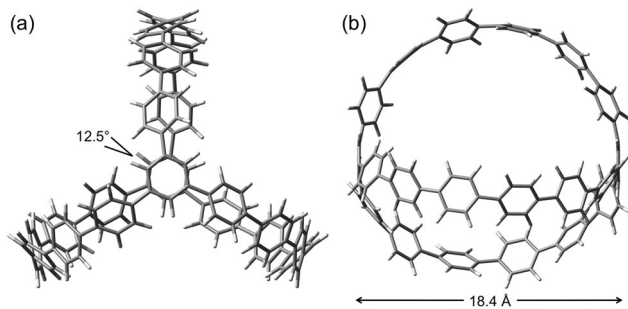


Fig. 49 Optimised structure of **131** (B3LYP/6-31G(d)). Reproduced with permission from ref. 65. Copyright 2013 Royal Society of Chemistry.

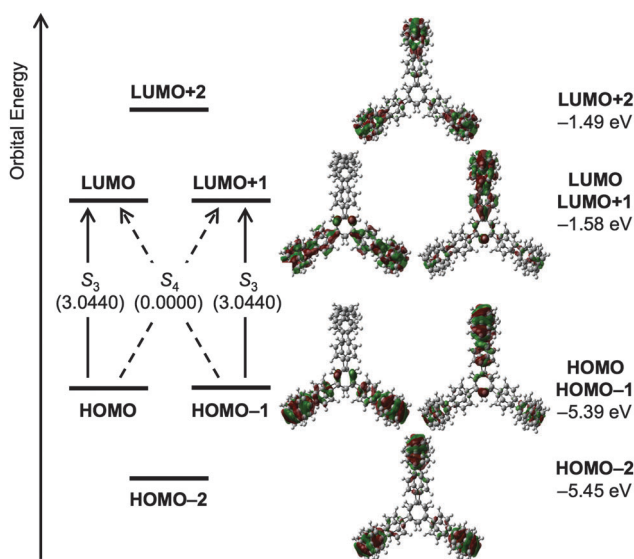


Fig. 50 Energy diagrams and pictorial representations of the frontier MOs of **131** calculated at the B3LYP/6-31G(d) level of theory. Excitation energies were computed by TD-DFT at the same level. Values in parentheses represent oscillator strengths (*f*). Reproduced with permission from ref. 65. Copyright 2013 Royal Society of Chemistry.

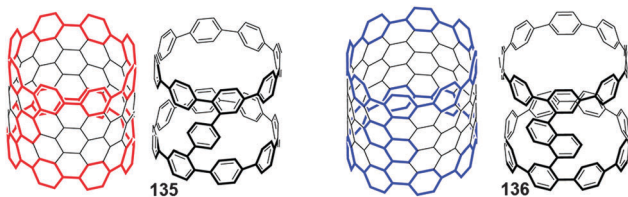


Fig. 51 Dimers of [8]CPP synthesised by Jasti. Reproduced with permission from ref. 70. Copyright 2012 American Chemical Society.

Müllen anticipated the formation of both trimers and tetramers of **144** and **145**, but in the event, only cyclotrimers **146** and **147** were obtained. They ascribe this result to the fact that **144** and **145** have been predicted computationally to have quite small “included” angles of $\approx 50^\circ$. Reductive aromatisation was then undertaken, but instead of the sodium naphthalenide which had become the Jasti group’s reagent of choice by this time, Nishiuchi and Müllen employed low-valent titanium, which

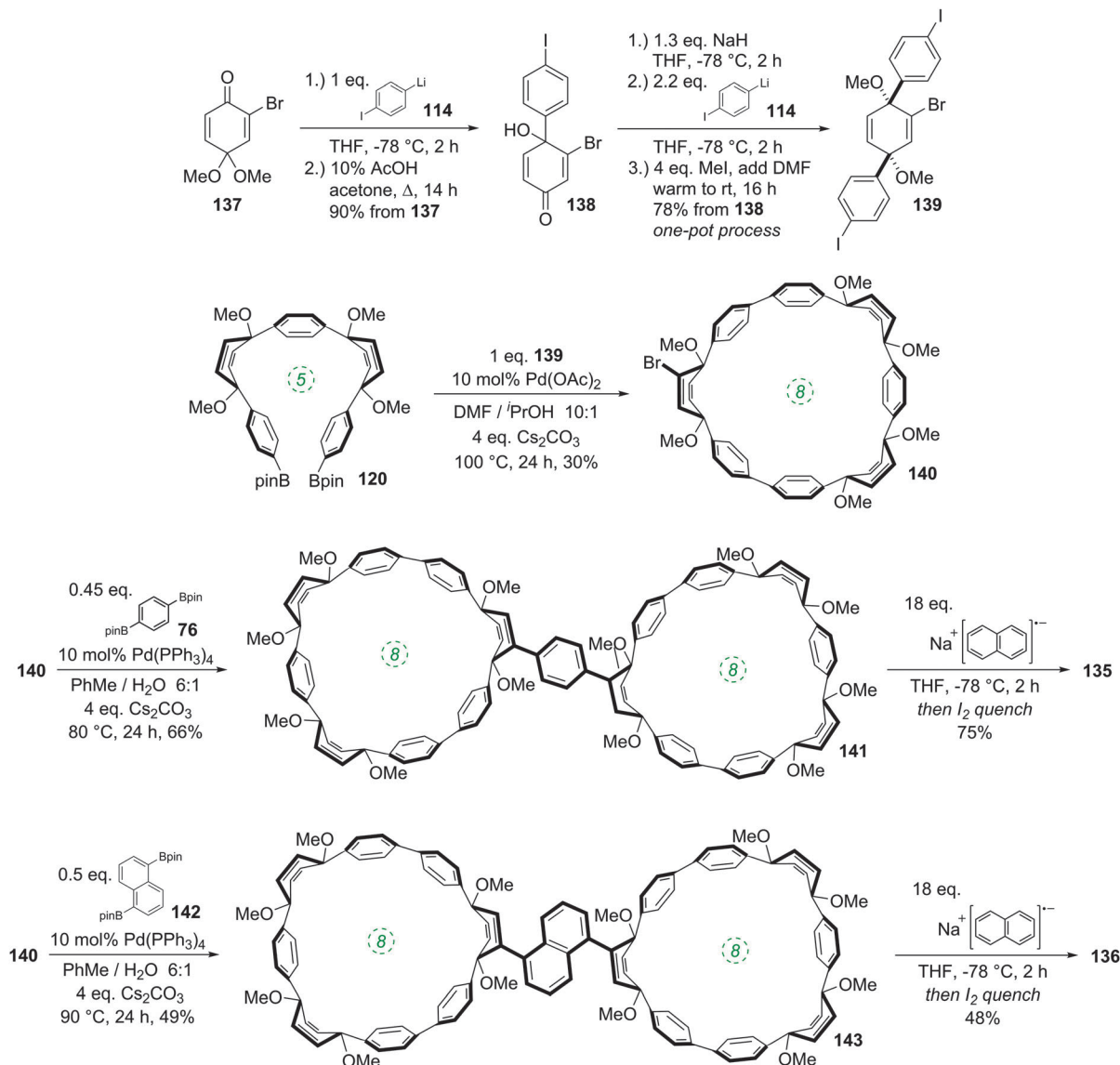
gave **148** and **149** in good yield. Structure optimisation of **148** (B3LYP/6-31G*) predicted a structure of C_3 symmetry in which the CPP core was highly twisted, with dihedral angles of 51.2° and 78.7° . Crucially, such a twisted structure would not be expected to exhibit the extended π conjugation of the parent [9]CPP. The free rotation (or otherwise) of the phenylene units has implications for the plausibility of desired oxidative cyclisation of **148/149** to ultrashort SWCNT fragments. Thus, this rotation was investigated in a variable temperature NMR study (Fig. 53). The signals of interest (for protons labelled “a” and “b”) are observed as two doublets at 0°C , whereas if rotation around the phenylene–phenylene linkage were slow on the NMR timescale, the protons protruding into the central cavity would be observed at a different chemical shift from those on the outside (*i.e.* four distinct resonances). Upon cooling, even to -90°C , only a broadening effect is observed: “a” and “b” are still observed as only two resonances, implying fast rotation of the phenylene units even down to this low temperature. Crystal structures were obtained for both **148** and **149** (Fig. 54). In contrast to the computed gas phase structures, in the solid state, for **148**, six of the twelve aryl substituents are oriented into the central cavity. In the case of **149**, solvent molecules occupy the cavity, as the steric bulk of the *tert*-butyl groups precludes the orientation of aryl substituents directly into the cavity. Both structures are of C_1 symmetry, with an oval distortion of the [9]CPP core. Strain energies were calculated and determined to be 393 kJ mol^{-1} for **148**, which is appreciably higher than for the parent [9]CPP (274 kJ mol^{-1}) and closer to the value for [6]CPP (402 kJ mol^{-1}).

Oxidative cyclisation was then attempted for the CPP derivatives (Scheme 38). Of various oxidative conditions, it was established that treatment with iron(III) chloride in refluxing dichloromethane was optimal. In the case of **148**, desired product **150** could not be identified in the crude reaction mixture; instead mass spectrometric evidence pointed to the presence of partially cyclised and chlorinated products. In the case of **149**, the presence of the *tert*-butyl groups seemed to facilitate the oxidative cyclisation, perhaps due to their electron donating nature. Thus, **149** gave rise to a crude reaction mixture in which mass spectrometric signals corresponding to **151** could be observed, as well as a monochlorinated derivative of **151**. However, signals corresponding to $[\mathbf{151} + 2\text{H}]^+$, $[\mathbf{151} + 4\text{H}]^+$ and $[\mathbf{151} + 6\text{H}]^+$ were also observed (*i.e.* partial cyclisation products) and to date **151** has not been isolated in pure form. Use of more forcing conditions only lead to an increase in the formation of chlorinated side products. Nevertheless, this disclosure is significant in terms of advancing the field of *de novo* synthesis of SWCNTs.

2013

The year began with a publication from the Isobe group who demonstrated the exploitation of a CPP derivative to form a “molecular bearing”.⁷² Bearings are defined as consisting of two parts: an outer bearing shell and a “journal” which may roll freely within the shell. For their outer shell, Isobe and





Scheme 36 Synthetic route to dimers of [8]CPP.

co-workers opted to use their previously reported [4]CC_{2,8}, and for the journal, they employed a molecule of C₆₀ (Fig. 55).

For the construction of an effective bearing, two criteria must be met. Firstly, the journal must be held tightly within the bearing in order to prevent its run-out from the bore. Secondly, however, despite the first constraint, the journal must be able to roll freely within the bore. Of course, the formation of an inclusion complex between [10]CPP and C₆₀ had previously been reported (Scheme 19 and Fig. 25 and 44), but this system did not fulfil the first criterion – the association constant of log $K_a = 3.8$ was insufficient to stop the journal from running out of the bore on the NMR timescale. The Isobe group hypothesised that a [4]CC bearing shell would exhibit a higher K_a value, as the hindered rotation of the chrysenylene units (which they had previously demonstrated⁴¹) should impart a greater degree of (desirable) preorganisation to the structure of the bore. This indeed proved to be the case, and the association constant was

calculated to be log $K_a = 9.6 \pm 0.2$, higher than for any other supramolecular complex with C₆₀ at that point. The fact that the journal did not run out from the bore was demonstrated by NMR. Thus, a 2 : 1 mixture of (*P*)-(12,8)-[4]CC_{2,8} and C₆₀ showed two distinct sets of ¹H-NMR resonances – one for the bore containing the C₆₀ journal and one for the empty bore. (In contrast, for mixtures of [10]CPP and C₆₀, a single averaged resonance was observed, indicative of exchange on the NMR timescale.) The other isomers of [4]CC_{2,8} (Fig. 28) exhibited slightly lower association constants, whereas (–)-(16,0)-[4]CC_{3,9} (Fig. 47) had an appreciably lower association constant of log $K_a = 4.3 \pm 0.0$; Isobe attributes this weaker interaction to a smaller (sub-optimal) cavity size for (–)-(16,0)-[4]CC_{3,9} compared to the various isomers of [4]CC_{2,8}. The alkyl side chains were not considered significant for binding.

To prove that the second criterion for a functioning bearing (unrestricted rolling of the journal in the bore) was also being



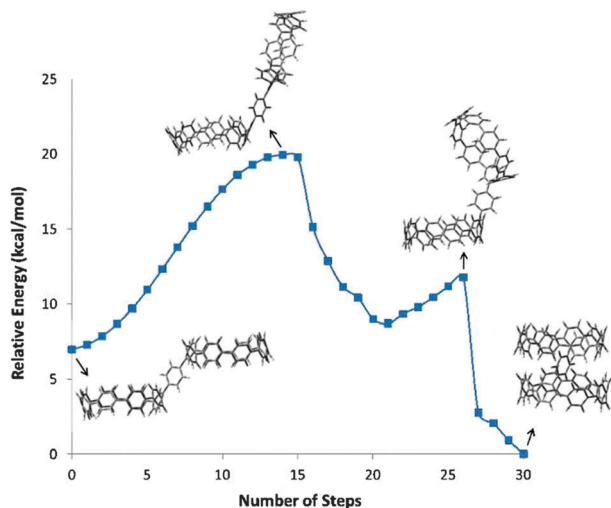


Fig. 52 Potential energy curve (B3LYP-D/6-31G(d,p)) of the transition to cis for **135**. Reproduced with permission from ref. 70. Copyright 2012 American Chemical Society.

met for (*P*)-(12,8)-[4]CC_{2,8}⊃C₆₀, the Isobe group again resorted to NMR data. As can be seen in Fig. 56 (left), an empty molecule of (*P*)-(12,8)-[4]CC_{2,8} possesses four distinct proton environments, due to its *D*₄ symmetry. Four distinct resonances are indeed observed in the ¹H-NMR spectrum: H1/H7 (singlet), H3/H9 (doublet), H4/H10 (doublet) and H5/H11 (singlet). In the case of the inclusion complex (*P*)-(12,8)-[4]CC_{2,8}⊃C₆₀, if the C₆₀ guest were static, the complex would be of lower symmetry, giving rise to more inequivalent proton environments and more resonances in the ¹H-NMR spectrum. However, the four resonances of (*P*)-(12,8)-[4]CC_{2,8} were not split upon formation of (*P*)-(12,8)-[4]CC_{2,8}⊃C₆₀, indicating that the C₆₀ journal is freely rotating in the bore on the NMR timescale. This was still the case even at -60 °C.

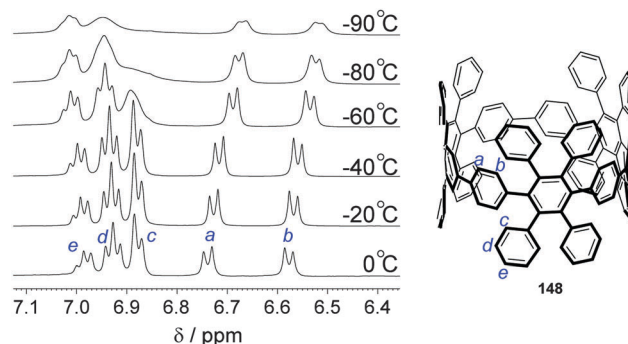


Fig. 53 Variable-temperature ¹H-NMR spectra of **148** (500 MHz, CD₂Cl₂). Reproduced with permission from ref. 71. Copyright 2012 Wiley-VCH Verlag GmbH & Co. KGaA, Weinheim.

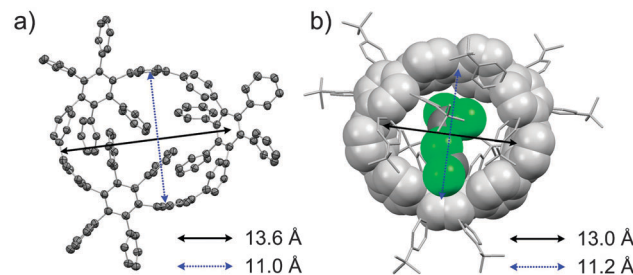
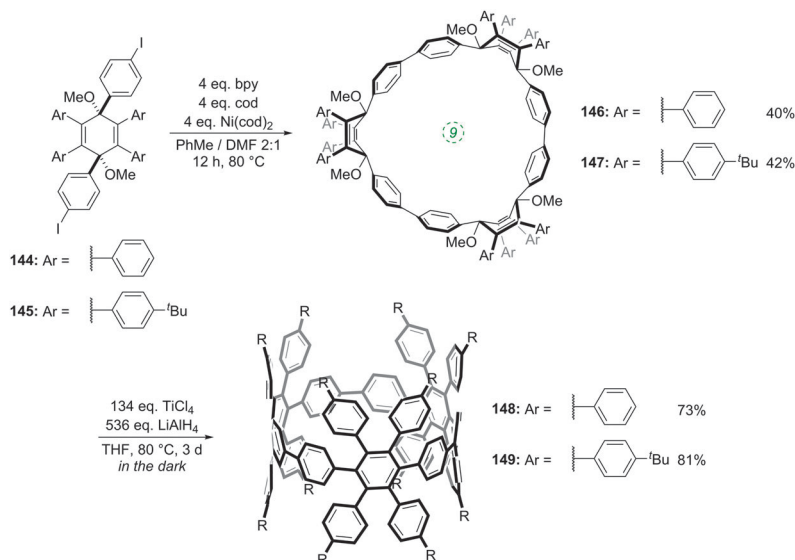


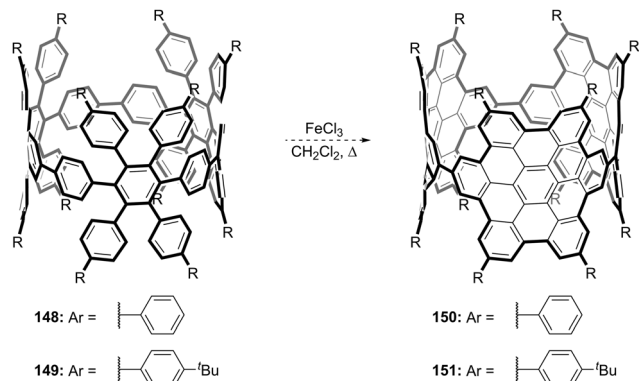
Fig. 54 Crystal structures of (a) **148** (ORTEP plot) and (b) **149** (the CPP core and the CH₂Cl₂ solvent are represented by a space-filling model and aryl substituents are represented as sticks). Hydrogens are omitted for clarity. Reproduced with permission from ref. 71. Copyright 2012 Wiley-VCH Verlag GmbH & Co. KGaA, Weinheim.

Finally, the Isobe group explored the possibility of adding a “shaft” to the journal, by using C₆₀ derivative **152** (Fig. 56, middle and right). Thus, *N*-methylfulleropyrrolidine was added to (*P*)-(12,8)-[4]CC_{2,8} (and protonated with trifluoroacetic acid to



Scheme 37 Nishiuchi and Müllen's route to polyarylated CPPs.





Scheme 38 Nishiuchi and Müllen's oxidative cyclisation of polyarylated CPPs to give model ultrashort SWCNTs.

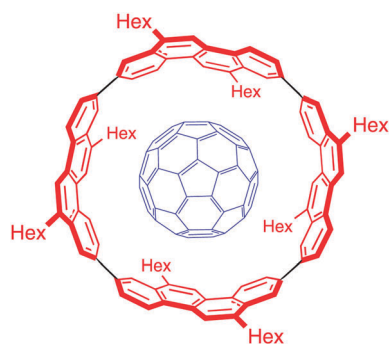


Fig. 55 Structure of *(P)*-(12,8)-[4]CC_{2,8}⊃C₆₀, Isobe and co-workers' "molecular bearing".

rigidify the "shaft" pyrrolidine ring and maintain the C_5 symmetry of the journal). If this bearing were static, the point group would be C_1 , but if the journal were free to rotate around the shaft, the point group would be C_4 . The observation of eight resonances in the $^1\text{H-NMR}$ spectrum confirms the latter scenario, *i.e.* free rotation around the shaft means that the four chrysenylene units remain equivalent, but the "north" and "south" sides of the bore (*i.e.* the side with the shaft and the side without) are now inequivalent.

The second report of 2013 was a communication from Fujitsuka, Majima and co-workers describing the characterisation of CPPs

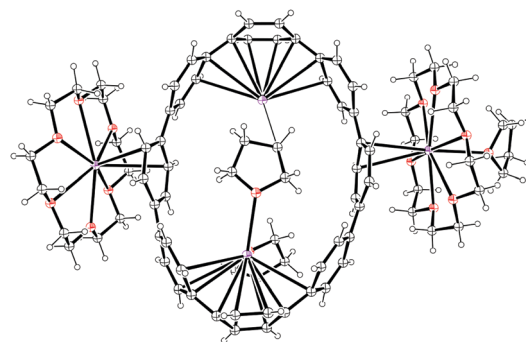


Fig. 57 ORTEP diagram of $\{[\text{K}(\text{THF})([18]\text{crown-6})]^+\}\{\text{K}^+(\text{K}(\text{THF})_2^+)([8]\text{CPP}^{4-})\}\text{K}([18]\text{crown-6})^+\}$, showing ellipsoids at 30% probability. H atoms are shown as spheres of arbitrary radius.

by Raman spectroscopy.⁷³ Examining [6] and [8]-[12]CPP, they were able to assign both inter-ring and intra-ring ν_{CC} stretches, as well as δ_{CH} in-plane bends. The wavenumbers for the ν_{CC} stretches were found to vary with CPP ring size, which the authors take as further evidence for the increasing levels of quinoidal character in the smaller CPPs. Jasti's first publication of 2013, was a review on molecular belts,⁷⁴ quickly followed by a paper in collaboration with Petrukhina and co-workers, which describes the synthesis and characterisation of a CPP tetraanion.⁷⁵ Upon exposure of [8]CPP to elemental potassium and 18-crown-6 in THF for 3 weeks, a solvated tetrapotassium complex was obtained, the X-ray crystal structure of which is shown in Fig. 57. The absorption spectrum exhibits $\lambda_{\text{max}} = 600$ nm, significantly shifted from the λ_{max} of neutral [8]CPP (340 nm). The crystal structure reveals a striking deviation from the neutral structure, in which the tetraanion adopts an ellipsoidal structure. It is able effectively to coordinate metal ions on both the inner and outer faces and the authors speculate that the ability to alter the shape of a nanobelt through redox processes may find application in host-guest chemistry.

Isobe's second publication of 2013 concerned the synthesis of a " π -lengthened" belt-persistent cycloarylene, which in this case utilised an anthanthrenylene unit in place of a chrysenylene unit.⁷⁶ The synthesis of this repeating unit is notable, in that it uses a readily available pigment **153** as the starting material (Scheme 39). Double nucleophilic addition and

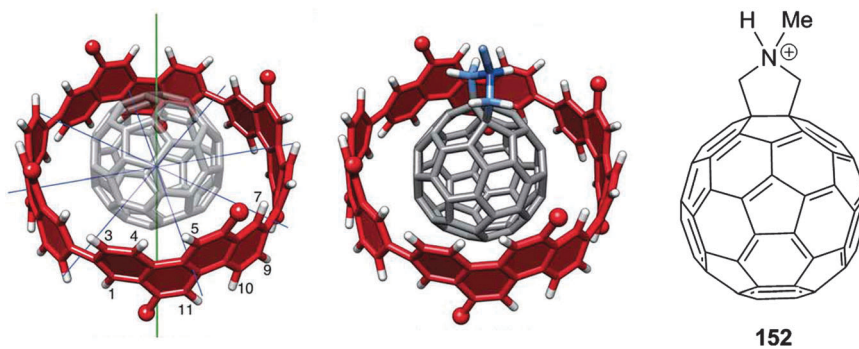
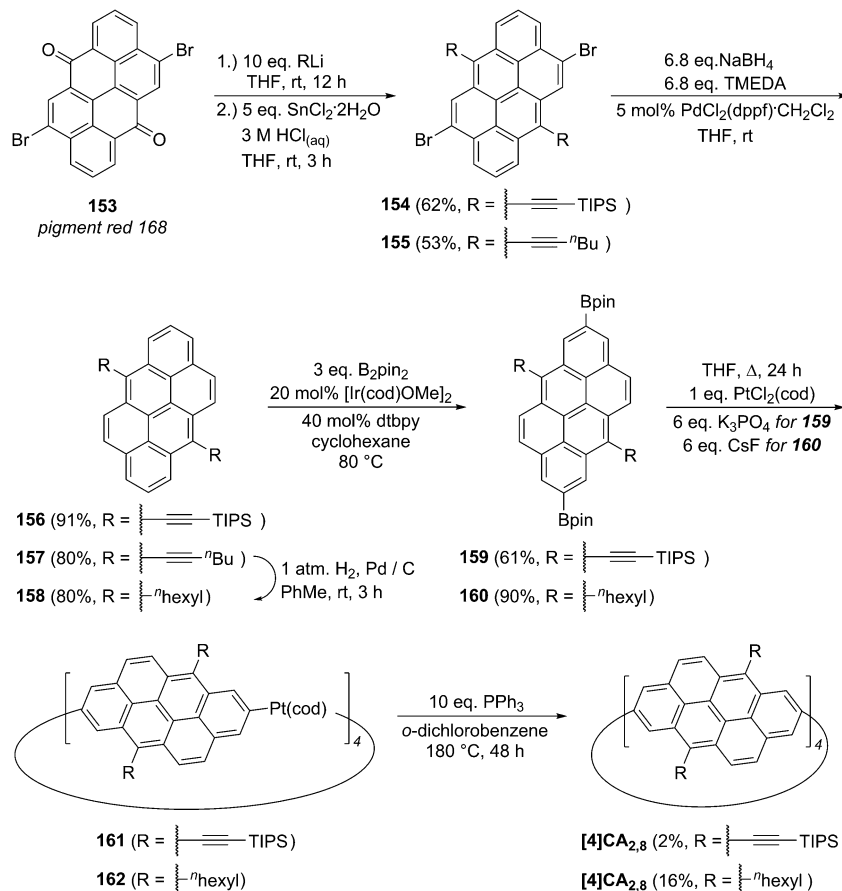


Fig. 56 Symmetry considerations for *(P)*-(12,8)-[4]CC_{2,8}⊃C₆₀ (left) and *(P)*-(12,8)-[4]CC_{2,8}⊃**152**. Reproduced with permission from ref. 72. Copyright 2013 Royal Society of Chemistry.



Scheme 39 Isobe's synthesis of [4]CA_{2,8} variants.

reductive aromatisation gave dibromides **154** and **155** with two different side chains. Palladium catalysed reductive removal of the halides (followed by hydrogenation for the hexynyl variant **157**) gave substrates **156** and **158** for iridium catalysed C–H borylation. This was exceedingly regioselective, giving products **159** and **160** respectively. Such borylations are known to be sensitive to steric hindrance and Isobe's prior work afforded some precedent for the observed regiochemical outcome.⁷⁷ Formation of tetraplatinum complexes **161** and **162** and their subsequent four-fold reductive elimination proceeded as previously, although more forcing conditions were employed in the last step.

Production of the two [4]CA_{2,8} variants bearing different side-chains had unexpectedly divergent outcomes – the 6,12-bis[(triisopropylsilyl)ethynyl]-[4]CA_{2,8} was formed in only 2% yield, but as a racemic mixture of just a single diastereomer, (±)-(12,8)-[4]CA_{2,8}. In contrast, the variant with the less sterically demanding side chains, 6,12-di-*n*-hexyl-[4]CA_{2,8}, was formed in a higher 16% yield, as a mixture of all six possible stereoisomers (*cf.* Fig. 28). These were separated and identified by their CD and NMR spectra, as per Isobe's previous work (*cf.* Fig. 29). An X-ray crystal structure of 6,12-bis[(triisopropylsilyl)ethynyl]-(±)-(12,8)-[4]CA_{2,8} was obtained and is shown in Fig. 58. Isobe and co-workers probed the interconversion of the various stereoisomers of 6,12-di-*n*-hexyl-[4]CA_{2,8} as they had done previously for [4]CC_{2,8} (*cf.* Fig. 36). They were able to

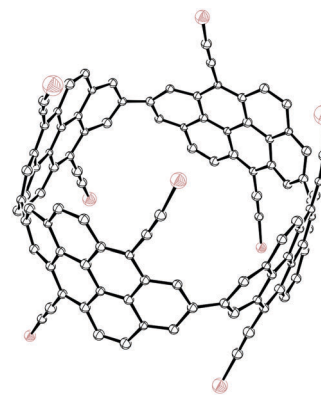


Fig. 58 ORTEP diagram of 6,12-bis[(triisopropylsilyl)ethynyl]-(*P*)-(12,8)-[4]CA_{2,8}, showing ellipsoids at 30% probability. Hydrogens and isopropyl groups have been omitted for clarity.

determine that 6,12-di-*n*-hexyl-[4]CA_{2,8} underwent isomerisation by the sequential rotation of one anthanthrenylene unit after another, as for [4]CC_{2,8} and that the enthalpic barrier to rotation for an anthanthrenylene unit was $\Delta H^\ddagger \approx +88 \text{ kJ mol}^{-1}$, which surprisingly is $\approx 21 \text{ kJ mol}^{-1}$ lower than the barrier to rotation of a chrysenylene unit in [4]CC_{2,8}.

It was in 2013 that another milestone in CPP chemistry was reached, when the idea of “bottom-up” synthesis of carbon



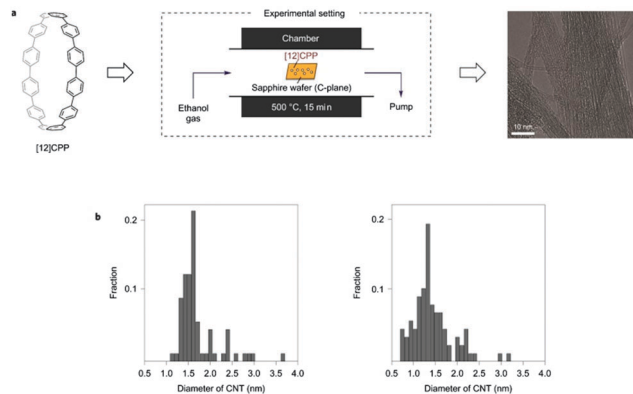


Fig. 59 (a) Schematic representation of experimental setup for Itami's synthesis of carbon nanotubes from CPPs; TEM image of nanotubes synthesised from [12]CPP. (b) Nanotube diameter distribution histograms for [12]CPP (left) and [9]CPP (right). Reproduced with permission from ref. 78. Copyright 2013 Nature Publishing Group.

nanotubes from a CPP template was demonstrated by Itami and co-workers.⁷⁸ The experimental setup used by the Itami group to realise this feat is shown in Fig. 59a. A C-plane sapphire wafer which had been spin-coated with a solution of [12]CPP in toluene was heated to 500 °C and exposed to gaseous ethanol for 15 mins at a pressure of ≈ 1 Torr. Analysis of the wafer by transmission electron microscopy confirmed the formation of carbon nanotubes. While the nanotubes were not entirely uniform in diameter (and multiwalled structures were observed in addition to the targeted SWCNTs), the distribution of nanotube diameters (Fig. 59b, as determined from Raman spectroscopic data) showed a modal value of ≈ 1.6 nm, *i.e.* close to the diameter of [12]CPP (1.7 nm). Significantly, repetition of the experiment using [9]CPP as the template also led to nanotube formation (not shown), but in this case the distribution of nanotube diameters showed a smaller modal value of ≈ 1.3 nm, *i.e.* close to the diameter of [9]CPP (1.2 nm).

Prior to Itami's work, two possible mechanisms for nanotube growth from a CPP template had been discussed in the literature. Scott has previously proposed a mechanism proceeding *via* an acetylenic Diels-Alder reaction, followed by oxidative aromatisation (Fig. 60, blue).^{48,49} Alternatively, the studies of Irle and Morokuma had focused on the possibility of a mechanism proceeding *via* an ethynyl radical^{47,64} (Fig. 60, green). The

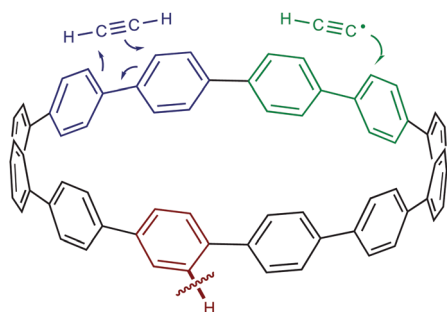


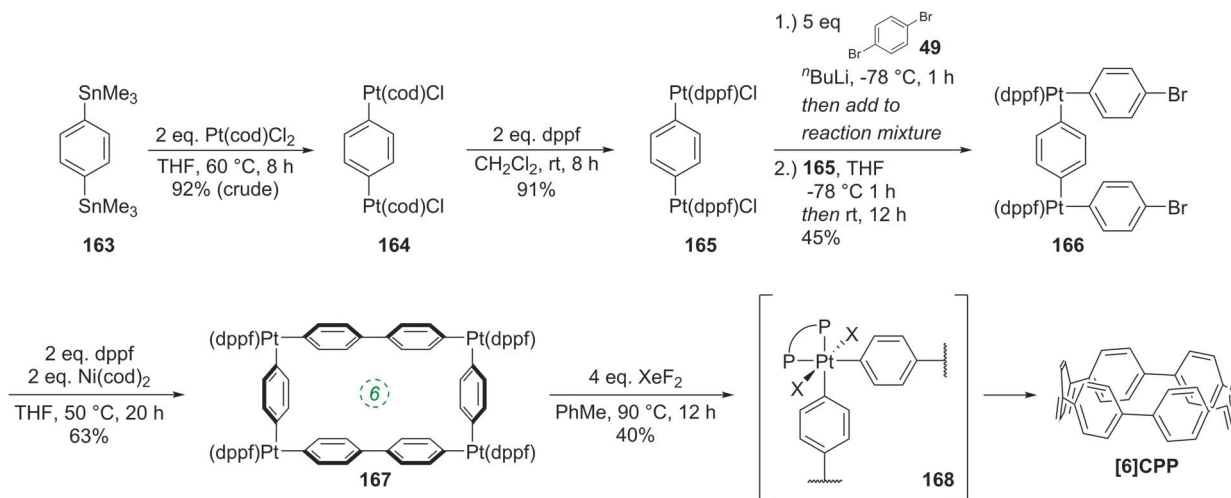
Fig. 60 Possible mechanisms for CPP-initiated SWCNT growth. Reproduced with permission from ref. 78. Copyright 2013 Nature Publishing Group.

Itami group studied the stability of [12]CPP, exposing it to various temperatures for 15 mins, then acquiring infrared and fluorescence spectra. These indicated that major structural changes occurred at 450–500 °C and higher, which they ascribe to linear oligophenylene decomposition products arising from C–C bond cleavage. Given the similar bond dissociation energies for aryl C–C and C–H bonds, Itami speculates as to the possibility of a third mechanism for SWCNT growth, that proceeds *via* homolytic C–H bond scission at these elevated temperatures to give an sp^2 carbon-centred radical (Fig. 60, red). This would then react with an unsaturated C_2 species derived from ethanol to effect SWCNT growth. On the other hand, non-productive pathways such as dimerization of this radical can be envisioned, which could lead to CPP aggregates which in turn could act as templates for multi-walled nanotubes, branched structures, *etc.* While further optimisation is needed to improve the uniformity of the nanotubes produced by this method, this first demonstration of the viability of truly “bottom-up” SWCNT synthesis from CPPs is nevertheless a major landmark.

Yamago's first publication of 2013 described an evolution of his “platinum squares” approach to CPPs.⁷⁹ The approach involves the synthesis of U-shaped diplatinum complexes and then combining these to access the by now familiar tetraplatinum CPP precursors using a nickel-mediated coupling (as had been exploited previously in the context of CPPs). Yamago demonstrated the applicability of his methodology to the synthesis of various even-numbered CPPs, but most significant of these was a new synthesis of [6]CPP, which is shown in Scheme 40. U-shaped building block **166** is prepared by the previously-established procedures before a Ni-mediated “shot-gun” cyclisation selectively provides tetraplatinum complex **167**. In this instance, the square planar geometry of platinum(II) ensures that dimerisation prevails over any other oligomerisation. Interestingly, the desired four-fold reductive elimination from **167** to [6]CPP could not be effected under the standard conditions. Treatment of **167** with bromine gave only *para*-dibromobenzene and *para*-dibromoterphenyl. Yamago hypothesised that these side-products arose by formation of platinum(IV) intermediate **168** ($X=Br$), from which reductive elimination to form C–Br bonds was occurring in addition to the desired reductive elimination to form C–C bonds. To circumvent this problem, the Yamago group examined reagents that effect oxidative fluorination (since reductive elimination to form C–F bonds is known to have a higher activation energy than formation of C–Br bonds). Thus, treatment of **167** with xenon difluoride gave [6]CPP in 40% yield, presumably *via* the intermediacy of **168** ($X=F$). Other fluorine-containing reagents were effective, such as silver(I) fluoride and tetrabutylammonium fluoride; the latter result is somewhat surprising given that TBAF is a source of fluoride anions but not an oxidising agent. By this new procedure, Yamago was able to produce [6]CPP in an overall yield of 8.9% from commercially available starting materials.

Isobe's next publication returned to the concept of a molecular bearing (*cf.* Fig. 55) and this time focused on the evaluation of a number of different fullerene-derived journals.⁸⁰





Scheme 40 Yamago's hybrid synthesis of [6]CPP.

Association constants were measured for each different journal and were found to vary by several orders of magnitude depending on the substituents on/in the fullerene. Isobe's findings are represented on a logarithmic scale in Fig. 61.

Several interesting trends are evident. The previously described (Fig. 55) molecular bearing, (*P*)-(12,8)-[4]CC_{2,8}⊃C₆₀, is shown on the right of Fig. 61, with a comparatively high association constant of log *K*_a = 9.6. Similarly, previously described (Fig. 55) molecular bearing (*P*)-(12,8)-[4]CC_{2,8}⊃**152**, where the journal contains a shaft, is shown to have a somewhat lower association constant of log *K*_a = 8.4. Isobe and co-workers now report data for several new fullerene-derived journals bearing shafts, **169–175**. It can be seen that for all of these the association constants are appreciably lower, down to some four orders of magnitude lower than for (*P*)-(12,8)-[4]CC_{2,8}⊃C₆₀. Crudely, it may be seen that the association constant diminishes with increasing size of the shaft motif. However, even for the bearing with the lowest association

constant, (*P*)-(12,8)-[4]CC_{2,8}⊃**169**, the journal still rotates freely and does not run out of the bore, as shown by DOSY NMR. Another interesting aspect of this work is that Isobe *et al.* have studied endohedral fullerenes as journals (H₂O⊃C₆₀ and Li⁺⊃C₆₀·PF₆⁻), which in both cases form bearings with slightly lower association constants than for the bearing with an “empty” C₆₀ journal. Finally, and perhaps most significantly, the group also examined C₇₀ as a journal, finding it to have a higher association constant than for C₆₀. Crucially, when a C₇₀ derivative bearing a shaft moiety (**176**) was used, the association constant did not diminish, which may be ascribable to the oval shape of C₇₀ and the fact that the shaft will consequently be further from the bore.

Having reported reduction of a CPP to its tetraanion earlier in the year, Jasti next published the results of a study on the oxidation of a CPP.⁸¹ Treatment of [8]CPP with triethyloxonium hexachloroantimonate led to the formation of a stable, isolable [8]CPP radical cation (Scheme 41). The [8]CPP radical cation

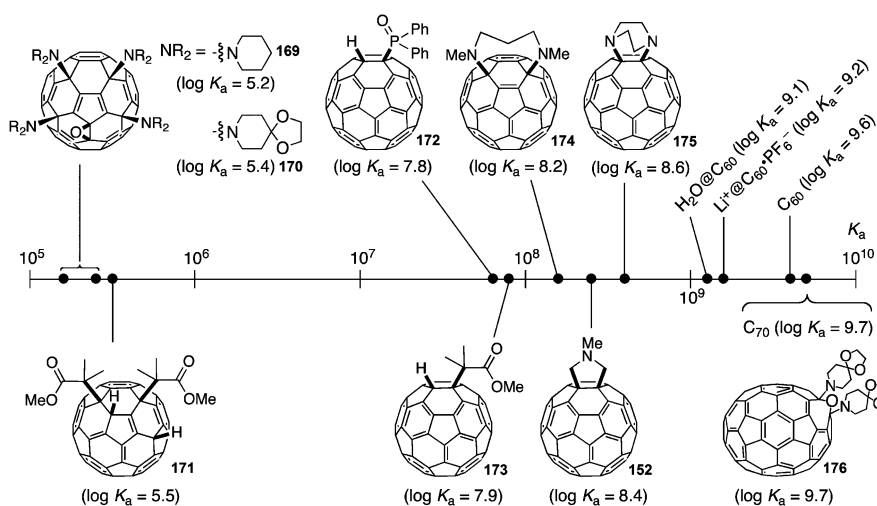
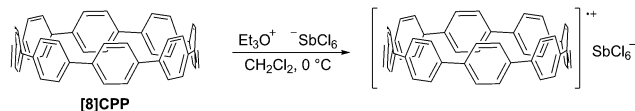


Fig. 61 Association constants for various fullerene derivatives with (*P*)-(12,8)-[4]CC_{2,8}, as determined by Isobe and co-workers. Adapted with permission from ref. 80. Copyright 2013 American Chemical Society.



Scheme 41 Jasti's synthesis of {[8]CPP⁺}SbCl₆⁻.

reportedly exhibited absorption maxima well into the infra-red region. Jasti *et al.* also claimed that [8]CPP⁺ was capable of forming a charge-resonance dimer, ([8]CPP)₂²⁺, with a second molecule of [8]CPP. Upon titration of neutral [8]CPP into a solution of [8]CPP⁺, a new absorption was observed at 1747 nm, which was attributed to the delocalisation of the positive charge throughout both CPP moieties. The binding constant of the dimer was determined to be $1.15 \pm 0.03 \times 10^4 \text{ M}^{-1}$, which is appreciably higher than the binding constants for charge-resonance dimers of planar aromatic systems. Computational modelling was carried out which was able to rationalise the observed absorbance of [8]CPP⁺ on the basis of the level of the SOMO and other orbitals. (Note that a later report from Yamago cast doubt on the identity of the species characterised in this study, *vide infra*, Fig. 117.)

The first theoretical study to appear on the bottom-up synthesis of SWCNTs from CPPs since Itami's realisation of this concept was again from Irlé and Morokuma.⁸² In this study they concentrated on the effect of reaction temperature, simulating the growth of an SWCNT from [6]CPP at 300, 500 and 800 K, using acetylene and acetylenyl radical as growth agents. With the latter, they predict the highest growth rate at 500 K; higher temperatures lead to increased defect formation (through the undesired formation of a new pentagon as opposed to the desired hexagon upon incorporation of the new C₂ fragment). From these results they predict the existence of an optimum temperature for SWCNT growth. Notably, through determination of the various pathways through which pentagonal defects may be introduced, they observed that introduction of one defect renders the introduction of additional defects more likely, especially at higher temperature.

The theme of host-guest chemistry was returned to by Yamago, who, having previously studied the interaction between C₆₀ and CPPs,³⁹ now turned his attention to C₇₀.⁸³ The same approach was employed as in the Yamago group's previous study, namely adding C₇₀ to a mixture of CPPs of various sizes and observing supramolecular interactions on the basis of changes in ¹H-NMR chemical shifts. Whereas the spheroidal C₆₀ has I_h symmetry, the ellipsoidal C₇₀ has D_{5h} symmetry (Fig. 62, top), which raises the possibility of its being accommodated in a SWCNT (or indeed in a CPP) in more than one possible orientation (Fig. 62, bottom).

When the NMR experiment was carried out on a mixture of CPPs, both [10] and [11]CPP were observed to interact with C₇₀ in solution (Fig. 63a); this interaction was reproducible with pure [10]CPP (Fig. 63b) and [11]CPP (Fig. 63c) also. Job's plots confirmed the stoichiometry of the interactions to be 1 : 1 in both cases. The supramolecular complexes were modelled computationally at the M06-2X/6-31G* level of theory. Computation

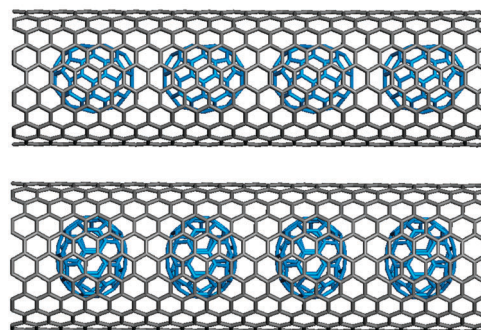
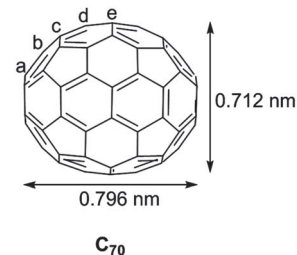


Fig. 62 Dimensions of C₇₀ (top) and C₇₀-SWCNT peapods in "lying" (middle) and "standing" (bottom) orientations. Adapted with permission from ref. 83. Copyright 2013 Wiley-VCH Verlag GmbH & Co. KGaA, Weinheim.

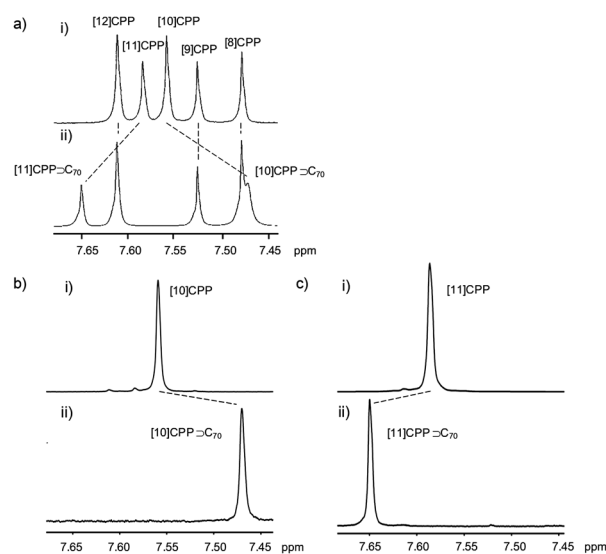


Fig. 63 ¹H-NMR spectra (CDCl₃, rt) of (a) a mixture of [8]–[12]CPPs (i) before and (ii) after the addition of solid C₇₀; (b) isolated [10]CPP; and (c) [11]CPP (i) before and (ii) after the addition of solid C₇₀. Adapted with permission from ref. 83. Copyright 2013 Wiley-VCH Verlag GmbH & Co. KGaA, Weinheim.

predicts that the two orientations shown in Fig. 62 will also be observed in the CPP complexes. Thus, the larger [11]CPP will accommodate C₇₀ in a "standing" orientation (Fig. 64a and b), whereas the smaller [10]CPP will accommodate C₇₀ in a "lying" orientation (Fig. 64c and d). Notably, a significant "induced fit" is predicted for [11]CPP ⊃ C₇₀, with the nanoring distorting away from its circular conformation to an oval. Also, for [10]CPP ⊃ C₇₀, it is predicted that the nanoring host will not be oriented exactly over the equator of its C₇₀ guest.



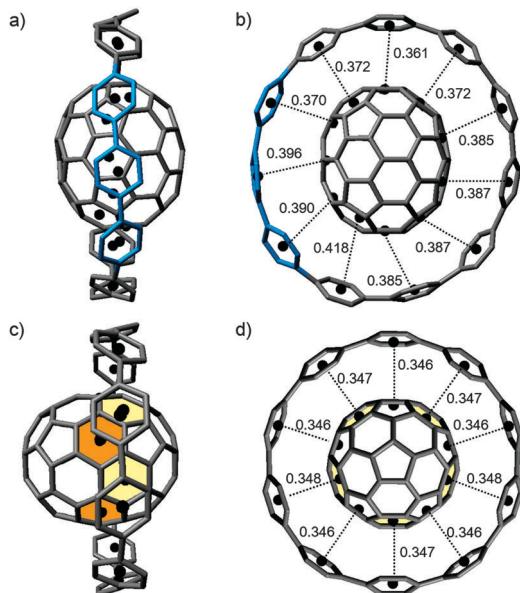


Fig. 64 Two orthogonal views of (a, b) [11]CPP \supset C₇₀ and (c, d) [10]CPP \supset C₇₀, as calculated by DFT. Adapted with permission from ref. 83. Copyright 2013 Wiley-VCH Verlag GmbH & Co. KGaA, Weinheim.

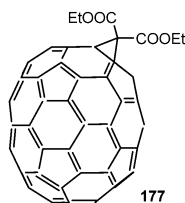


Fig. 65 Derivatised C₇₀ guest **177**.

In order to try and gain some experimental evidence for the computed orientations of the C₇₀ guests, the Yamago group examined the interaction of [10] and [11]CPP with a functionalised C₇₀ guest, **177** (Fig. 65). It was predicted that the protruding diester motif in **177** would be deleterious in terms of accommodation of **177** in a nanoring in a “standing” orientation, but would have less of an effect on a “lying” orientation. The relevant inclusion complexes were formed and their association constants determined. As predicted, [11]CPP \supset **177** had an association constant 13% smaller than [11]CPP \supset C₇₀ (due to the diester interfering with the “standing” orientation), whereas the association constants for [10]CPP \supset **177** and [10]CPP \supset C₇₀ were almost equivalent. Further evidence in support of the computed orientations of the guests was obtained in the form of X-ray crystal structures of [11]CPP \supset C₇₀ and [10]CPP \supset **177** (Fig. 66).

The crystallographic studies confirm that the “induced fit” of C₇₀ into [11]CPP that was predicted computationally is also observed experimentally in the solid state. Yamago speculates that a similar induced fit may well also occur upon incorporation of molecules of C₇₀ into a (11,11)-SWCNT.

The subject of the Raman spectra of CPPs was returned to for the second time in 2013 by Swan and co-workers.⁸⁴ They

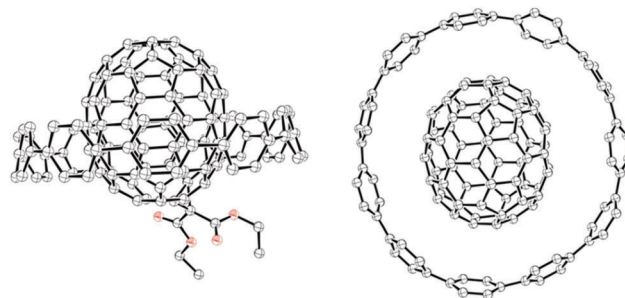


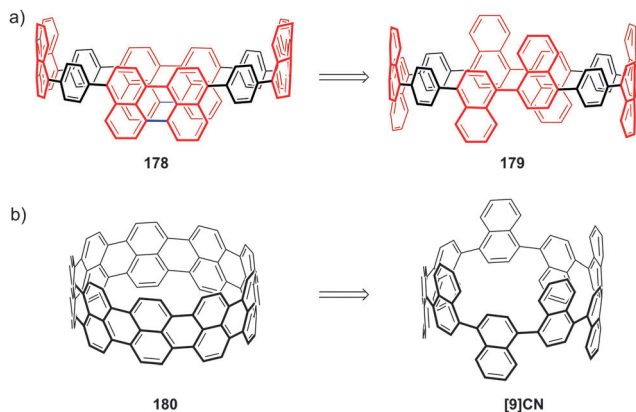
Fig. 66 ORTEP diagram of [10]CPP \supset **177** (right) and [11]CPP \supset C₇₀ (left), showing ellipsoids at 30% probability. Hydrogens and solvent molecules have been omitted for clarity.

acquired experimental spectra for the same CPPs as studied earlier by Fujitsuka, Majima and co-workers,⁷³ with the exception of [6]CPP. However, they predicted spectra computationally for every CPP from [4] to [20]CPP. Whereas Fujitsuka, Majima and co-workers had used Raman spectra to probe the degree of quinoidal character of various CPPs as the major focus of their study, Swan *et al.* were interested in a broader investigation and assignment of the various active Raman modes for CPPs. They found that some of the observed modes were common to both CPPs and SWCNTs (*e.g.* G-band, D-band, certain radial modes), but that most were absent in SWCNTs and unique to CPPs. They also found that all the active Raman modes were influenced by CPP ring size – for the larger CPPs, the values converged asymptotically with those of linear *para-para*-phenylenes.

The Swager group published for the first time in the field of CPPs, having entered the area due to their interest in the bottom-up synthesis of SWCNTs.⁸⁵ As a first attempt, they synthesised [12]CPP and attempted to homologate it by effecting Diels–Alder reactions, as proposed previously by Scott^{48,49} (Fig. 60, blue). However, they report being unsuccessful despite trying numerous combinations of dienophiles, Lewis acid activators and oxidants. In light of this failure, they considered synthesising a CPP derivative bearing polycyclic aromatic hydrocarbon (PAH) repeating units as opposed to simple phenylene units. They hoped such a CPP derivative would be more reactive towards Diels–Alder homologation, since Scott has previously shown that bay region Diels–Alder reactivity varied for different PAHs in the order biphenyl < phenanthrene < perylene.⁴⁹ Accordingly, a CPP derivative containing perylene motifs, **178**, was targeted. However, the Swager group did not propose to access **178** from a precursor that already contained perylene units – they anticipated such a strategy might be problematic due to the lower ability of the rigid perylene unit to accommodate the ring strain of the radial π system. Instead, they proposed to access **178** from pre-cyclised CPP derivative **179**, through oxidative cyclisation of its 1,1'-binaphthyl units (Scheme 42a).

Swager's nanohoop **179** is not dissimilar to [9]CN, previously reported by Itami.⁴⁵ However, the Scholl reaction (the reaction with which Swager hoped to achieve the oxidative cyclisation to give perylenes) is known to be highly susceptible to substrate structure, with undesired rearrangements often taking place





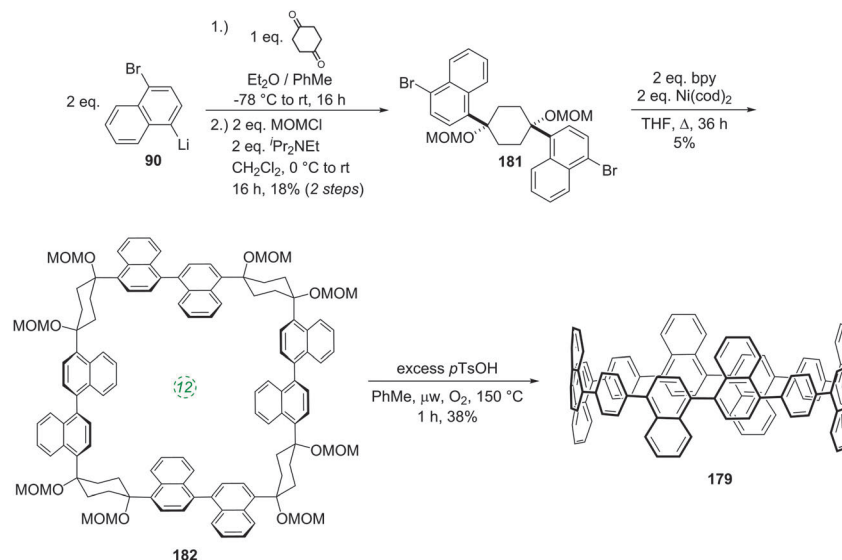
Scheme 42 Annulated CPP derivative **179** targeted by Swager. Adapted with permission from ref. 85. Copyright 2013 Georg Thieme Verlag.

(*vide infra*, Scheme 51). So, whereas access to **180** could well be envisaged from Itami's **[9]CN** as shown (Scheme 42b), the Swager group instead targeted **179**, which they considered to be a "safer" option – *i.e.* unlike in **[9]CN**, the binaphthyl units in **179** are "isolated" by interstitial phenylene units, so would give isolated perylene units that should be less prone to unwanted rearrangement. Swager's group effected the synthesis of **179** using the methodology previously described by Itami (Scheme 43). With nanohoop **179** in hand, Swager reports that efforts to carry out its oxidation to **178** are underway.

Yamago reported a significant extension of his platinum-based methodology, synthesising a 3D ball-like π -conjugated molecule from a hexaplatinum precursor.⁸⁶ The approach was inspired in part by the work of Fujita, who had shown that treatment of tris(4-pyridyl) ligand **183** with a palladium(II) salt led to self-assembly of octahedral-shaped hexapalladium complex **184** (Scheme 44). Extending this idea to an all-carbon ligand framework and use of platinum instead of palladium, the

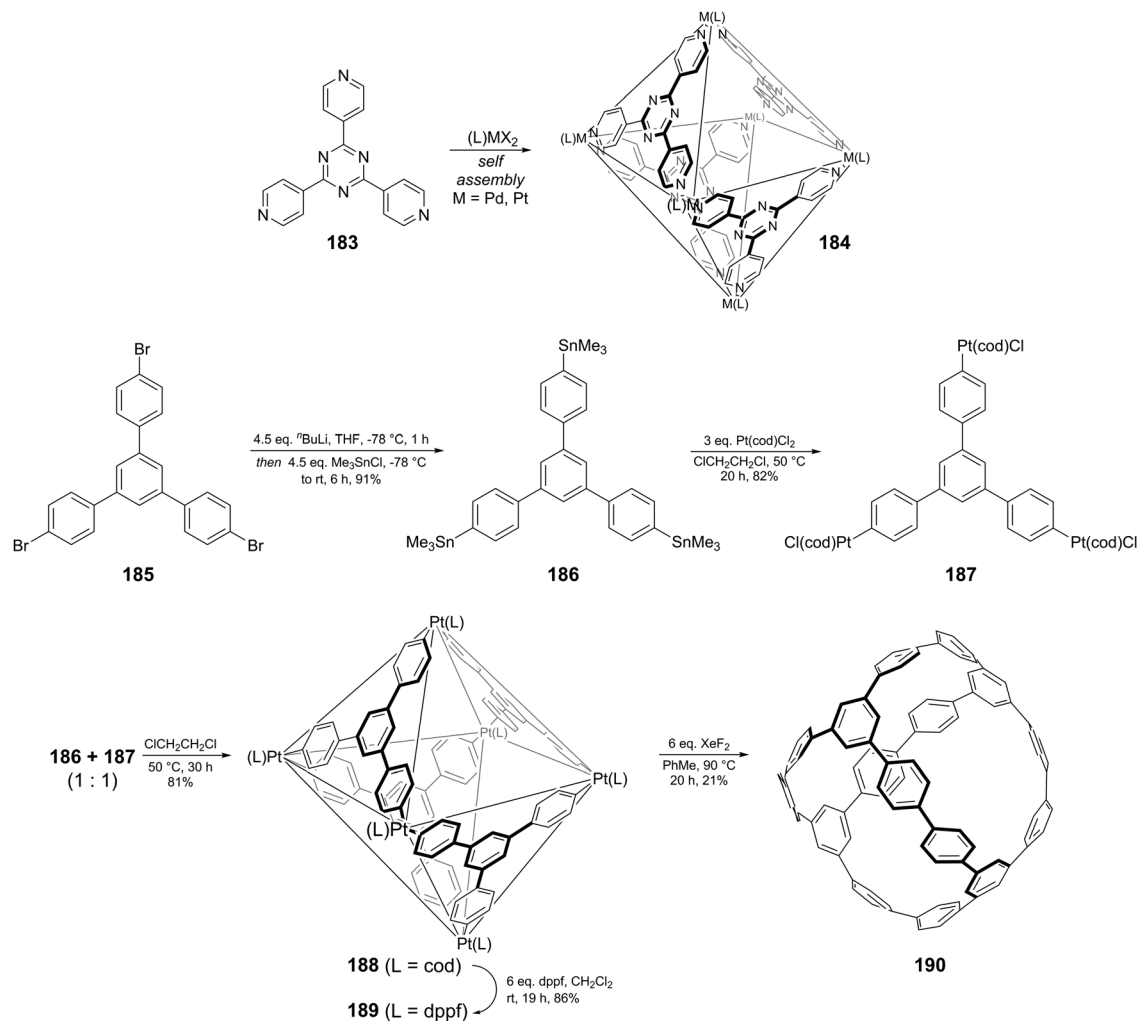
Yamago group synthesised trifunctional building blocks **186** and **187**. When these were combined in a 1 : 1 ratio, transmetallation led to formation of hexaplatinum complex **188**. After a straightforward ligand exchange to give **189**, treatment with xenon difluoride (*cf.* Scheme 40) gave unprecedented ball-like molecule **190**. Computational modelling of **190** identified six energy minima of various symmetries, of which the D_2 conformer was identified as being of lowest energy (Fig. 67). Interconversion between these structures is achieved by rotation of the aryl-aryl bonds; this was a fast process on the NMR timescale, with only a simple, averaged spectrum (3 resonances in the $^1\text{H-NMR}$ spectrum) being observed even at temperatures as low as -80°C . An X-ray crystal structure of **190** was also obtained (Fig. 68), in which the cavity of the molecule was occupied by disordered hexane solvent molecules. In contrast to the gas-phase computational predictions, in the solid state **190** adopts a structure closer to the S_4 conformer, most likely due to crystal packing interactions.

19th November 2013 saw the publication of three papers on CPP chemistry. The Yamago group reported the preparation and characterisation of both a CPP radical cation and a CPP dication.⁸⁷ These were prepared chemically (electrochemical methods having been unsuccessful), by the first combination of **[8]CPP** with one or five equivalents of NOSbF_6 , respectively. Both the radical cation, $[\text{8]CPP}^{\bullet+} \text{SbF}_6^-$ and the dication, $[\text{8]CPP}^{2+} (\text{SbF}_6^-)_2$ were isolable solids that were stable for a matter of weeks at -30°C under nitrogen. Both these novel species exhibited UV/vis/IR absorption spectra that were significantly different from that of **[8]CPP** (Fig. 69a). For both of the oxidised species, the shapes of the absorption bands were invariant with concentration, suggesting that both the radical cation and the dication exist as monomers in solution. Both exhibited large bathochromic shifts and in the case of the radical cation, the absorption band in the near infra-red region extended up to around 2300 nm. TD-DFT calculations (Fig. 69b)



Scheme 43 Swager's synthesis of annulated **[12]CPP** derivative **179**.





Scheme 44 Yamago's synthesis of ball-like π -conjugated **190**. Adapted with permission from ref. 86. Copyright 2013 Nature Publishing Group.

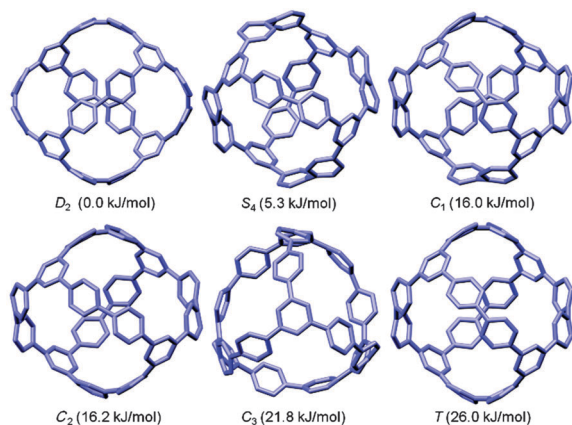


Fig. 67 computed conformers of **190** (B3LYP/6-31G*). Adapted with permission from ref. 86. Copyright 2013 Nature Publishing Group.

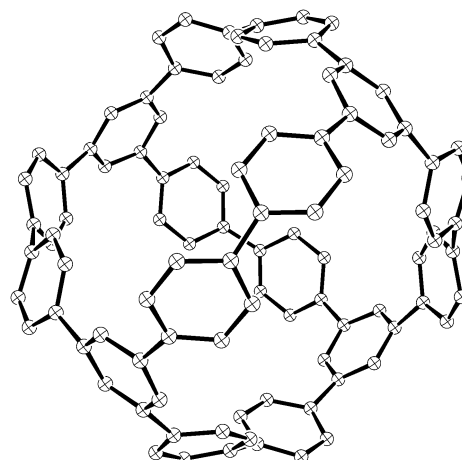


Fig. 68 ORTEP diagram of **190**, showing ellipsoids at 30% probability. Hydrogens and solvent molecules have been omitted for clarity.

suggested that for the radical cation, the long-wavelength absorption is due to a transition from the degenerate HOMOs to the SOMO, whereas for the dication, the long-wavelength absorption may be ascribed to a transition from the degenerate

HOMOs to the LUMO. Some discrepancies between data in this report and those in Jasti's preceding report⁸¹ were returned to in a later study (*vide infra*, Fig. 117).



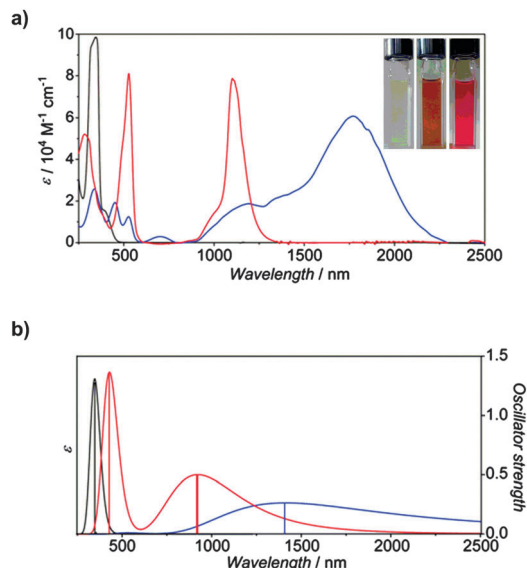


Fig. 69 (a) UV/vis/IR spectra of [8]CPP (black), [8]CPP⁺ SbF₆⁻ (blue) and [8]CPP²⁺ (SbF₆⁻)₂ (red) in CH₂Cl₂. Photographs of solutions of [8]CPP (left), [8]CPP⁺ SbF₆⁻ (centre), and [8]CPP²⁺ (SbF₆⁻)₂ (right) in CH₂Cl₂ under ambient light are also shown. (b) UV/vis/IR spectra obtained by TD-DFT calculations at the (U)B3LYP/6-31G(d) level of theory. Reproduced with permission from ref. 87. Copyright 2013 Wiley-VCH Verlag GmbH & Co. KGaA, Weinheim.

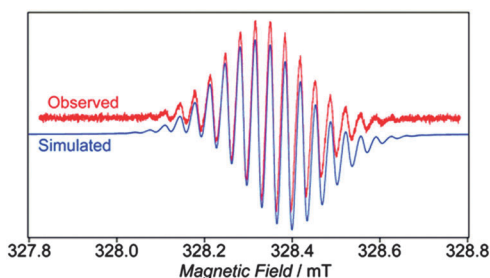


Fig. 70 Observed (red) and simulated (blue) ESR spectra of [8]CPP⁺ SbF₆⁻ at 20 °C. Reproduced with permission from ref. 87. Copyright 2013 Wiley-VCH Verlag GmbH & Co. KGaA, Weinheim.

The radical cation [8]CPP⁺ SbF₆⁻ was studied by ESR spectroscopy and showed a symmetrically split multiplet with a ¹H hyperfine coupling constant of 0.034 mT, indicative of complete delocalisation of the spin over all the phenylene units. The experimental spectrum was almost exactly superimposable on a theoretical spectrum generated on the assumption of equivalence of all H atoms in the structure (Fig. 70). The (closed-shell) dication [8]CPP²⁺ (SbF₆⁻)₂ was studied by NMR as opposed to ESR, and exhibited a single resonance in the ¹H-NMR spectrum at $\delta = 5.24$ ppm (far upfield from the value for [8]CPP), which indicates the equivalence of all the phenylene units, on the NMR timescale, at least.

An X-ray crystal-structure of the dication (as the hexachloroantimonate salt) was obtained (Fig. 71), which has some striking characteristics. Most notably, all phenylene–phenylene linkages are nearly coplanar, with dihedral angles in the range 3.6(4)° to 6.6(5)°, far lower than for neutral [8]CPP (which has

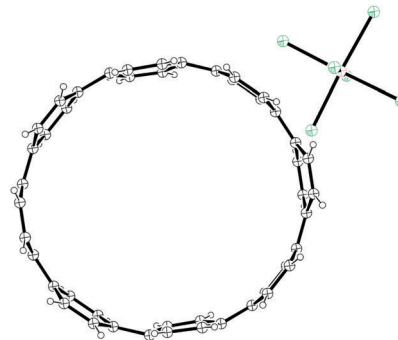


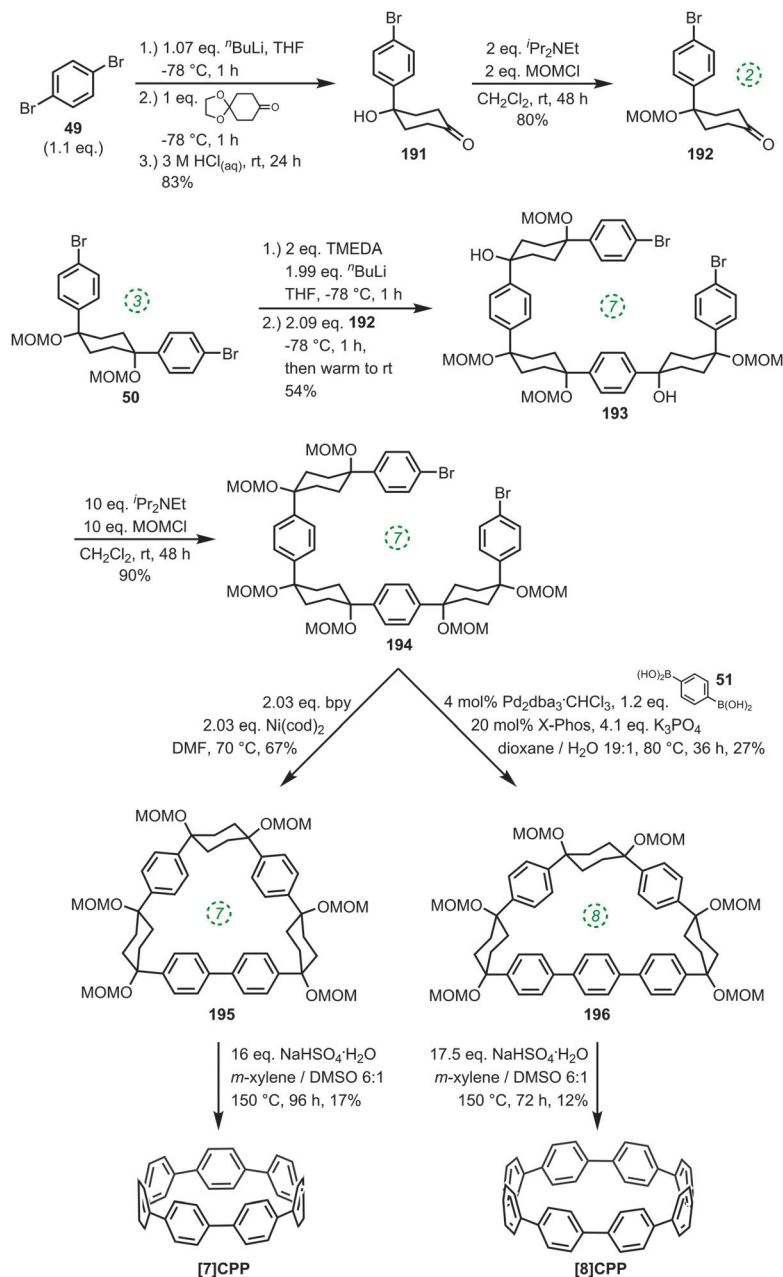
Fig. 71 ORTEP diagram of [8]CPP²⁺ (SbCl₆⁻)₂, showing ellipsoids at 30% probability. H atoms are shown as spheres of arbitrary radius. Disorder and solvent molecules have been omitted for clarity.

dihedral angles up to 41.4(7)°). Also, the C_{ipso}–C_{ipso} bond length is shortened compared to neutral [8]CPP (by 2.3%), as is the C_{ortho}–C_{ortho} bond length (by 0.9%); in contrast, the C_{ipso}–C_{ortho} bond length is lengthened compared to neutral [8]CPP (by 0.3%). Taken together the above structural features provide compelling evidence for enhanced quinoidal character in the dication with respect to neutral [8]CPP.

On the same day, Itami published two back-to-back papers in *Chem. Commun.* The first of these⁸⁸ describes a divergent synthesis of [7]- and [8]CPP. The methodology described previously by the Itami group employed L-shaped building blocks containing three rings, such as **39** and **50**. These were then cyclised to macrocyclic CPP precursors containing at least three such building blocks. As such, the smallest CPP accessible by this approach was 3 × 3 = [9]CPP. Therefore, new methodology was required to access smaller CPPs, and to this end Itami and co-workers developed the use of a smaller two-ring L-shaped precursor. The synthetic route is shown in Scheme 45. Key 2-ring building block **192** was accessed from **49** in 4 steps. Dual lithium–halogen exchange on 3-ring building block **50** and addition to two equivalents of **192** gave acyclic 7-ring intermediate **193**. After MOM protection, this could be directly cyclised using the nickel-mediated procedure to give 7-ring macrocycle **195**, or alternatively the dual intramolecular/intermolecular Suzuki–Miyaura sequence employing bifunctional boronic acid **51** gave 8-ring macrocycle **196**. Both macrocycles underwent elimination/oxidation without the need for an external oxidant to afford [7]CPP and [8]CPP. The Itami group were able for the first time to obtain an X-ray crystal structure of [7]CPP, as shown in Fig. 72. A slight distortion away from a circular geometry is observable, but this was attributed merely to the presence of an included molecule of cyclohexane.

The second of Itami's two back-to-back papers concerned the synthesis of the first pyrene-containing nanoring.⁸⁹ The target structure, cyclo[12]-paraphenylene[2]-2,7-pyrenylene (denoted as [12,2]CPPy by Itami), was assembled using Itami's by now well-established methodology employing L-shaped building blocks, nickel-mediated cyclisation and elimination/oxidation, as shown in Scheme 46. Certain modifications to the established methodology have been employed, such as use of silver oxide in the Suzuki–Miyaura coupling. Additionally, Itami explicitly notes that





Scheme 45 Itami's synthesis of [7]- and [8]CPP.

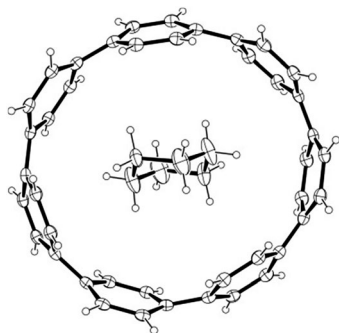
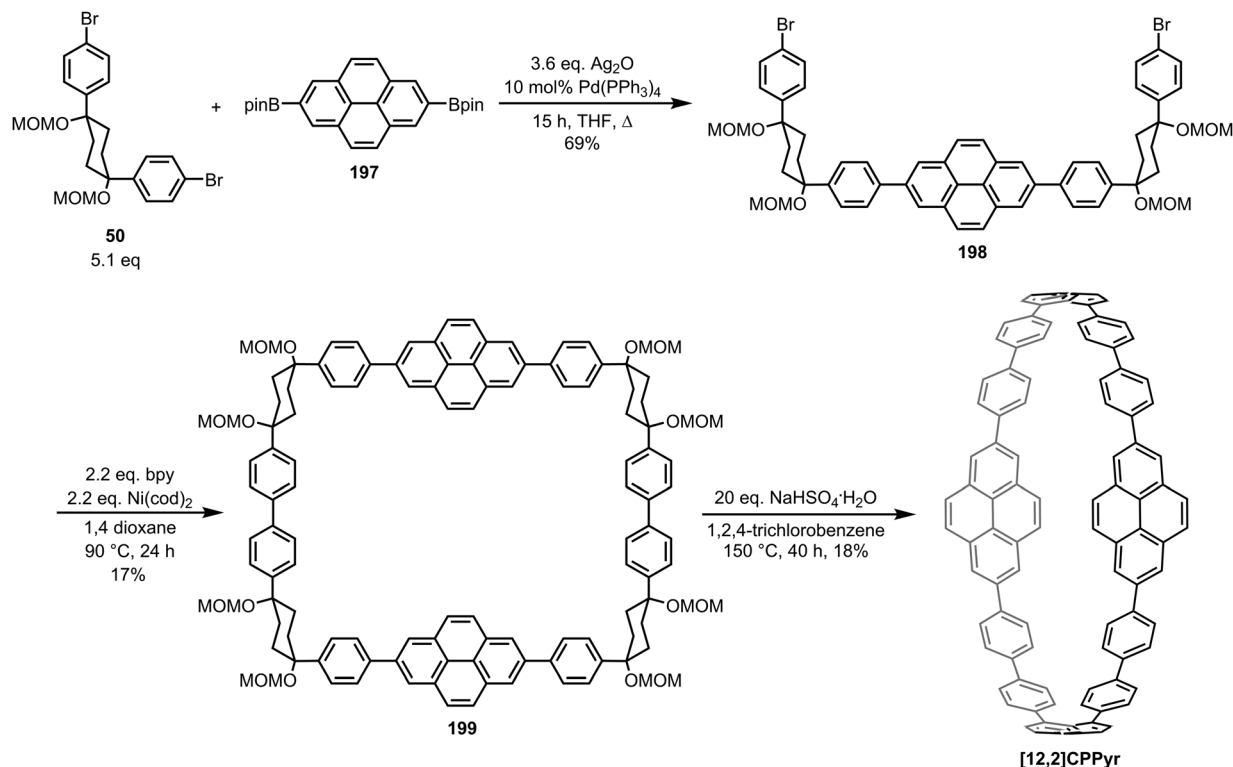


Fig. 72 ORTEP diagram of [7]CPP, showing ellipsoids at 30% probability. H atoms are shown as spheres of arbitrary radius.

formation of **199** necessitated use of high dilution conditions (1 mM) to suppress formation of oligomers. Also, 1,2,4-trichlorobenzene is not a solvent Itami had reported previously for the elimination/oxidation step, although no comment is made as to whether or not the previous m -xylene/DMSO conditions failed in this instance.

The absorption and emission spectra of [12,2]CPPyr are shown in Fig. 73. Several differences from the spectroscopic characteristics of CPPs are evident. [12,2]CPPyr has appreciably higher extinction coefficients than a CPP of similar diameter, [16]CPP, but a roughly comparable Stokes shift. The fluorescence quantum yield was calculated to be $\Phi_f = 0.21$, which is significantly lower than for large CPPs, but the experimentally





Scheme 46 Itami's synthesis of [12,2]CPPyr.

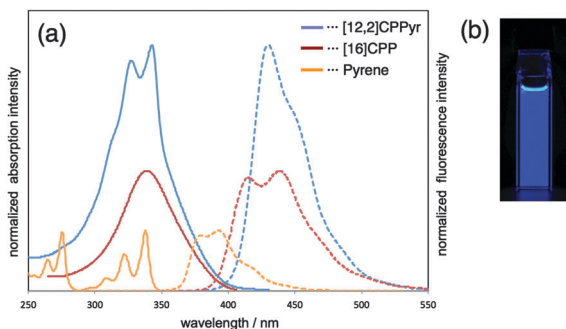


Fig. 73 (a) UV-vis absorption (solid lines) and fluorescence (broken lines) spectra of dichloromethane solution of [12,2]CPPyr (blue line), chloroform solution of [16]CPP (red line) and chloroform solution of pyrene (orange line). (b) Fluorescence of [12,2]CPPyr. Reproduced with permission from ref. 89. Copyright 2013 Royal Society of Chemistry.

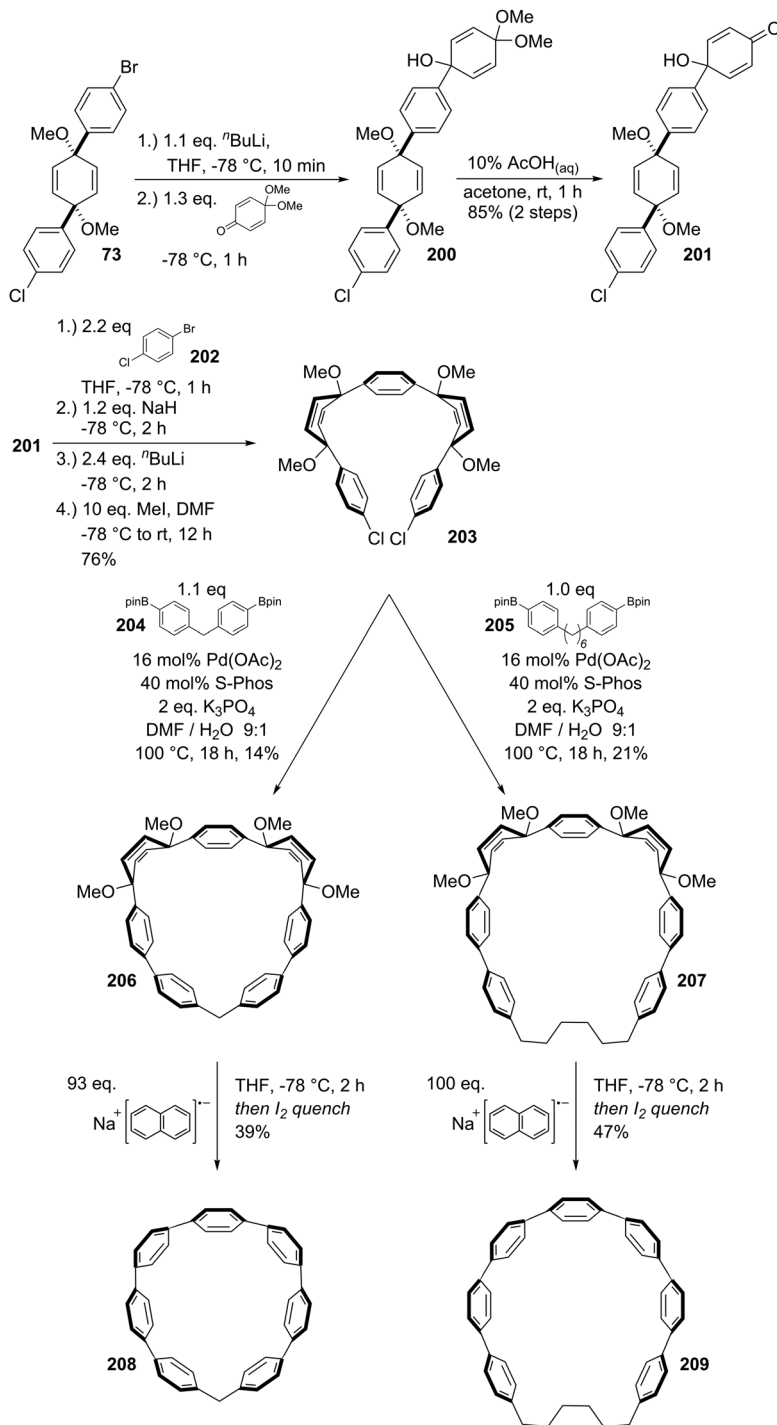
determined fluorescence lifetime ($\tau_s = 25.6$ ns) is longer than for CPPs; pyrenes are known to have long fluorescence lifetimes.

The final CPP-related paper of 2013 came from the Jasti group, who synthesised two cleverly designed CPP derivatives (**208** and **209**) in order to delineate exactly which structural characteristics of the CPPs give rise to their unusual properties.⁹⁰ As shown in Scheme 47, 5-ring acyclic dichloride **203** (analogous to dibromide **87**, cf. Scheme 22) was synthesised using Jasti's by now well-developed methodology. This was then cyclised *via* a dual intermolecular/intramolecular Suzuki–Miyaura protocol employing bis(boryl) fragments **204** or **205**, containing one or six sp^3 -hybridised carbons respectively. The

resultant macrocycles **206** and **207** underwent oxidation/aromatization to give CPP derivatives **208** and **209** which possess interrupted conjugation with respect to the parent CPPs. The first of these, **208**, is closely analogous with [7]CPP and would be expected to possess similar ring strain, *etc.*, but with the key difference that the presence of the single sp^3 carbon means the π system is not fully radially conjugated. **208** therefore serves as a useful tool molecule to attempt to delineate the effects of radial conjugation from the other properties of CPPs (ring strain, non-planar phenylene units, torsion angles, *etc.*). In contrast, **209** will possess appreciably less ring strain than **208** by virtue of its longer aliphatic tether.

In the first instance, **208** and **209** were characterised by cyclic voltammetry and compared to [7]CPP and a linear alkyl-substituted hepta-*para*-phenylene that had previously been reported.⁹¹ It was found that **208** exhibited a quasi-reversible peak ascribable to a reduction wave, but that the observed half-wave potential (-2.74 V, *vs.* F_c/F_c^+) was appreciably altered from the value for [7]CPP (-2.57 V). Furthermore, oxidation of **208** was shown to be irreversible, having an onset potential at 0.63 V. The observed half-wave potential for the reduction wave in **209** (-2.75 V) was very close to that for **208**, but the onset potential for the oxidation wave was 0.71 V. For comparison purposes, the onset potential for oxidation of the linear hepta-*para*-phenylene was 1.0 V. To put these results in context, the Jasti group carried out computational modelling which predicted **208** to have a very similar average torsional angles and a very similar degree of deformation of the phenylene rings from linearity with respect to [7]CPP. Thus, the main difference





Scheme 47 Jasti's synthesis of CPP analogues with interrupted conjugation.

between [7]CPP and **208** is the interrupted conjugation; on the basis of the electrochemical data, therefore, it is clearly the uninterrupted radial π conjugation in the CPPs which plays the major role in narrowing the band gap by lowering the LUMO and raising the HOMO.

The absorption and emission spectra for **208** and **209** were acquired and are shown in Fig. 74, in comparison with those of [7]CPP. Several trends are evident. The Stokes shift for **208** is

smaller than for [7]CPP, and that for **209** is smaller again; the quantum yields for **208** and **209** ($\Phi_f = 0.23$ and 0.25 respectively) are much higher than that of [7]CPP ($\Phi_f = 0.006$). Also of note, a second absorption maximum is observable (red-shifted with respect to the global maximum), which corresponds to the HOMO–LUMO transition. This is forbidden for CPPs, but becomes more significant in **208** and **209** due to the aliphatic tether breaking the symmetry of the molecules. The trends that



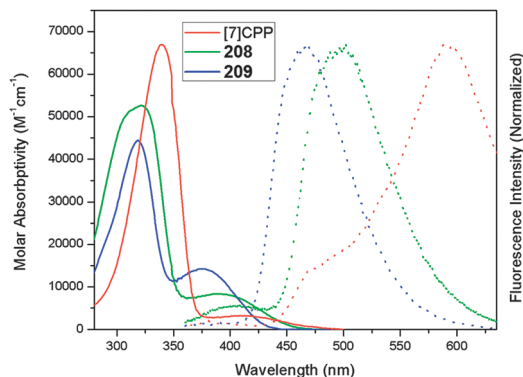


Fig. 74 UV/vis absorption and fluorescence spectra for [7]CPP, **208**, and **209**. Reproduced with permission from ref. 90. Copyright 2014 American Chemical Society.

the Jasti group have discerned will likely be of use in the design of CPP derivatives having targeted properties. It should be noted that shortly beforehand, Bodwell *et al.* had reported a study examining the characteristics of teropyrene analogues of **209**, *i.e.* multiply-annulated analogues of **209**, from the perspective of bottom-up SWCNT synthesis.⁹²

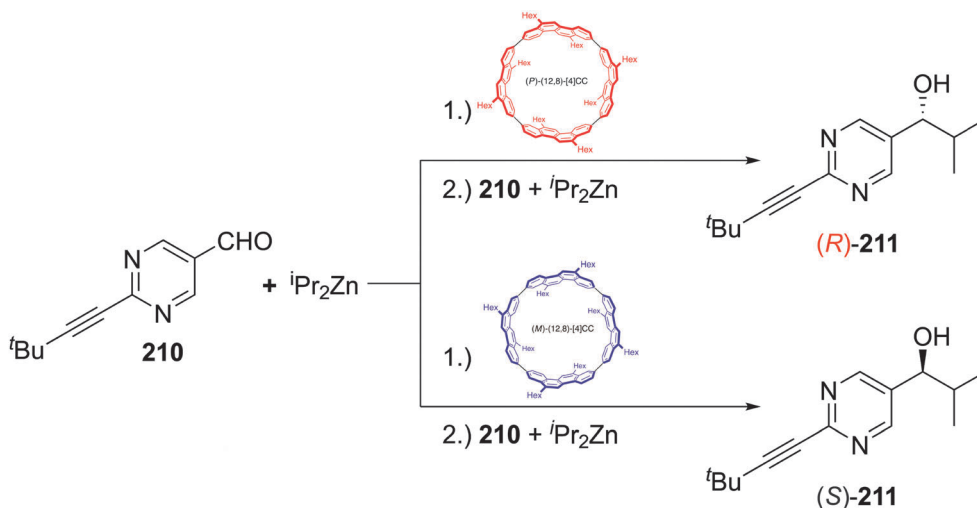
2014

The first publication in 2014 saw the helically chiral (12,8)-[4]CC_{2,8} described by Isobe find a practical application in asymmetric catalysis.⁹³ This collaborative work between Isobe and Soai demonstrated the applicability of enantiopure (12,8)-[4]CC_{2,8} in an asymmetric autocatalytic process, namely Soai's addition of di-iso-propylzinc to *2-tert*-butylethynylpyrimidine-5-carbaldehyde **210**.⁹⁴ As shown in Scheme 48, addition of 4 equivalents of di-iso-propylzinc to **210** in the presence of 25 mol% of (12,8)-[4]CC_{2,8} was then followed by a second addition of larger quantities of **210** (16 equiv.) and di-iso-propylzinc (32 equiv.), giving secondary alcohol **211** in 83–86% yield and

91% e.e. (with (*P*)-(12,8)-[4]CC_{2,8} giving (*R*)-**211** and (*M*)-(12,8)-[4]CC_{2,8} giving (*S*)-**211**). An additional two rounds of chiral amplification afforded **211** in > 99.5% e.e. As **210** and the zinc reagent are both achiral, it follows that the chirality of **211** is ultimately derived from the chirality of the added nano hoop.

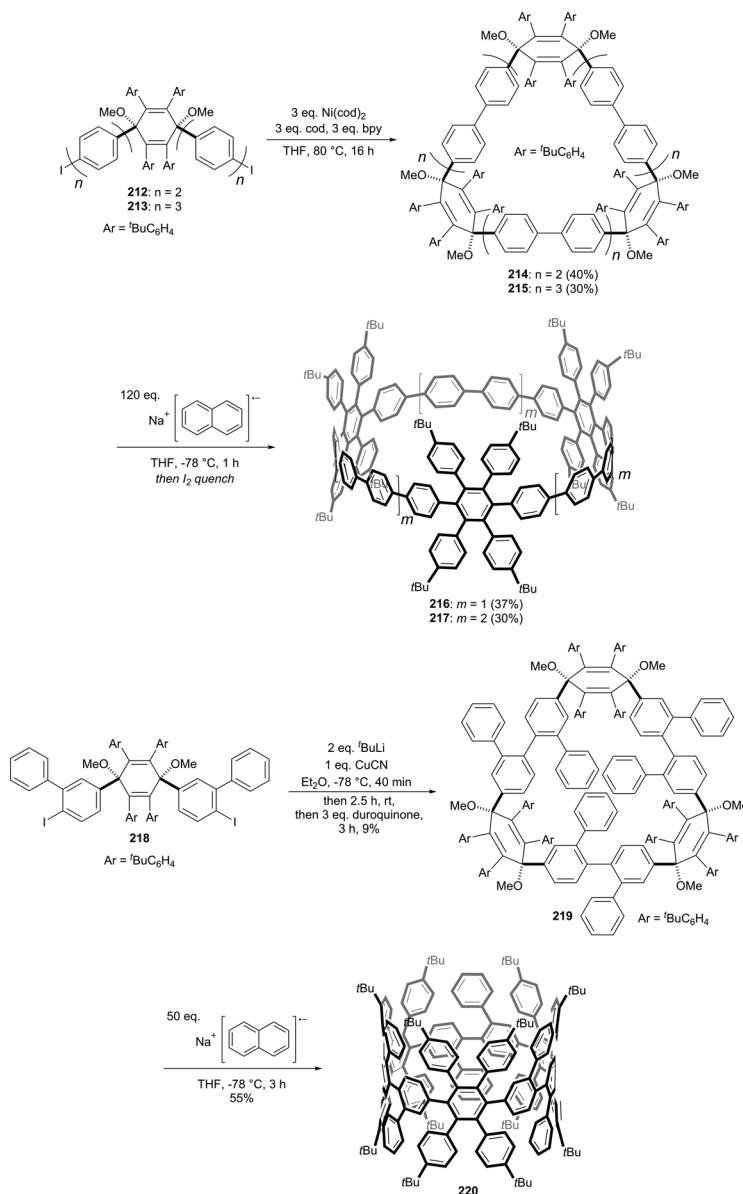
On the same day that Yamago published a personal account of his work on CPPs,⁹⁵ Müllen and Nishiuchi published a second study which extended their work of 2012 (see **148** and **149**, Scheme 37), this time synthesising ultrashort SWCNT precursors that bear additional phenyl substituents and/or are of a larger diameter than **148** and **149**.⁹⁶ As shown in Scheme 49, L-shaped precursors **212** and **213** (elongated analogues of **145**, Scheme 37) underwent nickel-mediated shotgun cyclisation to give cyclic oligomers **214** and **215**. These in turn underwent reduction/aromatisation with sodium naphthalene to afford multiply substituted CPP derivatives **216** and **217** (dodecaarylated analogues of [15]CPP and [21]CPP respectively). In contrast, however, when L-shaped precursor **145** was adorned with extra phenyl substituents to give **218**, this did not undergo the desired nickel-mediated cyclisation. Instead, access to **219** necessitated the use of cuprate chemistry. Application of the reduction/aromatisation protocol to **219** furnished **220** (an octadecaarylated analogue of [9]CPP).

An X-ray crystal structure of **220** was obtained and is shown in Fig. 75. A distortion of the CPP core towards an ellipsoidal geometry is observed, but arguably more significant are the dihedral angles between adjacent phenylene rings, which are observed to be between 42° and 84°. Such a high dihedral angle (almost perpendicular!) had never been reported previously for a CPP or derivative. As well as **216**, **217** and **220**, Nishiuchi and Müllen also synthesised an analogue of **220** having a larger diameter, as shown in Scheme 50. Thus, **218** was doubly terphenylated to give **221**, which underwent copper-mediated macrocyclisation and reduction/aromatisation to give **222** (a 30-fold arylated analogue of [15]CPP). Absorption and emission spectra were recorded for all the novel CPP analogues and are shown in Fig. 76.



Scheme 48 Isobe's [4]CC_{2,8} used as a chiral initiator in Soai's autocatalytic addition of di-iso-propylzinc to **210**.





Scheme 49 Nishiuchi & Müllen's syntheses of ultrashort SWCNT precursors.

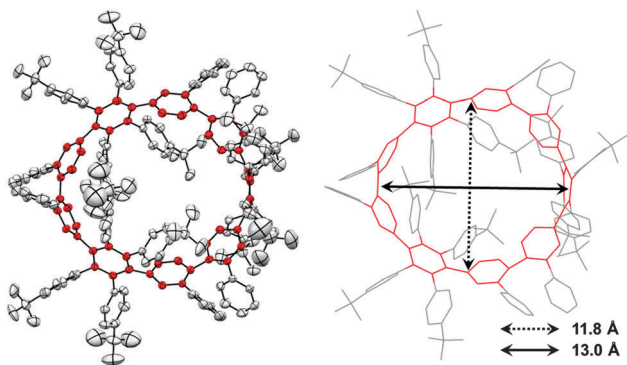


Fig. 75 X-ray crystal structure of **220**. ORTEP drawing (left) and wireframe model (right). Ellipsoids at 50% probability. Hydrogen atoms and solvent molecules have been omitted for clarity. The CPP rings are depicted in red. Reproduced with permission from ref. 96. Copyright 2014 Wiley-VCH Verlag GmbH & Co. KGaA, Weinheim.

When Nishiuchi and Müllen attempted the cyclodehydrogenation of the CPP derivatives, they found that the more extensively arylated variants, **220** and **222**, gave mixtures of dehydrogenated products under all conditions tried, indicating only partial formation of cyclic graphitic structures. Incomplete reaction was not a problem for **216** or **217**, however – instead over-oxidation was observed. Thus, upon treatment of **216** or **217** with FeCl₃, a comparatively clean process (which did not involve any chlorination) occurred, giving rise not to the expected products **223** and **224**, but instead to those lacking an extra 2, 4 or even 6 hydrogens by mass spectrometry. In the case of **217**, exhaustive NMR analysis identified the product missing two hydrogens to be **225**, in which a 1,2-phenyl shift had occurred (Scheme 51). This unexpected shift and additional dehydrogenation was ascribed to relief of strain in the macrocyclic ring, since in model studies, the corresponding



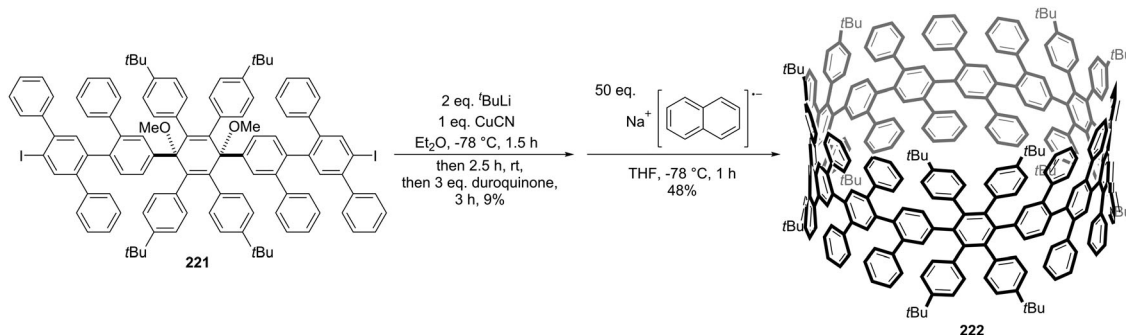
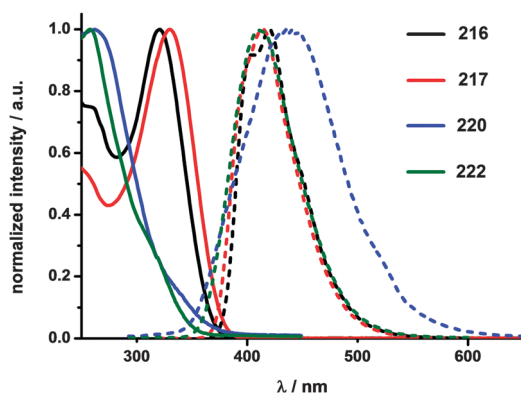
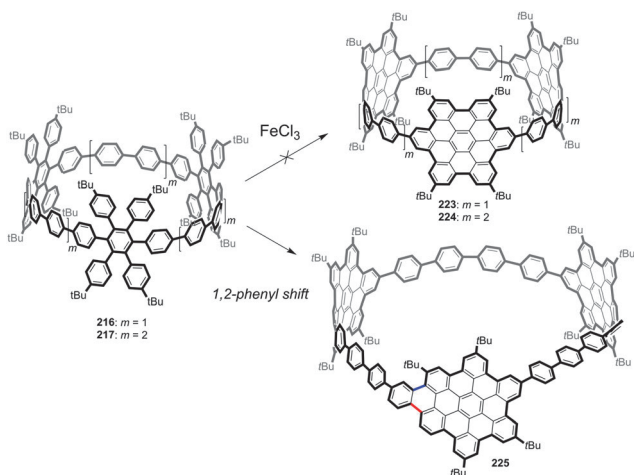
Scheme 50 Nishiuchi & Müllen's synthesis of ultrashort SWCNT precursor **222**.

Fig. 76 UV/vis absorption (solid lines) and fluorescence (dashed lines) spectra for **216** (CH_2Cl_2), **217** (CH_2Cl_2), **220** (hexanes) and **222** (hexanes). Reproduced with permission from ref. 96. Copyright 2014 Wiley-VCH Verlag GmbH & Co. KGaA, Weinheim.

future efforts are therefore best targeted towards such larger CPP derivatives.

The record set by Jasti in 2012 for the synthesis of the smallest CPP ([6]CPP) fell on 27th January 2014, when Yamago reported the first synthesis of [5]CPP.¹² In order to overcome the intimidating strain energy of this structure (calculated to be 491 kJ mol^{-1}),³⁷ the Yamago group adopted a hybrid approach that incorporated concepts from both their own methodology (reductive elimination from a metal centre) and that of Jasti (reduction/aromatisation of a 1,4-cyclohexadiene after macrocyclisation). Yamago's synthesis is shown in Scheme 52. 4-Ring cyclohexadiene building block **82** was synthesised from **70** as previously described by Jasti (*cf.* Scheme 22). Protecting group manipulation gave **226**, which underwent oxidative dearomatisation to give **227**. An extra phenylene unit was added to this *via* addition of an aryllithium, which was followed by global silylation to give 5-ring macrocyclisation precursor **228**. Ring closure was effected in this case using the nickel-mediated method, as opposed to the platinum-mediated method more commonly employed by Yamago's group. The resultant macrocycle **229** was formed in good yield; following global desilylation, a reduction/aromatisation sequence mediated by tin(II) chloride gave [5]CPP for the first time. Yamago specifically notes the importance of carrying out this final transformation under neutral conditions, as opposed to the acidic conditions more commonly used with SnCl_2 .

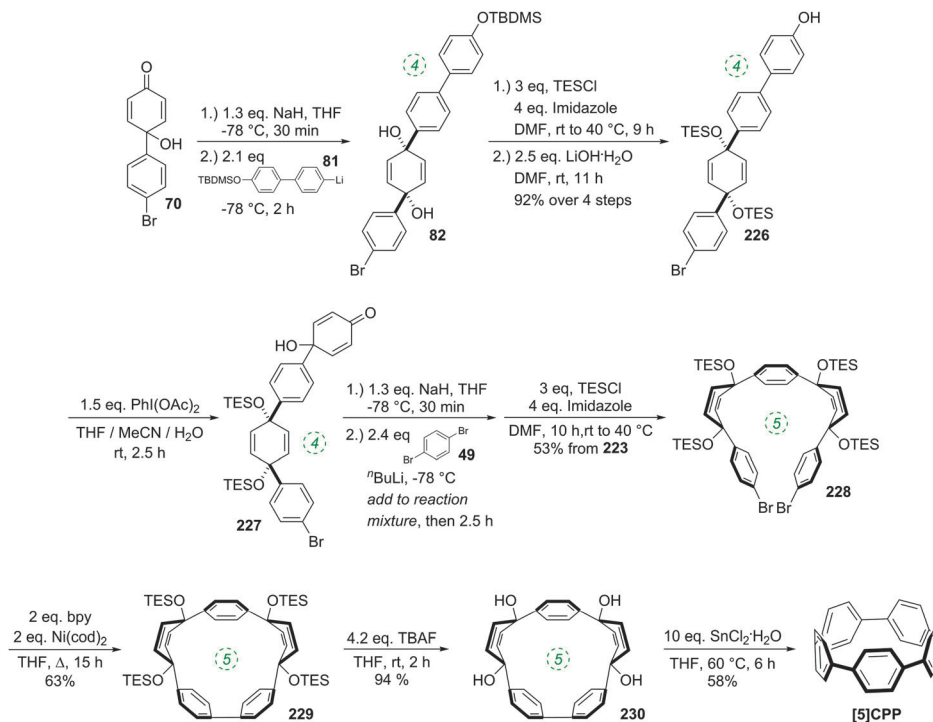
[5]CPP is a dark purple solid which Yamago reports to be stable in air and soluble in many common solvents. It is non-fluorescent, which is keeping with the observations for larger CPPs ([8]CPP and larger – fluorescent; [7]CPP – very low Φ_f ; [6]CPP non-fluorescent). The absorbance spectrum of [5]CPP is shown in Fig. 77, along with the computed oscillator strengths obtained by TD-DFT. The absorption at $\lambda_{\text{max}} = 335 \text{ nm}$ is observed at a very similar wavelength to the larger CPPs; the weak absorption at $\lambda_{\text{max}} = 502 \text{ nm}$ corresponds to the forbidden HOMO–LUMO transition. [5]CPP was also analysed electrochemically and the cyclic voltammogram obtained is shown in Fig. 78. Two chemically reversible oxidation waves are observed (scanning in tetrachloroethane), likely corresponding to formation of a radical cation and dication, (comparable to the oxidation products of [8]CPP studied previously by Jasti⁸¹ and Yamago⁸⁷). In the negative direction (scanning in THF), two



Scheme 51 Unexpected 1,2-phenyl shift upon oxidation of **217** gives **225**. The bond which has migrated is shown in red and the additional bond which accounts for the loss of two further hydrogens is shown in blue.

cyclodehydrogenation of a linear analogue of **216/217** proceeded as expected, without such a shift. Nishiuchi and Müllen point out that cyclodehydrogenation of the CPP derivative with the largest diameter (**217**) was the cleanest process, and that





Scheme 52 Yamago's synthesis of [5]CPP.

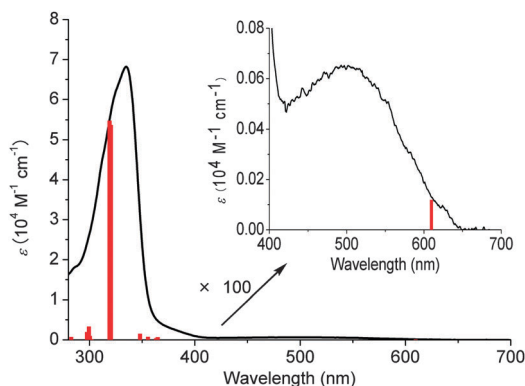


Fig. 77 UV-vis spectrum of [5]CPP in CHCl_3 along with the oscillator strengths (red bars) obtained by TD-DFT calculations. Reproduced with permission from ref. 12. Copyright 2014 American Chemical Society.

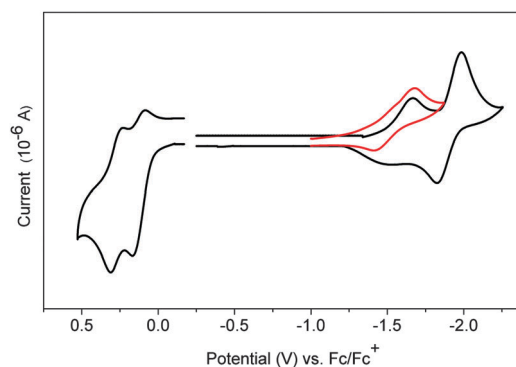


Fig. 78 Cyclic voltammograms of [5]CPP in $\text{C}_2\text{H}_2\text{Cl}_4$ (for oxidation) or THF (for reduction) containing $0.1 \text{ mol L}^{-1} \text{ Bu}_4\text{NPF}_6$ at room temperature at a scan rate of 0.1 V s^{-1} (for oxidation) or 0.05 V s^{-1} (for reduction). The red curve represents the voltammogram obtained upon scanning potential between -1.0 and -1.87 V . Reproduced with permission from ref. 12. Copyright 2014 American Chemical Society.

pseudoreversible reduction waves were observed, but evidence of the instability of the reduced species was discerned. The HOMO–LUMO gap was calculated by 1.69 eV based on the electrochemical data, but the discrepancy between this value and the value predicted computationally (2.71 eV) is significant, which Yamago states may be due to inaccuracies in the potentials measured in THF.

Quite aside for setting a record for the smallest CPP to be synthesised, Yamago points out several aspects of this work which are potentially highly significant. [5]CPP is a constituent fragment of C_{60} and as it is computed to have a similarly narrow HOMO–LUMO gap, it may well find applications in organic electronics. Also, the work showcases improved synthetic

methodology which may find wider application. Specifically, it seems that carrying out the final reduction/aromatisation sequence on a hydroxyl-bearing precursor, as opposed to a methoxy-bearing precursor, is more facile. In this case it has permitted the use of a much milder reductant (SnCl_2) than the dissolving metal conditions normally required.

Kamat and co-workers reported an extensive study on the excited state singlet and triplet characteristics of two representative CPPs ([9]CPP and [12]CPP).⁹⁷ In both cases, rate constants have been determined for the three processes operative following excitation to the S_1 state (*i.e.* radiative recombination,



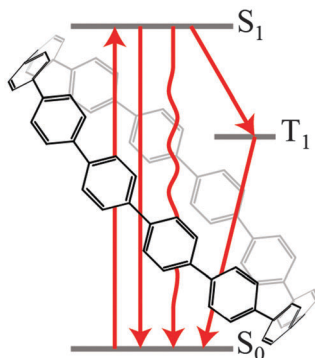


Fig. 79 Different fates of the S_1 excited state of CPPs. Reproduced with permission from ref. 97. Copyright 2014 American Chemical Society.

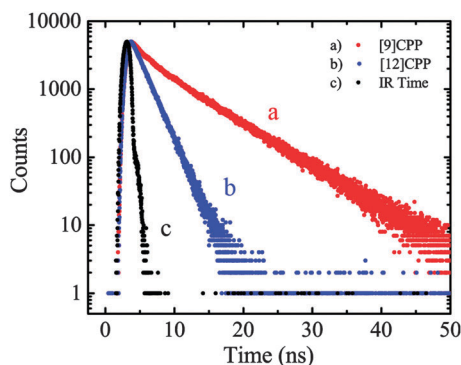


Fig. 80 Emission lifetime of (a) [9]CPP and (b) [12]CPP as recorded by TCSPC. Trace (c) represents the instrument response time (IRT). Reproduced with permission from ref. 97. Copyright 2014 American Chemical Society.

non-radiative recombination and inter-system crossing to the T_1 state, represented diagrammatically in Fig. 79). Multiple techniques were employed to derive these values. For example, the data obtained from time-correlated-single photon counting (Fig. 80) clearly show [9]CPP to have a greater emission lifetime than [12]CPP. Kamat and co-workers were ultimately able to derive the following data: for [9]CPP, $k_r = 8.7 \times 10^7 \text{ s}^{-1}$, $k_{nr} = 6.8 \times 10^7 \text{ s}^{-1}$, $k_{isc} = 4.4 \times 10^7 \text{ s}^{-1}$, $\tau_s = 5.3 \times 10^{-9} \text{ s}$ and $\tau_T = 6.7 \times 10^{-5} \text{ s}$. In contrast, for [12]CPP, the values were $k_r = 4.4 \times 10^8 \text{ s}^{-1}$, $k_{nr} = 2.1 \times 10^7 \text{ s}^{-1}$, $k_{isc} = 6.8 \times 10^7 \text{ s}^{-1}$, $\tau_s = 1.9 \times 10^{-9} \text{ s}$ and $\tau_T = 1.1 \times 10^{-4} \text{ s}$.

Itami's first publication of 2014 recounts the results of a collaboration with Sinohara on the purification of endohedral metallofullerenes using a CPP.⁹⁸ Previous reports had described formation of a host-guest complex between C_{60} and [10]CPP (Scheme 19), between C_{70} and [10]- or [11]CPP (Fig. 63) and between various C_{60} or C_{70} derivatives and (12,8)-[4]CC_{2,8} (Fig. 61). In most cases, however, the guests had been empty fullerenes. Itami and Sinohara set about devising a system to effect the selective extraction of endohedral metallofullerenes from arc-processed raw soot, which is especially challenging, since it requires a system that can discriminate not only between fullerenes of different sizes but also between an endohedral metallofullerene and the corresponding empty fullerenes. Previously, such purifications had been achieved by multistage preparative HPLC, but this could only ever furnish tiny quantities and required prohibitive volumes of solvent.

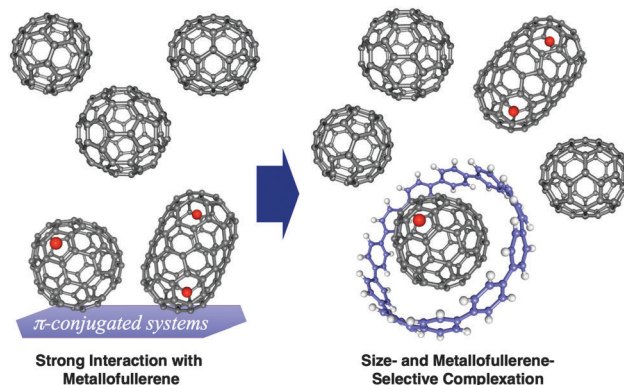


Fig. 81 Strategy for the size- and metallofullerene-selective complexation and extraction with a CPP. Reproduced with permission from ref. 98. Copyright 2014 Wiley-VCH Verlag GmbH & Co. KGaA, Weinheim.

Itami and Sinohara reasoned that since endohedral metallofullerenes comprise a positively charged metal ion encapsulated in a negatively charged fullerene, they would likely exhibit stronger intermolecular interactions with a π -conjugated host than the corresponding empty fullerenes. A CPP would be an appropriate host, and what is more, choice of a particular size of CPP could also effect discrimination based on the size of fullerene(s). The concept is represented schematically in Fig. 81.

In the first instance, NMR experiments indicated that [11]CPP appeared to be a good host for Lu_2C_{82} , with the $^1\text{H-NMR}$ resonance corresponding to [11]CPP shifting and broadening upon addition of the guest, whereas no change to the spectrum was observed when [12]CPP was used. UV/vis/IR titration experiments with [11]CPP and GdC_{82} showed evidence for interaction between [11]CPP and the fullerene cage, but the invariance of a characteristic absorption of GdC_{82} at 966 nm indicates there are no charge transfer interactions between [11]CPP and GdC_{82} . A Job's plot confirmed the stoichiometry of the complex to be 1 : 1.

Fluorescence quenching experiments were carried out (Fig. 82), by which means the binding constants for various

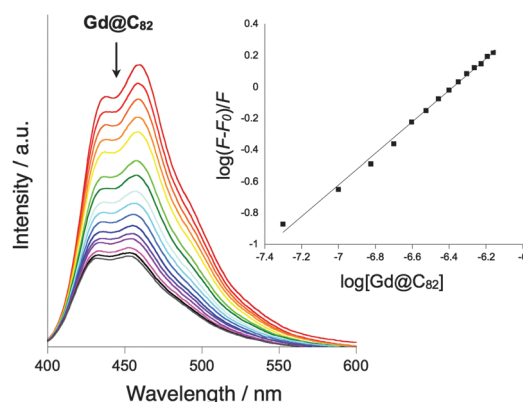


Fig. 82 Fluorescence spectra of [11]CPP ($5.0 \times 10^{-7} \text{ M}$, $\lambda_{exc} = 370 \text{ nm}$) in toluene in the presence of various amounts of GdC_{82} (0 – $5.0 \times 10^{-7} \text{ M}$) at 25°C . Reproduced with permission from ref. 98. Copyright 2014 Wiley-VCH Verlag GmbH & Co. KGaA, Weinheim.



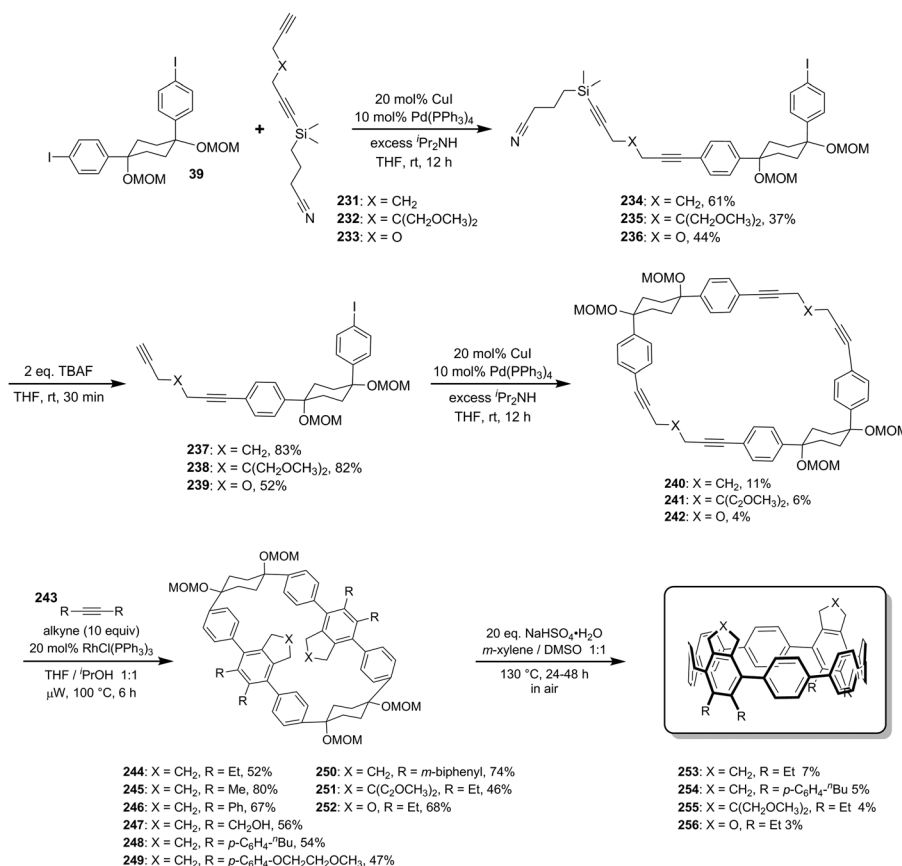
endohedral metallofullerenes were calculated (Gd@C_{82} , $K_a = 1.8 \pm 0.1 \times 10^6 \text{ M}^{-1}$; Tm@C_{82} , $K_a = 1.8 \pm 0.2 \times 10^6 \text{ M}^{-1}$; $\text{Lu}_2\text{@C}_{82}$, $K_a = 1.8 \pm 0.2 \times 10^6 \text{ M}^{-1}$; $\text{Sc}_3\text{N@C}_{80}$, $K_a = 0.72 \pm 0.05 \times 10^6 \text{ M}^{-1}$). To use such complexation to effect purification of an endohedral metallofullerene, Itami and Sinohara exploited the differences in solubility between the complex and its individual components. Thus, in toluene, they found that $\text{Gd@C}_{82}\text{@[11]CPP}$ had an appreciably lower solubility than the CPP or fullerene alone. When they treated a toluene solution of raw soot (which included Gd@C_{82}) with [11]CPP, a precipitate formed, which was isolated by filtration. Mass spectrometric data showed the filtrate to be almost completely depleted of Gd@C_{82} , whereas the precipitate was greatly enriched in $\text{Gd@C}_{82}\text{@[11]CPP}$. This work therefore provides the basis for a non-chromatographic purification of endohedral metallofullerenes, a highly desirable and hitherto unrealised goal.

Wegner and co-workers disclosed an inventive synthesis of annulated [8]CPP derivatives that relies on a rhodium-catalysed [2+2+2] cycloaddition.⁹⁹ Wegner's synthesis employed the -MOM protected cyclohexane-1,4-diol building blocks that have been a common theme in Itami's work, in combination with monoprotected bis(acetylenes). As shown in Scheme 53, known building block **39** was appended to the terminal alkyne motif in **231**, **232** or **233** using a Sonogashira reaction. After fluoride-mediated deprotection of the other alkyne, the resultant ω -iodoacetylenes **237**–**239** underwent cyclodimerisation under

the very same Sonogashira reaction conditions to give **240**–**242** respectively. Each of these macrocycles then underwent a dual rhodium-catalysed [2+2+2] cycloaddition with an introduced alkyne **243** to afford cyclobis(terphenyl) macrocycles; this transformation constitutes a ring contraction from a 36-membered ring to a 32-membered ring in each instance. A combination of the three precursors (**240**–**242**) with various introduced (symmetrical) alkynes gave in total nine ring-contracted macrocycles, **244**–**252**. Of these, four were subjected to elimination/oxidative aromatisation conditions to give annulated [8]CPP derivatives **253**–**256** (Scheme 53).

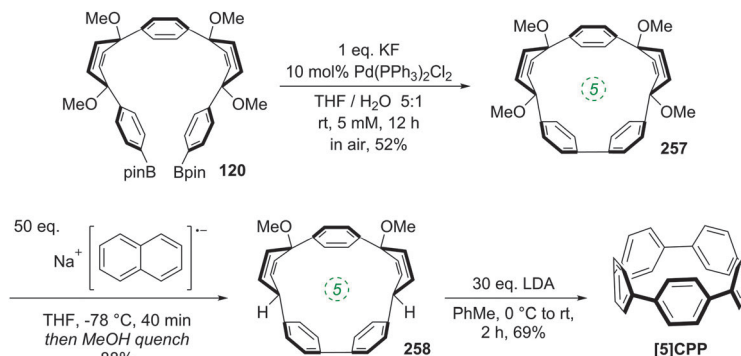
Although the yields for the final CPP-forming step were low, the Wegner group were able to isolate sufficient material to characterise the new [8]CPP derivatives. In the case of **256**, an X-ray crystal structure was obtained, which is shown in Fig. 83; UV-vis absorption spectra and fluorescence spectra for **253**–**256** are shown in Fig. 84.

The annulated CPP derivatives **253**–**256** show markedly different optical properties from the parent [8]CPP. Specifically, they exhibit absorption maxima between 301 and 312 nm, appreciably shorter wavelengths than the value for [8]CPP of 340 nm (which is actually very similar for all CPPs). Extinction coefficients are also lower than for [8]CPP and fluorescence emission maxima (451–465 nm for **253**–**256**) are all observed at shorter wavelengths than for [8]CPP (540 nm). All of these effects are attributed to distortions in the CPP ring induced

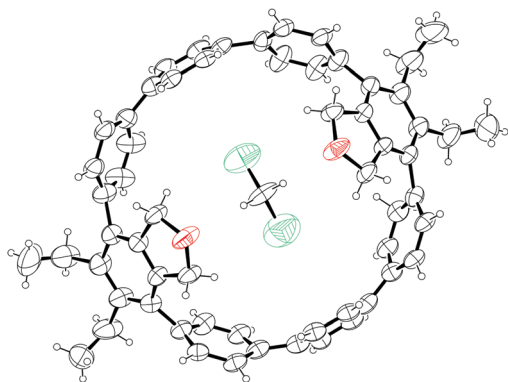
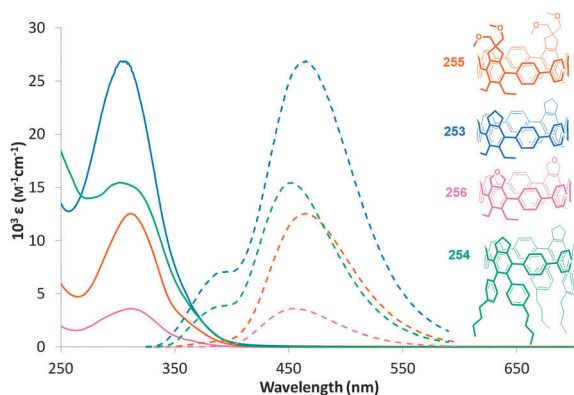


Scheme 53 Wegner's synthesis of annulated [8]CPP derivatives **253**–**256**.





Scheme 54 Jasti's synthesis of [5]CPP.

Fig. 83 ORTEP diagram of **256**·CH₂Cl₂, showing ellipsoids at 30% probability. H atoms are shown as spheres of arbitrary radius.Fig. 84 Absorption (solid lines) and fluorescence (dashed lines) spectra for **253–256**. Adapted with permission from ref. 99. Copyright 2014 American Chemical Society.

by the extra substitution. Computation predicts larger dihedral angles between adjacent phenylene units due to the annulation and indeed, the X-ray structure of **256** shows a dihedral angle in the solid state of 53.8° between the annulated phenylene and its adjacent ring. This is higher than any dihedral angle in the parent [8]CPP. A strength of Wegner's route to CPP derivatives is the use of a late-stage diversification, allowing access to multiple CPP derivatives from a common precursor. In closing,

it should be noted that an alternative route to the annulated [8]CPPs, namely using the [2+2+2] cycloaddition as the very final step, was reportedly unsuccessful. The Wegner group have also reported on how the [2+2+2] rhodium-catalysed alkyne cyclotrimerisation could be diverted down a different reaction pathway as a result of ring strain.¹⁰⁰

In March, Jasti published a synthesis of [5]CPP in which a palladium catalysed boronate homocoupling was employed as the key macrocyclisation step (Scheme 54).¹³ It should be noted at the outset that although this paper was published several weeks after Yamago's report on [5]CPP, Jasti's manuscript was submitted for publication five days prior to the submission of Yamago's manuscript. Jasti's route to [5]CPP is distinct from Yamago's, starting as it does from 5-ring acyclic building block **120** that was previously employed to access [10]CPP (Scheme 32). Macrocyclised **257** was first observed by the Jasti group as a very minor byproduct in the reaction of **120** with **87** to give **121** (Scheme 32). Realising that **257** potentially offered access to [5]CPP, the group set about optimising conditions for the deliberate formation of **257**, finding that use of high dilution and an equivalent of potassium fluoride effected boronate homocoupling to give **257** in 52% yield. Based on Jasti's previous work, dissolving metal reduction of **257** was expected to furnish [5]CPP. However, when **257** was treated with excess sodium naphthalenide at -78 °C, a stable dianion was formed (by reductive cleavage of two of the possible four C–O bonds) which did not react further to give [5]CPP. If the temperature was raised, decomposition occurred. Instead, if the dianion was quenched with methanol, reduced macrocycle **258** could be isolated in good yield. As **258** is at the same oxidation state as the target CPP, treatment with a base instead of a reductant was found to effect smooth elimination of two equivalents of methanol, giving [5]CPP in 69% yield. The concise nature of the synthesis, in conjunction with the high yields in each step, allowed the Jasti group to prepare 195 mg of [5]CPP. In addition, X-ray crystal structures were secured, not only for the novel intermediates **257** and **258**, but also for [5]CPP itself (Fig. 85). The structure shows that the very high strain inherent in [5]CPP manifests itself partly in the form of a significant deviation away from planarity in the phenylene units. Despite this, the observed bond lengths indicate that benzenoid character is retained.



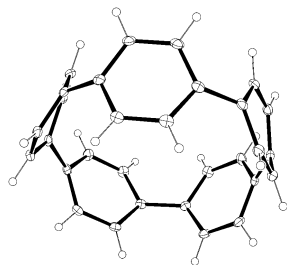


Fig. 85 ORTEP diagram of [5]CPP, showing ellipsoids at 30% probability. H atoms are shown as spheres of arbitrary radius.

In March, Sato and co-workers published a study on [6]CPP in which the distortion away from a structure of D_{6h} symmetry was considered in the context of pseudo-Jahn–Teller distortion.¹⁰¹ They employed vibronic coupling density analysis, determining that the instability of the D_{6h} conformer primarily arises from the orbital vibronic couplings for the b_{1g} vibrational mode (primarily coupling of the frontier orbitals and the σ -type occupied/unoccupied molecular orbitals).

Kanemitsu and co-workers disclosed their studies on exciton recombination dynamics in CPPs, which they studied using steady-state and time-resolved photoluminescence spectroscopy.¹⁰² They determined that the photoluminescence lifetime was dependent both on temperature and CPP ring size. As shown in Fig. 86, photoluminescence lifetime increases dramatically with CPP ring size at a constant temperature. Fig. 87 illustrates the effect of temperature for a given CPP, and a trend can be discerned here too, namely that an increase in temperature extends the photoluminescence lifetime. On the basis of the presented results, Kanemitsu concludes that excited state spreads out as the number of phenylene units increases (given the dependence of photoluminescence lifetime on CPP ring size). In addition, Kanemitsu concludes that the excitons in CPPs are delocalised and that their thermal distribution renders the photoluminescence lifetime temperature dependent.

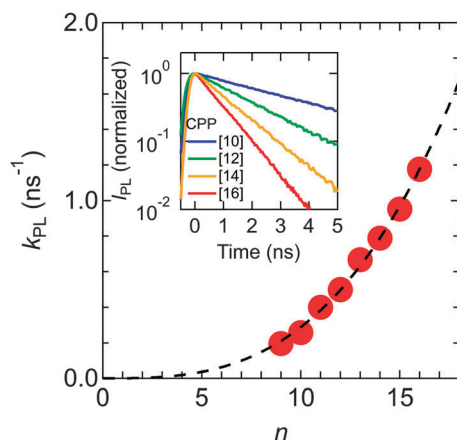


Fig. 86 The photoluminescence decay rate, k_{PL} , at room temperature as a function of the number of benzene rings, n . The inset shows the photoluminescence decay curves of the $[n]$ CPPs ($n = 10, 12, 14, 16$). Reproduced with permission from ref. 102. Copyright 2014 Royal Society of Chemistry.

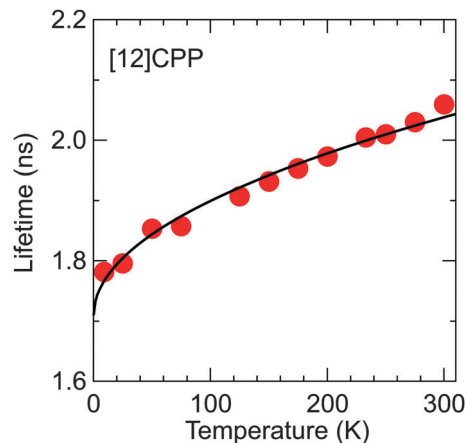


Fig. 87 The temperature dependence of the photoluminescence lifetime of [12]CPP embedded in a poly(methyl methacrylate) matrix. Reproduced with permission from ref. 102. Copyright 2014 Royal Society of Chemistry.

The Itami group reported the concise synthesis of a dimer of [10]CPP from a chloro-[10]CPP monomer, relying on their previously developed methodology (Scheme 55).¹⁰³ Whereas the Jasti group had previously reported molecules containing two [8]CPP rings (**135** and **136**, Fig. 51), those were linked by phenylene or naphthylene linkers. In contrast, Itami's target (**262**) is the first true CPP dimer. Itami reasoned that **262** would be accessible by nickel-mediated dimerisation of chloro-[10]CPP **261**. The idea of accessing **261** by direct chlorination of [10]CPP was considered but not pursued, as it would likely result in overhalogenation giving a mixture of mono, di, tri-halogenated CPPs, as well as unreacted CPP, the separation of which would be exceedingly difficult. Instead, Itami sought to synthesise a [10]CPP precursor that already possessed a chloro substituent prior to aromatisation. To this end, building block **98** (prepared previously by the Itami group in their “9+1” synthesis of [10]CPP, see Schemes 26 and 27) was coupled with bis(boryl) 1-ring fragment **259** (a monochloro analogue of **76**) *via* the dual intermolecular/intramolecular Suzuki–Miyaura protocol to give macrocycle **260**. This in turn underwent the elimination/aromatisation sequence to give **261**. Final dimerisation using the nickel-mediated protocol proceeded without any issue to give [10]CPP dimer **262**.

Both **261** and **262** exhibited extremely similar absorption and fluorescence spectra to [10]CPP. As regards the conformation of **262**, DFT modelling identified several local minima, which can be subdivided into “open” and “closed” conformations. As shown in Fig. 88, The global minimum is a “closed”-type conformer, with all identified “open” conformers lying at least 21.3 kJ mol⁻¹ higher in energy. The lowest energy TS for interconversions between open and closed conformers is located around 37 kJ mol⁻¹ higher in energy than the global minimum, as shown in Fig. 88. Itami comments that **262** is potentially a highly appropriate precursor for accessing a short SWCNT fragment oxidatively, although no studies to that effect are described.

Wang and co-workers reported the synthesis of a triply-annulated [9]CPP derivative that made use of a *p*-quinone



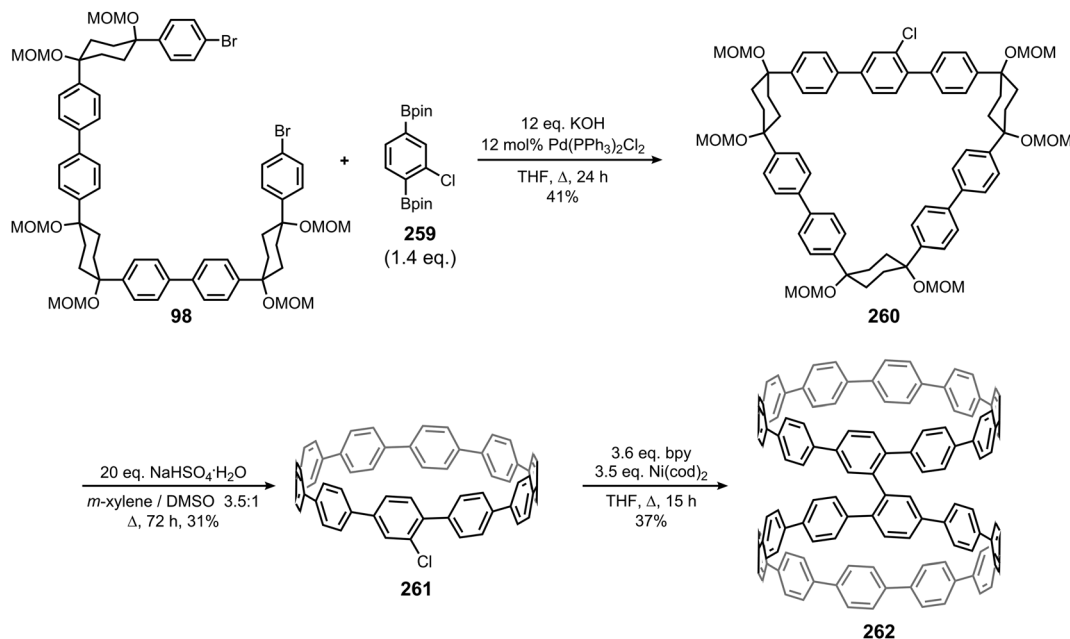
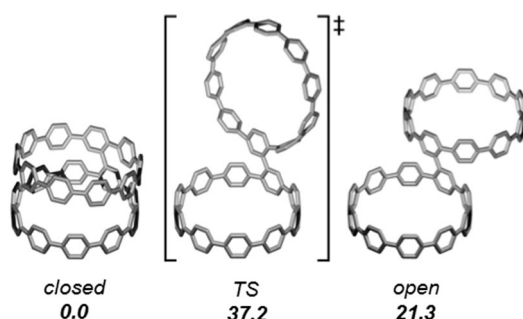
Scheme 55 Itami's synthesis of [10]CPP dimer **262**.

Fig. 88 Conformations of **262** and relative Gibbs free energies (in kJ mol^{-1}). Adapted with permission from ref. 103. Copyright 2014 American Chemical Society.

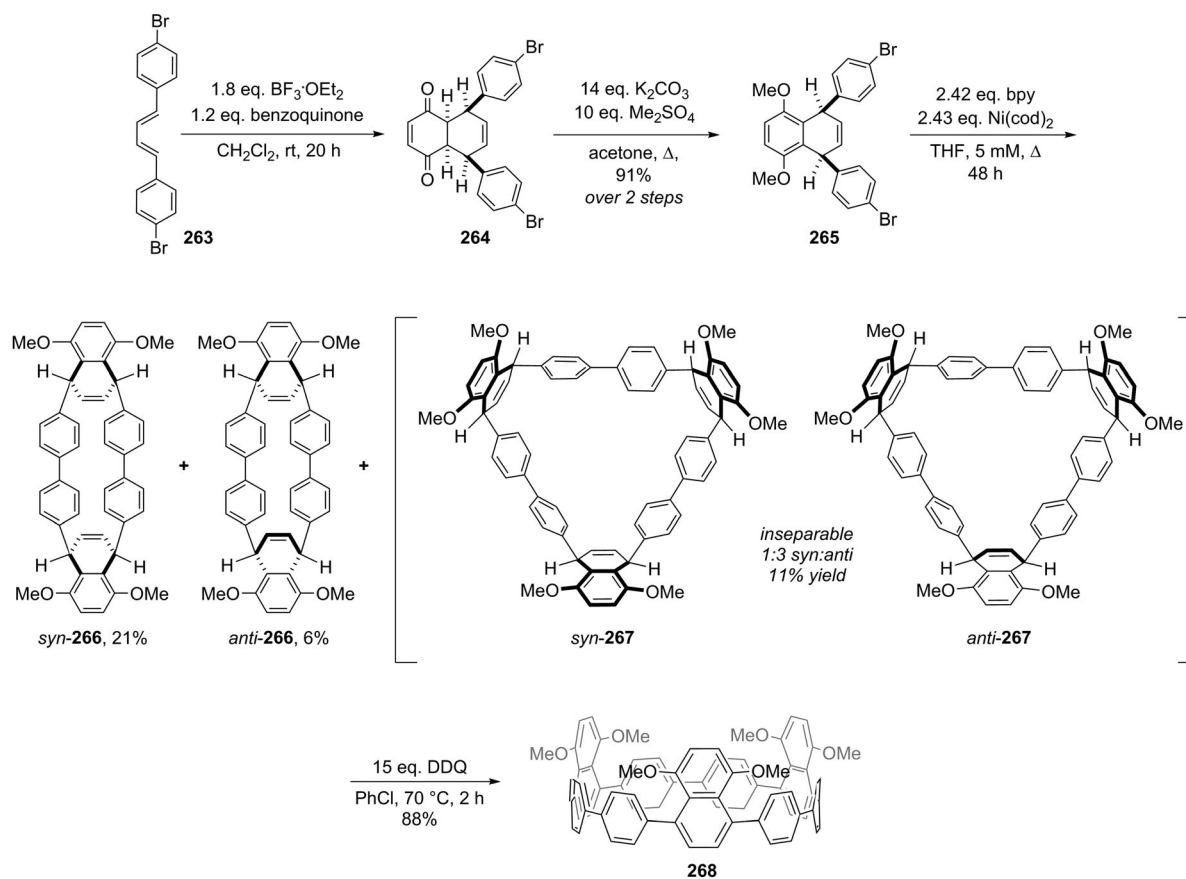
Diels–Alder reaction to access the necessary 3-ring building block.¹⁰⁴ Thus, as shown in Scheme 56, 1,4-diaryl diene **263** underwent a Diels–Alder cycloaddition to afford **264** (which exists in its diketo form in the solid state, as shown by X-ray crystallography). Methylation afforded **265**, which underwent the nickel-mediated “shotgun” macrocyclisation, giving both cyclodimers **266** and cyclotrimers **267**. For **266**, the *syn* and *anti* isomers were separable, and the structure of *syn*-**266** was established unambiguously by X-ray crystallography (Fig. 89). In contrast, for cyclotrimer **267**, separation of the *syn* and *anti* isomers was not possible.

The final aromatisation step in Wang's synthesis uses a different approach to that of Itami or Jasti. The non-aromatic rings in precursors **266** and **267** can be considered to be (benzannulated)1,4-cyclohexadienes, and are therefore more similar to Jasti's 1,4-cyclohexadiene-containing precursors as opposed to Itami's fully saturated cyclohexane-containing precursors. On the other hand, whereas Jasti's precursors are

aromatised under reducing conditions (by reductive cleavage of the sp^3 C–O bond), Wang's cyclohexadienes do not have any such C–O bond and are instead aromatised under oxidative conditions (more akin to Itami's approach). In the event, the Wang group were not able to aromatised either isomer of cyclodimer **266**, most likely due to the high strain energy which would be present in the expected doubly benzannulated [6]CPP product. However, the isomeric mixture of cyclotrimers **267** underwent oxidative aromatisation in good yield upon treatment with DDQ, giving triannulated [9]CPP derivative **268**. Wang notes that the mixture of two isomers gave rise to the single product **268**, which exhibited only a simple NMR spectrum, indicative of rapid interconversion of atropisomers. As a final point of note, the conditions required for the aromatisation of **267** (DDQ, 70 °C, 2 h) were appreciably milder than those typically used by Itami, perhaps because Wang's precursor required only a single oxidation of each non-aryl ring. In contrast, Itami's precursors (*e.g.* **199**, Scheme 46) require two eliminations (of the –OMOM groups) and oxidation per cyclohexyl ring in order to aromatised.

Isobe returned to the concept of the molecular bearing in 2014, reporting detailed X-ray crystallographic and solid state NMR studies on his (12,8)-[4]CC_{2,8}⊃C₆₀ system¹⁰⁵ (see Fig. 55). The solid state MAS (magic angle spinning) NMR data for (12,8)-[4]CC_{2,8}⊃C₆₀, consisted of a single resonance for C₆₀, shifted upfield by 3 ppm relative to its resonance in the absence of the nanobelt host. This implies rapid rolling of the journal in the bore on the NMR timescale, since if the journal were static, the various carbons of C₆₀ would be rendered inequivalent and multiple resonances would have been observed. Thus, the journal rolls freely in the bore, even in the solid state. The single resonance for C₆₀ in (12,8)-[4]CC_{2,8}⊃C₆₀ was observed at a range of temperatures (from –30 °C to +70 °C). More dramatic





Scheme 56 Wang's synthesis of triannulated [9]CPP derivative **268**.

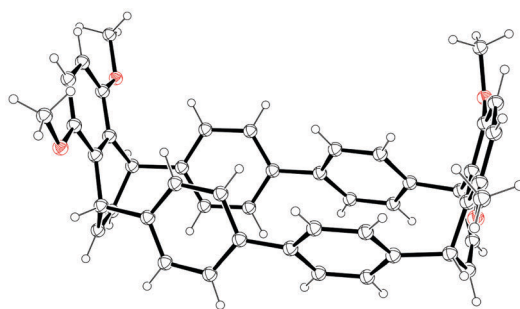


Fig. 89 ORTEP diagram of *syn*-**266**, showing ellipsoids at 30% probability. H atoms are shown as spheres of arbitrary radius. Only one of three molecules in the unit cell is shown for clarity.

evidence for the free rolling of the C_{60} journal in the solid state came from the crystallographic studies. Such free rolling gives rise to a large degree of disorder in the structure of (12,8)-[4]CC $_{2,8}$ ⊃ C_{60} , which hampered attempts to acquire useful diffraction data using in-house X-ray facilities, but use of synchrotron X-ray beamlines allowed for atomic resolution structures to be obtained for the empty host, (±)-(12,8)-[4]CC $_{2,8}$ (Fig. 90, left) and for (*M*)-(12,8)-[4]CC $_{2,8}$ ⊃ C_{60} (Fig. 90, right).

A noteworthy attribute of the crystal structure of (*M*)-(12,8)-[4]CC $_{2,8}$ ⊃ C_{60} is the presence of disordered C_{60} molecules – four disordered structures were identified (25% occupancy). Isobe

notes that such severe disorder may be indicative of only a very small energy difference between these structures, which would be a prerequisite for free journal rotation in the solid state. To gain further insight into the structure of (*M*)-(12,8)-[4]CC $_{2,8}$ ⊃ C_{60} , the Hirschfeld surfaces for the C_{60} guest (and also for the host) were calculated.^{106,107} The coloured representations of this Hirshfeld surface shown in Fig. 91 are coloured according to curvedness, shape index and d_e (distance to external atoms). Significantly, the “curvedness” surface is uniformly red in the equatorial region (the region in close proximity to the [4]CC nanobelt host). The lack of nodes in this region indicates a lack of geometric inflection, again indicative of free rotation of the bearing in the solid state. In contrast, Fig. 92 shows the Hirshfeld surface calculated by Isobe from Jasti's previously reported crystal structure of [10]CPP⊃ C_{60} – inflection points can be clearly seen in the equatorial region (yellow lines). This signifies that C_{60} does not freely rotate in the [10]CPP host in the solid state. The authors also point out the Hirshfeld surface for (*M*)-(12,8)-[4]CC $_{2,8}$ ⊃ C_{60} , coloured for shape index (Fig. 91, third from left), shows green lines in a helical pattern, as a consequence of the helical chirality of the nanobelt. Finally, Isobe comments that the dynamic motion in the solid state uncovered here for the first time is very encouraging for the development of friction-free molecular machines.



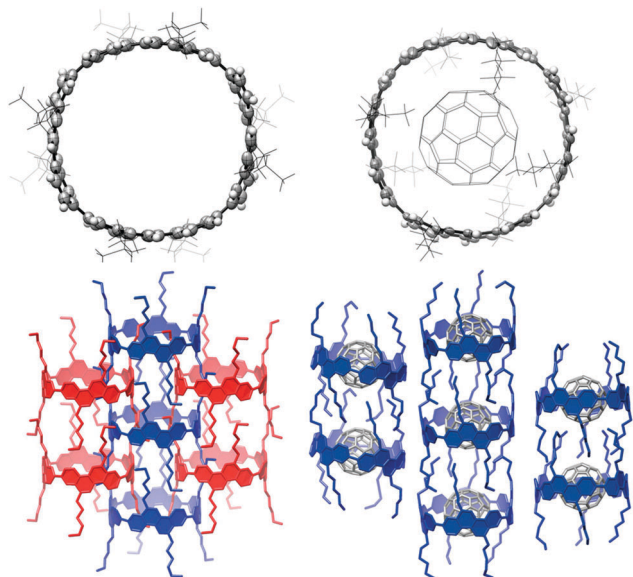


Fig. 90 Molecular structures from synchrotron X-ray diffraction analysis of a single crystal. For molecular structures viewed from the top, the hexyl chains and C_{60} are shown as wireframe diagrams, and the chrysenylenes are shown in ORTEP diagrams with thermal ellipsoids at the 30% level. For the packing structures viewed from the side, the (*P*)- and (*M*)-structures are coloured in red and blue, respectively. Solvent molecules with disorder are omitted for clarity. (left) Structures of (\pm) -(12,8)-[4]CC_{2,8}. For the molecular structure, the (*M*)-structure is shown. Disordered hexyl chains are found, and one representative structure is shown. (right) Structures of (*M*)-(12,8)-[4]CC_{2,8} \supset C_{60} . One of the representative structures for four disordered C_{60} molecules (25% occupancy) and hexyl chains are shown. Reproduced with permission from ref. 105. Copyright 2014 National Academy of Sciences, USA.

Yamago described the application of his platinum squares methodology to the synthesis of a cyclic tetramer of pyrene, [4]CPY.¹⁰⁸ Whereas Itami had previously synthesised a pyrene-containing nanoring (designated “[12,2]CPPyr”, see Scheme 46), Yamago’s [4]CPY consists solely of pyrene units, with no interspersed phenylene units. Yamago’s synthesis commences with pyrene itself, but its oxidation state changes over the course of the synthesis. Thus, reduction, bromination

and metallation of pyrene (not shown) afford distannyl building block **269**. As shown in Scheme 57, this readily forms the corresponding tetraplatinum complex **270**. In this instance, the cod ligand is not exchanged for a dppf ligand, as was the case in Yamago’s previous syntheses. Reductive elimination of platinum from **270** could not be induced cleanly by treatment with bromine, but instead it was found that excess triphenylphosphine furnished the desired [4]CHPY in good yield. Finally, [4]CHPY underwent oxidative aromatisation over palladium on carbon at high temperature, giving [4]CPY in near-quantitative yield.

Computational modelling (Fig. 93) had predicted that [4]CPY would be electronically very similar to [8]CPP, but very different from a linear oligopyrene, in which the individual pyrene units are electronically isolated. [4]CHPY was characterised electrochemically and its oxidation potential was found to be 0.56 V (vs. Fc/Fc⁺) by differential pulse voltammetry, almost identical to the value for [8]CPP.

[4]CPY exhibited absorption and fluorescence spectra (Fig. 94a) which are certainly more similar to those of [8]CPP than pyrene, although some key differences are evident, such as an absorption maximum at shorter wavelength (311 nm). Interestingly, [4]CPY showed concentration-dependent fluorescence (Fig. 94b), suggestive of the formation of intermolecular excimers.

López Navarrete, Baonza, Casado and co-workers reported a study that utilised Raman infrared spectroscopy to probe several aspects of CPP chemistry.¹⁰⁹ In the first instance, the group paid particular attention to the radial breathing mode in the Raman IR spectra of the CPPs under study ([6]- to [12]CPP), as this has previously been used to discern information about the diameter of SWCNTs. For CPPs, a clear inverse relationship was demonstrated between the frequency of this particular mode and the diameter of the CPPs. A second key finding of the work concerned the effect of mechanical stress on CPPs. Application of an external pressure has a profound effect on the Raman spectra of CPPs, as shown in Fig. 95. It can be seen that for both [6]CPP and [12]CPP, the spectrum under pressure (pink line) is appreciably different from that beforehand (dotted line). Upon release of pressure, the spectrum for the sample [12]CPP essentially returns to that observed before the

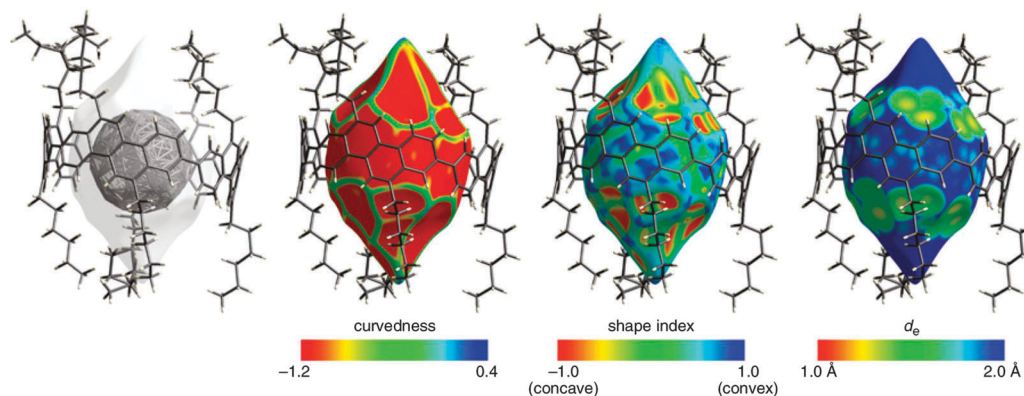


Fig. 91 Hirshfeld surface of (*M*)-(12,8)-[4]CC_{2,8} \supset C_{60} with disordered structures. Solvent molecules with disorders are omitted for clarity. Curvedness, shape index, and d_e (distance from external atoms) are mapped in colours over the Hirshfeld surfaces. Reproduced with permission from ref. 105. Copyright 2014 National Academy of Sciences, USA.



pressure was applied. On the other hand, the application of pressure to [6]CPP appears to induce a permanent deformation, since the spectrum after the release of pressure (solid black line) bears only partial resemblance to the spectrum before the pressure was applied.

In an interesting extension of the above experiment, a 1:1 mixture of [6]CPP and [12]CPP was also subjected to high pressure, to determine if a [12]CPP \supset [6]CPP inclusion complex could be formed. It was anticipated that such a complex would protect the inner [6]CPP ring from deformation (a similar effect having been reported previously for double-walled carbon nanotubes). In the event, only very small changes were observed in the Raman spectrum, suggesting that effective encapsulation of [6]CPP had prevented its collapse. This result represents the first experimental evidence for the kind of CPP \supset CPP encapsulation first posited by Fomine (*cf.* Fig. 39).

Finally, the [10]CPP \supset C₆₀ inclusion complex was studied under high pressure, and the results that were obtained are highly suggestive of the formation of a charge transfer complex under these conditions. Fig. 96 shows the spectra for [10]CPP \supset C₆₀, both in solution and at high pressure. For comparison, the spectra of neutral C₆₀, the C₆₀ radical anion, neutral [10]CPP and the [10]CPP radical cation are also presented. It can be seen that the application of pressure to a sample of [10]CPP \supset C₆₀ leads to the appearance of new Raman bands which are identical to those for C₆₀^{•-} and [10]CPP^{•+}. Interestingly, the group also report a similar effect with [9]CPP and C₆₀, (but not with [11]CPP and C₆₀) even though Yamago could not discern any interaction between [9]CPP and C₆₀ by NMR in solution (*cf.* Fig. 25).

Majima and Fujitsuka reported a study on the optoelectronic properties of CPPs, specifically concerned with triplet-excited CPPs.¹¹⁰ They carried out phosphorescence measurements on [n]CPPs (n = 8 to 12) and the spectra they obtained are shown in Fig. 97. A clear correlation between CPP ring size and the emission maximum is seen, with shorter wavelengths being observed for larger CPP ring sizes; implicit in this is that the energy of the T₁ state increases with an increase in phenylene units, the opposite of the trend seen in linear oligophenylenes.

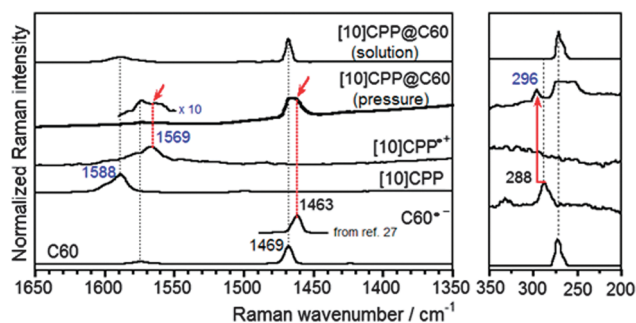


Fig. 96 785 nm Raman spectra of 1:1 CHCl₃ solution mixtures of [10]CPP and C₆₀ and in solid state after the application of a 6 GPa pressure. The spectra of the neutral C₆₀ and [10]CPP together with those of the C₆₀ anion and of the CPP radical cation are also shown. Reproduced with permission from ref. 109. Copyright 2014 Wiley-VCH Verlag GmbH & Co. KGaA, Weinheim.

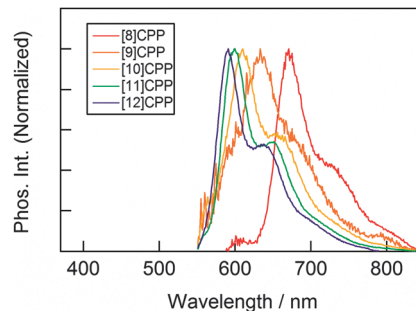


Fig. 97 Normalized phosphorescence spectra of [n]CPP (n = 8–12) in EET solvent at 77 K. Excited at 350 nm. Phosphorescence spectra were measured by applying gate between 50 μ s and 1 ms after excitation. Reproduced with permission from ref. 110. Copyright 2014 American Chemical Society.

Flash photolysis experiments permitted the triplet lifetimes (τ_T) to be determined and these were found to be essentially invariant with CPP ring size, at around 60 μ s.

Additional experiments permitted the determination of rate constants for various deactivation processes, which were different for each CPP under study. On this basis, schematic representations of the fates of the excited state(s) for [8]CPP and [12]CPP were presented, and these are reproduced in Fig. 98. A key finding of this study was that for the smaller CPPs, the energies of the T₁ states were even lower than those of oligophenylenes, suggesting applications for the smaller CPPs as low band gap materials.

The day after Majima and Fujitsuka's above-mentioned study was published, two papers on inclusion complexes of nanobelts were published. Isobe returned to the (12,8)-[4]CC_{2,8} \supset C₆₀ system he had previously studied extensively, this time probing its photoinduced electron transfer processes. In common with Majima and Fujitsuka, the Isobe group employed flash photolysis to gather data on the fate of the excited state

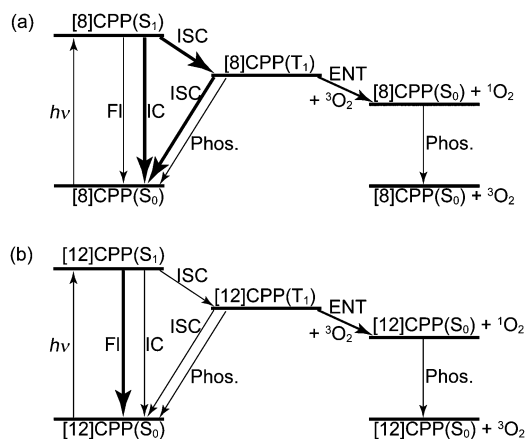


Fig. 98 Schematic energy diagrams of deactivation pathways of (a) [8]CPP and (b) [12]CPP. "Fl", "IC", "ISC", "ENT" and "Phos" are fluorescence, internal conversion, intersystem crossing, energy transfer, and phosphorescence, respectively. Major deactivation pathways are indicated by bold arrows. Reproduced with permission from ref. 110. Copyright 2014 American Chemical Society.



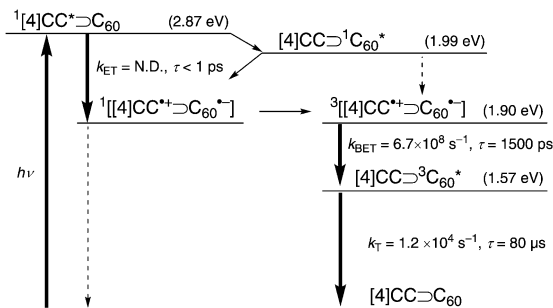


Fig. 99 Energetics of photodynamic processes in (P)-(12,8)-[4]CC_{2,8} ⊃ C₆₀. The bold arrows show the pathway confirmed by the present study, and the broken arrows show potential minor pathways. Reproduced with permission from ref. 111. Copyright 2014 American Chemical Society.

formed upon photoirradiation of (12,8)-[4]CC_{2,8} ⊃ C₆₀.¹¹¹ Electron paramagnetic resonance spectroscopy was also used, which confirmed the formation of (12,8)-[4]CC_{2,8}^{•+} and C₆₀^{•-}, as well as a signal corresponding to a triplet charge-separated state. The key findings of Isobe's work are summarised in Fig. 99.

The other paper published on the same day was from López Navarrete, Baonza, Casado and co-workers, who built on their earlier work on the effects of high pressure on CPP fullerene inclusion complexes.¹¹² They systematically studied the association of C₇₀ with [9]- to [12]CPP. In the cases of [10]CPP ⊃ C₇₀ and [11]CPP ⊃ C₇₀, spectra were acquired at several different pressures, allowing trends to be discerned in the relationship between the applied pressure and the frequency of certain bands in the Raman IR spectrum (Fig. 100). Further Raman studies provided evidence for some reorientations of the host-guest complex under certain conditions. For example, [10]CPP ⊃ C₇₀ ordinarily adopts a conformation where the CPP encircles the equatorial region of the fullerene (*cf.* Fig. 64–66), but under high pressure, it instead adopts a conformation more akin to a “standing” conformation of C₇₀ in the host, associated with a deformation of the CPP away from a circular conformation, a process which appears to be irreversible. On the other hand, [11]CPP ⊃ C₇₀, which ordinarily adopts a “standing” conformation of C₇₀, is comparatively resistant to

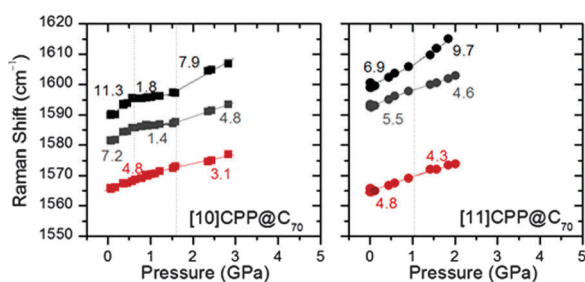


Fig. 100 Evolution of the Raman frequencies of the G modes of the [10]CPP ⊃ C₇₀ and [11]CPP ⊃ C₇₀ samples as a function of pressure. Inserted values correspond to the pressure coefficients of each linear trend expressed in units of cm⁻¹ GPa⁻¹. Black and grey dots correspond to the G1 and G2 bands of the [n]CPPs, respectively, while red dots correspond to the 1565 cm⁻¹ band of C₇₀. Reproduced with permission from ref. 112. Copyright 2014 Royal Society of Chemistry.

the effects of pressure on its conformation, but instead reorients under conditions of high temperature, with the CPP moving to encircle the equatorial region of C₇₀.

In the context of the studies above, mention should be made of a study by Zhao, published some few days later, which concerned a theoretical treatment of a fullerene inclusion complex, [6]CPPA ⊃ C₇₀, although the host in this instance was a cycloparaphenyleneacetylene, *i.e.* not a CPP derivative.¹¹³

A second study in as many months from Fujitsuka, Majima and co-workers concerned the properties of CPP radical cations and anions.¹¹⁴ In order to observe the radicals spectroscopically, they were generated using irradiation with ionising radiation (*i.e.* γ-rays): a matrix of butyl chloride containing the CPP of interest as a solute was irradiated at 77 K, resulting in the formation of butyl chloride radical cations, which in turn abstracted an electron from the CPP solute molecules. Conversely, generation of CPP radical anions necessitated a matrix of 2-methyltetrahydrofuran, which is known to form radical anions of solute by an analogous process. When absorption spectra were acquired for the radicals so generated, a counter-intuitive trend was observed – for both the cations and anions, the absorption in the near infrared moved to lower energies as CPP ring size increased. This is the opposite of the by now well-established trend for the neutral CPPs, namely that the HOMO–LUMO transition energy increases with increasing CPP ring size. In an attempt to rationalise this finding, the group undertook computational modelling. Fig. 101 shows the calculated orbital energy levels for [12]CPP, its radical cation and radical anion; the main transitions responsible for the near-IR absorptions are shown as red arrows, whereas the main transitions responsible for the UV/vis absorptions are shown as blue arrows. The key to rationalising the trend for lower-energy near-IR absorption with increasing ring size is to recognise which orbitals are involved. Thus, in the radical cation, it is the transition from HOMO – 1/HOMO – 2 to the HOMO which is key, which correspond to HOMO – 1/HOMO – 2 and the HOMO in the corresponding neutral CPP. As can be seen in Fig. 102, as CPP ring size increases, the HOMO → LUMO gap increases, but the HOMO – 1/HOMO – 2 → HOMO gap decreases. A similar argument explains the trend for the radical anions: as CPP ring size increases, the HOMO → LUMO gap increases, but the LUMO → LUMO + 1/LUMO + 2 gap decreases.

Irle and Reddy reported an extensive study on vibronic effects on the photophysical properties of CPPs.¹¹⁵ Amongst other findings, their work rationalises the fairly constant absorption maximum seen at λ ≈ 340 nm (regardless of CPP ring size) on the basis of Jahn–Teller and pseudo-Jahn–Teller effects in the S₂ and S₃ states (which are doubly degenerate). They found that vibronic coupling between the S₁ state and the higher excited singlet states increases with CPP ring size and as such, the ostensibly forbidden S₀ → S₁ transition becomes increasingly allowed as CPP ring size goes up. Their work also leads to a proposition which needs to be tested experimentally: that the absence of “visible” fluorescence for [6]CPP is somewhat of a misnomer, as a fluorescence emission is actually predicted in the near-infrared region, such an extremely large



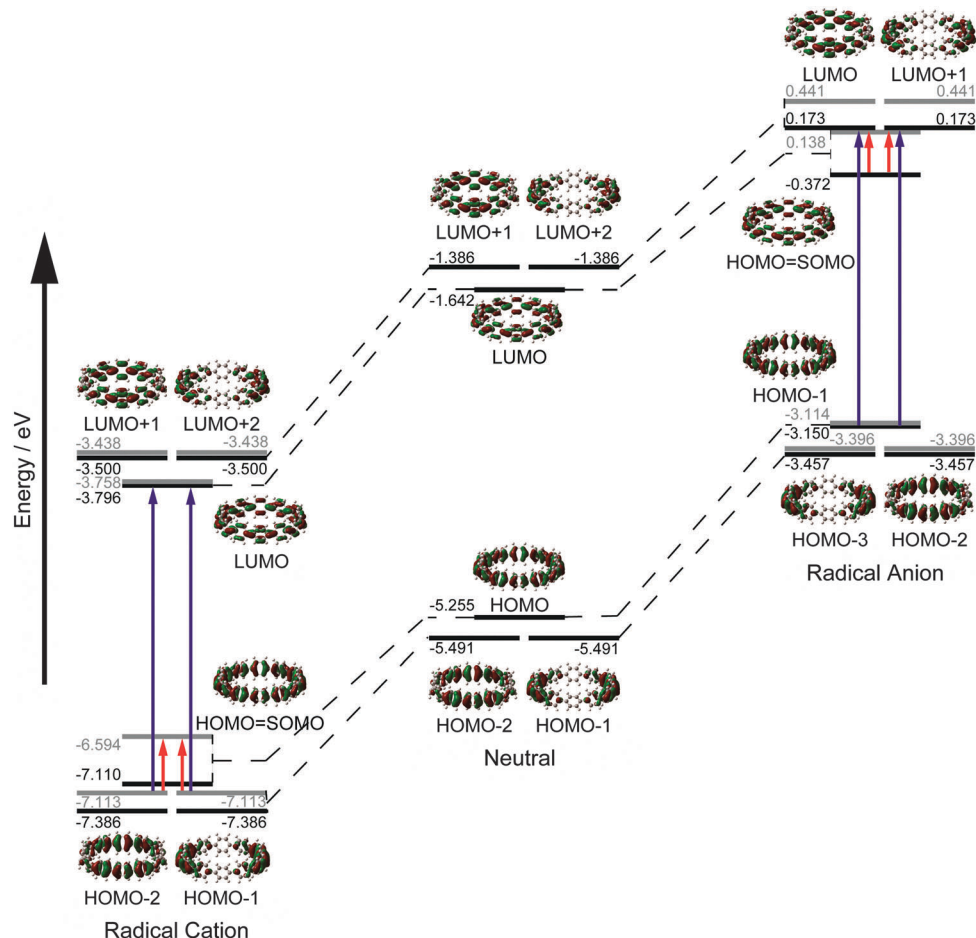


Fig. 101 Energy levels and MO patterns of radical cation, neutral, and radical anion states of [12]CPP calculated at the (U)B3LYP/6-31G(d) level assuming D_{6d} symmetry as a representative. Numbers indicate energy levels in eV units. For the radical cation and radical anion, MO levels for α and β electrons are indicated by black and grey, respectively. Main transitions, which provide near-IR and UV absorption bands, are indicated by red and blue arrows, respectively. Reproduced with permission from ref. 114. Copyright 2014 American Chemical Society.

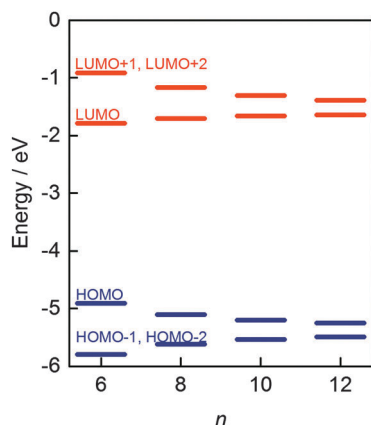


Fig. 102 Molecular orbitals for [n]CPPs, calculated at the B3LYP/6-31G(d) level of theory. Reproduced with permission from ref. 114. Copyright 2014 American Chemical Society.

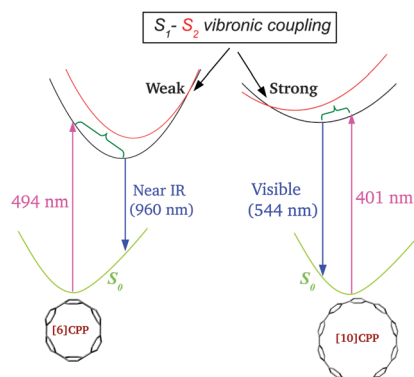


Fig. 103 Molecular orbitals for [n]CPPs, calculated at the B3LYP/6-31G(d) level of theory. Reproduced with permission from ref. 115. Copyright 2014 American Chemical Society.

Stokes shift being accounted for by the large structural changes upon photoexcitation of [6]CPP and comparatively weak excited state vibronic coupling compared to larger CPPs (Fig. 103).

Wegner published a review on CPPs with specific focus on substituted CPPs,¹¹⁶ which was followed by a report from Yamago and co-workers on La@C₈₂@[11]CPP.¹¹⁷ Whereas Itami and Sinozara had already published on Gd@C₈₂@[11]CPP in the



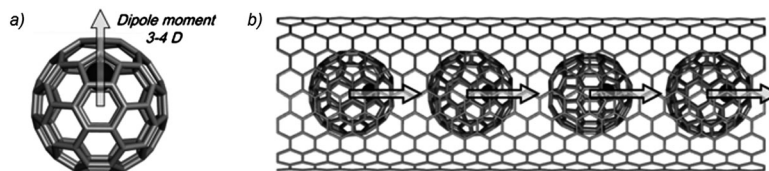


Fig. 104 (a) Dipole moment of an endohedral metallofullerene. (b) Alignment of dipoles in an endohedral metallofullerene-SWCNT "peapod" complex. Adapted with permission from ref. 117. Copyright 2014 Wiley-VCH Verlag GmbH & Co. KGaA, Weinheim.

context of purification of endohedral metallofullerenes (Fig. 82), this report from Yamago concerns the characterisation of charge transfer phenomena observed in $\text{La@C}_{82}\text{@[11]CPP}$. Of particular interest are the comparisons Yamago has been able to draw between $\text{La@C}_{82}\text{@[11]CPP}$ and fullerene-SWCNT "peapods". As shown in Fig. 104a, it is known that endohedral metallofullerenes have appreciable dipoles due to the localisation of the metal atom near the edge of the fullerene cage; this in turn is due to partial charge transfer from the metal to the fullerene. Furthermore, it is known that in metallofullerene-SWCNT peapods, the dipoles of the "peas" align as shown in Fig. 104b, due to "pea-pea interactions".

Upon successful synthesis of $\text{La@C}_{82}\text{@[11]CPP}$, a Job's plot confirmed the 1:1 stoichiometry. A shift in the $^1\text{H-NMR}$ resonance of [11]CPP upon addition of La@C_{82} was clearly observed; conversely, [10]CPP did not interact with La@C_{82} as shown by NMR, despite previous reports of encapsulation of La@C_{82} in (10,10)-SWCNTs.¹¹⁸ Extensive electrochemical characterisation of $\text{La@C}_{82}\text{@[11]CPP}$ was carried out, both by cyclic voltammetry and differential pulse voltammetry. For comparison, $\text{C}_{60}\text{@[10]CPP}$ was also subjected to the same characterisation – it was found that for both C_{60} and [10]CPP, redox potentials were unaffected by complexation, but that for $\text{La@C}_{82}\text{@[11]CPP}$, significant changes in the potentials occurred. In *ortho*-dichlorobenzene appreciable shifts to more negative potentials were observed for $\text{La@C}_{82}\text{@[11]CPP}$ compared to La@C_{82} , both by CV and DPV (Fig. 105a). In a more polar solvent, nitrobenzene (Fig. 105b), the same cathodic shift was observed.

The Yamago group carried out computational modelling of $\text{La@C}_{82}\text{@[11]CPP}$, locating two minima, which are depicted as "A" and "B" in Fig. 106. In conformer A, the metal atom is found in close proximity to the CPP nanobelt and the dipole of La@C_{82} is only 2° away from being perpendicular to the CPP tube axis. In contrast, conformer B involves the dipole of La@C_{82} being oriented almost parallel to the CPP tube axis. Whereas conformer B more closely mimics the arrangement seen in La@C_{82} -SWCNT peapods (Fig. 104b), it is in fact conformer A which was computed to be lower in energy. The group obtained an X-ray crystal structure for $\text{La@C}_{82}\text{@[11]CPP}$ (Fig. 107), which shows that in the solid state $\text{La@C}_{82}\text{@[11]CPP}$ adopts a conformation which is not particularly close to either of the two computed minima, having the dipole at 66° to the CPP tube axis. Yamago notes that $\text{La@C}_{82}\text{@[11]CPP}$ lacks the "pea-pea" interactions that operate in La@C_{82} -SWCNT and hence there is less impetus for the dipole(s) of La@C_{82} to align with the tube axis.

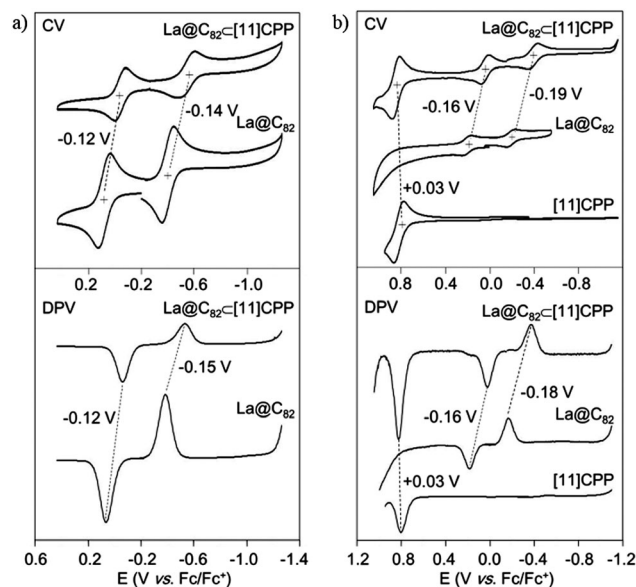


Fig. 105 Electrochemical behaviour of $\text{La@C}_{82}\text{@[11]CPP}$, La@C_{82} , and [11]CPP. Cyclic voltammograms and differential pulse voltammograms of $\text{La@C}_{82}\text{@[11]CPP}$, La@C_{82} , and [11]CPP are shown in (a) *ortho*-dichlorobenzene and (b) nitrobenzene with Bu_4NPF_6 . Reproduced with permission from ref. 117. Copyright 2014 Wiley-VCH Verlag GmbH & Co. KGaA, Weinheim.

Tretiak and co-workers have disclosed their theoretical studies on the optoelectronic properties of CPPs.¹¹⁹ The group employed time-dependent DFT and excited state dynamics simulations, determining that rapid (> 100 fs) self-trapping of the lowest excitonic state due to electron-phonon coupling gives rise to localised excitation (albeit only for the larger CPPs). Fig. 108a depicts the group's calculated ground and excited state geometries for [6]-, [9]- and [12]CPP, and Fig. 108b depicts the calculated transition densities. For [12]CPP, Fig. 108c depicts the transition dipoles for the various states. The spatial localisation of the excitons renders the Condon approximation invalid and results in breaking of the optical selection rules.

Isobe's most recent report on CPPs and related nanostructures describes the encapsulation of fullerenes in his previously reported $(P)\text{-(12,8)-[4]CA}_{2,8}$ (Fig. 58).¹²⁰ The main focus of the Isobe group's report is to compare these new $(P)\text{-(12,8)-[4]CA}_{2,8}\text{@C}_{60}$ and $(P)\text{-(12,8)-[4]CA}_{2,8}\text{@C}_{70}$ inclusion complexes (Fig. 109) with their previously reported $(P)\text{-(12,8)-[4]CC}_{2,8}\text{@C}_{60}$ and $(P)\text{-(12,8)-[4]CC}_{2,8}\text{@C}_{70}$ (Fig. 55 and 56). The key thermodynamic parameters for formation of the host-guest complexes were determined and it was found that the association constants (K_a) and ΔG values were very similar for all four



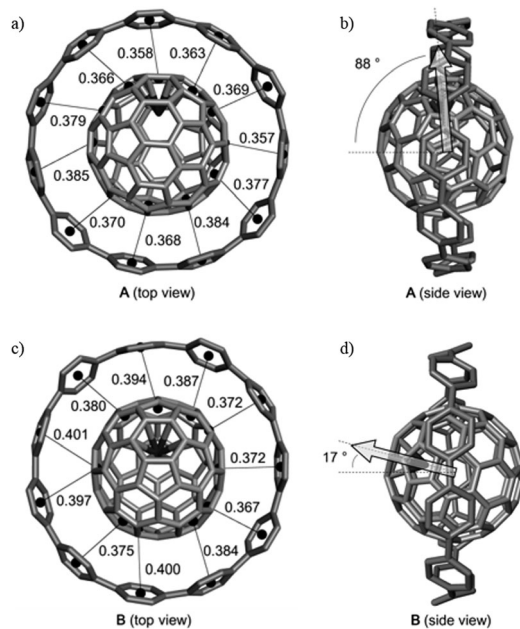


Fig. 106 Optimized structures of $\text{La@C}_{82}\text{@[11]CPP}$ conformer **A**, (a) top view and (b) side view, and conformer **B**, (c) top view and (d) side view, obtained through DFT calculations at the M06-2X/6-31G(d)-SDD level of theory. The numbers in (a) and (c) are the distances (nm) between the centroid of a phenylene unit of [11]CPP and the nearest centroid of a hexagon or pentagon of La@C_{82} . Arrows in (b) and (d) are the dipole moments of La@C_{82} , and the numbers in (b) and (d) indicate the tilt angles of the dipole moments from the CPP tube axis. Reproduced with permission from ref. 117. Copyright 2014 Wiley-VCH Verlag GmbH & Co. KGaA, Weinheim.

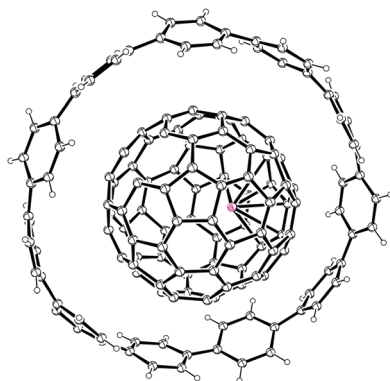


Fig. 107 ORTEP diagram of $\text{La@C}_{82}\text{@[11]CPP}$, showing ellipsoids at 30% probability. H atoms are shown as spheres of arbitrary radius. Solvent and disorder have been omitted for clarity.

supramolecular entities. However, the relative contributions of enthalpy and entropy to the Gibbs free energy were different for the [4] $\text{CA}_{2,8}$ complexes compared to the [4] $\text{CC}_{2,8}$ complexes. The [4]CA systems comprise a lengthened tube with respect to the [4]CC systems, as shown in Fig. 109. Values are reported for the length index (t_l) in each case, a parameter defined by Isobe as part of a broader system of nomenclature for nanobelts and nanotubes.¹²¹ For the lengthened-tube [4]CA systems, the enthalpic term was more highly favourable for complexation, but this was offset by a less favourable (or indeed unfavourable)

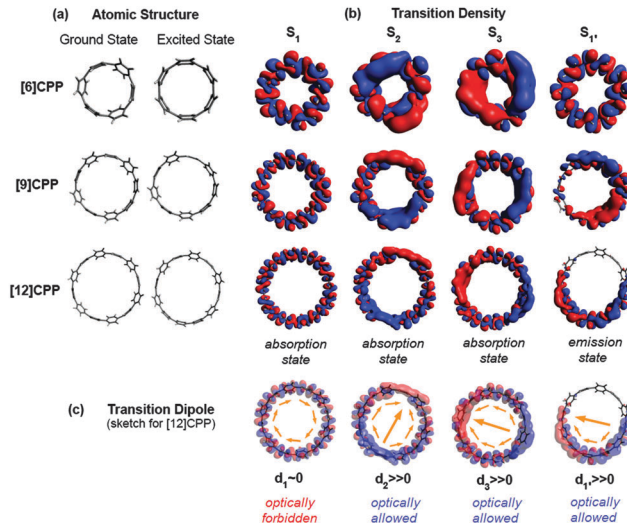


Fig. 108 (a) Structure of [6]-, [9]-, and [12]CPP molecules demonstrating conformational differences in the ground and excited states. (b) Orbital distribution of transition density for S_1 – S_3 and $S_{1'}$ transitions in [6]-, [9]-, and [12]CPPs. (c) Schematic of transition dipole shown for S_1 – S_3 and $S_{1'}$ transitions in [12]CPP. Red and blue colours correspond to negative and positive values of the transition density, respectively. Adapted with permission from ref. 119. Copyright 2014 American Chemical Society.

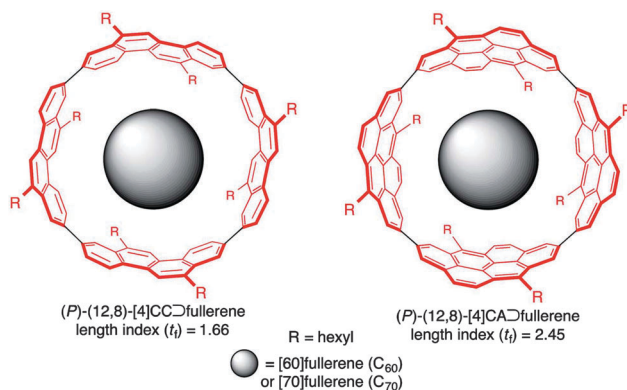
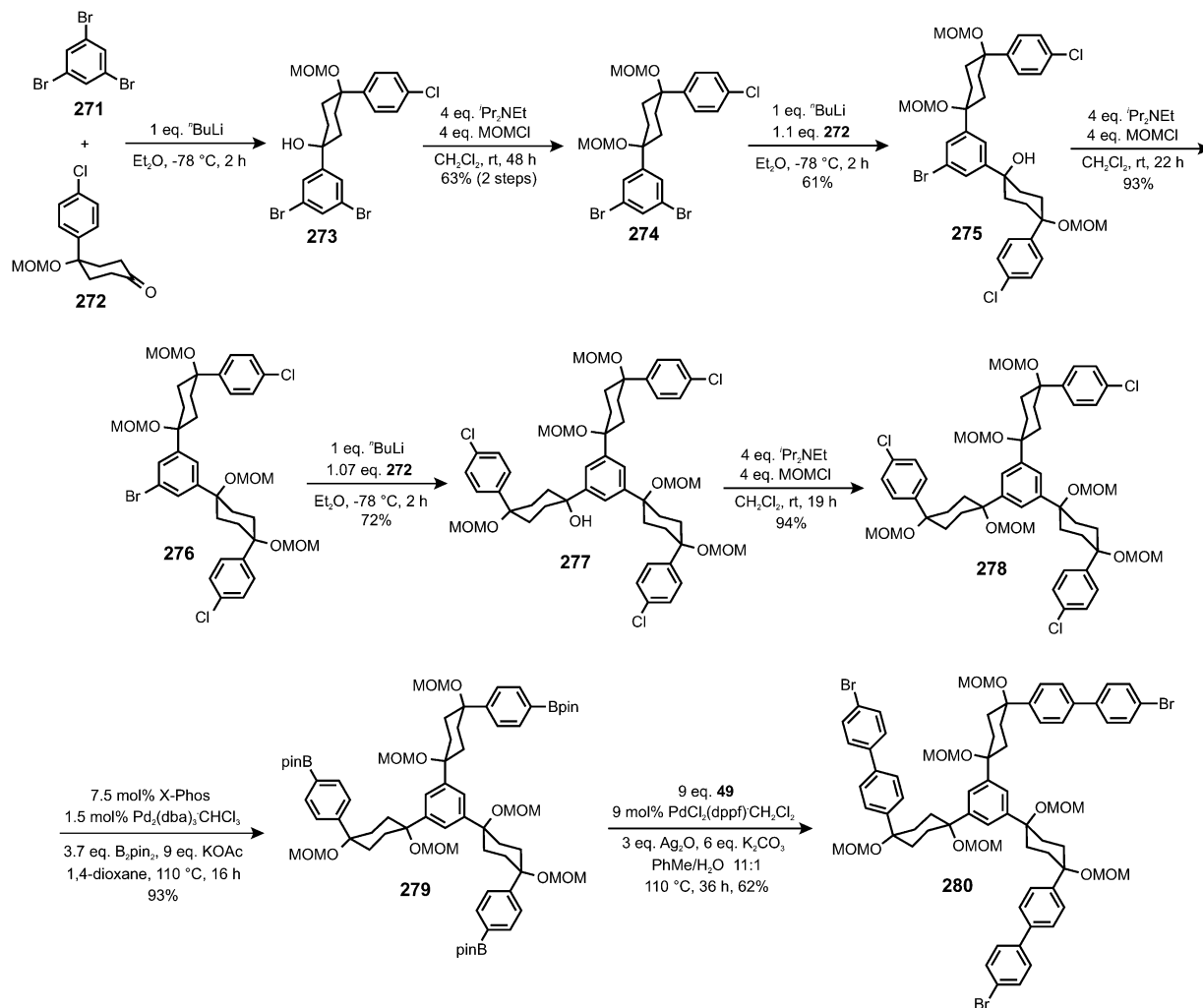


Fig. 109 $(P)\text{-}(12,8)\text{-}[4]\text{CA}_{2,8}\text{ fullerene}$ and $(P)\text{-}(12,8)\text{-}[4]\text{CC}_{2,8}\text{ fullerene}$, as reported by Isobe. Adapted with permission from ref. 120. Copyright 2015 Royal Society of Chemistry.

entropic term. To rationalise these findings, the Isobe group propose a model where the binding in $(P)\text{-}(12,8)\text{-}[4]\text{CA}_{2,8}\text{ fullerene}$ consists not only of more extensive π – π interactions than for the [4]CC system, but also significant CH– π interactions between the hexyl sidechains on the nano hoop and the fullerene (which entail an entropic penalty). The authors present NMR data that support the notion of free rotation of the fullerene journal in the [4]CA bore (*cf.* Fig. 56), as well as providing a Hirshfeld analysis of the crystal structure of $(P)\text{-}(12,8)\text{-}[4]\text{CC}_{2,8}\text{ C}_{60}$ (*cf.* Fig. 91) and computational data on the conformations of the alkyl side chains.

Itami, Segawa and co-workers followed their 2012 report⁶⁵ of a “carbon nanocage” Y-branching unit (131, Fig. 48) by extending this approach to the synthesis of Y-branching units of different sizes.¹²² The group give a full account of the synthetic





Scheme 58 Synthesis of pseudo-hemispherical building blocks for nanocage construction.

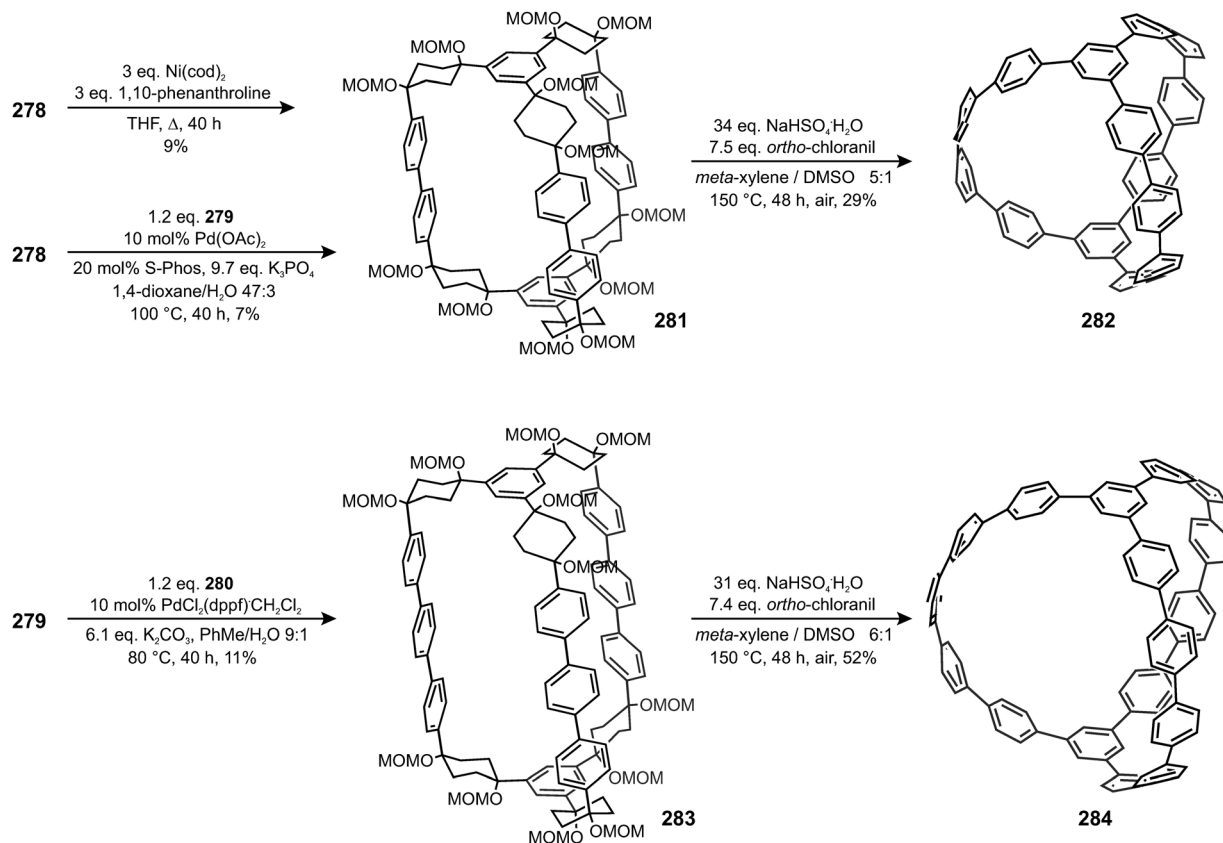
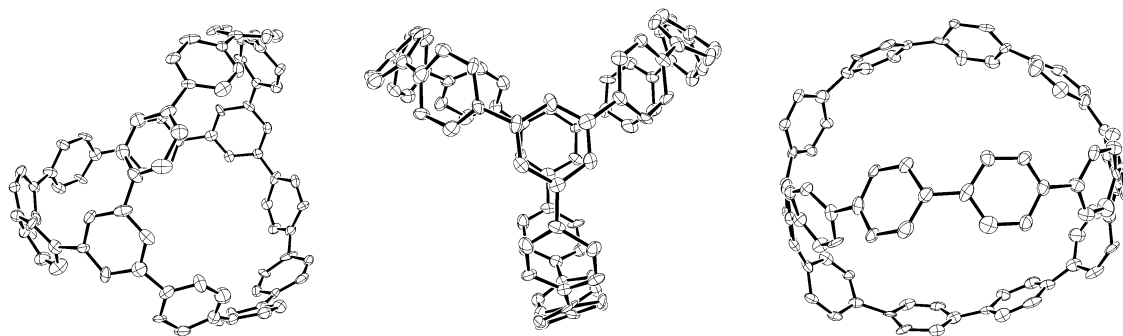
strategy towards their previously reported Y-branching unit **131**, which they designate a [6.6.6] carbon nanocage. Thus, they propose a more general nomenclature for such nanocages, whereby for a [*p,q,r*] nanocage, the parameters denote the number of arylene units between the two nodal (or “polar”) arenes. The synthetic methodology previously reported for the [6.6.6] nanocage **131** required some slight modification in order to effect the synthesis of the two new nanocages this report describes, namely a [5,5,5] and a [4,4,4] nanocage. As shown in Scheme 58, their synthesis commenced from 1,3,5-tribromobenzene **271**, which underwent three cycles of lithium–halogen exchange, addition to 2-ring ketone building block **272** and MOM protection of the resultant tertiary alcohol. This iterative approach ultimately gave tripodal fragment **278**, possessing three halides for further elaboration. Exhaustive borylation gave the complementary tris(pinacolborane) fragment **279** (which required purification by GPC), which in turn could be elaborated by three-fold Suzuki–Miyaura coupling to give elongated tripodal fragment **280**.

For construction of the fully cyclised nanocage precursors, more than one approach was shown to be applicable. For the

smallest example, the union of two tripodal fragments could be achieved either by three-fold reductive nickel-mediated coupling (*i.e.* **278** + **278** → **281**, Scheme 59), or by three-fold Suzuki–Miyaura coupling (*i.e.* **278** + **279** → **281**). Both approaches proceeded in similarly modest yields, indicative of the strain inherent even in the non-aromatic precursor **281**. For the larger nanocage, union of **280** (the homologue for **278**) with **279** was also achieved by three-fold Suzuki–Miyaura coupling. Finally, both the precursors **281** and **283** underwent aromatisation using Itami’s standard conditions, giving [4.4.4]nanocage **282** and [5.5.5]nanocage **284** respectively. The smaller of these, **282**, was also characterised by X-ray crystallography (Fig. 110). Its structure in the solid state revealed an almost-spherical inner void; the minor distortion away from sphericity might be rationalised on the basis of the incorporation of molecules of solvent into the structure (not shown).

All three nanocages ([4.4.4]nanocage **282**, [5.5.5]nanocage **284** and [6.6.6]nanocage **131**) were comprehensively characterised by a variety of techniques, in order to discern the relationship(s) between nanocage size and various parameters. It was determined by cyclic voltammetry that the larger the



Scheme 59 Synthesis of carbon nanocage Y-branching units **282** and **284**.Fig. 110 ORTEP diagram showing three views of **282**, showing ellipsoids at 30% probability. Solvent and hydrogen atoms have been omitted for clarity.

nanocage, the more positive the value for E_{ox} . Regarding the photophysical properties of the nanocages, the absorption and fluorescence spectra for **131**, **282** and **284** are shown in Fig. 111 and it can be seen that the absorption maxima are increasingly red-shifted as nanocage size increases, in contrast to the essentially constant absorption maxima of CPPs themselves. Quantum yields were also observed to increase with increasing nanocage size. Extensive computational modelling was carried out and the strain energy per carbon atom was calculated for the three nanocages, as well as for [6]- to [16]CPP. These data are depicted in Fig. 112, and it can clearly be seen that the data for the nanocages adhere to the trendline that can be drawn for the CPP data (*i.e.* the smaller the diameter, the greater the

strain energy per carbon). Orbital energy levels were calculated for the three nanocages (Fig. 113a) and the smallest cage was found to have the highest HOMO level, in keeping with the CV data. Itami and co-workers rationalise the increase in HOMO–LUMO gap with increasing nanocage diameter on the basis of orbital interactions between the three [7]paraphenylene bridges and the two nodal phenyl ring bridgeheads (Fig. 113b and c) – this is a wholly different argument to the one put forward to explain the same trend in CPPs themselves.

Shortly after the above disclosure on nanocages, the Itami group published on the synthesis and characterisation of “cyclophenylenethienylenes” (CPTs), cyclic structures comprising alternating *para*-phenylene and 2,5-thienylene units.¹²³



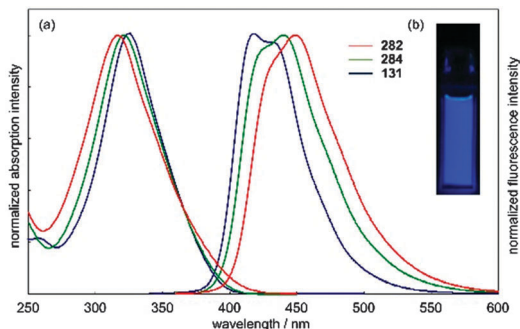


Fig. 111 (a) UV-vis absorption (solid line) and fluorescence (broken line) spectra of **131**, **282** and **284** in chloroform. (b) Fluorescence of chloroform solution of **282**. Adapted with permission from ref. 122. Copyright 2014 American Chemical Society.

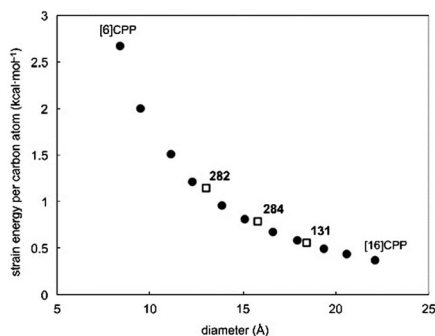


Fig. 112 Strain energies of carbon nanocages **131**, **282** and **284** (square) and [6]–[16]CPP (filled circle) per carbon atom versus diameters (B3LYP/6-31G(d)). Adapted with permission from ref. 122. Copyright 2014 American Chemical Society.

The synthetic approach is shown in Scheme 60. A double addition of a metallated silylacetylene **285** into cyclohexa-1,4-dione followed by MOM protection and desilylation gave L-shaped bis(acetylene) building block **288**. This underwent “shotgun” cyclooligomerisation by means of a Glaser coupling giving products from dimer **289** through to hexamer **293**. In order to be able to carry out this cyclooligomerisation on a sufficiently large scale, the Itami group were obliged to employ a biphasic reaction medium for this transformation. (Note that yields shown for **289**–**293** in Scheme 60 are the best yields obtained for each oligomer under a variety of reaction conditions). Although dimer **289** was the major product, this was not

elaborated further, since [2]CPT (analogous with [4]CPP) was considered too strained a target to be synthetically viable. On the other hand, **290**–**293** each underwent multiple thiophene formations by addition of sodium sulfide to afford cyclo-cyclohexylideneethynylenes (“CCyTs”) **294**–**297**. The structure of [3]CCyT **294** was confirmed by X-ray crystallography (Fig. 114). Aromatisation of the CCyTs was carried out under Itami’s standard conditions (with no addition of *ortho*-chloranil needed, in contrast to the nanocages in Scheme 59). The reaction was not successful for [3]CCyT **294**, likely due to the predicted high strain energy of [3]CPT, but the larger CCyTs furnished the desired [4]- to [6]CPT as hoped. The structure of [4]CPT was also secured crystallographically (Fig. 115).

The X-ray structure of [4]CPT is very revealing – in the solid state, all four thiophene rings are oriented so that their sulfur atoms are pointing towards the interior of the macrocycle, so giving [4]CPT a cone shape overall, of C_{4v} symmetry. Significantly, DFT calculations on a single molecule of [4]CPT in the geometry exhibited in the solid state predict a large dipole moment of 2.7 Debye. The NMR spectra for the CPTs are very simple, indicative of high symmetry and free rotation of both phenylene and thienylene groups on the NMR timescale. The absorption and emission spectra of the CPTs are shown in Fig. 116. It can be seen that the absorption maxima are increasingly red-shifted with increasing ring size. This is in contrast to CPPs (invariant absorption maxima), but in keeping with the observations for Itami’s nanocages (Fig. 111). The main trend in the fluorescence of the CPTs (emission maxima increasingly blue-shifted with increasing ring size) is also the same as for the nanocages. Itami and co-workers have also carried out extensive computational studies on the CPTs, and conclude that the CPTs may truly be considered to be hybrid CPP–cyclothiophene structures, as in some regards their properties are closer to those of CPPs, yet in others they more closely mimic the cyclothiophenes (which do not possess a radial π system).

Yamago’s final publication of 2014 returned to the dicationic [8]CPP²⁺ on which both his group⁸⁷ and Jasti’s group⁸¹ had published previously. A motivation for this current work was to attempt to resolve discrepancies between the spectroscopic data reported previously by the two groups – Yamago notes that the spectra reported by his group for [8]CPP²⁺ and [8]CPP^{•+} are the same as those reported by Jasti for [8]CPP^{•+} and ([8]CPP)₂^{•+}, respectively. In this latest work, Yamago, Uchiyama and co-workers carried out magnetic circular dichroism spectroscopy

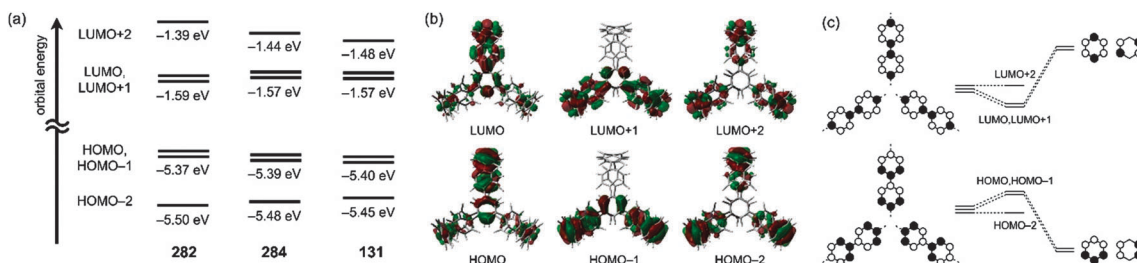
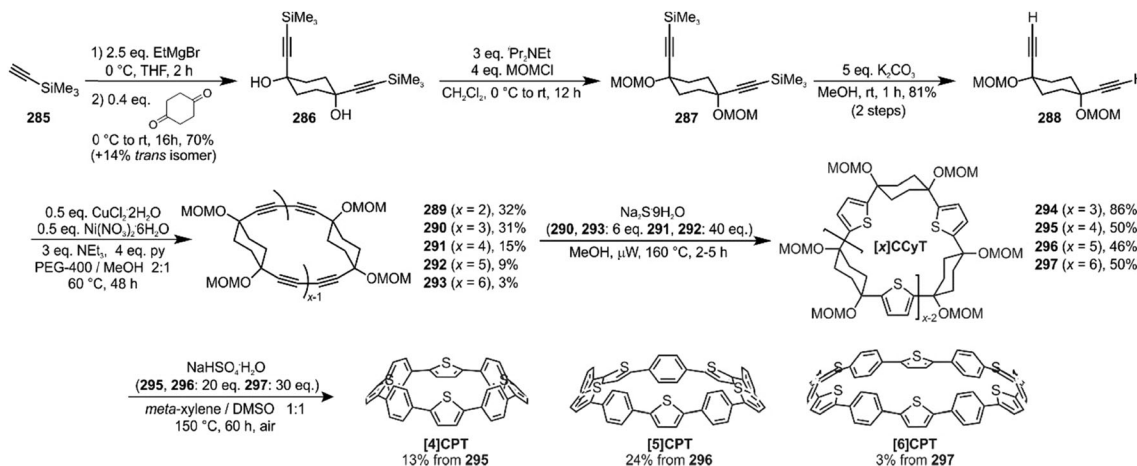


Fig. 113 (a) Energy diagrams of the frontier MOs of **131**, **282** and **284**. (b) Pictorial representations of the frontier MOs of **282** calculated at the B3LYP/6-31G(d) level of theory. (c) Components of frontier MOs of **131**, **282** and **284**. Adapted with permission from ref. 122. Copyright 2014 American Chemical Society.





Scheme 60 Synthesis of cyclophenylenethienylenes (CPTs).

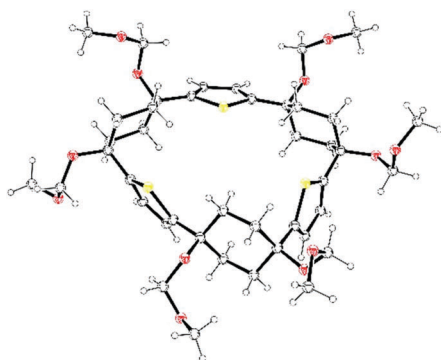
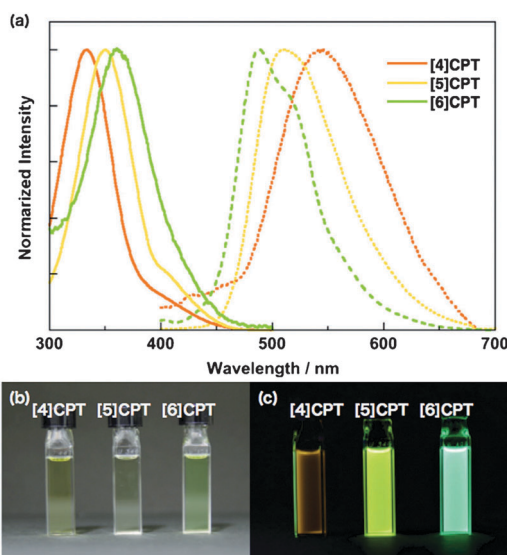
Fig. 114 ORTEP diagram showing **294**, showing ellipsoids at 30% probability. H atoms are shown as spheres of arbitrary radius. Solvent has been omitted for clarity.

Fig. 116 (a) UV-vis absorption (broken line) and fluorescence spectra (solid line) of [4]CPT, [5]CPT, and [6]CPT in cyclohexane (absorption and fluorescence spectra were normalized). (b) Pictures of [4]CPT, [5]CPT, and [6]CPT in cyclohexane under (b) ambient light and (c) UV irradiation at 365 nm. Reproduced with permission from ref. 123. Copyright 2015 Wiley-VCH Verlag GmbH & Co. KGaA, Weinheim.

on [8]CPP²⁺(SbF₆⁻)₂, as shown in Fig. 117.¹²⁴ The MCD spectrum for [8]CPP²⁺ exhibits a derivative-shaped signal in the near-IR region, which the authors assign as the Faraday A term, which is negative. A smaller signal in the visible region is also assigned as having a negative Faraday A term. The authors assign these two terms as being due to transitions from the doubly degenerate HOMO to the LUMO, and from the doubly degenerate HOMO to the LUMO + 1, respectively. The frontier molecular orbitals for [8]CPP²⁺ were modelled using TDDFT and compared to those of all-*cis*-[32]annulene²⁺ (Fig. 118).

Yamago, Uchiyama and co-workers state that the MCD spectra for [8]CPP²⁺ (Fig. 117) and [8]CPP^{•+} (not shown) that

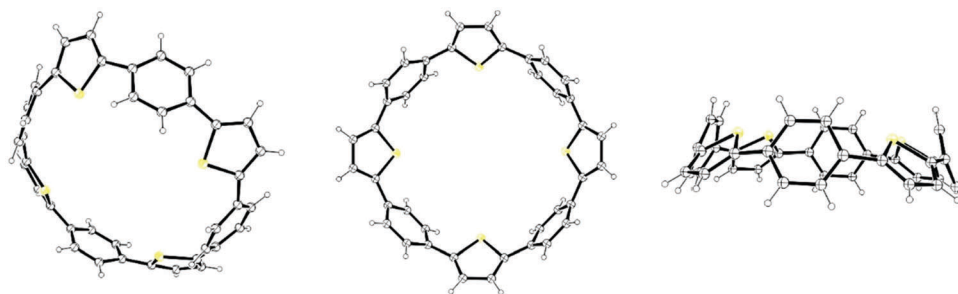


Fig. 115 ORTEP diagram showing three views of [4]CPT (one of six molecules in the unit cell), showing ellipsoids at 30% probability. H atoms are shown as spheres of arbitrary radius. Solvent has been omitted for clarity.



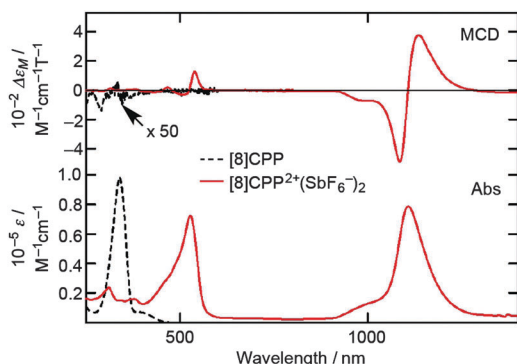


Fig. 117 Magnetic circular dichroism (top) and electronic absorption (bottom) spectra of $[8]\text{CPP}^{2+}(\text{SbF}_6^-)_2$ (red solid line) and $[8]\text{CPP}$ (black broken line) in CH_2Cl_2 at room temperature under Ar. Reproduced with permission from ref. 124. Copyright 2015 American Chemical Society.

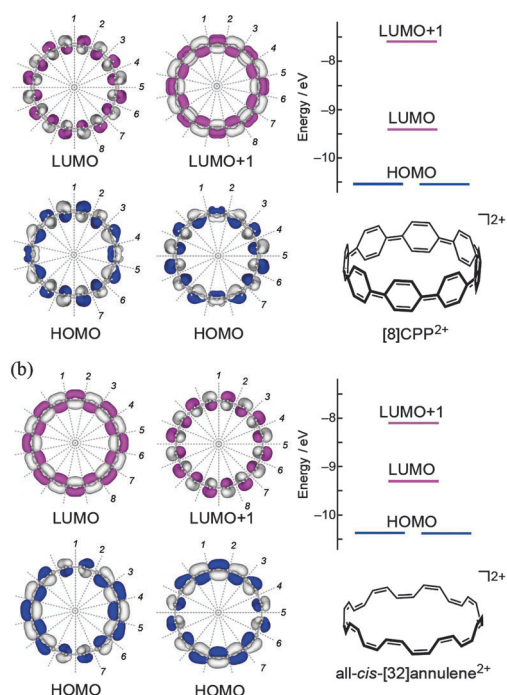


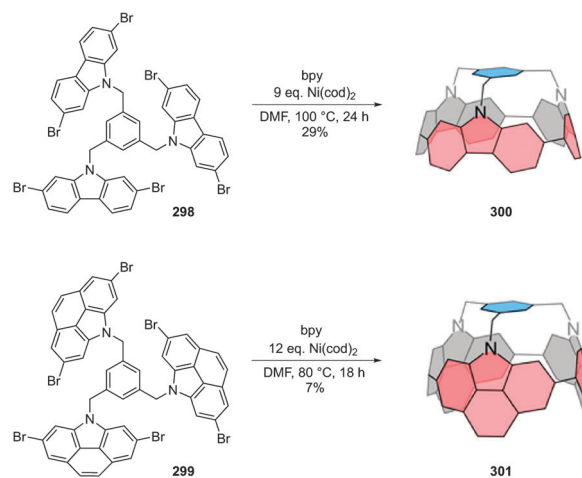
Fig. 118 Frontier molecular orbitals and energy levels of the optimized structures of $[8]\text{CPP}^{2+}$ (a) and all-*cis*-[32]annulene dication (b). Calculations were performed at the B3LYP/6-31+G(d) level. Arbitrary nodal lines are drawn on the iso-surface plots. Reproduced with permission from ref. 124. Copyright 2015 American Chemical Society.

they have acquired are supportive of their assignments of the identity of these species and, therefore, are inconsistent with Jasti's reported assignments.⁸¹ Also of note, as shown in Fig. 118, the pattern of nodes and the orbital degeneracy for $[8]\text{CPP}^{2+}$ are identical to those of (all-*cis*-[32]annulene)²⁺. The authors state that $[8]\text{CPP}^{2+}$ possesses in-plane aromaticity (*i.e.* the CPP ring is aromatic "over all") by virtue of its π electron count (conforming to the Hückel $4n + 2$ rule, where $n = 7$). By extension, the dianion $[8]\text{CPP}^{2-}$ would also possess in-plane aromaticity ($n = 8$). This characteristic may be generalised further – for a CPP of any size, both the dication and dianion

would conform to the Hückel rule and possess in-plane aromaticity. In support of this proposal, the authors present calculated nucleus-independent chemical shift values for neutral, dicationic and dianionic [5]- to [10]CPPs, which clearly show the anisotropic effects due to the in-plane aromaticity of the dicationic and dianionic forms. The authors suggest that the unexpected stability of $[8]\text{CPP}^{2+}$ may be rationalised on the basis of this aromaticity; the work also suggests that although CPP dianions have not been reported to date, they ought to be stable entities.

The last report relevant to CPP chemistry from 2014 came from Stępień and co-workers.¹²⁵ They describe the synthesis of discrete nanotube end-caps, whose structures include cyclooligo(hetero)arene nanobelts with radial π systems. As shown in Scheme 61, the Stępień group have adopted a templated approach, whereby three 2,7-dibromocarbazoles are tethered at nitrogen to a central mesitylene unit. In one step, strain-free precursor **298** can be induced to undergo a three-fold nickel mediated reductive coupling to give nanotube end-cap **300**, which is computed to have a strain energy of 578 kJ mol^{-1} . In a similar fashion, more extensively annulated precursor **299** affords nanotube end-cap **301**; this is computed to have a greater strain energy of 603 kJ mol^{-1} (or even higher, depending on the computational methodology employed). Final products **300** and **301** were oxidatively labile to the extent that their purification required column chromatography in an inert atmosphere using degassed solvents.

Stępień's approach to radial π systems is potentially highly significant for several reasons. It is conceptually distinct from the previously described approach whereby the key transformations take place over several steps. The approaches of Jasti and Itami have two distinct phases: firstly, cyclisation of a non-aromatised precursor, then secondly an aromatisation step which also incorporates strain energy in the nanohoop. On the other hand, the approaches of Yamago and Isobe do not require an aromatisation step, but nevertheless also have two distinct stages: firstly cyclisation (to an aromatic but



Scheme 61 Synthesis of nanotube end-caps by three-fold reductive coupling. In the structures of the products **300** and **301**, formal double bonds are omitted for clarity.



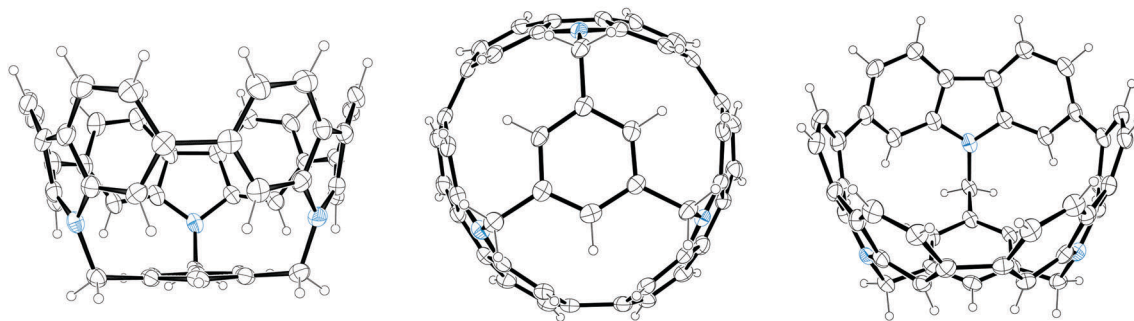


Fig. 119 ORTEP diagram showing three views of **300** (one of three molecules in the unit cell), showing ellipsoids at 30% probability. H atoms are shown as spheres of arbitrary radius. Solvent has been omitted for clarity.

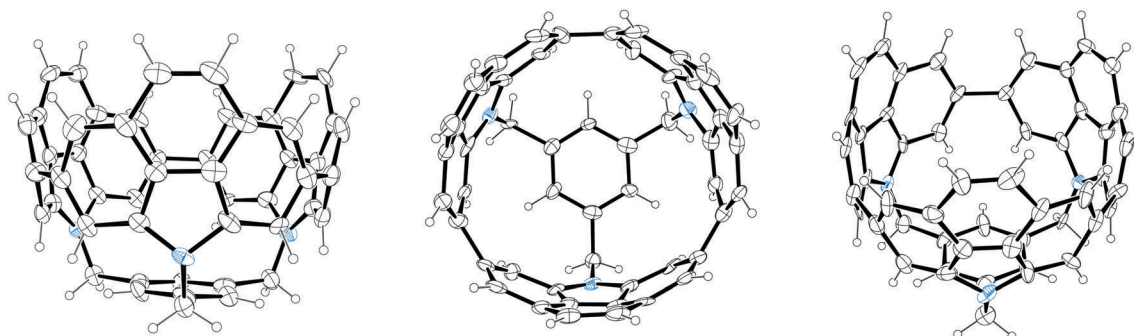


Fig. 120 ORTEP diagram showing three views of **301** (one of two molecules in the unit cell), showing ellipsoids at 30% probability. H atoms are shown as spheres of arbitrary radius. Solvent has been omitted for clarity.

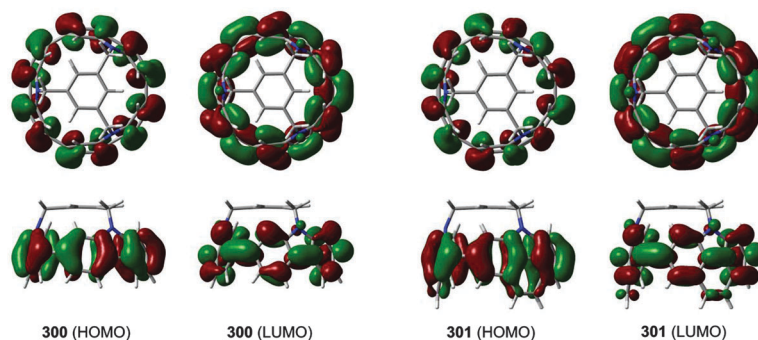
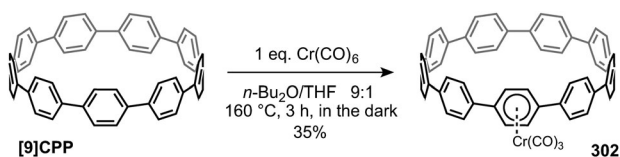


Fig. 121 Calculated HOMO and LUMO for **300** and **301**. Reproduced with permission from ref. 125. Copyright 2015 American Chemical Society.

non-strained intermediate), then secondly a step that incorporates the strain energy. In contrast, Stpień's approach consists of one step only: cyclisation and strain buildup are achieved simultaneously from a precursor in which all rings are already aromatic. The great brevity of the approach (one step to



Scheme 62 Synthesis of CPP-metal tricarbonyl complex **302**.

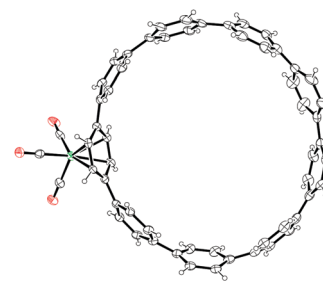


Fig. 122 ORTEP diagram showing the structure of **302** with ellipsoids at 30% probability. H atoms are shown as spheres of arbitrary radius. Solvent has been omitted for clarity.



nanohoop **300** from a precursor **298**, that is itself one step from commercial materials), as well as its ability to assemble nanohoops with such tremendous strain energies, renders this a powerful strategy that will undoubtedly find further application in the field of CPPs and related nanohoops. Both **300** and **301** incorporate

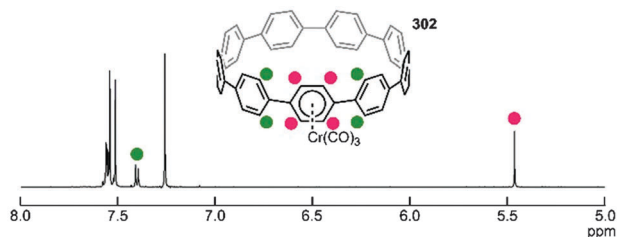


Fig. 123 $^1\text{H-NMR}$ spectrum of **302** (600 MHz, CDCl_3). Adapted with permission from ref. 127. Copyright 2015 American Chemical Society.

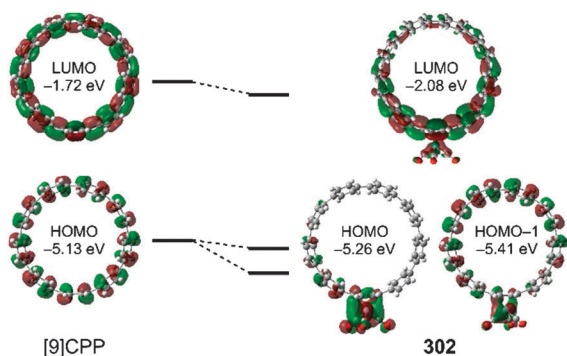


Fig. 124 Frontier molecular orbitals of [9]CPP (left) and **302** (right). Adapted with permission from ref. 127. Copyright 2015 American Chemical Society.

[6]CPP as a structural subunit and the authors themselves speculate on the plausibility of accessing CPPs and derivatives using this strategy in conjunction with a removable tethering unit.

The NMR spectra for **300** and **301** are indicative of C_{3v} symmetry in solution. Solid state structures were obtained by X-ray crystallography for both nanotube end-caps, and are shown in Fig. 119 and 120 – **300** and **301** are rigid bowl-shaped molecules with some structural similarities to SWCNT end-caps. The absorption spectra of **300** and **301** were significantly different from those observed for the CPPs, with **300** exhibiting several absorption maxima (the strongest being at 266 and 363 nm), whereas **301** exhibited a single absorption maximum at ≈ 320 nm. Both molecules were fluorescent with emission in the visible region (in contrast to [6]CPP).

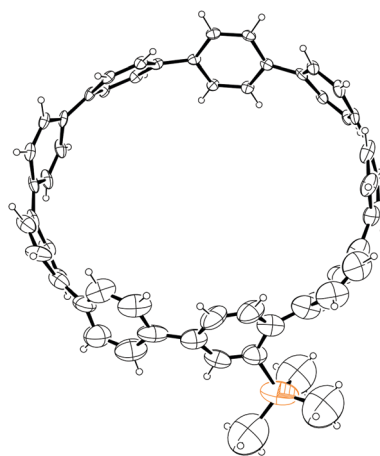
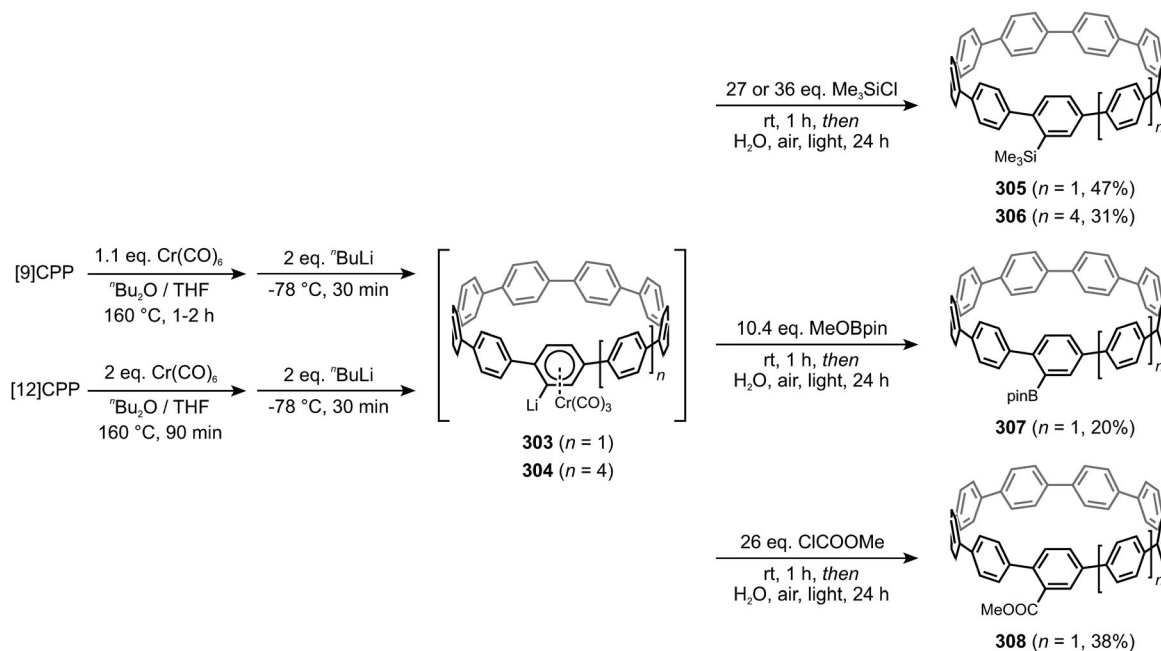


Fig. 125 ORTEP diagram showing the structure of **305** with ellipsoids at 30% probability. H atoms are shown as spheres of arbitrary radius. Solvent has been omitted for clarity.



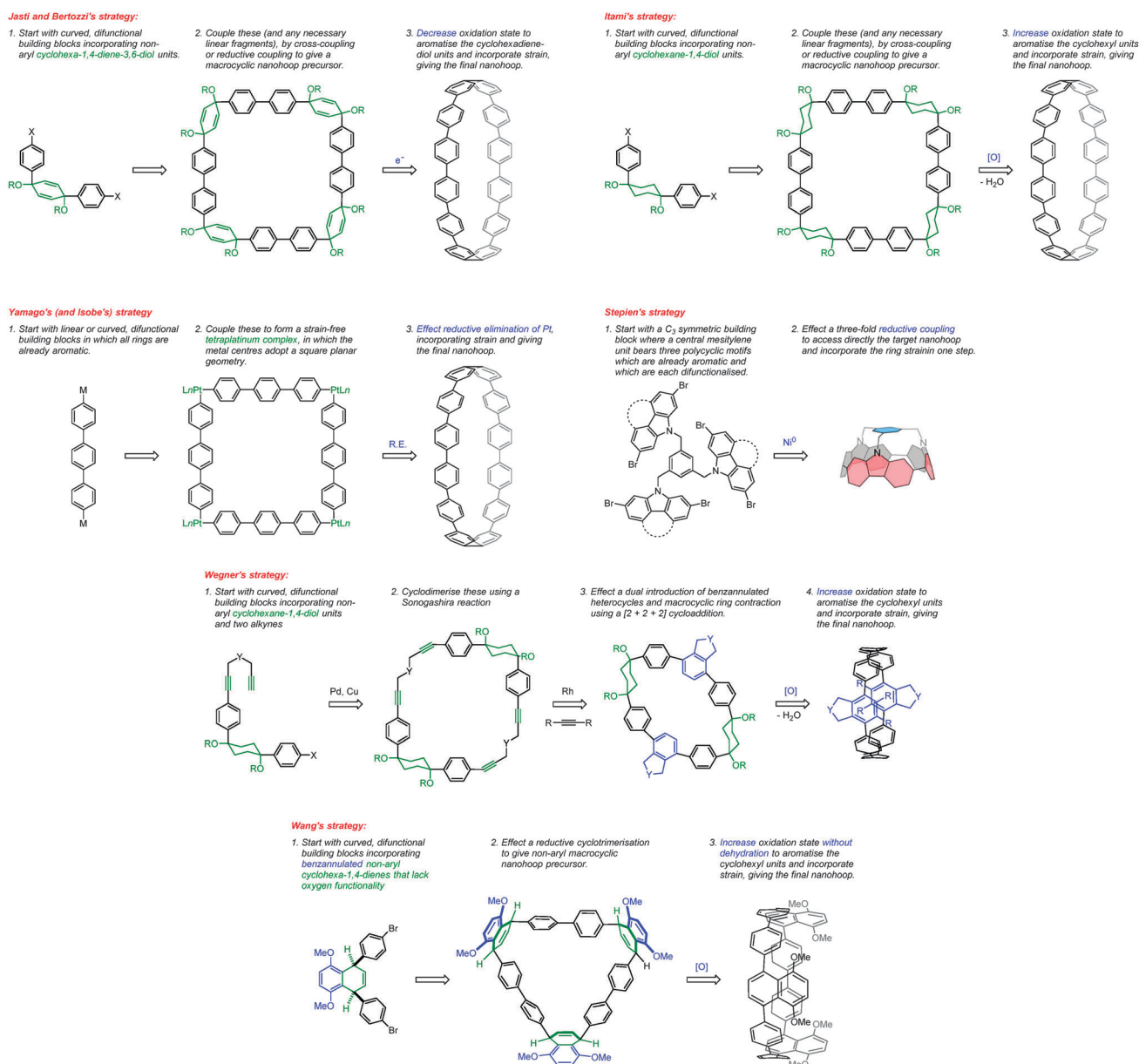
Scheme 63 Synthesis of monofunctionalised CPPs via the intermediacy of CPP–metal tricarbonyl complexes.



It was determined computationally that for all orbitals from HOMO – 3 to LUMO for **300**, the amplitudes on the central mesitylene unit are near zero (Fig. 121). As regards the mechanism for the three-fold reductive coupling that gives rise to **300** and **301**, both computational data and experimental observations support the oxidative insertion and ligand metathesis of three nickel atoms (giving an intermediate containing three aryl–Ni–aryl motifs), prior to any of the reductive eliminations occurring. One straightforward reason why this is the only plausible sequence of events is that if a reductive elimination occurred prior to formation of all three aryl–Ni–aryl motifs, the formation of a direct aryl–aryl bond would result in the remaining aryl bromides being pulled too far apart for full cyclisation to occur.

2015

Thus far, two reports on CPPs have appeared (simultaneously) in 2015. Chen, Swan and co-workers have further studied the Raman spectra of [6], [8], [10] and [12]CPP, employing group theory arguments to assign the observed Raman peaks.¹²⁶ Itami, Segawa and co-workers have published only the third ever report (see also Scheme 24 and Fig. 57) on organometallic chemistry of CPPs, describing the formation and reactivity of η^6 -arene metal tricarbonyl complexes of CPPs, with a variety of metals and CPP ring sizes.¹²⁷ As shown in Scheme 62, reaction of [9]CPP with one equivalent of chromium hexacarbonyl led to formation of η^6 -arene tricarbonylchromium complex **302** in 35% after purification. Synthesis of **302** was hampered by the ease with which the metal fragment was decomplexed from the



Scheme 64 Summary of different strategies for the synthesis of CPPs and related nano hoops.



arene upon exposure to light. Thus, the reaction and all subsequent isolation and purification procedures were carried out in the dark. At the outset, it was not obvious whether the metal would coordinate to the convex or the concave face of the CPP. The structure of **302** was solved crystallographically (Fig. 122) and it was seen that in the solid state, the metal is coordinated to the convex face (*i.e.* outside the CPP ring).

The $^1\text{H-NMR}$ spectrum of **302** is reproduced in Fig. 123. The four protons on the phenylene unit complexed to Cr resonate as a singlet at $\delta = 5.46$ ppm, significantly upfield of the normal aromatic region, as is typical for such η^6 -arene complexes. The equivalence of these four protons confirms the η^6 mode of coordination in solution. Computational modelling of **302** allowed the estimation of the barrier to interconversion between the possible convex and concave rotamers of **302**. This was calculated to be 51 kJ mol^{-1} , which is not much higher than for the rotation of a phenylene unit in [9]CPP itself (44 kJ mol^{-1}). Crucially, though, the concave rotamer of **302** was found to be higher in energy than its convex equivalent by 32 kJ mol^{-1} . The orbitals of **302** were computed and unsurprisingly, the coordination of the metal was found to perturb the orbitals significantly with respect to those in uncomplexed [9]CPP (Fig. 124). As a consequence, the absorption spectrum of **302** is somewhat different from that of [9]CPP, having a maximum at 334 nm (slightly blue-shifted with respect to [9]CPP), but also having a lower intensity absorption at 440 nm.

Itami, Segawa and co-workers then extended their efforts towards metal complexation with other CPPs and metals. All possible combinations of [9]CPP and [12]CPP with group six hexacarbonyls (chromium, molybdenum, tungsten) were tried – in each instance, formation of the desired product was observed by $^1\text{H-NMR}$ and by mass spectrometry, but attempts at isolation failed due to the instability of the complexes upon exposure to light and/or air, with **302** being the only isolated CPP–metal complex reported in the present work.

Coordination of a metal to an arene in an η^6 fashion significantly alters the reactivity of the arene in several regards, including lowering the pK_a of the attached protons. The authors were able to exploit this modulation of reactivity to prepare several monofunctionalised CPPs, as shown in Scheme 63. Due to the instability of the CPP–metal complexes, these were not isolated. Rather, a one-pot, four-step protocol was implemented, comprising complexation, lithiation, addition of an electrophile and decomplexation. By this approach trimethylsilyl- $[x]$ CPPs ($x = 9, 12$) **305** and **306** were prepared. The structure of **305** was confirmed by X-ray crystallography (Fig. 125). Other derivatives of the smaller CPP were prepared in an analogous fashion, namely borylated [9]CPP **307** and [9]CPP carboxylate ester **308**. While the headline yields were moderate, the overall mass balance was high in each case, with most of the remaining material being recovered as unreacted starting material. The transformations shown in Scheme 63 are significant since they represent the first examples of the selective post-synthetic modification of CPPs. Although monofunctionalised CPPs have been prepared previously (*e.g.* **261**, Scheme 55), in that case the functional handle was incorporated during the

multistep procedure prior to formation of the CPP ring. Also significant is the fact that the current work allows for clean monofunctionalisation of CPPs, whereas the authors state that traditional $\text{S}_\text{E}\text{Ar}$ reactions on CPPs lead to complex, inseparable mixtures of isomeric multiply-functionalised CPPs, as exemplified by a reported unsuccessful bromination.

Summary of synthetic approaches

As the field of CPP chemistry has evolved, several distinct strategies have evolved for the preparation of such nano-hoops. These strategies are summarised in Scheme 64.

Concluding remarks

Less than seven years have elapsed since the first report of the synthesis of CPPs, yet in this short time, a great deal of work has been reported that has had a transformative effect. From a synthetic perspective, a wide variety of CPP ring sizes are now accessible in a selective manner, thanks to methodology which has been extensively optimised. The brevity and high yielding nature of the various established routes to CPPs make access to them for diverse applications a realistic proposition. Indeed, at the time of writing, [9], [12]- and [15]CPP are commercially available from Kanto Chemical Corporation and from Tokyo Chemical Industries. Furthermore, the published synthetic methodology is sufficiently flexible that future reports on more novel CPP variants will undoubtedly appear, either making use of the known methods, or indeed reporting wholly novel approaches to the key radial π system. On the theoretical side, great insight has been gained into the origins of the structural and spectroscopic properties of the CPPs and related nano-hoops, any many of their counter-intuitive properties have been rationalised. Applications of CPPs are beginning to emerge, foremost of which is their use for template “bottom-up” SWCNT synthesis. The use of CPP inclusion complexes to effect purification of endohedral metallofullerenes is significant and further reports on the supramolecular chemistry of CPPs will undoubtedly appear. A comparatively underexplored area so far is that of sensing applications for CPPs, but Itami's report on the pH-dependent fluorescence of [14,4]CPPy hints at the possibilities. Also, many authors have alluded to the characteristics of various CPP derivatives which would make them appropriate materials for organic electronics, but to date they remain an untapped resource in this regard. In summary, there is every reason to believe that activity in this field will continue to increase in future and hitherto unforeseen applications can certainly be expected.

Note added in proof

Since the preparation of this manuscript, the following relevant research has been published: Kim, Osuka and co-workers have reported the synthesis of cyclic 2,12-porphyrinylene nano-hoops, which they term “[n]CPS”; they describe the preparation of Ni(II)-[n]CPS where $n = 3$ to 5.¹²⁸ Zhao and co-workers have published a theoretical study on the nature of noncovalent



interactions in $[n]CPP \supset C_{70}$, where $n = 10$ to 12 .¹²⁹ Itami and co-workers have described a one-shot K-region-selective annulative π -extension reaction suitable for the synthesis of discrete nanographenes, and with possible applicability to CPPs.¹³⁰ Jasti has published a personal account of his group's research, with particular emphasis on the smaller CPPs.¹³¹ Itami and co-workers have reported the isolation and characterisation of $Li^+@C_{60}C[10]CPP$.¹³² Isobe, Kono and co-workers have published further theoretical studies on carbonaceous molecular bearings, with particular emphasis on association thermodynamics and dual-mode rolling dynamics.¹³³ Itami and co-workers reported a concise, high-yielding palladium-free synthesis of $[10]CPP$.¹³⁴

References

- V. C. Parekh and P. C. Guha, *J. Indian Chem. Soc.*, 1934, **11**, 95.
- D. T. M. Wong and C. S. Marvel, *J. Polym. Sci., Polym. Chem. Ed.*, 1976, **14**, 1637.
- O. M. Yaghi, H. Li and T. L. Groy, *Z. Kristallogr. - New Cryst. Struct.*, 1997, **212**, 453.
- R. Friederich, M. Nieger and F. Vögtle, *Chem. Ber.*, 1993, **126**, 1723.
- J. Franke and F. Vögtle, *Tetrahedron Lett.*, 1984, **25**, 3445.
- Y. Miyahara, T. Inazu and T. Yoshino, *Tetrahedron Lett.*, 1983, **24**, 5277.
- J. E. McMurry, G. J. Haley, J. R. Matz, J. C. Clardy and J. Mitchell, *J. Am. Chem. Soc.*, 1986, **108**, 515.
- S. Kammermeier, P. G. Jones and R. Herges, *Angew. Chem., Int. Ed.*, 1996, **35**, 2669.
- M. Machón, S. Reich, J. Maultzsch, H. Okudera, A. Simon, R. Herges and C. Thomsen, *Phys. Rev. B: Condens. Matter Mater. Phys.*, 2005, **72**, 155402.
- M. N. Jagadeesh, A. Makur and J. Chandrasekhar, *J. Mol. Model.*, 2000, **6**, 226.
- G. J. Bodwell, *Nat. Chem.*, 2014, **6**, 383.
- E. Kayahara, V. K. Patel and S. Yamago, *J. Am. Chem. Soc.*, 2014, **136**, 2284.
- P. J. Evans, E. R. Darzi and R. Jasti, *Nat. Chem.*, 2014, **6**, 404.
- T. Tahara and Y. Tobe, *Chem. Rev.*, 2006, **106**, 5274.
- R. Jasti, J. Bhattacharjee, J. B. Neaton and C. R. Bertozzi, *J. Am. Chem. Soc.*, 2008, **130**, 17646.
- F. Grein, *J. Phys. Chem. A*, 2002, **106**, 3823.
- A. Goller and U. W. Grummt, *Chem. Phys. Lett.*, 2000, **321**, 399.
- R. Herges, *Chem. Rev.*, 2006, **106**, 4820.
- N. I. Nijegorodov, W. S. Downey and M. B. Danailov, *Spectrochim. Acta, Part A*, 2000, **56**, 783.
- B. D. Steinberg and L. T. Scott, *Angew. Chem., Int. Ed.*, 2009, **48**, 5400.
- H. Takaba, H. Omachi, Y. Yamamoto, J. Bouffard and K. Itami, *Angew. Chem., Int. Ed.*, 2009, **48**, 6112.
- R. Martin and S. L. Buchwald, *Acc. Chem. Res.*, 2008, **41**, 1461.
- B. M. Wong, *J. Phys. Chem. C*, 2009, **113**, 21921.
- S. Yamago, Y. Watanabe and T. Iwamoto, *Angew. Chem., Int. Ed.*, 2010, **49**, 757.
- A. Yahav-Levi, I. Goldberg and A. Vigalok, *J. Am. Chem. Soc.*, 2006, **128**, 8710.
- D. Sundholm, S. Taubert and F. Pichierri, *Phys. Chem. Chem. Phys.*, 2010, **12**, 2751.
- Y. Segawa, H. Omachi and K. Itami, *Org. Lett.*, 2010, **12**, 2262.
- T. Kawase, H. R. Darabi and M. Oda, *Angew. Chem., Int. Ed.*, 1996, **35**, 2664.
- M. A. Ali and M. S. Krishnan, *Mol. Phys.*, 2009, **107**, 2149.
- R. Jasti and C. R. Bertozzi, *Chem. Phys. Lett.*, 2010, **494**, 1.
- S. Taubert, D. Sundholm and F. Pichierri, *J. Org. Chem.*, 2010, **75**, 5867.
- S. M. Bachrach and D. Stück, *J. Org. Chem.*, 2010, **75**, 6595.
- H. Omachi, S. Matsuura, Y. Segawa and K. Itami, *Angew. Chem., Int. Ed.*, 2010, **49**, 10202.
- Y. Segawa, S. Miyamoto, H. Omachi, S. Matsuura, P. Šenel, T. Sasamori, N. Tokitoh and K. Itami, *Angew. Chem., Int. Ed.*, 2011, **50**, 3244.
- H. Omachi, Y. Segawa and K. Itami, *Org. Lett.*, 2011, **13**, 2480.
- Y. Segawa, P. Šenel, S. Matsuura, H. Omachi and K. Itami, *Chem. Lett.*, 2011, **40**, 423.
- T. Iwamoto, Y. Watanabe, Y. Sakamoto, T. Suzuki and S. Yamago, *J. Am. Chem. Soc.*, 2011, **133**, 8354.
- C. Eaborn, K. J. Odell and A. Pidcock, *J. Chem. Soc., Dalton Trans.*, 1978, 357.
- T. Iwamoto, Y. Watanabe, T. Sadahiro, T. Haino and S. Yamago, *Angew. Chem., Int. Ed.*, 2011, **50**, 8342.
- T. J. Sisto, M. R. Golder, E. S. Hirst and R. Jasti, *J. Am. Chem. Soc.*, 2011, **133**, 15800.
- S. Hitosugi, W. Nakanishi, T. Yamasaki and H. Isobe, *Nat. Commun.*, 2011, **2**, 492.
- B. M. Wong and J. W. Lee, *J. Phys. Chem. Lett.*, 2011, **2**, 2702.
- E. S. Hirst, F. Wang and R. Jasti, *Org. Lett.*, 2011, **13**, 6220.
- J. Xia and R. Jasti, *Angew. Chem., Int. Ed.*, 2012, **51**, 2474.
- A. Yagi, Y. Segawa and K. Itami, *J. Am. Chem. Soc.*, 2012, **134**, 2962.
- T. Sisto and R. Jasti, *Synlett*, 2012, 483.
- H. B. Li, A. J. Page, S. Irle and K. Morokuma, *ChemPhysChem*, 2012, **13**, 1479.
- E. H. Fort and L. T. Scott, *J. Mater. Chem.*, 2011, **21**, 1373.
- E. H. Fort, P. M. Donovan and L. T. Scott, *J. Am. Chem. Soc.*, 2009, **131**, 16006.
- K. Itami, *Pure Appl. Chem.*, 2012, **84**, 907.
- S. Hitosugi, W. Nakanishi and H. Isobe, *Chem. - Asian J.*, 2012, **7**, 1550.
- S. Muhammad, T. Minami, H. Fukui, K. Yoneda, S. Minamide, R. Kishi, Y. Shigeta and M. Nakano, *Int. J. Quantum Chem.*, 2013, **113**, 592.
- K. Matsui, Y. Segawa and K. Itami, *Org. Lett.*, 2012, **14**, 1888.



- 54 Y. Segawa, A. Fukazawa, S. Matsuura, H. Omachi, S. Yamaguchi, S. Irle and K. Itami, *Org. Biomol. Chem.*, 2012, **10**, 5979.
- 55 S. Fomine, M. G. Zolotukhin and P. Guadarrama, *J. Mol. Model.*, 2012, **18**, 4025.
- 56 Y. Ishii, Y. Nakanishi, H. Omachi, S. Matsuura, K. Matsui, H. Shinohara, Y. Segawa and K. Itami, *Chem. Sci.*, 2012, **3**, 2340.
- 57 H. Omachi, Y. Segawa and K. Itami, *Acc. Chem. Res.*, 2012, **45**, 1378.
- 58 E. Kayahara, Y. Sakamoto, T. Suzuki and S. Yamago, *Org. Lett.*, 2012, **14**, 3284.
- 59 (a) Y. Suzaki and K. Osakada, *Organometallics*, 2003, **22**, 2193; (b) Y. Suzaki, T. Yagyu and K. Osakada, *J. Organomet. Chem.*, 2007, **692**, 326.
- 60 T. J. Sisto, X. Tian and R. Jasti, *J. Org. Chem.*, 2012, **77**, 5857.
- 61 J. Xia, J. W. Bacon and R. Jasti, *Chem. Sci.*, 2012, **3**, 3018.
- 62 S. Hitosugi, T. Yamasaki and H. Isobe, *J. Am. Chem. Soc.*, 2012, **134**, 12442.
- 63 E. R. Darzi, T. J. Sisto and R. Jasti, *J. Org. Chem.*, 2012, **77**, 6624.
- 64 H.-B. Li, A. J. Page, S. Irle and K. Morokuma, *J. Am. Chem. Soc.*, 2012, **134**, 15887.
- 65 K. Matsui, Y. Segawa, T. Namikawa, K. Kamada and K. Itami, *Chem. Sci.*, 2013, **4**, 84.
- 66 M. Fujitsuka, D. W. Cho, T. Iwamoto, S. Yamago and T. Majima, *Phys. Chem. Chem. Phys.*, 2012, **14**, 14585.
- 67 T. Nishihara, Y. Segawa, K. Itami and Y. Kanemitsu, *J. Phys. Chem. Lett.*, 2012, **3**, 3125.
- 68 C. Camacho, T. A. Niehaus, K. Itami and S. Irle, *Chem. Sci.*, 2013, **4**, 187.
- 69 E. S. Hirst and R. Jasti, *J. Org. Chem.*, 2012, **77**, 10473.
- 70 J. Xia, M. R. Golder, M. E. Foster, B. M. Wong and R. Jasti, *J. Am. Chem. Soc.*, 2012, **134**, 19709.
- 71 T. Nishiuchi, X. Feng, V. Enkelmann, M. Wagner and K. Müllen, *Chem. – Eur. J.*, 2012, **18**, 16621.
- 72 H. Isobe, S. Hitosugi, T. Yamasaki and R. Iizuka, *Chem. Sci.*, 2013, **4**, 1293.
- 73 M. Fujitsuka, T. Iwamoto, E. Kayahara, S. Yamago and T. Majima, *ChemPhysChem*, 2013, **14**, 1570.
- 74 P. J. Evans and R. Jasti, *Top. Curr. Chem.*, 2012, DOI: 10.1007/128_2012_415.
- 75 A. V. Zabula, A. S. Filatov, J. Xia, R. Jasti and M. A. Petrukhina, *Angew. Chem., Int. Ed.*, 2013, **52**, 5033.
- 76 T. Matsuno, S. Kamata, S. Hitosugi and H. Isobe, *Chem. Sci.*, 2013, **4**, 3179.
- 77 S. Hitosugi, Y. Nakamura, T. Matsuno, W. Nakanishi and H. Isobe, *Tetrahedron Lett.*, 2012, **53**, 1180.
- 78 H. Omachi, T. Nakayama, E. Takahashi, Y. Segawa and K. Itami, *Nat. Chem.*, 2013, **5**, 572.
- 79 E. Kayahara, T. Iwamoto, T. Suzuki and S. Yamago, *Chem. Lett.*, 2013, **42**, 621.
- 80 S. Hitosugi, R. Iizuka, T. Yamasaki, R. Zhang, Y. Murata and H. Isobe, *Org. Lett.*, 2013, **15**, 3199.
- 81 M. R. Golder, B. M. Wong and R. Jasti, *Chem. Sci.*, 2013, **4**, 4285.
- 82 H.-B. Li, A. J. Page, S. Irle and K. Morokuma, *J. Phys. Chem. Lett.*, 2013, **4**, 3176.
- 83 T. Iwamoto, Y. Watanabe, H. Takaya, T. Haino, N. Yasuda and S. Yamago, *Chem. – Eur. J.*, 2013, **19**, 14061.
- 84 H. Chen, M. R. Golder, F. Wang, R. Jasti and A. K. Swan, *Carbon*, 2014, **67**, 203.
- 85 J. M. Batson and T. M. Swager, *Synlett*, 2013, 2545.
- 86 E. Kayahara, T. Iwamoto, H. Takaya, T. Suzuki, M. Fujitsuka, T. Majima, N. Yasuda, N. Matsuyama, S. Seki and S. Yamago, *Nat. Commun.*, 2013, **4**, 2694.
- 87 E. Kayahara, T. Kouyama, T. Kato, H. Takaya, N. Yasuda and S. Yamago, *Angew. Chem., Int. Ed.*, 2013, **52**, 13722.
- 88 F. Sibbel, K. Matsui, Y. Segawa, A. Studer and K. Itami, *Chem. Commun.*, 2014, **50**, 954.
- 89 A. Yagi, G. Venkataramana, Y. Segawa and K. Itami, *Chem. Commun.*, 2014, **50**, 957.
- 90 P. Li, T. J. Sisto, E. R. Darzi and R. Jasti, *Org. Lett.*, 2014, **16**, 182.
- 91 M. Banerjee, R. Shukla and R. Rathore, *J. Am. Chem. Soc.*, 2009, **131**, 1780.
- 92 B. L. Merner, K. S. Unikela, L. N. Dawe, D. W. Thompson and G. J. Bodwell, *Chem. Commun.*, 2013, **49**, 5930.
- 93 S. Hitosugi, A. Matsumoto, Y. Kaimori, R. Iizuka, K. Soai and H. Isobe, *Org. Lett.*, 2014, **16**, 645.
- 94 K. Soai, T. Shibata, H. Morioka and K. Choji, *Nature*, 1995, **378**, 767.
- 95 S. Yamago, E. Kayahara and T. Iwamoto, *Chem. Rec.*, 2014, **14**, 84.
- 96 F. E. Golling, M. Quernheim, M. Wagner, T. Nishiuchi and K. Müllen, *Angew. Chem., Int. Ed.*, 2014, **53**, 1525.
- 97 D. A. Hines, E. R. Darzi, R. Jasti and P. V. Kamat, *J. Phys. Chem. A*, 2014, **118**, 1595. *Erratum* 2015, **119**, 428.
- 98 Y. Nakanishi, H. Omachi, S. Matsuura, Y. Miyata, R. Kitaura, Y. Segawa, K. Itami and H. Shinohara, *Angew. Chem., Int. Ed.*, 2014, **53**, 3102.
- 99 A.-F. Tran-Van, E. Huxol, J. M. Basler, M. Neuburger, J.-J. Adjizian, C. P. Ewels and H. A. Wegner, *Org. Lett.*, 2014, **16**, 1594.
- 100 A.-F. Tran-Van, S. Götz, M. Neuburger and H. A. Wegner, *Org. Lett.*, 2014, **16**, 2410.
- 101 Y. Kameoka, T. Sato, T. Koyama, K. Tanaka and T. Kato, *Chem. Phys. Lett.*, 2014, **598**, 69.
- 102 T. Nishihara, Y. Segawa, K. Itami and Y. Kanemitsu, *Chem. Sci.*, 2014, **5**, 2293.
- 103 Y. Ishii, S. Matsuura, Y. Segawa and K. Itami, *Org. Lett.*, 2014, **16**, 2174.
- 104 C. Huang, Y. Huang, N. G. Akhmedov, B. V. Popp, J. L. Petersen and K. K. Wang, *Org. Lett.*, 2014, **16**, 2672.
- 105 S. Sato, T. Yamasaki and H. Isobe, *Proc. Natl. Acad. Sci. U. S. A.*, 2014, **111**, 8374.
- 106 F. L. Hirshfeld, *Theor. Chim. Acta*, 1977, **44**, 129.
- 107 J. J. McKinnon, M. A. Spackman and A. S. Mitchell, *Acta Crystallogr., Sect. B: Struct. Crystallogr. Cryst. Chem.*, 2004, **60**, 627.



- 108 T. Iwamoto, E. Kayahara, N. Yasuda, T. Suzuki and S. Yamago, *Angew. Chem., Int. Ed.*, 2014, **53**, 6430.
- 109 M. Peña Alvarez, P. Mayorga Burrezo, M. Kertesz, T. Iwamoto, S. Yamago, J. Xia, R. Jasti, J. T. López Navarrete, M. Taravillo, V. G. Baonza and J. Casado, *Angew. Chem., Int. Ed.*, 2014, **53**, 7033.
- 110 M. Fujitsuka, C. Lu, T. Iwamoto, E. Kayahara, S. Yamago and T. Majima, *J. Phys. Chem. A*, 2014, **118**, 4527.
- 111 S. Hitosugi, K. Ohkubo, R. Iizuka, Y. Kawashima, K. Nakamura, S. Sato, H. Kono, S. Fukuzumi and H. Isobe, *Org. Lett.*, 2014, **16**, 3352.
- 112 M. Peña Alvarez, P. Mayorga Burrezo, T. Iwamoto, L. Qiu, M. Kertesz, M. Taravillo, V. G. Baonza, J. T. López Navarrete, S. Yamago and J. Casado, *Faraday Discuss.*, 2014, **173**, 157.
- 113 K. Yuan, Y.-J. Guo, T. Yang, J.-S. Dang, P. Zhao, Q.-Z. Lia and X. Zhao, *J. Phys. Org. Chem.*, 2014, **27**, 772.
- 114 M. Fujitsuka, S. Tojo, T. Iwamoto, E. Kayahara, S. Yamago and T. Majima, *J. Phys. Chem. Lett.*, 2014, **5**, 2302.
- 115 V. S. Reddy, C. Camacho, J. Xia, R. Jasti and S. Irlé, *J. Chem. Theory Comput.*, 2014, **10**, 4025.
- 116 A.-F. Tran-Van and H. A. Wegner, *Beilstein J. Nanotechnol.*, 2014, **5**, 1320.
- 117 T. Iwamoto, Z. Slanina, N. Mizorogi, J. Guo, T. Akasaka, S. Nagase, H. Takaya, N. Yasuda, T. Kato and S. Yamago, *Chem. – Eur. J.*, 2014, **20**, 14403.
- 118 K. Suenaga, T. Okazaki, K. Hirahara, S. Bandow, H. Kato, A. Taninaka, H. Shinohara and S. Iijima, *Appl. Phys. A: Mater. Sci. Process.*, 2003, **76**, 445.
- 119 L. Adamska, I. Nayyar, H. Chen, A. K. Swan, N. Oldani, S. Fernandez-Alberti, M. R. Golder, R. Jasti, S. K. Doorn and S. Tretiak, *Nano Lett.*, 2014, **14**, 6539.
- 120 T. Matsuno, S. Sato, R. Iizuka and H. Isobe, *Chem. Sci.*, 2015, **6**, 909.
- 121 T. Matsuno, H. Naito, S. Hitosugi, S. Sato, M. Kotani and H. Isobe, *Pure Appl. Chem.*, 2014, **86**, 489–495.
- 122 K. Matsui, Y. Segawa and K. Itami, *J. Am. Chem. Soc.*, 2014, **136**, 16452.
- 123 H. Ito, Y. Mitamura, Y. Segawa and K. Itami, *Angew. Chem., Int. Ed.*, 2015, **54**, 159.
- 124 N. Toriumi, A. Muranaka, E. Kayahara, S. Yamago and M. Uchiyama, *J. Am. Chem. Soc.*, 2015, **137**, 82.
- 125 D. Myśliwiec, M. Kondratowicz, T. Lis, P. J. Chmielewski and M. Stępień, *J. Am. Chem. Soc.*, 2015, **137**, 1643.
- 126 H. Chen, M. R. Golder, F. Wang, S. K. Doorn, R. Jasti, S. Tretiak and A. K. Swan, *J. Phys. Chem. C*, 2015, **119**, 2879.
- 127 N. Kubota, Y. Segawa and K. Itami, *J. Am. Chem. Soc.*, 2015, **137**, 1356.
- 128 H. Jiang, T. Tanaka, H. Mori, K. H. Park, D. Kim and A. Osuka, *J. Am. Chem. Soc.*, 2015, **137**, 2219.
- 129 K. Yuan, Y. Guo and X. Zhao, *J. Phys. Chem. C*, 2015, DOI: 10.1021/jp5129657.
- 130 K. Ozaki, K. Kawasumi, M. Shibata, H. Ito and K. Itami, *Nat. Commun.*, 2015, **6**, 6251.
- 131 M. Golder and R. Jasti, *Acc. Chem. Res.*, 2015, DOI: 10.1021/ar5004253.
- 132 H. Ueno, T. Nishihara, Y. Segawa and K. Itami, *Angew. Chem., Int. Ed.*, 2015, DOI: 10.1002/anie.201500544.
- 133 H. Isobe, K. Nakamura, S. Hitosugi, S. Sato, H. Tokoyama, H. Yamakado, K. Ohno and H. Kono, *Chem. Sci.*, 2015, DOI: 10.1039/C5SC00335K.
- 134 Y. Segawa, T. Kuwabara, K. Matsui, S. Kawai and K. Itami, *Tetrahedron*, 2015, DOI: 10.1016/j.tet.2015.02.066.

