



Citation for published version:

Wang, Z, Vanden-Broeck, JM & Milewski, PA 2014, 'Asymmetric gravity-capillary solitary waves on deep water', *Journal of Fluid Mechanics*, vol. 759, R2. <https://doi.org/10.1017/jfm.2014.567>

DOI:

[10.1017/jfm.2014.567](https://doi.org/10.1017/jfm.2014.567)

Publication date:

2014

Document Version

Early version, also known as pre-print

[Link to publication](#)

University of Bath

General rights

Copyright and moral rights for the publications made accessible in the public portal are retained by the authors and/or other copyright owners and it is a condition of accessing publications that users recognise and abide by the legal requirements associated with these rights.

Take down policy

If you believe that this document breaches copyright please contact us providing details, and we will remove access to the work immediately and investigate your claim.

Asymmetric gravity-capillary solitary waves on deep water

Z. Wang^{1,2,†}, J. -M. Vanden-Broeck¹
and P. A. Milewski²

¹Department of Mathematics, University College London, London, WC1E 6BT, UK

²Department of Mathematical Sciences, University of Bath, Bath, BA2 7AY, UK

(Received)

We present new families of gravity-capillary solitary waves propagating on the surface of a two-dimensional deep fluid. These spatially-localised travelling-wave solutions are non-symmetric in the wave propagation direction. Our computation reveals that these waves appear from a spontaneous symmetry-breaking bifurcation, and connect two branches of multi-packet symmetric solitary waves. The speed-energy bifurcation curve of asymmetric solitary waves features a zig-zag behaviour with one or more turning points.

1. Introduction

There has been a long-standing scientific interest in gravity-capillary waves (commonly referred to as wind ripples, see Zhang (1995)), owing to their importance in the exchange of momentum, thermal energy and gases between the ocean and the atmosphere. Furthermore, wind ripples are of theoretical interest, as they occur at the scale set when the restoring forces due to gravitation and surface tension are equally important, and therefore give rise to a new type of solitary wave. In contrast to the pure gravity solitary waves in shallow water, the gravity-capillary solitary waves can exist on the surface of both two- and three-dimensional fluids and in arbitrary depth. When the Bond number $B = \sigma/\rho gh^2$ (σ is the surface tension coefficient, ρ is the fluid density, g is the gravitational acceleration and h is the depth of a fluid) is less than $1/3$, these waves resemble wave packets featuring oscillatory decaying tails, therefore are usually called wavepacket solitary waves (Longuet-Higgins (1989)). The existence of wavepacket solitary waves requires that the phase speed has a global extremum at finite wavenumber, where the group velocity and the phase velocity are equal. Traditionally, at this non-dispersive point, one approximates such wave packets with a cubic focussing nonlinear Schrödinger equation (NLS) in the modulational regime, where the sech-type soliton solution of the stationary NLS approximates the envelope of the solitary waves in the primitive equation.

The numerical computation of gravity-capillary solitary waves for the irrotational Euler equation has received considerable attention in the past few decades, beginning when Longuet-Higgins (1989) first found a new type of solitary waves in deep water. These “depression” symmetric wavepacket solitary waves have a negative free surface elevation at their centre. Later, Vanden-Broeck & Dias (1992) found another branch of solitary waves with a positive free-surface elevation at the centre, which were thereafter called elevation solitary waves. These two branches are both symmetric solitary waves, bifurcating from infinitesimal periodic waves at the minimum of the phase speed and exist at subcritical speeds.

Unlike the classic gravity solitary waves which can only exist in symmetric form (see

† Email address for correspondence: zhan.wang@ucl.ac.uk

Craig & Sternberg (1988) for the rigorous proof), there is some evidence that asymmetric solitary waves may exist in the presence of both gravity and surface tension. Based on the theoretical study, asymptotic analysis and numerical computation of the fifth-order Korteweg-de Vries (KdV) equation, a reduced model for small amplitude gravity-capillary waves of finite depth when the Bond number is close to $1/3$, a rich structure of symmetric and asymmetric fully localised travelling waves may exist in the water wave problem (see Zufiria (1987), Buffoni *et al.* (1996a), Yang & Akylas (1997), Champneys & Groves (1997) and the references therein). In particular, Yang & Akylas (1997) showed that the two symmetric elevation and depression branches are the only ones that can bifurcate from infinitesimal periodic waves at the minimum speed of linear waves, and that close to the bifurcation point their envelopes are governed by single-hump solutions of the nonlinear Schrödinger equation (NLS). They also showed that, at finite amplitude, there are an infinite number of symmetric and asymmetric solitary-wave branches formed by two or more adjacent packets. Buffoni *et al.* (1996b) used a rigorous centre manifold reduction to show that the plethora of multiple solutions to the fifth-order KdV model equation must persist in the full water wave problem at small amplitude and $B = 1/3$. The fifth-order KdV equation remains a restricted model for gravity-capillary waves, only valid when the mean depth of water is close to 0.5cm and for small amplitudes (Zufiria (1987)). One can therefore ask the question whether asymmetric solitary waves can be obtained in the full irrotational Euler equations in more realistic situations.

In this paper we focus on the *deep water* case which, given the typical wavelength of gravity-capillary waves for an air water interface, is applicable for when the water is deeper than a few centimetres. We shall present numerical evidence of asymmetric gravity-capillary solitary waves on deep water. This is, to our knowledge, the first time that non-symmetric solitary waves have been computed using the irrotational Euler equations. The numerical procedure is outlined in §2. The main results are presented in §3, including the typical wave profiles and the bifurcation behaviour. In the conclusions, we discuss possible extensions to the work.

2. Numerical Procedure

Consider a two-dimensional, irrotational flow of an inviscid, incompressible fluid of infinite depth. The flow is bounded above by a free surface. The effects of gravity and surface tension are taken into account. We introduce Cartesian coordinates with $y = 0$ at the constant level of the free surface at infinity. We denote the equation of the free surface by $y = \eta(x, t)$. We define the velocity potential by $\phi(x, y, t)$, which satisfies Laplace equation within the fluid domain, namely, $\phi_{xx} + \phi_{yy} = 0$ for $y < \eta(x, t)$. Solutions travelling at a constant velocity c can be found by assuming that the unknowns η and ϕ depend on $x - ct$. Therefore the kinematic and dynamic boundary conditions on the free surface $y = \eta(x, t)$ can be written as

$$-c\eta_x = -\eta_x\phi_x + \phi_y, \quad (2.1)$$

$$-c\phi_x = -\frac{1}{2}(\phi_x^2 + \phi_y^2) - \eta + \frac{\eta_{xx}}{(1 + \eta_x^2)^{3/2}}. \quad (2.2)$$

These two equations were made dimensionless by choosing $(\sigma/\rho g)^{1/2}$ and $(\sigma/\rho g^3)^{1/4}$ as the units of length and time.

To handle the unknown free surface, we use a conformal transformation, mapping the physical fluid domain to the lower-half plane. The map is defined by $z(\xi, \zeta) = x(\xi, \zeta) + iy(\xi, \zeta)$ with the horizontal and vertical coordinates in the new plane denoted by ξ and ζ

respectively. The free surface is mapped to the ξ -axis, and can therefore be parameterized by $Y(\xi) \triangleq \eta(x(\xi, 0))$. In the transformed plane, (2.1)–(2.2) can be recast to a single integro-differential equation for Y and c as unknowns

$$\frac{c^2}{2} \left(\frac{1}{X_\xi^2 + Y_\xi^2} - 1 \right) + Y + \frac{Y_\xi X_{\xi\xi} - X_\xi Y_{\xi\xi}}{(X_\xi^2 + Y_\xi^2)^{3/2}} = 0 \quad (2.3)$$

together with $X_\xi = 1 - \mathcal{H}[Y_\xi]$, where \mathcal{H} is the Hilbert transform defined as

$$\mathcal{H}[f] = \int_{\mathbb{R}} \frac{f(\xi')}{\xi' - \xi} d\xi'. \quad (2.4)$$

The detailed derivation of these equations can be found, for example, in Milewski *et al.* (2010) and it is noted that (2.3) is equivalent to the equation obtained in Vanden-Broeck & Dias (1992) by using the hodograph transformation for a steady solution in a frame moving with the wave.

The energy of solitary waves will be used as a parameter in bifurcation curves, and is the sum of kinetic and potential energies

$$E = \frac{1}{2} \int_{\mathbb{R}} dx \int_{-\infty}^{\eta} (\phi_x^2 + \phi_y^2) dy + \frac{1}{2} \int_{\mathbb{R}} \eta^2 dx + \int_{\mathbb{R}} \left(\sqrt{1 + \eta_x^2} - 1 \right) dx. \quad (2.5)$$

This can be rewritten in the transformed plane as follows

$$E = \frac{1}{2} \int_{\mathbb{R}} \left[c^2 Y_\xi \mathcal{H}[Y] + 2 \left(\sqrt{X_\xi^2 + Y_\xi^2} - X_\xi \right) + Y^2 X_\xi \right] d\xi. \quad (2.6)$$

Equation (2.3) is solved numerically by approximating Y by the truncated Fourier series

$$Y = \sum_{n=-N}^N (a_n + ib_n) e^{i2\pi n\xi/L} \quad (2.7)$$

with $b_0 = 0$, and for $n \neq 0$, $a_{-n} = a_n$, $b_{-n} = -b_n$. We remark that, for waves symmetric about $\xi = 0$, $b_n = 0$. Fixing L and N and c , there are $2N + 1$ unknowns: $a_0, a_1, \dots, a_N, b_1, b_2, \dots, b_N$. These unknowns are required to satisfy the $2N + 1$ equations obtained by projecting (2.3) onto each element of the basis $e^{i2\pi n\xi/L}$ for $n = 0, \dots, N$. Nonlinear terms in (2.3) are computed at uniform grid points in $\xi \in [-L/2, L/2]$ whereas the Hilbert transform and derivatives are computed in Fourier space using Fourier multipliers. For example, $\widehat{\mathcal{H}[Y]} = i \operatorname{sgn}(k) \widehat{Y}$ where the hat denotes the Fourier transform, and k the wavenumber. The equations are solved by Newton iterations and the branches are found by straightforward continuation in a chosen parameter (usually the Energy, unless a turning point is reached). This method of solution was successfully implemented in Milewski *et al.* (2010) for finding symmetric waves that were then used in the time-dependent computations. The computation of asymmetric solitary waves is far more expensive than that of symmetric solutions. Not only do these solutions require double the number of unknown Fourier coefficients, their multi-packet nature results in a much larger computational domain being needed. The solution was considered to have converged when the L^∞ -norm of the residual error was less than 10^{-11} . Various versions of the algorithm were implemented, calculating both the equations and error in either Fourier or physical space with the same results.

Since a long periodic domain is used to approximate solitary waves, the underlying period L and the number of the mesh points N are both chosen sufficiently large so that, to the numerical accuracy we use, the solution does not change when L and N are increased. This is tested by checking that the residual is less than 10^{-11} when L and

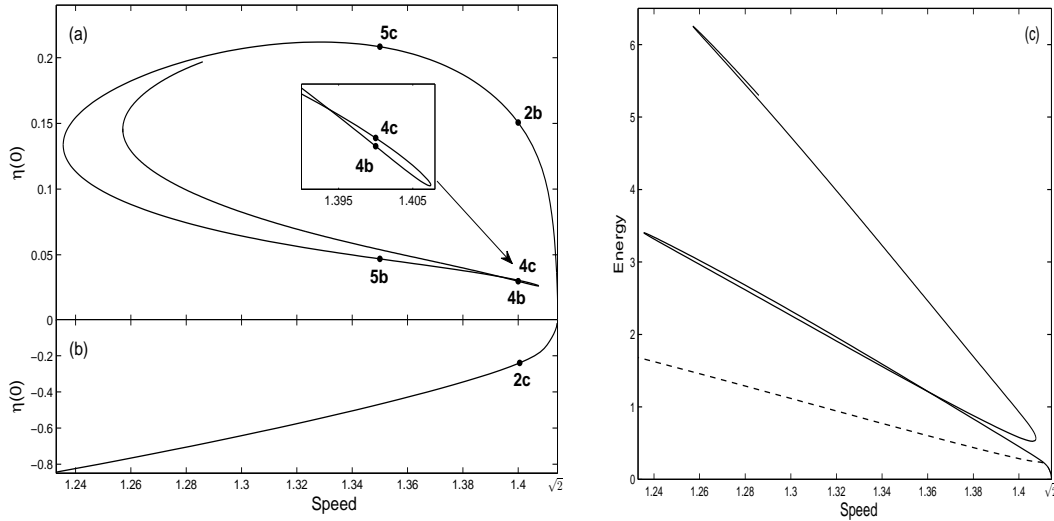


FIGURE 1. Speed-amplitude and speed-energy curves for symmetric elevation and depression solitary waves emerging from the bifurcation point $c^* = \sqrt{2}$. (a) The complex behaviour of the speed-amplitude curve for the elevation branch, with the sharp nature of the second turning point is shown in more detail. The labelled points correspond to the waves that will be used to construct initial guesses in the remaining figures; (b) speed-amplitude curve of the depression branch; (c) energy of the depression branch (dashed line) and of the elevation branch (solid line) showing a zig-zag behaviour.

N are changed. Further details on these parameters are provided in the result section. Overall, the above accuracy was achieved for all the numerical computations when the grid spacing $\Delta\xi$ was chosen to be in the range 0.025–0.05.

Two types of symmetric gravity-capillary solitary waves, elevation and depression depending on the height of the free surface at the centre, are known to exist on deep water. The speed-amplitude (where “amplitude” is defined as the centre elevation) and speed-energy bifurcation diagrams of the two branches are presented in Fig. 1, with typical profiles being shown in Fig. 2(b)(c), 4(b)(c) and 5(b)(c). The solution branch of depression waves is monotonic in both amplitude and energy (see Fig. 1(b) and the dashed line in Fig. 1(c)) and, as the amplitude increases along the branch, the waves become less oscillatory with a large central depression (contrast Fig. 2(b) and Fig. 5(b)). The elevation branch exhibits zig-zag behaviour (see Fig. 1(a)) first observed in Dias *et al.* (1996). This behaviour is clear in the speed-energy graph in Fig. 1(c) (see also 3(b)): the elevation branch traces back-and-forth, close to lines of slope approximately $2s, 3s, \dots$ where s is the slope of the depression branch. The reason for these slopes is that waves at large amplitude look like several copies of the basic depression wave placed side-by-side.

In order to compute asymmetric solitary waves, it is essential to choose a good initial guess for the Newton’s iterations. Motivated by the analysis of Yang & Akylas (1997), we prepare the initial data by superposing two offset symmetric solitary waves with distinct profiles but travelling at the same speed. The zig-zag behaviour of the elevation branch gives us more freedom than in Yang & Akylas (1997) in preparing the initial data for the Newton’s iterations because of the many possible choices of elevation waves travelling at the same speed. For example, points 2b, 2c, 4b, 4c in Fig. 1 are all waves travelling at the same speed.

3. Results

The numerical procedure outlined in the previous section was used to compute branches of asymmetric gravity-capillary solitary waves resulting from different initial guesses. The first numerical experiment presented is shown in Fig. 2. The initial guess for the Newton iteration was obtained by the simplest combination: a one-hump elevation (Fig. 2(b) corresponding to the point 2b in Fig. 1(a)) superposed with a depression solitary waves (Fig. 2(c) corresponding to the point 2c in Fig. 1(b)), both of which translate at $c = 1.4$. The vertical dashed line shown in Fig. 2(b)-(c) indicates the points at which these two symmetric solitary waves were glued together. In preparing initial data, we attempted two methods: glueing, whereby the profile of both waves are cut and connected at the glueing point, and, superposition, whereby the waves are linearly superposed after a relative shift. Both methods appear to work equally well.

With the initial guess described above, the algorithm converged to the solution as shown in Fig. 2(e). This numerical experiment was carried out with $L = 300$ and $N = 6000$. Once this solution was obtained, a global investigation of asymmetric solutions along this branch can be carried out through continuation methods. We found that this new branch begins and ends on branches of symmetric waves. Increasing the speed from point (e), the curve was found to finish on a symmetry-breaking bifurcation point at $c = 1.4089$ labeled (i) in Fig. 2(a). Decreasing the speed from point (e), the speed-energy curve experiences a turning point at $c = 1.3788$ where the wave speed attained its minimum value. The speed along the branch then increases until it reaches a symmetry-breaking bifurcation point at $c = 1.4077$, labelled (h) in Fig. 2(a). Wave profiles were considered to be symmetric in the non-symmetric formulation if, after choosing a symmetry point that minimises the difference of the solution and its mirror image about that point, the absolute difference between the two is less than 10^{-3} . The candidate symmetrical solution was then also checked on a code enforcing the symmetry.

The comparison between two different asymmetric solitary waves propagating at the same speed is made in Fig. 2(d)-(e) at $c = 1.4$ and Fig. 2(f)-(g) at $c = 1.385$. In each of these pairs of figures, to the left of the vertical dashed line, the profiles are almost identical. The vertical dotted line is drawn to indicate the relative horizontal shift between the elevation packet and the depression packet. For example, from (d) to (e) the distance between the two packets has increased by approximately one wavelength of the carrier wave. We can also conclude from these figures that the amplitude is not a suitable parameter to plot the bifurcation curve since the maximum (or the minimum) values of waves propagating at the same speed are almost identical. The profiles according to the two symmetry-breaking bifurcation points are shown in Fig. 2(h)-(i) respectively. Note that (i) has an additional wavelength with 5 troughs between the two minima instead of four in (h). The appearance of these multi-packet symmetric solitary waves had been observed by Buffoni *et al.* (1996a) for the fifth-order KdV equation. We have continued the multi-packet symmetric branches (see the dashed lines in (a)): the branch corresponding to Fig. 2(h) is in fact connected to the fundamental elevation branch (shown in Fig. 1), whereas the branch corresponding to Fig. 2(i) appears to be a new branch of “depression” solitary waves. This branch is shown in Fig. 3.

We now consider a different branch of asymmetric solitary waves, obtained by piecing together two symmetric multi-hump *elevation* solitary waves with the same speed, labeled 4b and 4c in Fig. 1(a). The glueing points are shown in Fig. 4(b) and (c) via the vertical dashed line. The Newton algorithm converged to the solution shown in Fig. 4(d). Using this as the starting point, the complete bifurcation curve can then be followed. This computation was carried out in a domain with $L = 300$ and $N = 10000$ equally-spaced

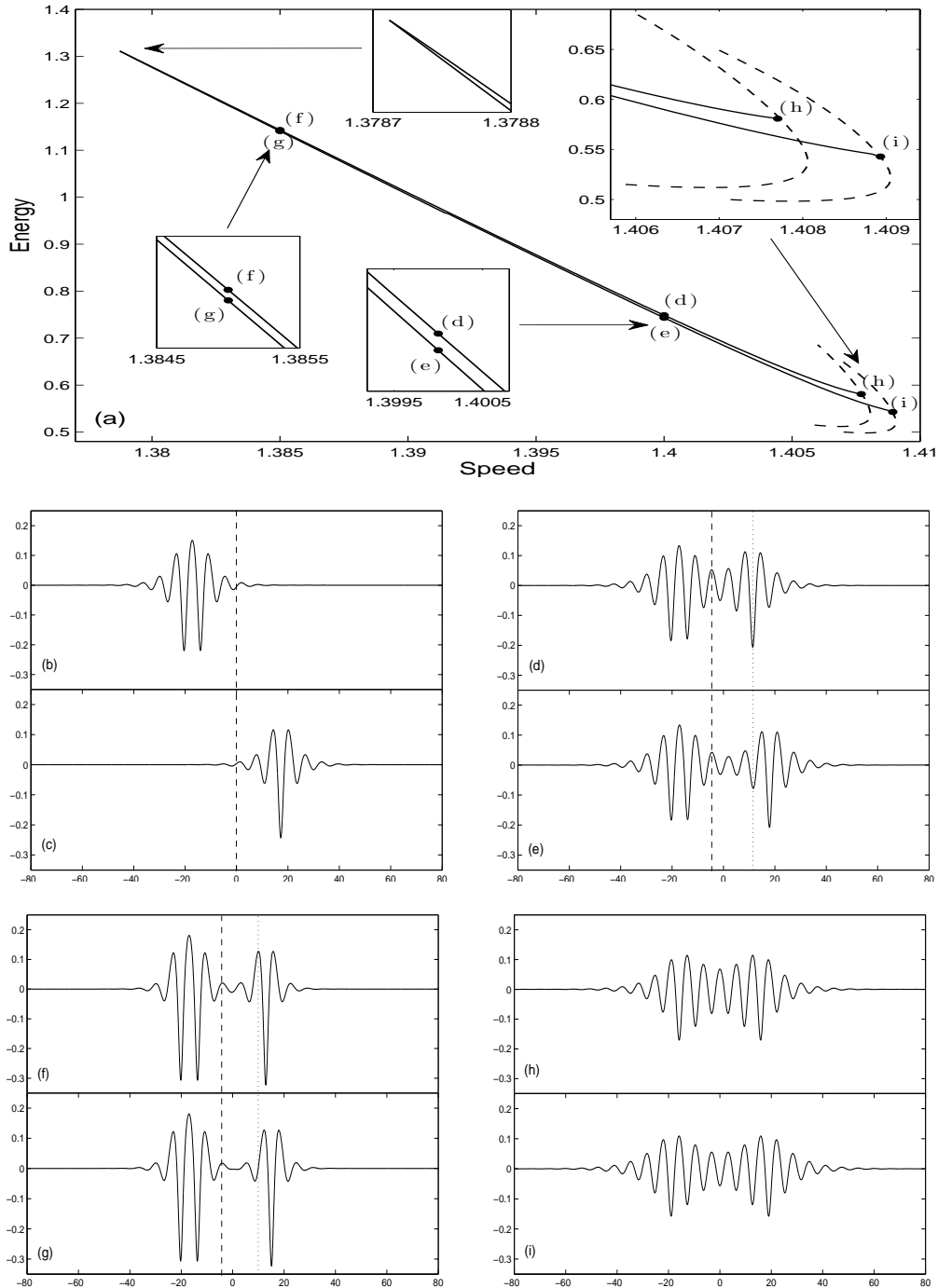


FIGURE 2. A branch arising from an asymmetric wave with the initial guess being composed by a one-hump elevation wave and a depression wave propagating at $c = 1.4$. (a) Speed-energy curves for asymmetric waves (solid line) and symmetric waves (dashed line). The sharp turning point and the symmetry-breaking bifurcations are shown in details. (b)-(c): Profiles of the elevation wave labeled 2b in Fig. 1(a) and the depression wave labeled 2c in Fig. 1(b). (d)-(i): Typical profiles marked in (a) with same labels. (d)-(e): Typical profiles of asymmetric solitary waves close to the bifurcation points. (f)-(g): Typical profiles of asymmetric solitary waves close to the turning point. (h)-(i): Waves at the symmetry-breaking bifurcation points.

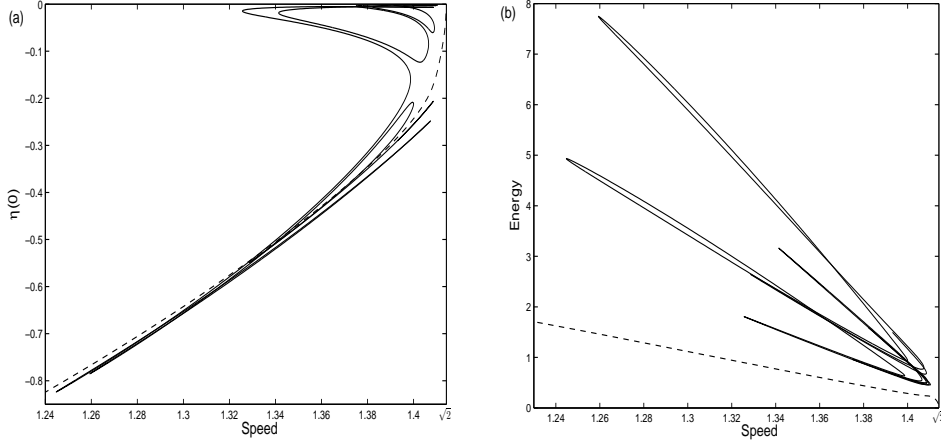


FIGURE 3. Speed-amplitude and speed-energy curves for a new branch of symmetric *depression* solitary waves (solid curve), together with the known depression branch (dashed). This branch was found by following asymmetric waves to their original symmetry-breaking bifurcation. (a) The complex behaviour of the speed-amplitude curve for the branch, reminiscent of elevation branches. (b) Energy of the branch showing the discrete nature of the slope due to the waves’ similarity to a discrete set of single waves placed side-by-side.

points. The speed-energy curve of asymmetric solitary waves, the solid line shown in Fig. 4(a), manifests similar zig-zag behaviour as found in other cases. In contrast to the Fig. 2(a), there are multiple turning points occurring both at large amplitude and close to the critical speed c^* . The fate of this bifurcation curve is the same as that of Fig. 2, namely that the non-symmetric branch connects the two symmetry-breaking bifurcations (dashed curves in Fig. 4(a)) on branches of symmetric waves.

Typical wave profiles are presented in Fig. 4(d)-(i). First, waves on both sides of a turning point close to c^* are shown in (d)-(e). Note that the waves are very similar on the left side of the dashed line but differ significantly to the right-hand side of the same line. The profile to the right gained an oscillation passing through the turning point close to c^* . On the other hand, for the turning point where the minimum of c is attained, the turning point changes the profile from a “dimple” to a “crest” in the vicinity of a point. Profiles of the waves moving at $c = 1.29$ placed on both sides of this turning point are plotted in (f) and (g). Note the dimple at point U, contrasted with the crest at point V. The profiles for the neighbouring turning points (h) and (i) shown in (a) are presented in the lower right panel, and again the vertical dash line separates the similar and different portions of the two figures. It is clear that the (i) branch has one more large trough. The profiles corresponding to the symmetry-breaking bifurcation points ① and ② (not shown), are out of phase at the centre, similar to those of the first experiment (see Fig. 2(h)-(i)).

We should emphasise that it is considerably more difficult to follow the bifurcation branches of asymmetric solitary waves than symmetric ones. In symmetric computations, the value or the second derivative (curvature) of the centre point is usually used as a bifurcation parameter to traverse the very sharp turning points of the bifurcation (see for example Dias *et al.* (1996)). For non-symmetric branches another ‘proper’ condition must be chosen for the sharp turning points. The intuition for selecting ‘proper’ points can be illustrated in Fig. 4(d)-(g): when the turning point is far from c^* , a point in the

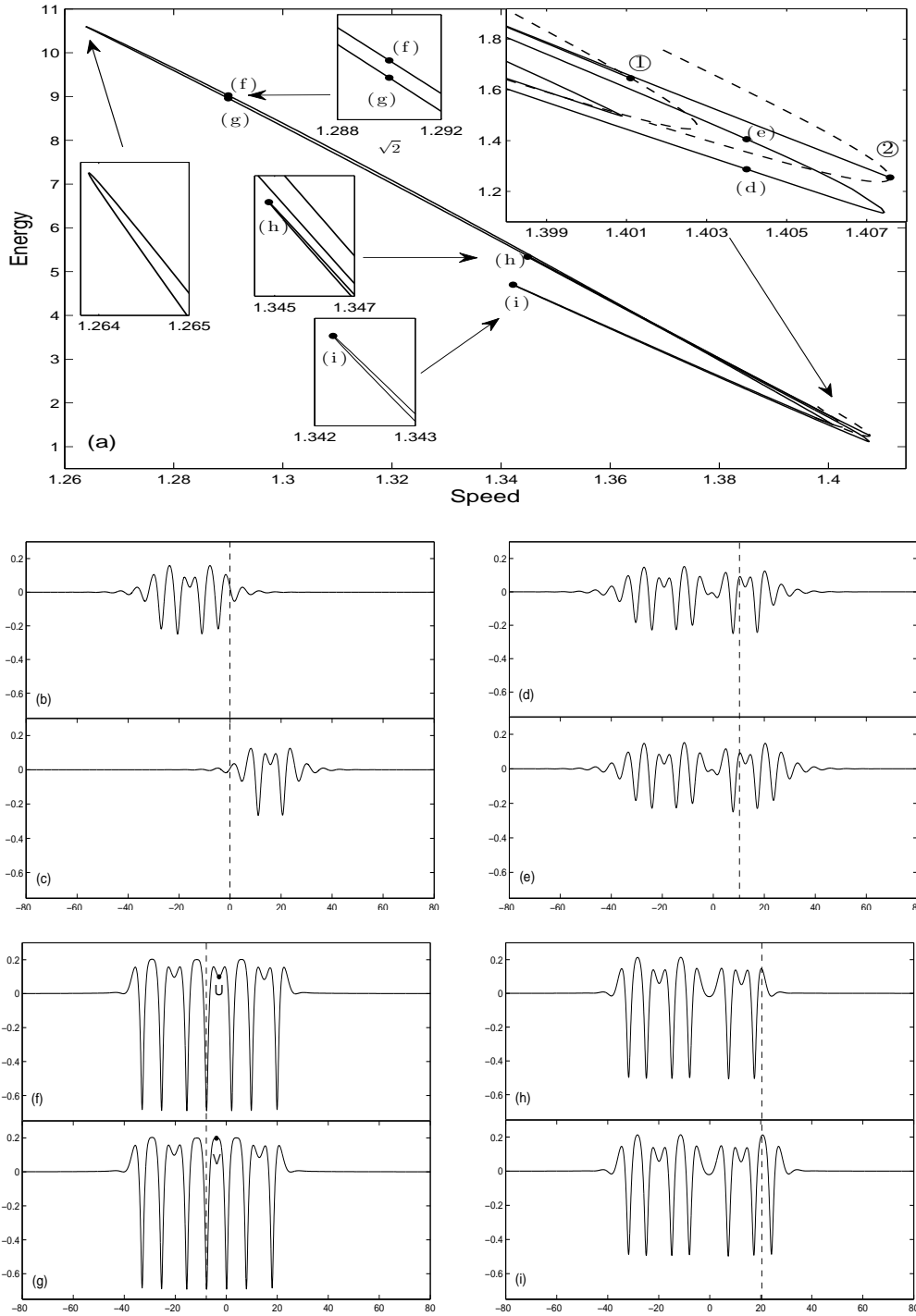


FIGURE 4. A branch arising from an asymmetric wave with the initial guess being composed by two distinct multi-hump elevation solitary waves propagating at $c = 1.4$. (a) Speed-energy curves for asymmetric waves (solid line) and symmetric waves (dashed line). The sharp turning points and the symmetry-breaking bifurcations are shown in details. (d)-(i): Typical profiles marked in (a) with same labels. (b)-(c): Wave profiles labeled 4b and 4c in Fig. 1(a) respectively. (d)-(e): Typical profiles of asymmetric solitary waves close to a turning point near c^* . (f)-(g): Typical profiles of asymmetric solitary waves close to the turning point at a minimum of c . (h)-(i) Wave profiles at turning points.

middle is chosen (e.g. U in Fig. 4(f)); for the turning points close to c^* , one chooses a point in the tail (see Fig. 4(d)).

A summative description of our observations of the asymmetric branches is as follows. First, a symmetry-breaking bifurcation occurs near a turning point of a branch of multi-packet symmetric solitary waves. This branch of non-symmetric solitary waves begins to snake back and forth. Along this new branch there is significant change on one-side of the wave when passing through the turning point close to the minimum speed of linear waves ($c \approx c^*$), and at the turning point near local minima of the solitary wave speed c . The change comes in the form of a new oscillation or a dimple being added to the profile. In this way the asymmetric wave gradually adjusts its shape and finally merges into another symmetry-breaking bifurcation.

The last experiment is used to provide evidence that one can construct a plethora of branches of asymmetric solitary waves. The computations were performed with $L=240$ and 9600 mesh points. The starting guess for the solutions was taken by gluing two elevation solitary waves at $c = 1.35$, similar to the second experiment. The profiles of these two elevation waves together with the gluing points are shown in Fig. 5(b)-(c). Using the method stated in last paragraph, the full bifurcation curve was found to be more complicated than that in the second experiment, even though the initial guesses came from the same elevation branch. The curve has six turning points near c^* and five turning points far away. The wave profiles near some turning points are presented in Fig. 5(d)-(g). The values of the points labeled P_1, Q_1, S_1, T_1 in Fig. 5(f) and P_2, Q_2, S_2, T_2 in Fig. 5(g), while very close, show that these two profiles differ from each other and are both non-symmetric. Similar to the previous two experiments, this non-symmetric branch connects the two symmetry-breaking bifurcations, with the two bifurcation points being shown in Fig. 5(h) and (i). In this experiment the bifurcation points appear to be exactly at the turning points of the symmetric branches (this also happens to one of the bifurcation points in the second experiment, see ② in Fig. 4(a)).

4. Discussion

In the present work, we implemented a numerical procedure to compute multi-packet, non-symmetric, gravity-capillary solitary waves in the primitive irrotational Euler equations. It turns out that these waves, seen previously in models - the fifth-order KdV equation - do exist in potential flow on deep water, and the speed-energy bifurcation curves show a zig-zag behaviour with multiple turning points. The non-symmetric waves were further found to bifurcate from multi-packet symmetric branches and end on another symmetry-breaking bifurcation. Indeed, we have also found new symmetric branches by following the branches at these endpoints. The symmetry breaking bifurcation points found are all close to the small amplitude turning points of the branches of multi-packet symmetric solitary waves.

There are other possible free surface fluid systems with possible asymmetric solitary waves worth investigating, most notably hydroelastic (or flexural-gravity) waves, a model used to describe the propagation of waves on floating ice sheets, and interfacial waves between two immiscible fluids, under the action of both gravity and surface tension forces. In these two cases, the full equations support both elevation and depression solitary waves at finite amplitude and we expect, similarly, to have multi-packet non-symmetric solitary waves.

Our numerical results also raise other questions. A natural question is whether all solutions arise via a spontaneous symmetry-breaking bifurcations as we found, or whether there are isolated non-symmetric branches which do not branch off from symmetric ones.

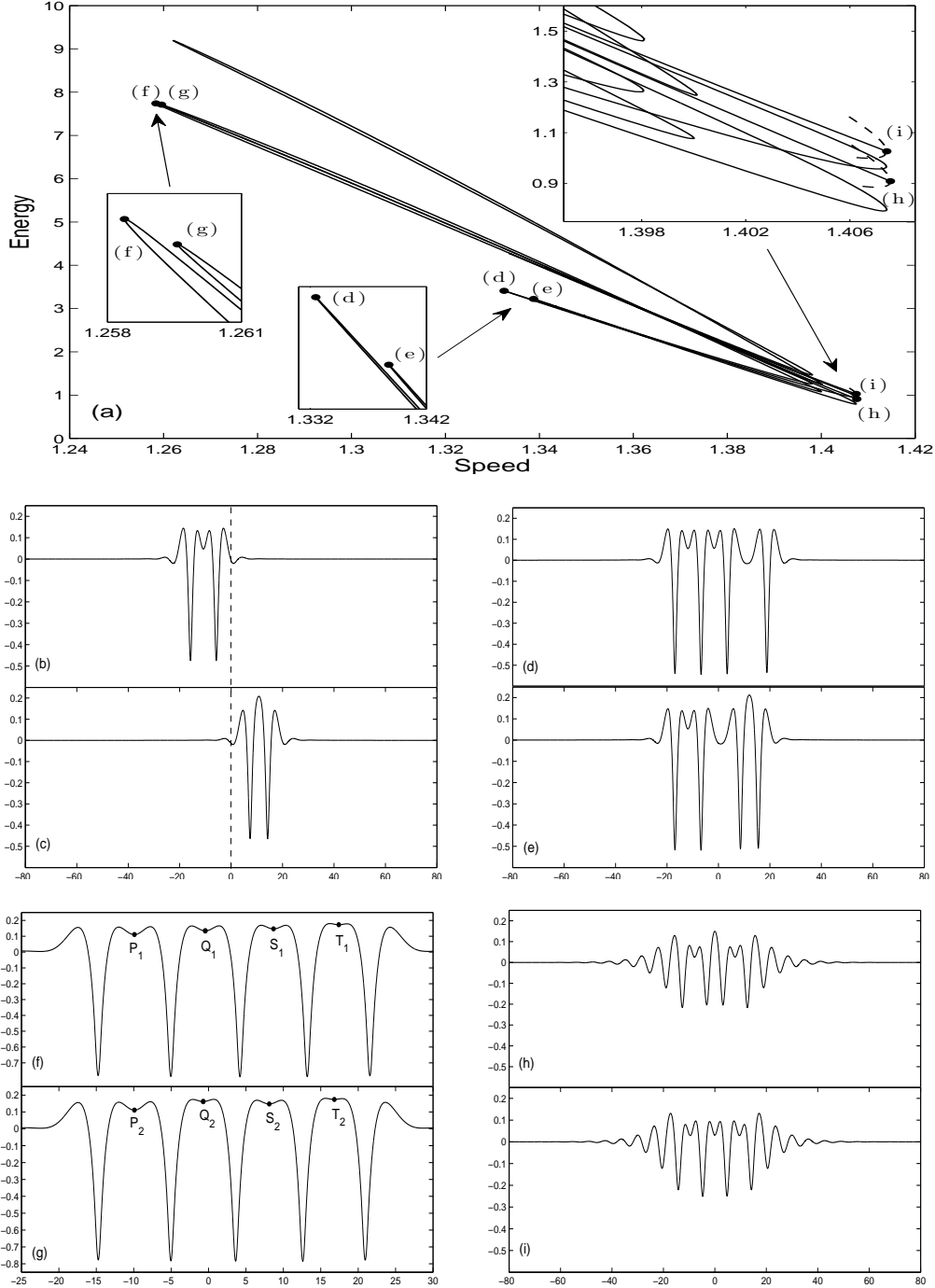


FIGURE 5. A branch arising from an asymmetric wave with the initial guess being composed by a one-hump and a multi-hump elevation solitary waves propagating at $c = 1.35$. (a) Speed-energy curves for asymmetric waves (solid line) and symmetric waves (dashed line). The symmetry-breaking bifurcation is shown in details. (b)-(c) Wave profiles corresponding to the points labeled 5b and 5c respectively in Fig. 1(a). (d)-(i): Typical profiles marked in (a) with same labels. (d)-(e): Typical profiles of asymmetric solitary waves at the turning points. (f)-(g): Typical profiles of asymmetric solitary waves at turning point near a minimum of c . For (f) $\eta(P_1) = 0.1104$, $\eta(Q_1) = 0.1342$, $\eta(S_1) = 0.1463$, $\eta(T_1) = 0.1727$ and for (g) $\eta(P_2) = 0.1109$, $\eta(Q_2) = 0.1618$, $\eta(S_2) = 0.1471$, $\eta(T_2) = 0.1743$. (h)-(i) The wave profiles at the symmetry-breaking bifurcation points.

A second question is how these results can be generalised to the three-dimensional case, in which the basic elevation and depression lumps have been found in the Euler equations (Parau *et al.* (2005); Wang & Milewski (2012)). Namely, are there Euler lump solutions which are non-symmetric in either propagation or transverse directions? Since overhanging waves are common at large amplitude Vanden-Broeck & Dias (1992), one can ask whether there are asymmetric solitary waves with overhanging structures.

Lastly, there is the question of stability of these asymmetric solutions. Some symmetric multi-hump solutions have been shown to be stable in the fifth-order KdV model (Levandosky (1999); Buryak & Champneys (1997)) and in the full water wave problem (Calvo & Akylas (2002); Milewski *et al.* (2010)). Along these lines, one might ask whether any of the asymmetric solitary waves that we have found in full Euler equations are stable.

Acknowledgment This work was supported by EPSRC, under grant nos. EP/J019569/1 (J.-M.V.-B. and Z.W.) and EP/J019321/1 (P.A.M.), and by a Royal Society Wolfson award (P.A.M.).

REFERENCES

- BUFFONI, B., CHAMPNEYS, A. R. & TOLAND, J. F. 1996 Bifurcation and coalescence of a plethora of multi-modal homoclinic orbits in a Hamiltonian system. *J. Dyn. Differ. Equ.* **8**, 221–281.
- BUFFONI, B., GROVES, M. D. & TOLAND, J. F. 1996 A Plethora of solitary gravity-capillary water waves with nearly critical Bond and Froude numbers. *Phil. Tran. R. Soc. A* **354**, 575–607.
- BURYAK, A. V. & CHAMPNEYS, A. R. 1997 On the stability of solitary waves of the fifth-order KdV equation. *Phys. Lett. A* **233**, 58–62.
- CALVO, D. C. & AKYLAS, T. R. 2002 Stability of steep gravity-capillary solitary waves in deep water. *J. Fluid Mech.* **452**, 123–143.
- CHAMPNEYS, A. R. & GROVES, M. D. 1997 A global investigation of solitary-wave solutions to a two-parameter model for water waves. *J. Fluid Mech.* **342**, 199–229.
- CRAIG, W. & STERNBERG, P. 1988 Symmetry of solitary waves. *Comm. PDE* **13**, 603–633.
- DIAS, F., MENASCE, D. & VANDEN-BROECK, J. -M. 1996 Numerical study of capillary-gravity solitary waves. *Eur. J. Mech. B: Fluids* **15**, 17–36.
- LEVANDOSKY S. P. 1999 A stability analysis of fifth-order water wave models. *Physica D* **125**, 222–240.
- LONGUET-HIGGINS, M. S. 1989 Capillary-gravity waves of solitary type on deep water. *J. Fluid Mech.* **200**, 451–478.
- MILEWSKI, P. A., VANDEN-BROECK, J. -M. & WANG, Z. 2010 Dynamics of steep two-dimensional gravity-capillary solitary waves. *J. Fluid Mech.* **664**, 466–477.
- PARAU, E. I., VANDEN-BROECK, J. -M. & COOKER, M. J. 2005 Nonlinear three-dimensional gravity-capillary solitary waves. *J. Fluid Mech.* **536**, 99–105.
- VANDEN-BROECK, J. -M. & DIAS, F. 1992 Gravity-capillary solitary waves in water of infinite depth and related free-surface flows. *J. Fluid Mech.* **240**, 549–557.
- WANG, Z., & MILEWSKI, P.A. (2012) Dynamics of gravity-capillary solitary waves in deep water. *J. Fluid Mech.* **708**, 480-501.
- YANG, T. S. & AKYLAS, T. R. 1997 On asymmetric gravity-capillary solitary waves. *J. Fluid Mech.* **330**, 215–232.
- ZHANG, X. 1995 Capillary-gravity and capillary waves generated in a wind wave tank: observations and theories. *J. Fluid Mech.* **289**, 51–82.
- ZUFIRIA, J. A. 1987 Symmetry breaking in periodic and solitary gravity-capillary waves on water of finite depth. *J. Fluid Mech.* **184**, 183–206.