



*Citation for published version:*

Sharma, SK, Lynch, J, Sobolewska, AM, Plucinski, P, Watson, RJ & Williams, JMJ 2013, 'Pt/C catalysed direct reductive amination of nitriles with primary amines in a continuous flow multichannel microreactor', *Catalysis Science and Technology*, vol. 3, no. 1, pp. 85-88. <https://doi.org/10.1039/c2cy20431b>

*DOI:*

[10.1039/c2cy20431b](https://doi.org/10.1039/c2cy20431b)

*Publication date:*

2013

*Document Version*

Peer reviewed version

[Link to publication](#)

## University of Bath

### General rights

Copyright and moral rights for the publications made accessible in the public portal are retained by the authors and/or other copyright owners and it is a condition of accessing publications that users recognise and abide by the legal requirements associated with these rights.

### Take down policy

If you believe that this document breaches copyright please contact us providing details, and we will remove access to the work immediately and investigate your claim.

Cite this: DOI: 10.1039/c0xx00000x

www.rsc.org/xxxxxx

ARTICLE TYPE

## Pt/C catalysed direct reductive amination of nitriles with primary amines in a continuous flow multichannel microreactor

Sumeet K. Sharma,<sup>a,b</sup> James Lynch,<sup>a</sup> Anna M. Sobolewska,<sup>b</sup> Pawel Plucinski,<sup>\*b</sup> Robert J. Watson,<sup>c</sup> and Jonathan M. J. Williams<sup>\*a</sup>

<sup>5</sup> Received (in XXX, XXX) Xth XXXXXXXXXX 20XX, Accepted Xth XXXXXXXXXX 20XX

DOI: 10.1039/b000000x

Aliphatic and aromatic secondary amines were synthesised selectively by one pot reductive amination of nitriles with primary amines using Pt/C (3% by weight) catalyst in a continuous flow multichannel microreactor. Molecular hydrogen was used as a clean reducing agent at moderate reaction conditions.

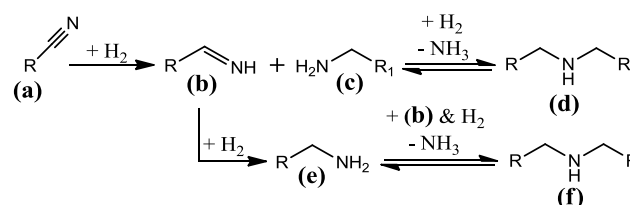
Consecutive reactions in one pot are an appealing way to reduce the number of isolation steps involved in a synthetic sequence, although the selectivity of product formation can be a major problem with such processes. Amines are important intermediates for pharmaceuticals, agrochemicals and dyes industries.<sup>1</sup> Several methods have been developed for the synthesis of amines in batch reactors such as, amination of aryl halides,<sup>2</sup> hydroamination,<sup>3</sup> hydroaminomethylation of olefins,<sup>4</sup> reduction of nitriles,<sup>5</sup> reductive amination of aldehydes or ketones<sup>6</sup> and reductive monoalkylation of primary amines<sup>7</sup> using either borohydrides or molecular hydrogen as a reducing agent. The use of borohydride as a reducing agent is not atom efficient and environmental friendly. Therefore, development of atom efficient processes for the selective synthesis of substituted amines still remains a challenging task.

One pot reductive amination of nitriles can serve as a promising route for the synthesis of substituted amines in the presence of molecular hydrogen as a reducing agent. This approach eliminates the step of isolating the intermediate imine and minimises waste production due to the use of molecular hydrogen as a reducing agent. Only a few examples of reductive amination of nitriles with amines have been reported in the literature<sup>8</sup> because nitriles are less reactive in hydrogenation conditions, therefore, selectivity control of product formation can be challenging. Most commonly Pd/C has been used as a catalyst for reductive amination of nitrile in batch reactors. To the best of our knowledge, this is the first report on the use of Pt/C as a catalyst for reductive amination of nitriles with primary amines in a continuous flow compact reactor.

In the present communication we report an efficient one pot reductive amination of various nitriles with aliphatic and aromatic amines for the synthesis of substituted amines (Scheme 1) in a continuous flow multichannel microreactor<sup>9</sup> (Fig. 1; supporting information). Mesoporous microspherical carbon was used as a catalyst support in the present study which has advantages including a lack of mass transfer resistance and easy removal

from the reactor channel after completion of reaction.

Preliminary experiments were carried out to compare the activity of Pd/C and Pt/C catalysts under identical reaction conditions for the reductive amination of benzonitrile (**1a**) with butylamine (**1c**). The two catalysts gave comparable conversion of **1a** into products, however, higher selectivity of the desired product, **1d** was observed for Pt/C catalyst (Table 1; supporting information). Therefore, Pt/C was selected as a catalyst for further experiments. Choice of a suitable solvent is necessary in the flow reactor not only to avoid precipitation of reactants/products mixture which leads to blockage in the reactor but also to achieve higher conversion and selectivity. Initial experiments were carried out using methanol, 2-propanol, dichloromethane and toluene as solvents (Table 2; supporting information) for reductive amination of (**1a**) with (**1c**). Toluene and methanol gave similar results in terms of conversion and selectivity to product (**1d**). Lower conversion of **1a** was observed in the case of 2-propanol and dichloromethane solvents. No by-products were seen other than benzylamine (**1e**) and dibenzylamine (**1f**). Therefore, toluene was selected as a solvent for further study.



**Scheme 1** Reductive amination of nitriles with amines

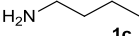
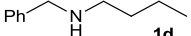
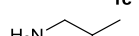
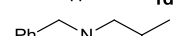

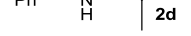
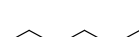

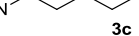
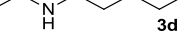
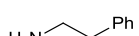
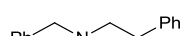

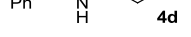
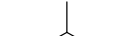
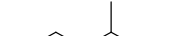
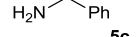
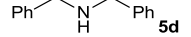


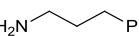
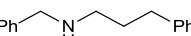


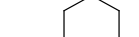

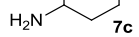
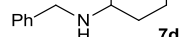
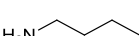
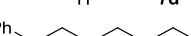

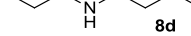
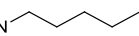
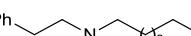

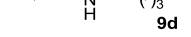
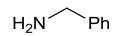
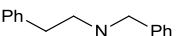

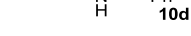
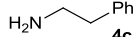
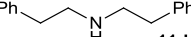
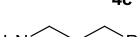
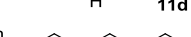

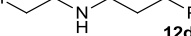
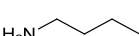
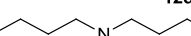

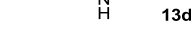


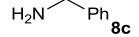
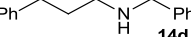


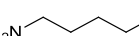
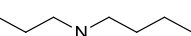

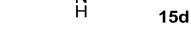
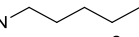
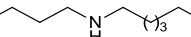
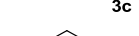
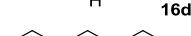
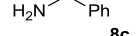
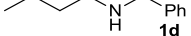
Initially, the one pot reductive amination of benzonitrile (**1a**) was achieved with almost complete conversion (99%) in the reaction with butylamine (**1c**) using a molar ratio of 1:1. The selectivity was good, although 12% of dibenzylamine was observed as a by-product. However, by increasing the amount of butylamine present to three equivalents, the amount of self-coupled product was reduced to 4%. In all cases, using an excess of the amine led to a higher selectivity for product formation. This is consistent with the intermediates identified in Scheme 1, where any benzylamine (**1e**) formed as a by-product from over reduction of benzonitrile (**1a**) is less able to compete with the excess of butylamine (**1c**) present for amination of the initially

formed imine (**1b**).

We were pleased to find that a range of nitriles and amines underwent reductive coupling to give di-substituted amines with very good conversions and selectivities (Table 1). Benzonitrile (**1a**) was converted into a range of *N*-benzylamines (Table 1, entries 1-11), where only cyclohexylamine gave less than 90% conversion under these reaction conditions, possibly for steric

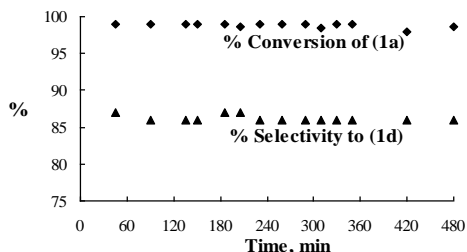
reasons. The use of phenylacetonitrile (**2a**) and phenylpropionitrile (**3a**) led to similar results, with the formation of the reductively coupled products with good conversions and selectivities (Table 1, entries 12-25). Although good selectivities could be obtained using butyronitrile (**4a**) when an excess of amine was present, the conversions were lower.

**Table 1** Reductive amination of nitriles (Scheme 1)<sup>a</sup>

Entry	Nitrile (a)	Amine (c)	Product (d)	(a):(c)	Conversion of (a), %	Selectivity, %		
						(d)	(e)	(f)
1	Ph-CN			1:1	99	86	1	12
2	<b>1a</b>			1:3	99	93	3	4
3				1:1	92	86	5	9
4				1:3	90	93	2	5
5				1:1	99	87	2	11
6				1:3	96	95	2	1
7				1:1	97	92	2	5
8				1:1	96	98	1	0
9				1:1	98	90	1	8
10				1:3	97	94	3	3
11				1:3	86	88	3	5
12	Ph-CH <sub>2</sub> -CN			1:1	97	87	0	13
13	<b>2a</b>			1:3	90	96	0	4
14				1:1	96	88	4	7
15				1:3	88	90	3	7
16				1:1	97	87	1	12
17				1:3	91	96	1	3
18				1:1	98	99	0	0
19				1:3	94	99	0	0
20				1:1	98	95	1	3
21				1:3	96	96	2	1
22	Ph-CH <sub>2</sub> -CH <sub>2</sub> -CN			1:1	92	87	2	10
23	<b>3a</b>			1:3	85	90	2	8
24				1:1	95	87	1	10
25				1:3	91	87	3	1
26	CH <sub>3</sub> -CH <sub>2</sub> -CH <sub>2</sub> -CN			1:1	65	72	0	22
27	<b>4a</b>			1:3	58	97	0	1
28				1:3	60	80	0	15
29				1:1	88	80	0	18
30				1:3	83	96	0	2
31				1:3	70	96	3	0
32				1:3	78	93	0	4
33				1:3	32	80	0	20

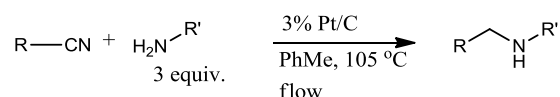
<sup>a</sup> Catalyst (3% Pt/C) = 510 mg, concentration of (a) = 0.84 mol/L, hydrogen flow rate = 17 mL/min, pressure = 6 bar, T = 105 °C, solvent = toluene, flow rate of liquid = 0.1 mL/min.

The Pt/C catalyst is quite stable. No drop in the conversion of **1a** and selectivity of **1d** was observed up to 480 min time on stream data for reductive amination of **1a** with **1c** (Fig. 1). The main advantages of the continuous flow microreactor in the present study are high catalyst loading and low residence time (less than 10 seconds) as compared with 2-12 h in batch reactors.<sup>8</sup>



**Fig. 1** Time on stream data for reductive amination of **1a** with **1c**. For several cases, we chose to purify the amine products by column chromatography and were pleased to find that the products could be obtained in good isolated yield. Benzonitrile was converted into a range of amines in up to 93% isolated yield (Table 2, entries 1-7) and phenylacetone nitrile also underwent reductive amination with a satisfactory yield (Table 2, entry 8).

**Table 2** Isolation of representative amines



Entry	Amine product	Isolated yield (%) <sup>a</sup>
1		81
2		93
3		72
4		76
5		67
6		70
7		81
8		74

<sup>a</sup> Isolated yield after column chromatography

In summary, various substituted secondary amines were synthesised by a Pt/C catalysed one pot selective reductive amination of aromatic and aliphatic nitriles with primary amines in a continuous flow multichannel microreactor using molecular hydrogen as a reducing agent.

We thank the EPSRC for funding through grant EP/G028141/1 and GlaxoSmithKline for additional support.

## Notes and references

- <sup>a</sup> Department of Chemistry, University of Bath, Claverton Down, Bath, UK, BA2 7AY. Fax: +44 1225 386231; Tel: +44 1225 383942; E-mail: [j.m.j.williams@bath.ac.uk](mailto:j.m.j.williams@bath.ac.uk)
- <sup>b</sup> Department of Chemical Engineering, University of Bath, Claverton Down, Bath, UK, BA2 7AY. Fax: +44 1225 385713; Tel: +44 1225 386961; E-mail: [p.plucinski@bath.ac.uk](mailto:p.plucinski@bath.ac.uk)
- <sup>c</sup> GlaxoSmithKline Research and Development, Gunnels Wood Road, Stevenage, SG1 2NY, UK. E-mail: [robert.j.watson@gsk.com](mailto:robert.j.watson@gsk.com)

† Electronic Supplementary Information (ESI) available: [Experimental rig and procedure, results for screening of catalysts and solvents, GC chromatograms]. See DOI: 10.1039/b000000x/

‡ Brief experimental procedure: In a typical experimental run, nitrile and primary amine were premixed at the desired concentration in toluene and charged to the feed vessel. Pt/C (3 wt% Pt) as a catalyst was filled in the 3x3 mm channel. The reaction mixture from the feed vessel was fed into the reactor using an HPLC pump (Kontron) at 0.1 mL/min flowrate. Hydrogen gas was supplied to the reactor using mass flow controller (Brooks) at 17 mL/min flowrate and 6 bar pressure. Constant temperature (105 °C) of the reactor was maintained by circulating heat transfer fluid through the micro-heat exchangers using a recirculating bath (Haake). The pressure of the reactor was controlled by a back pressure regulator (Brooks) and pressure drop across the reactor was monitored using a differential pressure transducer (Bronkhorst). After completion of the reaction, the reaction mixture was collected by a high pressure valve (Varian 3900) equipped with CP-Sil 5CB capillary column (15 m length and 0.25 mm dia.) and GC-MS.

- S. A. Lawrence, *Amines: Synthesis, Properties, and Application*, Cambridge University Press, Cambridge, 2004.
- (a) S. L. Buchwald, C. Mauger, G. Mignani and U. Scholz, *Adv. Synth. Catal.*, 2006, **348**, 23; (b) J. F. Hartwig, *Synlett.*, 2006, 1283.
- (a) K. C. Hultsch, D. V. Gribkov and F. Hampel, *J. Organomet. Chem.*, 2005, **690**, 4441; (b) J. F. Hartwig, *Pure Appl. Chem.*, 2004, **76**, 507; (c) T. E. Muller and M. Beller, *Chem. Rev.*, 1998, **98**, 675.
- (a) P. Eilbracht, L. Barfacker, C. Buss, C. Hollmann, B.E. Kitsos-Rzychon, C.L. Krannemann, T. Rische and R. Roggenbuck and A. Schmidt, *Chem. Rev.*, 1999, **99**, 3329; (b) A. Mobaligh, A. Seayad, R. Jackstell and M. Beller, *J. Am. Chem. Soc.*, 2003, **125**, 10311; (c) A. Seayad, M. Ahmed, H. Klein, R. Jackstell, T. Gross and M. Beller, *Science*, 2002, **297**, 1676.
- (a) H. Greenfield, *Ind. Eng. Chem. Prod. Res. Dev.*, 1976, **15**, 156; (b) Y. Huang; W.M.H. Sachtler, *J. Catal.*, 1999, **188**, 215; (c) S. Enthaler, D. Addis, K. Junge, G. Erre and M. Beller, *Chem. Eur. J.* 2008, **14**, 9491.; (d) L. Hegedus and Tibor Mathe, *Appl. Catal. A: Gen.*, 2005, **296**, 209.
- (a) S. Gomez, J. Peters, and T. Maschmeyer, *Adv. Syn. Catal.*, 2002, **344**, 1037; (b) A. Abdel-Magid and S. Mehrman. *Org. Pro. Res. Dev.*, 2006, **10**, 971.
- (a) H. Sajiki, T. Ikawa and K. Hirota, *Org. Lett.*, 2004, **6**, 4977-4980 and references cited therein; (b) R. Nacario, S. Kotakonda, D.M.D. Fouchard, L.M.V. Tillekeratne and R.A. Hudson, *Org. Lett.*, 2005, **7**, 471; (c) E. Byun, B. Hong, K.D. Castro, M. Lim and H. Rhee, *J. Org. Chem.*, 2007, **72**, 9815; (d) M.H.S.A. Hamid and J.M.J. Williams,

---

*Chem. Commun.*, 2007, 725; (f) X. Cui, Y. Zhang, F. Shi and Y. Deng, *Chem. Eur. J.*, 2011, **17**, 2587.

8. (a) P.N. Rylander, L. Hasbrouck and I. Karpenko, *Ann. New York acad. Sci.*, 1973, **214**, 100; (b) M.K.S. Vink, C.A. Schortinghuis, A. Mackova-Zabelinskaja, M. Fechter, P. Pochlauer, A.M.C.F. Castelijns, J.H. van Maarseveen, H. Hiemstra, H. Griengl, H.E. Schoemaker, F.P.J.T. Rutjes, *Adv. Synth. Catal.*, 2003, **345**, 483; (c) R. Juday and H. Adkins, *J. Am. Chem. Soc.*, 1955, **77**, 4559; (d) T. Witzel and E. Fuchs, US Patent 5 557 011, 1996 to BASF Germany; 10 (e) W. Reif, M. Hesse, H. Zimmermann and H. Lingk, US Patent 5 648 545, 1997 to BASF Germany.
9. (a) P.K. Plucinski, D.V. Bavykin, S.T. Kolaczowski and A.A. Lapkin, *Ind. Eng. Chem. Res.*, 2005, **44**, 9683. (b) X. Fan, A.A. Lapkin and P.K. Plucinski, *Catal. Today*, 2009, **147S**, S313

15