



Citation for published version:

Watson, AJA, Maxwell, AC & Williams, JMJ 2012, 'Ruthenium-catalysed oxidative synthesis of heterocycles from alcohols', *Organic and Biomolecular Chemistry*, vol. 10, no. 2, pp. 240-243.
<https://doi.org/10.1039/c1ob06516e>

DOI:

[10.1039/c1ob06516e](https://doi.org/10.1039/c1ob06516e)

Publication date:

2012

Document Version

Peer reviewed version

[Link to publication](#)

University of Bath

General rights

Copyright and moral rights for the publications made accessible in the public portal are retained by the authors and/or other copyright owners and it is a condition of accessing publications that users recognise and abide by the legal requirements associated with these rights.

Take down policy

If you believe that this document breaches copyright please contact us providing details, and we will remove access to the work immediately and investigate your claim.

Cite this: DOI: 10.1039/c0xx00000x

www.rsc.org/xxxxxx

ARTICLE TYPE

Ruthenium-Catalysed oxidative synthesis of heterocycles from alcohols

Andrew J. A. Watson,^{*a} Aoife C. Maxwell^b and Jonathan M. J. Williams^a

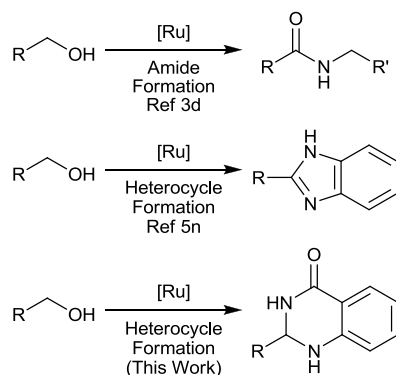
Received (in XXX, XXX) Xth XXXXXXXXXX 20XX, Accepted Xth XXXXXXXXXX 20XX

DOI: 10.1039/b000000x

5 Ruthenium-catalysed hydrogen transfer has been successfully used for the conversion of alcohols into either 2,3-dihydroquinazolines or quinazolines. The choice of reaction conditions allows for the selective formation of either heterocycle and the methodology can also be applied to the
10 sulfonamide analogue.

Ruthenium-catalysed oxidation of alcohols to their corresponding carbonyl compounds is well reported in the literature.¹ The applications of this methodology in tandem processes have led to a wide variety of different oxidation reactions of alcohols for the
15 synthesis of esters,² amides,³ functionalised alkenes,⁴ heterocycles,⁵ C-H activation⁶ and acetals.⁷

Our previous experience in this area (Scheme 1) has been successful and we wanted to continue to expand the variety of reactions available. As such, we wanted to use alcohols in the
20 synthesis of 2,3-dihydroquinazolines[‡] due to their use in pharmaceuticals (Scheme 2).



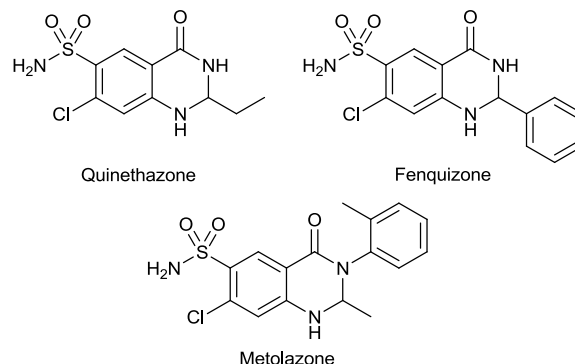
Scheme 1 Examples of ruthenium-catalysed tandem oxidative reactions of alcohols.

25 Our initial conditions (Scheme 3) were based on our successful conversion of alcohols into methyl esters,^{2d} while the addition of a salt has proven to be important in previous work.^{4a,8} A review of current syntheses of 2,3-dihydroquinazolines highlighted the

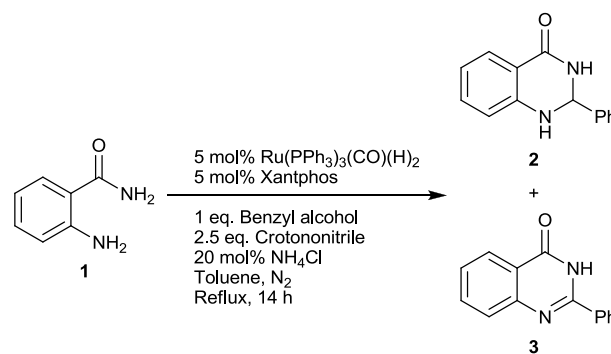
^a Department of Chemistry, University of Bath, Claverton Down, Bath, BA2 7AY, U. K. E-mail: ajaw20@bath.ac.uk

^b GlaxoSmithKline Research and Development, Gunnels Wood Road, Stevenage, SG1 2NY, U. K.

‡ Electronic Supplementary Information (ESI) available: [details of any supplementary information available should be included here]. See DOI: 10.1039/b000000x/



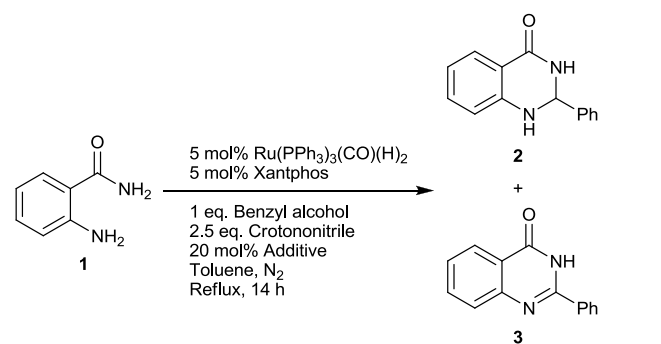
Scheme 2 Pharmaceuticals containing 2,3-dihydroquinazolines



Scheme 3 Initial reaction conditions

35 use of ammonium chloride⁹ as a useful reagent in increasing the rate of formation, therefore it was included over other previously used salts such as piperidinium acetate. Initial results illustrated that as well as forming the desired 2,3-dihydroquinazolinone, over oxidation to the quinazolinone was also occurring (Scheme 3), and optimisation of the reaction conditions would be required
40 (Table 1).

Varying the amount of NH₄Cl below 20 mol% (Entries 2-4, Table 1) led to a decrease in conversion and selectivity for **2** over **3**. Swapping the NH₄Cl for *p*-toluenesulfonic acid (Entry 6, Table 1) led to reduced selectivity (2:1 rather than 10:1). Whilst
45 extended heating in the absence of an additive (Entry 5, Table 1) led to 8:1 selectivity for **3** over **2**, allowing access to both 2,3-dihydroquinazolines and quinazolines. Reducing the amount of oxidant from 2.5 equivalents to 1.5 (Entries 7-8, Table 1) again led to reduced conversions and interestingly, reduced selectivity.
50 The exact role of the ammonium chloride is unclear, however,

Table 1 Optimisation of reaction conditions^a

Entry	Ligand	Additive	Conversion ^b		
			1	2	3
1	Xantphos	NH ₄ Cl	0	91	9
2	Xantphos	NH ₄ Cl ^c	15	50	35
3	Xantphos	NH ₄ Cl ^d	32	17	51
4	Xantphos	-	23	15	62
5 ^e	Xantphos	-	12	10	78
6	Xantphos	PTSA ^d	0	66	34
7 ^f	Xantphos	NH ₄ Cl	0	78	22
8 ^g	Xantphos	NH ₄ Cl	9	72	19
9	dppm	NH ₄ Cl	100	0	0
10	dppe	NH ₄ Cl	98	2	0
11	dppp	NH ₄ Cl	98	2	0
12	dppb	NH ₄ Cl	95	5	0
13	(+/-)-BINAP	NH ₄ Cl	0	92	8
14	DPEphos	NH ₄ Cl	17	79	4

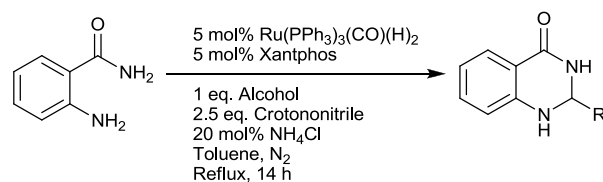
^a Reaction conditions: 2-aminobenzamide (1 mmol), benzyl alcohol (1 mmol), crotononitrile (2.5 mmol), Ru(PPh₃)₃(CO)(H)₂ (5 mol%), ligand (5 mol%), additive (20 mol%), toluene (1 mL), 115 °C, 14 h. ^b Conversion determined by ¹H NMR. ^c 10 mol% additive. ^d 5 mol% additive. ^e Reaction run for 24 h. ^f 2.0 eq. of crotononitrile. ^g 1.5 eq. of crotononitrile.

further investigations are ongoing. Finally, a screen of ligands (Entries 9-14, Table 1) highlighted that (±)-BINAP (Entry 13, Table 1) was a marginally better ligand, however, due to the increased cost, Xantphos was chosen as the ligand for further work.

A series of benzyl alcohols was then submitted to the reaction conditions and the products isolated (Table 2). We were pleased to see that the results were generally good (60-80% isolated yields) except for furfuryl alcohol (Entry 8, Table 1). Both electron rich (Entries 2-4, Table 2) and electron poor (Entry 5, Table 2) gave good yields. The reaction also tolerated both pyridyl (Entry 6, Table 2) and thienyl (Entry 7, Table 2) with no difficulty.

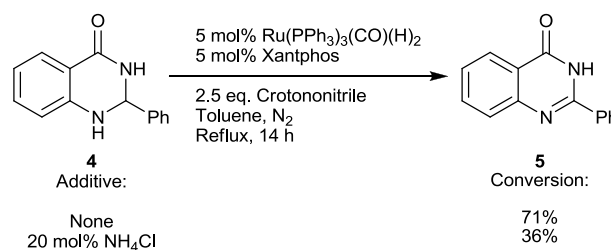
When aliphatic alcohols were submitted to the reaction conditions no 2,3-dihydroquinazoline was formed, instead only the quinazoline was detected. As mentioned above, quinazolines had been previously observed; however, their formation was disfavoured under the reaction conditions chosen. This result prompted us to reconsider the role of the ammonium chloride. It was assumed that the over oxidation of the 2,3-dihydroquinazoline was disfavoured due to steric reasons, the increased bulk blocking the catalyst. In order to learn more, we ran two competition experiments to compare the over oxidation reaction with and without the ammonium chloride (Scheme 4).

The results showed that when the ammonium chloride was present, the oxidation of **4** to **5** went to 36% conversion after 14 hours, whilst the reaction without ammonium chloride went to

Table 2 2,3-Dihydroquinazoline results^a

Entry	Alcohol	Isolated Yield (%)
1		78
2		69
3		72
4		71
5		69
6		63
7		62
8		43 ^b

^a Reaction conditions: 2-aminobenzamide (1 mmol), alcohol (1 mmol), crotononitrile (2.5 mmol), Ru(PPh₃)₃(CO)(H)₂ (5 mol%), Xantphos (5 mol%), NH₄Cl (20 mol%), toluene (1 mL), 115 °C, 14 h. ^b Conversion determined by ¹H NMR.

**Scheme 4** Oxidation contest

71% conversion, a two fold increase in rate. This shows that the ammonium chloride has an important role in retarding the second oxidation of **4** to **5** but does not hinder the formation of the aldehyde necessary for the formation of **4**. Considering that the formation of quinazolines was indeed possible, and that it was faster without the presence of ammonium chloride, we chose to screen a series of alcohols under a new set of conditions to favour quinazoline formation (Table 3). We were also pleased to see that the products could be purified by recrystallization from the reaction mixture with no need for column chromatography. The results were generally good (55-85% isolated yields) except for furfuryl alcohol (Entry 10, Table 3). The range of benzylic alcohols with both electron donating (Entries 3-4, Table 3) and

Table 3 Quinazoline results^a

Entry	Alcohol	Isolated Yield (%)
1		72
2		47
3		72
4		70
5		67
6		85
7		83
8		82
9		56
10		40 ^b

^a Reaction conditions: 2-aminobenzamide (1 mmol), alcohol (1 mmol), crotononitrile (2.5 mmol), toluene (1 mL), Ru(PPh₃)₃(CO)(H)₂ (5 mol%), Xantphos (5 mol%), 115 °C, 24 h. ^b Conversion determined by ¹H NMR.

electron withdrawing groups (Entry 5, Table 3) gave good results, except for 4-methylbenzyl alcohol (Entry 2, Table 3). In this case the alcohol was completely consumed and it is believed the poor solubility of the 2,3-dihydroquinazoline intermediate is responsible for the poor result. Both phenethyl (Entry 6, Table 3) and aliphatic alcohols (Entries 6-9, Table 3) were tolerated well returning excellent yields of 82-85%. Finally, the pyridyl (Entry 9, Table 3) structure was also successful in reasonable yield.

Having seen success with these heterocyclic scaffolds, we wished to expand the scope of this reaction further. Our group has been successful at *N*-alkylation of sulfonamides using Borrowing Hydrogen methodology¹⁰ both thermally¹¹ and under solvent free microwave conditions.¹² This led us to conclude that sulfonamides may be tolerated under our reactions conditions allowing access to 2*H*-1,2,4-benzothiadiazine-1,1-dioxide structures. Indeed, by replacing the 2-aminobenzamide with 2-aminobenzenesulfonamide we were able to isolate these heterocycles in good yield (Table 4) without an increase in temperature.

Table 4 2*H*-1,2,4-Benzothiadiazine-1,1-dioxide results^a

Entry	Alcohol	Isolated Yield (%)
1		81
2		78
3		82
4		87
5		65
6		69
7		72
8		79
9		84
10		52
11		35

^a Reaction conditions: 2-aminobenzenesulfonamide (1 mmol), alcohol (1 mmol), crotononitrile (2.5 mmol), toluene (1 mL), Ru(PPh₃)₃(CO)(H)₂ (5 mol%), Xantphos (5 mol%), 115 °C, 24 h.

Once again a range of benzylic alcohols was tolerated with both electron donating (Entries 2-4, Table 4) and electron withdrawing (Entries 5-6, Table 4) returning good yields. Phenethyl (Entry 7, Table 4) and aliphatic (Entries 8-9, Table 4) again gave good results. Heterocycles were also tolerated with the pyridyl (Entry 10, Table 4) and thienyl (Entry 11, Table 4) returning 52% and 35% respectively. The latter result was disappointing, however, when compared with the previous results of furfuryl alcohol (Entry 9, Table 2 and Entry 10, Table 3) it can be seen that the reaction is not as good with electron rich heteroaromatic structures.

To conclude, we have developed a ruthenium-catalysed synthesis of three different heterocyclic scaffolds from alcohols using similar conditions. Furthermore, no chromatography is required to access the products in good yields.

Notes and references

We thank GlaxoSmithKline, Pfizer, AstraZeneca, Novartis and the EPSRC for providing a studentship (to A. J. A. W.) through the collaborative EPSRC-Pharma-Synthesis Programme.

‡ During the preparation of this manuscript Zhou and Fang published a related iridium-catalysed synthesis of quinazolines.¹³

- (a) S. V. Ley, J. Norman, W. P. Griffith and S. P. Marsden, *Synthesis*, 1994, **7**, 639. (b) J. H. Choi, N. Kim, Y. J. Shin, J. H. Park and J. Park, *Tetrahedron Lett.*, 2004, **45**, 4607. (c) G. R. A. Adair and J. M. J. Williams, *Tetrahedron Lett.*, 2005, **46**, 8233. (d) N. J. Wise and J. M. J. Williams, *Tetrahedron Lett.*, 2007, **48**, 3639.
- (a) S. I. Murahashi, T. Naota, K. Ito, Y. Maeda and H. Taki, *J. Org. Chem.*, 1987, **52**, 4319. (b) J. Zhang, G. Leitus, Y. Ben-David and D. Milstein, *J. Am. Chem. Soc.* 2005, **127**, 10840. (c) N. A. Owston, A. J. Parker and J. M. J. Williams, *Chem. Commun.*, 2008, **5**, 624. (d) N. A. Owston, T. D. Nixon, A. J. Parker, M. K. Whittlesey and J. M. J. Williams, *Synthesis*, 2009, **9**, 1578. (e) N. Yamamoto, Y. Obora and Y. Ishii, *Chem. Lett.*, 2009, **38**, 1106. (f) N. Yamamoto, Y. Obora and Y. Ishii, *J. Org. Chem.*, 2011, **76**, 2937.
- (a) T. Naota and S. I. Murahashi, *Synlett*, 1991, **10**, 693. (b) C. Gunanathan, Y. Ben-David, D. Milstein, *Science*, 2007, **317**, 790. (c) L. U. Nordstrøm, H. Vogt and R. Madsen, *J. Am. Chem. Soc.*, 2008, **130**, 17672. (d) A. J. A. Watson, A. C. Maxwell and J. M. J. Williams, *Org. Lett.*, 2009, **11**, 2667. (e) S. C. Ghosh, S. Muthaiah, Y. Zhang, X. Y. Xu and S. H. Hong, *Adv. Synth. Catal.*, 2009, **351**, 2643. (f) Y. Zhang, C. Chen, S. C. Ghosh, Y. X. Li and S. H. Hong, *Organometallics*, 2010, **29**, 1374. (g) S. Muthaiah, S. C. Ghosh, J. E. Jee, C. Chen, J. Zhang and S. H. Hong, *J. Org. Chem.*, 2010, **75**, 3002. (h) S. C. Ghosh and S. H. Hong, *Eur. J. Org. Chem.*, 2010, **22**, 4266. (i) J. A. Zhang, M. Senthilkumar, S. C. Ghosh and S. H. Hong, *Angew. Chem. Int. Ed.*, 2010, **49**, 6391. (j) J. H. Dam, G. Osztrovszky, L. U. Nordstrøm and R. Madsen, *Chem. Eur. J.*, 2010, **16**, 6820. (k) E. Balaraman, B. Gnanaprakasam, L. J. W. Limon and D. Milstein, *J. Am. Chem. Soc.*, 2010, **132**, 16756. (l) H. X. Zeng and Z. B. Guan, *J. Am. Chem. Soc.*, 2011, **133**, 1159. (m) B. Gnanaprakasam and D. Milstein, *J. Am. Chem. Soc.*, 2011, **133**, 1682. (n) S. Muthaiah and S. H. Hong, *Synlett*, 2011, **11**, 1481. (o) N. D. Schley, G. E. Dobereiner and R. H. Crabtree, *Organometallics*, 2011, **30**, 4174. (p) C. Chen and S. H. Hong, *Org. Biomol. Chem.*, 2011, **9**, 20.
- (a) M. I. Hall, S. J. Pridmore and J. M. J. Williams, *Adv. Synth. Catal.*, 2008, **350**, 1975. (b) E. Y. Lee, Y. Kim, J. S. Lee and J. Park, *Eur. J. Org. Chem.*, 2009, **18**, 2943.
- (a) Y. Tsuji, K.-T. Huh, Y. Yokoyama and Y. Watanabe, *J. Chem. Soc., Chem. Commun.*, 1986, **21**, 1575. (b) Y. Tsuji, K.-T. Huh and Y. Watanabe, *Tetrahedron Lett.*, 1986, **27**, 377. (c) Y. Tsuji, K.-T. Huh and Y. Watanabe, *J. Am. Chem. Soc.*, 1987, **52**, 1673. (d) Y. Tsuji, S. Kotachi, K.-T. Huh and Y. Watanabe, *J. Org. Chem.*, 1990, **55**, 580. (e) C. S. Cho, B. T. Kim, T.-J. Kim and S. C. Shim, *Chem. Commun.*, 2001, **24**, 2576. (f) K. Fujita, K. Yamamoto and R. Yamaguchi, *Org. Lett.*, 2002, **4**, 2691. (g) C. S. Cho, B. T. Kim, H.-J. Choi, T.-J. Kim and S. C. Shim, *Tetrahedron*, 2003, **59**, 7997. (h) K. Taguchi, S. Sakaguchi and Y. Ishii, *Tetrahedron Lett.*, 2005, **46**, 4539. (i) K. Fujita and R. Yamaguchi, *Synlett*, 2005, **4**, 560. (j) S. Whitney, R. Grigg, A. Derrick and A. Keep, *Org. Lett.*, 2007, **9**, 3299. (k) C. S. Cho and J. U. Kim, *Bull. Korean Chem. Soc.*, 2008, **29**, 1097. (l) H. Aramoto, Y. Obora and Y. Ishii, *J. Org. Chem.*, 2009, **74**, 628. (m) A. J. Blacker, M. M. Farah, S. P. Marsden, O. Saidi and J. M. J. Williams, *Tetrahedron Lett.*, 2009, **50**, 6106. (n) A. J. Blacker, M. M. Farah, M. I. Hall, S. P. Marsden, O. Saidi and J. M. J. Williams, *Org. Lett.*, 2009, **11**, 2039. (o) Y. Obora and Y. Ishii, *Synlett*, 2011, **1**, 30.
- (a) A. J. A. Watson, A. C. Maxwell and J. M. J. Williams, *Org. Lett.*, 2010, **12**, 3856. (b) M. O. Simon, G. Ung and S. Darses, *Adv. Synth. Catal.*, 2011, **353**, 1045.
- C. Gunanathan, L. J. W. Shimon and D. Milstein, *J. Am. Chem. Soc.*, 2009, **131**, 3146.
- (a) P. A. Slatford, M. K. Whittlesey and J. M. J. Williams, *Tetrahedron Lett.*, 2006, **47**, 6787. (b) A. E. W. Ledger, P. A. Slatford, J. P. Lowe, M. F. Mahon, M. K. Whittlesey and J. M. J. Williams, *Dalton Trans.*, 2009, **4**, 716.
- A. Shaabani, A. Maleki and H. Mofakham, *Synthetic Commun.*, 2008, **38**, 3751.
- (a) M. H. S. A. Hamid, P. A. Slatford and J. M. J. Williams, *Adv. Synth. Catal.*, 2007, **349**, 1555. (b) T. D. Nixon, M. K. Whittlesey and J. M. J. Williams, *Dalton Trans.*, 2009, **5**, 753. (c) A. J. A. Watson and J. M. J. Williams, *Science*, 2010, **329**, 635. (d) G. Guillena, D. J. Ramón and M. Yus, *Chem. Rev.*, 2010, **110**, 1611. (e) G. E. Dobereiner and R. H. Crabtree, *Chem. Rev.*, 2010, **110**, 681.
- M. H. S. A. Hamid, C. L. Allen, G. W. Lamb, A. C. Maxwell, H. C. Maytum, A. J. A. Watson and J. M. J. Williams, *J. Am. Chem. Soc.*, 2009, **131**, 1766.
- A. J. A. Watson, A. C. Maxwell and J. M. J. Williams, *J. Org. Chem.*, 2011, **76**, 2328.
- J. Zhou and J. Fang, *J. Org. Chem.* 2011, **76**, 7730-7736.