



# Open Research Online

---

The Open University's repository of research publications and other research outputs

## Analysing the Use of Worked Examples and Tutored and Untutored Problem-Solving in a Dispositional Learning Analytics Context

Conference or Workshop Item

How to cite:

Tempelaar, Dirk T.; Rienties, Bart and Nguyen, Quan (2018). Analysing the Use of Worked Examples and Tutored and Untutored Problem-Solving in a Dispositional Learning Analytics Context. In: Proceedings of the 10th International Conference on Computer Supported Education, 01-02 Feb 2018, Funchal, Madeira, pp. 294–301.

For guidance on citations see [FAQs](#).

© 2018 SCITEPRESS

Version: Version of Record

Link(s) to article on publisher's website:

<http://dx.doi.org/doi:10.5220/0006760202940301>

---

Copyright and Moral Rights for the articles on this site are retained by the individual authors and/or other copyright owners. For more information on Open Research Online's data [policy](#) on reuse of materials please consult the policies page.

---

[oro.open.ac.uk](http://oro.open.ac.uk)

# Analysing the Use of Worked Examples and Tutored and Untutored Problem-Solving in a Dispositional Learning Analytics Context

Dirk T. Tempelaar<sup>1</sup>, Bart Rienties<sup>2</sup> and Quan Nguyen<sup>2</sup>

<sup>1</sup>Maastricht University, School of Business and Economics, PO Box 616, 6200 MD Maastricht, The Netherlands

<sup>2</sup>Open University U.K., Institute of Educational Technology, Walton Hal, Milton Keynes, MK7 6AA, U.K.

**Keywords:** Blended Learning, Dispositional Learning Analytics, Learning Strategies, Multi-modal Data, Prediction Models, Tutored Problem-Solving, Untutored Problem-Solving, Worked Examples.

**Abstract:** The identification of students' learning strategies by using multi-modal data that combine trace data with self-report data is the prime aim of this study. Our context is an application of dispositional learning analytics in a large introductory course mathematics and statistics, based on blended learning. Building on previous studies in which we found marked differences in how students use worked examples as a learning strategy, we compare different profiles of learning strategies on learning dispositions and learning outcome. Our results cast a new light on the issue of efficiency of learning by worked examples, tutored and untutored problem-solving: in contexts where students can apply their own preferred learning strategy, we find that learning strategies depend on learning dispositions. As a result, learning dispositions will have a confounding effect when studying the efficiency of worked examples as a learning strategy in an ecologically valid context.

## 1 INTRODUCTION

For many decades, research into student learning tactics and strategies has primarily relied on self-reports or think-aloud protocols, open to the bias often present in self-reported perceptions, or excluding naturalistic contexts from the analysis (Azevedo, Harley, Trevors, Duffy, Feyzi-Behnagh, Bouchet, et al., 2013; Gašević, Jovanović, Pardo, & Dawson, 2017; Gašević, Mirriahi, Dawson, & Joksimović, 2017). The increasing use of blended learning and other forms of technology-enhanced education gave way to measure revealed learning strategies by collecting traces of students' learning behaviours in the digital learning platforms. This new opportunity of combining trace data with self-report data has boosted empirical research in learning tactics and strategies. Examples of such are Azevedo et al. (2013), and research by Gašević and co-authors (Gašević, Jovanović, et al. 2017; Gašević, Mirriahi, et al., 2017).

This type of research aims to investigate relationships between learning strategies measured by trace data, learning approaches measured by self-reports, and academic performance as learning outcomes. For instance, Gašević, Jovanović et al.

(2017) finds that learning strategies are related to deep learning approaches, but not to surface learning approaches. In the experimental study Gašević, Mirriahi, et al. (2017), the role of instructional conditions and prior experience with technology-enhanced education is investigated. However, most of these studies do not take individual differences into account, as expressed in Gašević, Mirriahi, et al. (2017, p. 216): 'Future studies should also account for the effects of individual differences -e.g., motivation to use technology, self-efficacy about the subject matter and/or technology, achievement goal orientation, approaches to learning, and metacognitive awareness'.

Our paper aims to contribute to this lack of empirical work incorporating individual differences, by addressing students' learning strategies within a dispositional learning analytics context. The Dispositional Learning Analytics (DLA) infrastructure, introduced by Buckingham Shum and Crick (2012), combines learning data (generated in learning activities through technology-enhanced systems) with learner data (student dispositions, values, and attitudes measured through self-report surveys). Learning dispositions represent individual difference characteristics that impact all learning

processes and include affective, behavioural and cognitive facets (Rienties, Cross, & Zdrahal, 2017). Student's preferred learning approaches are examples of such dispositions of both cognitive and behavioural type.

The current study builds on our previous DLA-based research (Nguyen, Tempelaar, Rienties, & Giesbers, 2016; Tempelaar, Cuypers, Van de Vrie, Heck, & Van der Kooij, 2013; Tempelaar, Mittelmeier, Rienties, & Nguyen, 2017; Tempelaar, Rienties, & Giesbers, 2015; Tempelaar, Rienties, & Nguyen, 2017). One of our empirical findings in these studies was that traces of student learning in digital platforms show marked differences in the use of worked examples (Nguyen et al., 2016; Tempelaar, Mittelmeier, et al., 2017; Tempelaar, Rienties, & Nguyen, 2017). The merits of the worked examples principle Renkl (2014) in the initial acquisition of cognitive skills are well documented. The use of worked solutions in multimedia based learning environments stimulates gaining deep understanding (Renkl, 2014). When compared to the use of erroneous examples, tutored problem-solving, and problem-solving in computer-based environments, the use of worked examples may be more efficient as it reaches similar learning outcomes in less time and with less learning efforts. The mechanism responsible for this outcome is disclosed in Renkl (2014, p. 400): 'examples relieve learners of problem-solving that – in initial cognitive skill acquisition when learners still lack understanding – is typically slow, error-prone, and driven by superficial strategies. When beginning learners solve problems, the corresponding demands may burden working memory capacities or even overload them, which strengthens learners' surface orientation. ... When learning from examples, learners have enough working memory capacity for self-explaining and comparing examples by which abstract principles can be considered, and those principles are then related to concrete exemplars. In this way, learners gain an understanding of how to apply principles in problem-solving and how to relate problem cases to underlying principles'.

Following research by McLaren and co-authors (McLaren, van Gog, Ganoë, Karabinos, & Yaron, 2016; McLaren, van Gog, Ganoë, Yaron, & Karabinos, 2014), we extend the range of preferred learning strategies taken into account to include, beyond worked-examples, the tutored and untutoed problem-solving strategies. In the tutored problem-solving strategy, students receive feedback in the form of hints and an evaluation of provided answers, both during and at the end of the problem-solving

steps. In untutoed problem-solving, feedback is restricted to the evaluation of provided answers at the end of the problem-solving steps (McLaren et al., 2014, 2016).

Evidence for the worked examples principle is typically based on laboratory-based experimental studies, in which the effectiveness of different instructional designs is compared (Renkl, 2014). McLaren and co-authors take the research into the effectiveness of several learning strategies a step into the direction of ecological validity, by choosing for an experimental design in a classroom context, assigning the alternative learning approaches worked-examples, tutored and untutoed problem-solving, and erroneous examples as the conditions of the experiment (McLaren et al., 2014, 2016). In our research, we increase ecological validity one more step by offering a digital learning environment that encompasses all learning strategies of worked-examples, tutored and untutoed problem-solving, and observing the revealed preference of the students in terms of learning strategy they apply. In this naturalistic context, the potential contribution of LA-based investigations is that we can observe students' revealed preferences for a specific learning strategy, how these preferences depend on the learning task at hand, and how these preferences link to other observations, such as an individual difference characteristics. By doing so, we aim to derive a characterization of students who actively apply worked examples or tutored problem-solving, and those not doing so. In line with contemporary research into learning strategies applying trace data (Gašević, Jovanović, et al. 2017; Gašević, Mirriahi, et al., 2017), we adopt two research questions: 1) how does the choice for learning strategy relate to learning dispositions? and 2) how does the learning strategy of using worked examples or tutored problem-solving relate to learning outcomes?

## 2 METHODS

### 2.1 Context of the Empirical Study

This study takes place in a large-scale introductory mathematics and statistics course for first-year undergraduate students in a business and economics programme in the Netherlands. The educational system is best described as 'blended' or 'hybrid'. The main component is face-to-face: Problem-Based Learning (PBL), in small groups (14 students), coached by a content expert tutor. Participation in tutorial groups is required. Optional is the online

component of the blend: the use of the two e-tutorials SOWISO (<https://sowiso.nl/>) and MyStatLab (MSL) (Nguyen et al., 2016; Tempelaar et al., 2013; Tempelaar et al., 2015; Tempelaar, Rienties, et al., 2017). This design is based on the philosophy of student-centred education, placing the responsibility for making educational choices primarily on the student. Since most of the learning takes place during self-study outside class through the e-tutorials or other learning materials, class time is used to discuss solving advanced problems. Thus, the instructional format shares most characteristics of the flipped-classroom design. Using and achieving good scores in the e-tutorial practice modes is incentivized by providing bonus points for good performance in quizzes that are taken every two weeks and consist of items that are drawn from the same item pools applied in the practising mode. This approach was chosen to encourage students with limited prior knowledge to make intensive use of the e-tutorials.

The subject of this study is the full 2016/2017 cohort of students (1093 students). A large diversity of the student population was present: only 19% were educated in the Dutch high school system, against 81% being international students, with 50 nationalities present. A large share of students was of European nationality, with only 3.9% of students from outside Europe. High school systems in Europe differ strongly, most particularly in the teaching of mathematics and statistics. Therefore, it is crucial that this introductory module is flexible and allows for individual learning paths. Students spend on average 24 hours in SOWISO and 32 hours in MSL, which is 30% to 40% of the available time of 80 hours for learning both topics.

## 2.2 Instruments and Procedure

Both e-tutorial systems SOWISO and MSL follow a test-directed learning and practising approach. Each step in the learning process is initiated by a question, and students are encouraged to (attempt to) answer each question. If a student does not master a question (completely), she/he can either ask for hints to solve the problem step-by-step, or ask for a fully worked example. After receiving feedback, a new version of the problem loads (parameter based) to allow the student to demonstrate his/her newly acquired mastery. Students' revealed preferences for learning strategies are related to their learning dispositions, as we demonstrated in previous research (Nguyen et al., 2016; Tempelaar et al., 2017, 2017b) for the use of worked-examples in

SOWISO), and the use of worked-examples in MSL (Tempelaar, 2017). This study extends Nguyen et al. (2016) and Tempelaar et al. (2017, 2017b) by investigating three learning strategies in the SOWISO tool: worked examples, and supported and tutored problem-solving.

Figure 1 demonstrates the implementation of the alternative learning strategies students can opt for a sample exercise:

- Check: the untutored problem-solving approach, offering only correctness feedback after problem-solving;
- Hint: the tutored problem-solving approach, offering feedback and hints to assist the student in the several problem-solving steps;
- Solution: the worked-examples approach;
- Theory: asking for a short explanation of the mathematical principle.

Week6: Functions of two variables: Basic notions

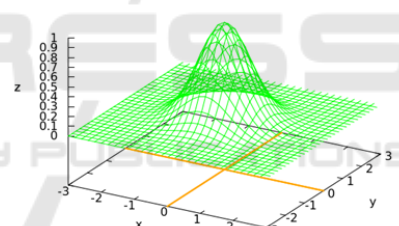
Visualizing bivariate functions (exercise id: 1549)

---

Consider the function

$$f(x, y) = e^{-x^2 - y^2}.$$

Its graph is displayed in the figure below.



At a particular point  $[a, b]$  the level curve going through that point is the unit circle. What is the value  $f(a, b)$ ?

$f(a, b) = \underline{\hspace{2cm}}$

Figure 1: Sample of SOWISO exercise with the options Check, Theory, Solution, and Hint.

Our study combines trace data of the SOWISO e-tutorial with self-report survey data measuring learning dispositions. Trace data is both of product and process type (Azevedo et al., 2013). SOWISO reporting options of trace data are very broad, requiring making selections from the data. First, all dynamic trace data were aggregated over time, to arrive at static, full course period accounts of trace data. Second, from the large array of trace variables, a selection was made by focusing on process variables most strongly connected to alternative

Table 1: Descriptive statistics of four times four sub-samples of students achieving at least 70% mastery level.

Group	N	Mastery	#Attempts	#Hints	#Examples
HintsQ1&ExamplesQ1	72	96.2%	340	4.3	38.7
HintsQ1&ExamplesQ2	41	97.8%	418	4.8	88.7
HintsQ1&ExamplesQ3	59	98.2%	534	4.2	139.9
HintsQ1&ExamplesQ4	59	97.7%	729	4.5	157.7
HintsQ2&ExamplesQ1	64	97.5%	367	20.8	41.9
HintsQ2&ExamplesQ2	55	99.2%	432	21.8	85.3
HintsQ2&ExamplesQ3	39	99.7%	520	21.0	134.5
HintsQ2&ExamplesQ4	45	98.8%	758	20.3	269.9
HintsQ3&ExamplesQ1	53	97.0%	370	57.4	48.5
HintsQ3&ExamplesQ2	53	98.8%	433	53.8	88.6
HintsQ3&ExamplesQ3	56	99.3%	528	56.7	136.1
HintsQ3&ExamplesQ4	52	99.5%	786	59.5	275.4
HintsQ4&ExamplesQ1	33	99.2%	486	135.8	49.1
HintsQ4&ExamplesQ2	60	98.4%	476	137.9	89.7
HintsQ4&ExamplesQ3	61	99.3%	587	157.2	140.8
HintsQ4&ExamplesQ4	58	99.4%	764	174.9	249.1
Total	860	98.4%	530	58.1	135.5

learning strategies. In total, five trace variables were selected:

- Mastery in the tool, the proportion of exercises successfully solved as product indicator;
- #Attempts: total number of attempts of individual exercises;
- #Hints: the total number of Hints called for.
- #Examples: total number of worked-out examples called;

To disentangle the effects of learning intensity from learning strategy, we restricted the sample to those students who have been very active in the e-tutorial and achieved at least a 70% mastery level (that is, successfully solved at least 162 of the 231 exercises): 860 of the 1080 students. Rather than applying advanced statistical techniques to create different profiles of using worked examples, as in Gašević and coauthors (Gašević, Jovanović, et al. 2017; Gašević, Mirriahi, et al., 2017) or our previous research (Nguyen et al., 2016; Tempelaar, et al., 2017, 2017a), we applied quartile splits: the selected students were split into four equal-sized groups according to intensity of using worked examples, as well the intensity of using hints. Table 1 provides descriptive statistics of these four times four sub-samples.

The operationalization of revealed preferences for learning strategies follow these quartile splits. The revealed preference for the worked-examples strategy is operationalized as students calling for a lot of examples, ending up in the higher quarters of the quartile-split for examples. The revealed preference for the tutoed problem-solving strategy

is operationalized as calling for a large number of hints, thus ending in the higher quarters of the quartile-split for hints. As is clear from Table 1, revealed preferences for learning strategies are not disjunct. A student can combine the strategies of worked-examples and tutoed problem-solving, calling for an above-average number of hints as well as above average number of examples.

The strategy of untutoed problem-solving is a necessary component of any of the revealed preferences, since students can only build mastery through untutoed problem-solving, and the students included in this analysis all obtained high mastery levels.

Mastery level is indeed invariant over groups, and never below 96%: there is a large majority of students in all sub-samples that reached full mastery. There is considerable variation in the use of hints, and the use of examples. The use of hints and examples seems only weakly associated, except for the quarter of students using most hints: HintsQ4. In that quarter, the use of hints and examples is positively correlated (in HintsQ4, the correlation of hints and examples equals 0.23, against 0.07 in all four quarters).

In this study, we will focus on a selection with regard to the self-report surveys measuring student learning dispositions. More than a dozen were administered, ranging from affective learning emotions to cognitive learning processing strategies:

- Epistemological self-theories of intelligence;
- Epistemological views on role effort in learning;
- Epistemic learning emotions;

- Cognitive learning processing strategies;
- Metacognitive learning regulation strategies;
- Subject-specific (math & stats) learning attitudes;
- Academic motivations;
- Achievement goals;
- Achievement orientations;
- Learning activity emotions;
- Motivation & Engagement wheel;
- Cultural intelligence;
- National cultural values; and
- Help-seeking behaviour

Due to lack of space, we refer to previous research for the description of the self-report instruments measuring learning dispositions (Nguyen et al., 2016; Tempelaar, Mittelmeier, et al., 2017; Tempelaar et al., 2015; Tempelaar, Rienties, et al., 2017). The description of the research outcomes will focus on specific aspects of learning dispositions: learning approaches, anxiety and uncertainty as aspects of students' attitudes and learning emotions.

Course performance data is based on the final written exam, as well as the three intermediate quizzes. Quiz scores are averaged, and both exam and quiz are decomposed into two topic scores, resulting in MathExam, StatsExam, MathQuiz and StatsQuiz.

## 3 RESULTS

### 3.1 Previous Research

In previous research (Nguyen, 2016; Tempelaar, 2017; Tempelaar et al., 2017a, 2017b), we investigated the role of worked examples in LA applications and found that a range of dispositions predict the use of worked examples as a learning strategy. Demographic variables, student learning approaches, learning attitudes and learning emotions influenced the use of worked examples, with effect sizes up to 7% for individual dispositions. In our profiling study (Tempelaar et al., 2017) we found that the use of worked examples and the total number of attempts to be the two variables shaping most of the characteristic differences between different profiles in the use of the e-tutorial. The use of hints did not strongly contribute to the creation of the student use profiles. As a consequence, we expect dispositions to play a less strong role in the explanation of the use of hints as a learning strategy than it has in the explanation of the use of worked

examples. This expectation does indeed come true, and in the reporting of the empirical outcomes in the next sections, we will focus on the cases where dispositions matter in the explanation of both learning strategies, leaving out the cases where the impact is primarily on the use of worked examples, that are described in previous research (Nguyen, 2016; Tempelaar, 2017; Tempelaar et al., 2017, 2017a, 2017b).

### 3.2 Demographics

Demographic variables have no practical significance in the explanation of the use of hints: gender and international status have statistically non-significant relationships with the intensity of use of hints. Math prior education has a marginally significant effect with limited size ( $p$ -value=.04,  $\eta^2$ =1.2%). Differences in national cultural values follow this pattern, with the single exception that students from cultures that assign greater value to long-term orientation tend to apply the learning strategy of using hints more often than students from other cultures ( $p$ -value=.004,  $\eta^2$ =1.2%).

### 3.3 Learning Approaches

Although the use of learning strategies is the explicit focus of learning approaches frameworks, the learning strategy of supported problem solving by using hints was not adequately captured in our learning approaches instrument. Hence, we found no differences in learning approaches for the use of hints. In the use of worked examples, there were significant differences for both the deep and stepwise processing strategies, and self-regulation of learning.

### 3.4 Prior Knowledge

Differences induced by different levels of prior math schooling are enlarged in the first measurement of cognitive type: the math entry test, administered at the very start of the course. The score of diagnostic test was strongly associated with the intensity of using hints, and the use of worked examples. Significance levels are .006, <.001 and .018 for the hints effect, the examples effect, and the interaction effect, respectively, with a total effect size of  $\eta^2$ =11.9%. Figure 2 provides a graphical illustration of the effects in the several quarters, where we applied reversed scaling to the several quarters to facilitate readability. Students with the highest prior knowledge levels tend to use fewer

hints and fewer examples than the other students. However, there was more consistency in the pattern for the use of examples, than that for the use of hints: in the quarter of students with the highest intensity of using examples, both the Q1 and Q4 quarters of hint use demonstrate low levels of prior knowledge.

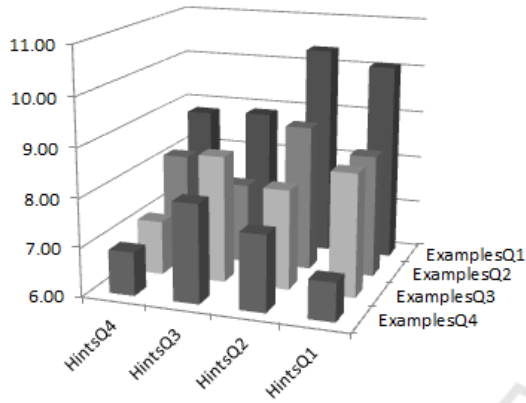


Figure 2: Quarter differences for prior math knowledge, as measured by a diagnostic test (reversed scaling).

### 3.5 Learning Attitudes

Since learning attitudes as Affect and Cognitive Competence are associated with levels of prior knowledge, it is to be expected that the intensity of use of both learning strategies is associated with learning attitudes. That was indeed the case: Affect (p-value hints<.001, p-value examples<.001, total eta squared=8.9%), Cognitive competence (p-value hints<.001, p-value examples<.001, total eta squared=8.8%) demonstrated clear linear effects in the absence of interaction effects. Value and Interest had no role in explaining difference in strategy use, whereas the NoDifficulty variable was only weakly associated with both strategies (p-value hints=.034, p-value examples=.008, total eta squared=2.9%), and the Effort variable is associated with only the examples strategy (p-value hints=.461, p-value examples=.002, total eta squared=3.5%). Figure 3 provides a graphical presentation for the case of Affect. As in the previous figure, we see that the highest levels of Affect are to be found in the group of students who use both hints and examples least frequently and that intensive use of both strategies is associated with low levels of Affect.

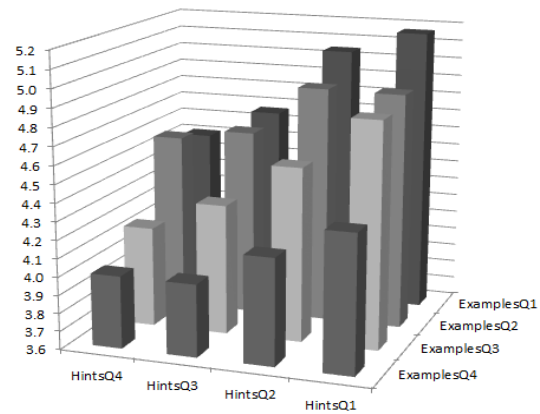


Figure 3: Quarter differences for learning attitude Affect (reversed scaling).

### 3.6 Epistemic Emotions

Epistemic emotions demonstrated group differences for the negative emotions Confusion (p-value hints=.004, p-value examples<.001, total eta squared=7.0%) and Frustration (p-value hints<.001, p-value examples<.001, total eta squared=6.4%). Frustration was one of the few disposition variables that was associated with the use of hints (partial eta-squared=2.7%) more than with the use of examples (partial eta-squared=2.4%). Epistemic Enjoyment makes an even stronger case: here the only significant relationship is with the use of hints (p-value hints=.001, p-value examples=.083, total eta squared=4.8%). Figure 4 demonstrates the association for Epistemic Frustration, Figure 5 that for Epistemic Enjoyment.

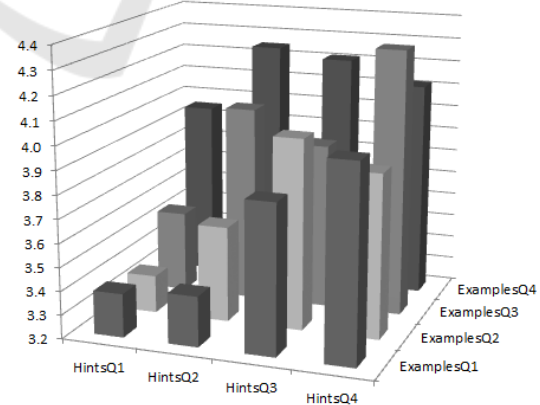


Figure 4: Quarter differences for Epistemic Frustration (non-reversed scaling).

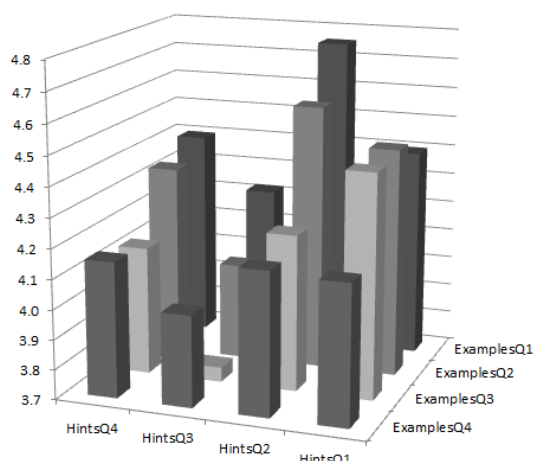


Figure 5: Quarter differences for Epistemic Enjoyment (reversed scaling).

### 3.7 Learning Outcomes

In the main outcome variable of the learning process, Math Exam or the achievement in the math section of the final written exam, only associations with the learning strategy of using examples can be found, be it that the interaction term is significant (p-value hints=.106, p-value examples<.001, p-value interaction=.013, total eta squared=10.9%). Figure 6 provides a graphical description: math exam score is generally increasing for less intensive use of examples, but the pattern is not identical for all quarters of hint use intensity. Specifically, in students in the third quarter of hint use intensity, the use of examples and performance seem fairly unrelated.

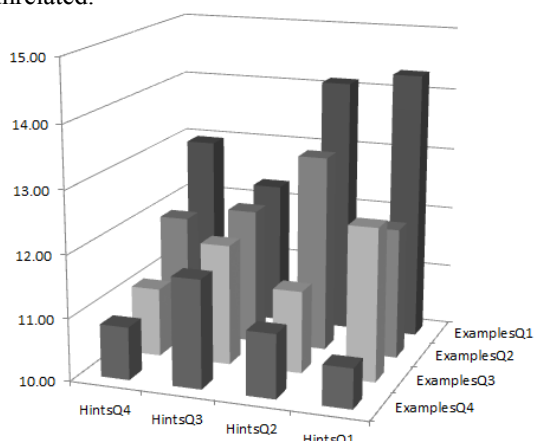


Figure 6: Quarter differences for Math Exam score (reversed scaling).

## 4 DISCUSSION AND CONCLUSION

Existing studies into the efficiency of alternative learning strategies, both in lab settings (Renkl, 2014) and in classroom settings (McLaren et al., 2014, 2016), point in the direction of worked-examples being superior to tutored and untutored problem-solving. These are generic conclusions, which do not differentiate between types of academic tasks or types of students. The main contribution of this study was the emphasis on the individual differences: learning dispositions make a difference, academic tasks make a difference. Allowing for individual differences and task differences also changes the first order conclusions.

Regarding the first research question, we found that students who had less prior knowledge sought more support from both worked-examples and hints. Similarly: students who experienced more negative epistemic emotions such as confusion and frustration, examples of mal-adaptive dispositions, sought more support from both worked-examples and hints. Students who scored higher in the prior knowledge test usually took on the task by themselves without seeking help from hints or examples. At the same time, students who used fewer hints and worked examples scored higher on the math exam (second research question). This implies that worked-examples are only superior to tutored and untutored problem-solving when the latter two learning strategies are not sufficient to achieve proficiency. The initial acquisition of complex knowledge is an example of such a context. In cases the cognitive challenges of the learning tasks are less, this superiority may break down, and worked-examples may be less efficient learning strategies than problem-solving approaches.

Transferring the findings of the Renkl (2014) and the McLaren et al. (2014, 2016) studies to our context, suggests that the superiority of the worked-examples strategy may be the result of the tasks offered to the participants of these studies to be of such type that students in their studies had little or no prior knowledge. Our context has been different: given the wide variety of the tasks and the large diversity in prior knowledge of students, there exists a wide range of relevant prior knowledge levels for any task at hand. In such a context, where students are expected to demonstrate mastery, mastery that can only be acquired in the untutored problem-solving mode, the use of examples and hints is inevitably a roundabout route, adding inefficiency to the most direct way to mastery. That route of using



tutoed problem-solving and worked-examples is taken by students who assessed the direct way of untutoed problem-solving to be -still- impassable, explaining the relationship with prior knowledge.

The current study has focussed on individual differences between students in their preference for learning strategies, and the relationship with learning dispositions. In future research, we intend to additionally include the task dimension, by investigating student preference for learning strategies as a function of both individual differences in learning dispositions and task characteristics.

## REFERENCES

- Azevedo, R., Harley, J., Trevors, G., Duffy, M., Feyzi-Behnagh, R., Bouchet, F., et al. (2013). Using trace data to examine the complex roles of cognitive, metacognitive, and emotional self-regulatory processes during learning with multi-agents systems. In R. Azevedo & V. Aleven (Eds.), *International handbook of metacognition and learning technologies*, 427–449. Amsterdam, The Netherlands: Springer.
- Buckingham Shum, S. & Deakin Crick, R. (2012). Learning Dispositions and Transferable Competencies: Pedagogy, Modelling and Learning Analytics. In S. Buckingham Shum, D. Gasevic, & R. Ferguson (Eds.). *Proceedings of the 2nd International Conference on Learning Analytics and Knowledge*, 92-101. ACM, New York, NY, USA. DOI: 10.1145/2330601.2330629.
- Gašević, D., Jovanović, J., Pardo, A., & Dawson, S. (2017). Detecting learning strategies with analytics: Links with self-reported measures and academic performance. In *Journal of Learning Analytics*, 4(1), 113–128 DOI: 10.18608/jla.2017.42.10.
- Gašević, D., Mirriahi, N., Dawson, S., & Joksimović, S. (2017). Effects of instructional conditions and experience on the adoption of a learning tool *Computers in Human Behavior*, 67, 207–220. DOI: 10.1016/j.chb.2016.10.026.
- McLaren, B. M., van Gog, T., Ganoë, C., Karabinos, M., & Yaron, D. (2016). The efficiency of worked examples compared to erroneous examples, tutoed problem solving, and problem solving in classroom experiments. *Computers in Human Behavior*, 55, 87–99. DOI: 10.1016/j.chb.2015.08.038.
- McLaren, B.M., van Gog, T., Ganoë, C., Yaron, D. & Karabinos, M. (2014) Exploring the assistance dilemma: Comparing instructional support in examples and problems. In S. Trausan-Matu et al. (Eds.) *Proceedings of the Twelfth International Conference on Intelligent Tutoring Systems (ITS-2014)*. LNCS 8474. (pp. 354-361). Springer International Publishing Switzerland.
- Nguyen, Q., Tempelaar, D.T., Rienties, B., & Giesbers, B. (2016). What learning analytics based prediction models tell us about feedback preferences of students. In Amirault, R., & Visser, Y., (Eds.). (2016). e-Learners and Their Data, Part 1: Conceptual, Research, and Exploratory Perspectives. *Quarterly Review of Distance Education*. 17(3).
- Renkl, A. (2014). The Worked Examples Principle in Multimedia Learning. In R. E. Mayer (Ed.), *The Cambridge Handbook of Multimedia Learning*, 391–412. Cambridge, UK: Cambridge University Press.
- Rienties, B., Cross, S., & Zdrahal, Z (2017). Implementing a Learning Analytics Intervention and Evaluation Framework: What Works? In B. Kei Daniel (Ed.), *Big data and learning analytics: Current theory and practice in higher education*, 147–166. Cham: Springer International Publishing. DOI: 10.1007/978-3-319-06520-5\_10.
- Tempelaar, D. T., Cuypers, H., Van de Vrie, E., Heck, A., Van der Kooij, H. (2013). Formative Assessment and Learning Analytics. In D. Suthers & K. Verbert (Eds.), *Proceedings of the 3rd International Conference on Learning Analytics and Knowledge*, 205-209. New York: ACM. DOI: 10.1145/2460296.2460337.
- Tempelaar, D. (2017). How dispositional Learning Analytics helps understanding the worked-example principle. In D. G. Sampson, J. M. Spector, D. Ifenthaler, & P. Isaias (Eds.), *Proceedings 14th International Conference on Cognition and Exploratory Learning in Digital Age (CELDA 2017)*, pp. 117-124. International Association for Development of the Information Society, IADIS Press.
- Tempelaar, D.T., Mittelmeier, J., Rienties, B., & Nguyen, Q. (2017). Student profiling in a dispositional learning analytics application using formative assessment, *Computers in Human Behavior* (in press). DOI: 10.1016/j.chb.2017.08.010.
- Tempelaar, D. T., Rienties, B., & Giesbers, B. (2015). In search for the most informative data for feedback generation: Learning Analytics in a data-rich context. *Computers in Human Behavior*, 47, 157-167. DOI: 10.1016/j.chb.2014.05.038.
- Tempelaar, D.T., Rienties, B., & Nguyen, Q. (2017a). Towards actionable learning analytics using dispositions. *IEEE Transactions on Education*, 10(1), 6-16. DOI:10.1109/TLT.2017.2662679.
- Tempelaar, D.T., Rienties, B., & Nguyen, Q. (2017b). Adding dispositions to create pedagogy-based Learning Analytics. *Zeitschrift für Hochschulentwicklung, ZFHE*, 12(1), 15-35.