

## PDF hosted at the Radboud Repository of the Radboud University Nijmegen

The following full text is a publisher's version.

For additional information about this publication click this link.

<http://hdl.handle.net/2066/75571>

Please be advised that this information was generated on 2017-12-06 and may be subject to change.

# Faraday Discussions

This paper is published as part of Faraday Discussions volume 142:  
Cold and Ultracold Molecules

## Introductory Lecture

---

### [Molecular collisions. from warm to ultracold](#)

Dudley Herschbach, *Faraday Discuss.*, 2009

DOI: [10.1039/b910118g](https://doi.org/10.1039/b910118g)

## Papers

---

### [Testing the time-invariance of fundamental constants using microwave spectroscopy on cold diatomic radicals](#)

Hendrick L. Bethlem and Wim Ubachs, *Faraday Discuss.*, 2009

DOI: [10.1039/b819099b](https://doi.org/10.1039/b819099b)

### [Prospects for measuring the electric dipole moment of the electron using electrically trapped polar molecules](#)

M. R. Tarbutt, J. J. Hudson, B. E. Sauer and E. A. Hinds, *Faraday Discuss.*, 2009

DOI: [10.1039/b820625b](https://doi.org/10.1039/b820625b)

### [Buffer gas cooling of polyatomic ions in rf multi-electrode traps](#)

D. Gerlich and G. Borodi, *Faraday Discuss.*, 2009

DOI: [10.1039/b820977d](https://doi.org/10.1039/b820977d)

### [Ion-molecule chemistry at very low temperatures: cold chemical reactions between Coulomb-crystallized ions and velocity-selected neutral molecules](#)

Martin T. Bell, Alexander D. Gingell, James M. Oldham, Timothy P. Softley and Stefan Willitsch, *Faraday Discuss.*, 2009

DOI: [10.1039/b818733a](https://doi.org/10.1039/b818733a)

## Discussion

---

### [General discussion](#)

*Faraday Discuss.*, 2009

DOI: [10.1039/b910120a](https://doi.org/10.1039/b910120a)

## Papers

---

### [Collision experiments with Stark-decelerated beams](#)

Sebastian Y. T. van de Meerakker and Gerard Meijer, *Faraday Discuss.*, 2009

DOI: [10.1039/b819721k](https://doi.org/10.1039/b819721k)

### [Dynamics of OH\( \$\Sigma^+\$ \)–He collisions in combined electric and magnetic fields](#)

Timur V. Tscherebul, Gerrit C. Groenenboom, Roman V. Krems and Alex Dalgarno, *Faraday Discuss.*, 2009

DOI: [10.1039/b819198k](https://doi.org/10.1039/b819198k)

### [Production of cold ND<sub>2</sub> by kinematic cooling](#)

Jeffrey J. Kay, Sebastian Y. T. van de Meerakker, Kevin E. Strecker and David W. Chandler, *Faraday Discuss.*, 2009

DOI: [10.1039/b819256c](https://doi.org/10.1039/b819256c)

### [Manipulating the motion of large neutral molecules](#)

Jochen Küpper, Frank Filsinger and Gerard Meijer, *Faraday Discuss.*, 2009

DOI: [10.1039/b820045a](https://doi.org/10.1039/b820045a)

### [Sympathetic cooling by collisions with ultracold rare gas atoms. and recent progress in optical Stark deceleration](#)

P. F. Barker, S. M. Purcell, P. Douglas, P. Barletta, N. Coppedale, C. Maher-McWilliams and J. Tennyson, *Faraday Discuss.*, 2009

DOI: [10.1039/b819079h](https://doi.org/10.1039/b819079h)

### [Prospects for sympathetic cooling of polar molecules: NH with alkali-metal and alkaline-earth atoms – a new hope](#)

Pavel Soldán, Piotr S. Żuchowski and Jeremy M. Hutson, *Faraday Discuss.*, 2009

DOI: [10.1039/b822769c](https://doi.org/10.1039/b822769c)

### [Continuous guided beams of slow and internally cold polar molecules](#)

Christian Sommer, Laurens D. van Buuren, Michael Motsch, Sebastian Pohle, Josef Bayerl, Pepijn W. H. Pinkse and Gerhard Rempe, *Faraday Discuss.*, 2009

DOI: [10.1039/b819726a](https://doi.org/10.1039/b819726a)

## Discussion

---

### [General discussion](#)

*Faraday Discuss.*, 2009  
DOI: [10.1039/b910119p](https://doi.org/10.1039/b910119p)

## Papers

---

### [Broadband lasers to detect and cool the vibration of cold molecules](#)

Matthieu Viteau, Amodsen Chotia, Dimitris Sofikitis, Maria Allegrini, Nadia Bouloufa, Olivier Dulieu, Daniel Comparat and Pierre Pillet, *Faraday Discuss.*, 2009

DOI: [10.1039/b819697d](https://doi.org/10.1039/b819697d)

### [Dark state experiments with ultracold, deeply-bound triplet molecules](#)

Florian Lang, Christoph Strauss, Klaus Winkler, Tetsu Takekoshi, Rudolf Grimm and Johannes Hecker Denschlag, *Faraday Discuss.*, 2009

DOI: [10.1039/b818964a](https://doi.org/10.1039/b818964a)

### [Precision molecular spectroscopy for ground state transfer of molecular quantum gases](#)

Johann G. Danzl, Manfred J. Mark, Elmar Haller, Mattias Gustavsson, Nadia Bouloufa, Olivier Dulieu, Helmut Ritsch, Russell Hart and Hanns-Christoph Nägerl, *Faraday Discuss.*, 2009

DOI: [10.1039/b820542f](https://doi.org/10.1039/b820542f)

### [Rotational spectroscopy of single carbonyl sulfide molecules embedded in superfluid helium nanodroplets](#)

Rudolf Lehnig, Paul L. Raston and Wolfgang Jäger, *Faraday Discuss.*, 2009

DOI: [10.1039/b819844f](https://doi.org/10.1039/b819844f)

### [Self-organisation and cooling of a large ensemble of particles in optical cavities](#)

Yongkai Zhao, Weiping Lu, P. F. Barker and Guangjiong Dong, *Faraday Discuss.*, 2009

DOI: [10.1039/b818653q](https://doi.org/10.1039/b818653q)

## Discussion

---

### [General discussion](#)

*Faraday Discuss.*, 2009  
DOI: [10.1039/b910121q](https://doi.org/10.1039/b910121q)

## Papers

---

### [Formation of ultracold dipolar molecules in the lowest vibrational levels by photoassociation](#)

J. Deiglmayr, M. Repp, A. Grochola, K. Mörtlbauer, C. Glück, O. Dulieu, J. Lange, R. Wester and M. Weidemüller, *Faraday Discuss.*, 2009

DOI: [10.1039/b818391k](https://doi.org/10.1039/b818391k)

### [Ultracold polar molecules near quantum degeneracy](#)

S. Ospelkaus, K.-K. Ni, M. H. G. de Miranda, B. Neyenhuis, D. Wang, S. Kotochigova, P. S. Julienne, D. S. Jin and J. Ye, *Faraday Discuss.*, 2009

DOI: [10.1039/b821298h](https://doi.org/10.1039/b821298h)

### [Ultracold molecules from ultracold atoms: a case study with the KRb molecule](#)

Paul S. Julienne, *Faraday Discuss.*, 2009

DOI: [10.1039/b820917k](https://doi.org/10.1039/b820917k)

### [Two-photon coherent control of femtosecond photoassociation](#)

Christiane P. Koch, Mamadou Ndong and Ronnie Kosloff, *Faraday Discuss.*, 2009

DOI: [10.1039/b818458e](https://doi.org/10.1039/b818458e)

### [A pump-probe study of the photoassociation of cold rubidium molecules](#)

Jovana Petrovic, David McCabe, Duncan England, Hugo Martay, Melissa Friedman, Alexander Dicks, Emiliya Dimova and Ian Walmsley, *Faraday Discuss.*, 2009

DOI: [10.1039/b818494a](https://doi.org/10.1039/b818494a)

### [Fano profiles in two-photon photoassociation spectra](#)

Maximilien Portier, Michèle Leduc and Claude Cohen-Tannoudji, *Faraday Discuss.*, 2009

DOI: [10.1039/b819470j](https://doi.org/10.1039/b819470j)

## Discussion

---

### [General discussion](#)

*Faraday Discuss.*, 2009  
DOI: [10.1039/b910122p](https://doi.org/10.1039/b910122p)

## Concluding remarks

---

### [Concluding remarks: achievements and challenges in cold and ultracold molecules](#)

F. A. Gianturco and M. Tacconi, *Faraday Discuss.*, 2009

DOI: [10.1039/b910178k](https://doi.org/10.1039/b910178k)

# Dynamics of OH( $^2\Pi$ )–He collisions in combined electric and magnetic fields

Timur V. Tscherbul,<sup>\*ab</sup> Gerrit C. Groenenboom,<sup>c</sup> Roman V. Krems<sup>d</sup> and Alex Dalgarno<sup>ab</sup>

Received 29th October 2008, Accepted 16th December 2008

First published as an Advance Article on the web 19th May 2009

DOI: 10.1039/b819198k

We use accurate quantum mechanical calculations to analyze the effects of parallel electric and magnetic fields on collision dynamics of OH( $^2\Pi$ ) molecules. It is demonstrated that spin relaxation in  $^3\text{He}$ –OH collisions at temperatures below 0.01 K can be effectively suppressed by moderate electric fields of order 10 kV cm $^{-1}$ . We show that electric fields can be used to manipulate Feshbach resonances in collisions of cold molecules. Our theoretical results can be tested in experiments with OH molecules in Stark decelerated molecular beams and electromagnetic traps. PACS numbers: 33.20.-t, 33.80.Ps.

## I. Introduction

The rapid progress in the research field of cold molecules holds great promise for new and important discoveries at the interface of physics and chemistry.<sup>1–7</sup> The remarkable properties of cold molecules allow for their application in quantum information processing, condensed-matter physics, physical chemistry, and precision spectroscopy. While some of these applications rely on specific properties of molecular ensembles, others exploit the diversity of molecular electronic states and energy level structures. For example, recently proposed schemes for quantum computing with polar  $^2\Sigma$  molecules in optical lattices make use of intermolecular dipole–dipole interactions and molecule–field couplings to enable communication between quantum bits.<sup>1</sup> The experiments aiming to measure the electric dipole moment of the electron based on the spectroscopic study of cold YbF radicals exploit the relativistic distortion of molecular orbitals.<sup>2</sup> The fine and hyperfine perturbations in the spectra of  $^2\Pi$  molecules allow for the development of new frequency standards and tests of physics beyond the Standard Model.<sup>3,4</sup>

Particularly noteworthy are the experiments probing inelastic energy transfer and chemical reactions of cold molecules.<sup>5–7</sup> The measurements of molecular collision properties at low temperatures are important for the development of buffer gas cooling techniques, which rely on collisional thermalization of molecules in a cell filled with cryogenic  $^3\text{He}$  gas. This technique produces molecules at temperatures between 0.1 K and 0.5 K and allows for further evaporative cooling after removal of the buffer gas. In order to permit observations and evaporative cooling, molecules must remain trapped for a long time, which is possible if the ratio of elastic to

<sup>a</sup>Institute for Theoretical Atomic, Molecular, and Optical Physics, Harvard-Smithsonian Center for Astrophysics, Cambridge, Massachusetts 02138, USA. E-mail: tscherb@cfa.harvard.edu

<sup>b</sup>Harvard-MIT Center for Ultracold Atoms, Cambridge, Massachusetts 02138, USA

<sup>c</sup>Theoretical Chemistry, Institute for Molecules and Materials, Radboud University Nijmegen, Heyendaalseweg 135, 6525 AJ Nijmegen, The Netherlands. E-mail: gerritg@theochem.ru.nl

<sup>d</sup>Department of Chemistry, University of British Columbia, Vancouver, British Columbia V6T 1Z1, Canada

inelastic spin-changing collisions exceeds  $10^4$ .<sup>8</sup> Previous experimental<sup>9,10</sup> and theoretical<sup>11</sup> work has shown that this requirement is generally satisfied for  $\Sigma$ -state diatomic molecules with large rotational constants. However, it is unclear whether molecules in electronic states other than  $\Sigma$  may be sympathetically cooled in a buffer gas cell. The mechanism of spin relaxation in collisions of molecules in  ${}^2\Pi$  electronic state remains unknown.

The OH radical is one of the first molecular species that were cooled and trapped at millikelvin temperatures.<sup>5,6,12–14</sup> The ground electronic state of OH is of  ${}^2\Pi$  symmetry, and the energy levels of the molecule depend linearly on the strength of an applied electric field above  $\sim 5$  kV cm<sup>-1</sup>. As a result, the OH radicals can be efficiently decelerated, trapped, and manipulated using moderate static or time-varying electric fields available in the laboratory.<sup>5,12–14</sup> A variety of novel experiments with trapped OH molecules has been reported. The ability to fine tune the collision energy of a Stark-decelerated beam allowed Meijer and co-workers to study threshold behavior of Xe–OH rotationally inelastic scattering at collision energies as low as 50 cm<sup>-1</sup>.<sup>5</sup> High-precision spectroscopy of cold trapped OH was used to study the time variation of the fine structure constant,<sup>4</sup> measure the lifetimes of vibrationally excited states,<sup>13</sup> and determine the rates of optical pumping due to blackbody radiation.<sup>14</sup> Sawyer *et al.* have recently reported measurements of cross sections for elastic and inelastic collisions of magnetically trapped OH molecules with He atoms and D<sub>2</sub> molecules at kinetic energies of 60 cm<sup>-1</sup> and above.<sup>6</sup>

Theoretical studies of low-energy collisions of OH molecules have been reported by several groups.<sup>5,15–18,20</sup> Avdeenkov and Bohn studied ultracold collisions of OH molecules<sup>15,16</sup> and discovered weakly-bound dimer states supported by the dipole-dipole interaction forces in the presence of an external electric field.<sup>16</sup> Ticknor and Bohn found a significant suppression of inelastic relaxation rates for the low-field-seeking states of OH in a magnetic field.<sup>17</sup> Lara *et al.* analyzed the effects of non-adiabatic and hyperfine couplings on field-free Rb–OH collisions.<sup>18</sup> Their results indicated that sympathetic cooling of OH molecules by collisions with Rb atoms might be challenging due to large inelastic loss rates. González-Sánchez, Bodo, and Gianturco<sup>20</sup> considered field-free collisions of rotationally excited OH molecules with He atoms and found sharp propensity rules for rotational and  $\Lambda$ -doublet changing transitions at ultracold temperatures.

Here, we present a theoretical analysis of OH( ${}^2\Pi$ ) collision dynamics in *combined* electric and magnetic fields. We have previously demonstrated that spin-changing collisions of  $\Sigma$ -state molecules can be efficiently manipulated by superimposed electric and magnetic fields.<sup>21–23</sup> Building on our previous work<sup>21,22</sup> and the results of Bohn and co-workers,<sup>15–17</sup> we develop a rigorous quantum theory of collisions between  ${}^2\Pi$  molecules and structureless atoms in external fields and calculate the dependence of the cross sections for He–OH collisions on electric and magnetic fields. Our results suggest that collisions of OH molecules with He atoms can be efficiently manipulated with the external fields. In particular, we demonstrate an efficient mechanism for suppression of spin relaxation in  ${}^2\Pi$  molecules with electric fields.

## II. Theory

The quantum mechanical formalism for collisions of diatomic molecules in  ${}^2\Pi$  electronic states in the absence of external fields has been presented by several authors (see, *e.g.*, ref. 20,24,25). Here, we focus on the theoretical aspects relevant for incorporating the effects of electromagnetic fields in scattering calculations. Section IIA presents the discussion of the influence of the electric and magnetic fields on the energy level structure of  ${}^2\Pi$  molecules. In Section IIB, we discuss the Hamiltonian of the collision complex and the coupled-channel representation of the scattering wave function. A derivation of the matrix elements for the interaction potential operator in the basis of scattering states is presented in Section IIC.

## A. The OH molecule in superimposed electric and magnetic fields

The Hamiltonian for a  ${}^2\Pi$  molecule such as OH can be written as<sup>26–28</sup>

$$\hat{H}_{\text{mol}} = \hat{H}_{\text{rot}} + \hat{H}_{\text{SO}} + \hat{H}_{\Lambda} + \hat{H}_{\text{E}} + \hat{H}_{\text{B}}, \quad (1)$$

where  $\hat{H}_{\text{rot}}$  is the angular part of the rotational kinetic energy,  $\hat{H}_{\text{SO}}$  is the spin–orbit (SO) interaction,  $\hat{H}_{\Lambda}$  is the  $\Lambda$ -doubling Hamiltonian, and the terms  $\hat{H}_{\text{E}}$  and  $\hat{H}_{\text{B}}$  describe the interactions with external electric and magnetic fields. The first term in eqn (1) can be written as<sup>29</sup>

$$\hat{H}_{\text{rot}} = B_{\text{e}}(\hat{J}^{\text{SF}} - \hat{L}^{\text{SF}} - \hat{S}^{\text{SF}})^2, \quad (2)$$

where  $B_{\text{e}}$  is the rotational constant,  $\hat{J}^{\text{SF}} = \hat{N}^{\text{SF}} + \hat{L}^{\text{SF}} + \hat{S}^{\text{SF}}$  is the total angular momentum,  $\hat{N}^{\text{SF}}$  is the rotational angular momentum of the nuclei,  $\hat{L}^{\text{SF}}$  is the electronic orbital angular momentum, and  $\hat{S}^{\text{SF}}$  is the electron spin. In eqn (1), we have neglected the hyperfine interaction due to the nuclear spin of H. The hyperfine interaction constant of OH is an order of magnitude smaller than the  $\Lambda$ -doublet splitting, and the hyperfine effects may alter collision dynamics at temperatures below 4 mK.<sup>17</sup>

The angular momentum operators in eqn (2) are defined in the space-fixed frame. However, the symmetry properties of the electronic wave functions are most conveniently exploited in the molecule-fixed frame, with the  $z$ -axis oriented along the OH bond. The row vector of molecule-fixed angular momentum operators can be defined as  $\hat{J}^{\text{SF}} = \hat{J}^{\text{MF}}\mathbf{R}(\bar{\alpha}, \bar{\beta}, 0)$ , where  $\mathbf{R}$  is the matrix of direction cosines and  $(\bar{\alpha}, \bar{\beta})$  are the Euler angles which specify the orientation of the diatomic molecule in the space-fixed coordinate system. Alternatively, one can define the column vector  $\hat{J}^{\text{SF}} = \mathbf{R}(\bar{\alpha}, \bar{\beta}, 0)\hat{J}^{\text{MF}}$ .<sup>29</sup> The molecule-fixed angular momentum operators do not commute, and the choice of convention affects the products of operators that arise upon transforming eqn (2) to the molecule-fixed frame. It is easy to show that the frame transformation adopted in this work leads to  $\hat{J}^{\text{SF}} \cdot \hat{S}^{\text{SF}} = \hat{J}^{\text{MF}} \cdot \hat{S}^{\text{MF}}$ , whereas that of ref. 29 leads to  $\hat{J}^{\text{SF}} \cdot \hat{S}^{\text{SF}} = \hat{S}^{\text{MF}} \cdot \hat{J}^{\text{MF}}$ . The matrix elements of  $\hat{H}_{\text{rot}}$  are independent of the convention. In the following, we will assume that the operators  $\hat{J}$ ,  $\hat{L}$ , and  $\hat{S}$  are defined in the MF frame, and the superscript “MF” will be omitted.

The SO interaction is given by

$$\hat{H}_{\text{SO}} = A\hat{L} \cdot \hat{S}, \quad (3)$$

where  $A$  is the SO interaction constant.

Explicit expressions for the remaining terms in eqn (1) are given below. The energy levels of a  ${}^2\Pi$  molecule can be evaluated by diagonalizing the Hamiltonian (1) in Hund’s case (a) basis

$$|JM\Omega\rangle|\Lambda\Sigma\rangle = \left(\frac{2J+1}{4\pi}\right)^{1/2} D_{M\Omega}^{J*}(\bar{\alpha}, \bar{\beta}, 0)|\Lambda\Sigma\rangle, \quad (4)$$

where  $M$  and  $\Omega$  are the projections of  $\hat{J}$  onto the space-fixed and molecule-fixed quantization axes,  $D_{M\Omega}^{J*}$  is the Wigner  $D$ -function, and  $|\Lambda\Sigma\rangle$  is the electronic wave function. The molecule-fixed projections of  $\hat{L}$  and  $\hat{S}$  are denoted as  $\Lambda$  and  $\Sigma$ . For a  ${}^2\Pi$  electronic state, they take the values  $\Lambda = \pm 1$  and  $\Sigma = \pm 1/2$ . The off-diagonal matrix elements of the SO interaction between the  ${}^2\Pi$  state and the excited electronic states give rise to the  $\Lambda$ -doubling effect<sup>26,27</sup> described below. After neglecting the cross terms, eqn (3) may be written as

$$\hat{H}_{\text{SO}} = A\hat{L}_z\hat{S}_z, \quad (5)$$

where the subscript  $z$  refers to the molecule-fixed projections of the angular momentum operators. The  $\Lambda$ -doubling is described by the effective Hamiltonian<sup>26,27</sup>

$$\hat{H}_\Lambda = \frac{1}{2}e^{-2i\phi} \left[ -q\hat{J}_+^2 + (p+2q)\hat{J}_+\hat{S}_+ \right] + \frac{1}{2}e^{2i\phi} \left[ -q\hat{J}_-^2 + (p+2q)\hat{J}_-\hat{S}_- \right], \quad (6)$$

where  $\hat{J}_\pm = \hat{J}_x \mp i\hat{J}_y$  and  $\hat{S}_\pm = \hat{S}_x \pm i\hat{S}_y$  are the ladder operators,  $\phi$  is the azimuthal angle of the electron in the molecule-fixed frame, and  $p$  and  $q$  are the phenomenological  $\Lambda$ -doubling parameters. Using the phase convention for the electronic wave functions,  $\langle \Lambda = \pm 1 | e^{\pm 2i\phi} | \Lambda' = \mp 1 \rangle = -1$ , the matrix elements of the Hamiltonian (6) can be written as

$$\begin{aligned} \langle \Lambda | \hat{H}_\Lambda | \Lambda' \rangle = & \frac{1}{2} \left( \delta_{\Lambda',-1} \delta_{\Lambda,1} \left[ q\hat{J}_+^2 - (p+2q)\hat{J}_+\hat{S}_+ \right] \right. \\ & \left. + \delta_{\Lambda',1} \delta_{\Lambda,-1} \left[ q\hat{J}_-^2 - (p+2q)\hat{J}_-\hat{S}_- \right] \right). \end{aligned} \quad (7)$$

The interaction with the magnetic field of strength  $B$  has the form

$$\hat{H}_B = \mu_0 B (\hat{L} + 2\hat{S}) \cdot \hat{B}, \quad (8)$$

where  $\hat{B}$  is the unit vector in the direction of the external magnetic field. To first order, the interaction of the molecule with the dc electric field can be written as

$$\hat{H}_E = -Ed\cos\chi, \quad (9)$$

where  $\chi$  is the polar angle of the molecule in the space-fixed frame,  $E$  is the electric field strength, and  $d$  is the permanent electric dipole moment of the molecule. Here, we assume that both the electric and magnetic fields are oriented along the space-fixed  $z$ -axis. The more general case of crossed electric and magnetic fields is considered elsewhere.<sup>30</sup>

It is convenient to use parity-adapted Hund's case (a) basis functions

$$\begin{aligned} |JM\bar{\Omega}\varepsilon\rangle = & \frac{1}{2} \left\{ |JM\bar{\Omega}\rangle \left| \Lambda = 1, \Sigma = \bar{\Omega} - 1 \right. \right. \\ & \left. \left. + \varepsilon(-)^{J-1/2} |JM - \bar{\Omega}\rangle \left| \Lambda = -1, \Sigma = -\bar{\Omega} + 1 \right. \right\}, \end{aligned} \quad (10)$$

where  $\bar{\Omega} = |\Omega|$ , and the parity index  $\varepsilon = \pm 1$  characterizes the inversion symmetry of the basis functions [ $\varepsilon(-)^{J-1/2} = 1$  for  $e$ -parity states and  $-1$  for  $f$ -parity states]. Note that in the parity-adapted basis,  $\bar{\Omega} > 0$  and the quantum number  $\Lambda$  does not have a definite value. Expanding the rotational kinetic energy in terms of the ladder operators and using eqn (5), we obtain

$$\hat{H}_{\text{rot}} + \hat{H}_{\text{SO}} = B_e [\hat{J}^2 - 2\hat{J}_z^2 - \hat{J}_+ \hat{S}_- - \hat{J}_- \hat{S}_+] + (A + 2B_e) \hat{L}_z \hat{S}_z, \quad (11)$$

where we have omitted the terms  $\hat{L}^2$  and  $\hat{S}^2$  which would only result in an overall energy shift. The matrix elements of the rotational and spin-orbit Hamiltonians can now be evaluated in the parity-adapted basis (10). They have the form

$$\begin{aligned} \langle JM\bar{\Omega}\varepsilon | \hat{H}_{\text{rot}} + \hat{H}_{\text{SO}} | J' M' \bar{\Omega}' \varepsilon' \rangle = & \delta_{\varepsilon\varepsilon'} \delta_{JJ'} \delta_{MM'} \left\{ B_e \left[ J(J+1) - 2\bar{\Omega}^2 \right] \delta_{\Omega\Omega'} + (A + 2B_e) \right. \\ & \left. (\bar{\Omega} - 1) \delta_{\Omega\Omega'} - B_e \left[ \delta_{\Omega,\Omega'-1} \alpha_-(J', \bar{\Omega}) \times \alpha_-(S, \bar{\Omega}' - 1) - \delta_{\Omega,\Omega'+1} \alpha_+(J', \bar{\Omega}) \alpha_+(S, \bar{\Omega} - 1) \right] \right\}, \end{aligned} \quad (12)$$

where  $\alpha_{\pm}(J, \bar{\Omega}) = \sqrt{J(J+1) - \bar{\Omega}(\bar{\Omega} \pm 1)}$ . Combining eqns (7) and (10), we obtain the following compact expression for the  $\Lambda$ -doubling matrix elements

$$\begin{aligned} \langle JM\bar{\Omega}\varepsilon|\hat{H}_{\Lambda}|J'M'\bar{\Omega}'\varepsilon'\rangle &= \frac{1}{2}\delta_{\varepsilon\varepsilon'}\delta_{JJ'}\delta_{MM'}\varepsilon(-)^{J-1/2}\left[q\alpha_{-}(J',\bar{\Omega}')\alpha_{-}(J',\bar{\Omega}'-1)\delta_{\Omega',2-\Omega'}\right. \\ &\quad \left.-(p+2q)\alpha_{-}(J',\bar{\Omega}')\alpha_{+}(S,\bar{\Omega}'-1)\delta_{\Omega',1-\Omega'}\right]. \end{aligned} \quad (13)$$

In order to evaluate the matrix elements of the Zeeman Hamiltonian in the basis (10), it is necessary to transform the operator (8) to the molecule-fixed frame

$$\hat{H}_{\text{B}} = \mu_0 B \sum_{q=-1}^1 \left( \hat{L}_q + 2\hat{S}_q \right) D_{0q}^{1*}(\bar{\alpha}, \bar{\beta}, 0), \quad (14)$$

where only the  $q=0$  molecule-fixed component of  $\hat{L}$  survives on the right-hand side. Evaluating the integrals over the product of three Wigner  $D$ -functions, we find

$$\begin{aligned} \langle JM\bar{\Omega}\varepsilon|\hat{H}_{\text{B}}|J'M'\bar{\Omega}'\varepsilon'\rangle &= \mu_0 B \delta_{\varepsilon\varepsilon'} \delta_{MM'} (-)^{M'-\Omega'} \\ &\quad [(2J+1)(2J'+1)]^{1/2} \begin{pmatrix} J & 1 & J' \\ M & 0 & -M' \end{pmatrix} \times \left[ \sqrt{2}\alpha_{+}(S,\bar{\Omega}'-1) \begin{pmatrix} J & 1 & J' \\ \bar{\Omega} & -1 & -\bar{\Omega}' \end{pmatrix} \right. \\ &\quad \left. - \sqrt{2}\alpha_{-}(S,\bar{\Omega}'-1) \begin{pmatrix} J & 1 & J' \\ \bar{\Omega} & 1 & -\bar{\Omega}' \end{pmatrix} + (2\bar{\Omega}-1) \begin{pmatrix} J & 1 & J' \\ \bar{\Omega} & 0 & -\bar{\Omega}' \end{pmatrix} \right]. \end{aligned} \quad (15)$$

The matrix elements of the interaction with electric fields have a similar form

$$\begin{aligned} \langle JM\bar{\Omega}\varepsilon|\hat{H}_{\text{E}}|J'M'\bar{\Omega}'\varepsilon'\rangle &= -Ed\delta_{\varepsilon,-\varepsilon'}\delta_{MM'}(-)^{M'-\Omega'}[(2J+1)(2J'+1)]^{1/2} \\ &\quad \times \begin{pmatrix} J & 1 & J' \\ M & 0 & -M' \end{pmatrix} \begin{pmatrix} J & 1 & J' \\ \bar{\Omega} & 0 & -\bar{\Omega}' \end{pmatrix}. \end{aligned} \quad (16)$$

This expression shows that electric fields couple the states of the opposite inversion parity.

## B. Collision dynamics

The He–OH( $^2\Pi$ ) collision complex can be described by the Jacobi vectors  $\mathbf{R}$  – the separation of He from the center of mass of OH and  $\mathbf{r}$  – the internuclear distance in OH. The angle between the vectors is denoted by  $\theta$ . In the following, it will be convenient to use the unit vectors  $\hat{R} = \mathbf{R}/R$  and  $\hat{r} = \mathbf{r}/r$ , where  $R = |\mathbf{R}|$ ,  $r = |\mathbf{r}|$ . The Hamiltonian of the collision complex can be written in atomic units as<sup>17,20,24</sup>

$$\hat{H} = -\frac{1}{2\mu R} \frac{\partial^2}{\partial R^2} R + \frac{\hat{\ell}^2}{2\mu R^2} + \hat{V}(R, r, \theta) + \hat{H}_{\text{mol}}, \quad (17)$$

where  $\mu$  is the reduced mass of the  $^3\text{He}$ –OH system,  $\hat{\ell}$  is the orbital angular momentum for the collision,  $\hat{V}(R, r, \theta)$  is the electrostatic interaction potential, and  $\hat{H}_{\text{mol}}$  is the Hamiltonian of the OH molecule in the presence of external electric and magnetic fields (see Section IIA). We assume that the internuclear distance of



OH is fixed at the equilibrium value of 1.226 Å. The wave function of the He–OH collision complex  $\Psi$  satisfies the Schrödinger equation at a total energy  $E$ , and can be expanded over the complete coupled-channel basis

$$\Psi = \frac{1}{R} \sum_{\beta} F_{\beta}(R) \psi_{\beta}(\hat{R}, \hat{r}), \quad (18)$$

where  $\psi_{\beta}(\hat{R}, \hat{r})$  are the angular basis functions. The fully uncoupled angular basis set can be defined as a direct product of the parity-unadapted Hund's case (a) functions and spherical harmonics

$$|JM\Omega\rangle|\Delta\Sigma\rangle|\ell m_{\ell}\rangle, \quad (19)$$

where the spherical harmonics  $|\ell m_{\ell}\rangle = Y_{\ell m_{\ell}}(\hat{r})$  describe the orbital motion of the He atom around the OH fragment. To be consistent with spectroscopic nomenclature, it is convenient to use a slightly modified basis given by

$$|JM\bar{\Omega}\varepsilon\rangle|\ell m_{\ell}\rangle, \quad (20)$$

where  $|JM\bar{\Omega}\varepsilon\rangle$  are Hund's case (a) basis functions of definite parity (10). The basis sets (19) and (20) are related by a unitary transformation, and are equivalent. We note that a more general basis set was used by Lara *et al.* in their theoretical study of Rb + OH collisions in the presence of non-adiabatic and hyperfine interactions.<sup>18,19</sup> These authors used the OH basis functions in the form  $|(JI)\Omega F m_F\rangle$ , where the total angular momentum  $\hat{F} = \hat{J} + \hat{I}$  is the vector sum of  $\hat{J}$  and the nuclear spin of the molecule  $\hat{I}$ . These basis functions reduce to eqn (20) if the nuclear spin of OH is neglected. In order to describe the transitions in the Rb atom, Lara *et al.* used the standard hyperfine basis functions  $|F_a m_{F_a}\rangle$ . For collisions with structureless atoms,  $|F_a m_{F_a}\rangle = |00\rangle$ , and eqn (23) of ref. 19 reduces to our eqn (20).

Substituting the coupled-channel expansion (18) into the Schrödinger equation, we obtain a system of coupled second-order differential equations

$$\left[ \frac{d^2}{dR^2} + 2\mu E \right] F_{\beta}(R) = 2\mu \sum_{\beta'} \langle \psi_{\beta}(\hat{R}, \hat{r}) | \hat{V}(R, \theta) + \frac{\hat{\ell}^2}{2\mu R^2} + \hat{H}_{\text{mol}} | \psi_{\beta'}(\hat{R}, \hat{r}) \rangle F_{\beta'}(R). \quad (21)$$

In order to solve these equations, it is necessary to evaluate the matrix elements on the right-hand side. In the uncoupled representation (20), the operator  $\hat{\ell}^2$  is diagonal with matrix elements given by  $\ell(\ell + 1)$ .<sup>11</sup> The matrix elements of the asymptotic Hamiltonian  $\hat{H}_{\text{mol}}$  in basis (20) are

$$\langle JM\bar{\Omega}\varepsilon | \langle \ell m_{\ell} | \hat{H}_{\text{mol}} | J' M' \bar{\Omega}' \varepsilon' \rangle | \ell' m'_{\ell} \rangle = \delta_{\ell\ell'} \delta_{m,m'} \langle JM\bar{\Omega}\varepsilon | \hat{H}_{\text{mol}} | J' M' \bar{\Omega}' \varepsilon' \rangle, \quad (22)$$

where the expression on the right-hand side is evaluated in section IIA. All that remains to complete the definition of the system of coupled equations (21) is to evaluate the matrix elements of the interaction potential. This is described in the following section.

Once the coupled equations are solved, the asymptotic wave function is transformed to the field-dressed basis  $|\gamma\rangle|\ell m_{\ell}\rangle$ , which diagonalizes the asymptotic Hamiltonian  $\hat{H}_{\text{mol}}$ . The transformation can be written as

$$|\gamma\rangle|\ell m_{\ell}\rangle = |\ell m_{\ell}\rangle \sum_{JM\bar{\Omega}\varepsilon} C_{JM\bar{\Omega}\varepsilon,\gamma} |JM\bar{\Omega}\varepsilon\rangle, \quad (23)$$

where  $C_{JM\bar{\Omega}\varepsilon,\gamma}$  are the components of the eigenvector of  $\hat{H}_{\text{mol}}$  corresponding to the eigenstate  $\gamma$  with energy  $\varepsilon_\gamma$ . The matrix of the transformation (23) is diagonal in  $\ell$  and  $m_\ell$ . The  $S$ -matrix can be obtained from the transformed wave function using the standard asymptotic matching procedure.<sup>36</sup> The cross sections for transitions between the field-dressed states of OH can be expressed as

$$\sigma_{\gamma \rightarrow \gamma'} = \frac{\pi}{k_\gamma^2} \sum_{M_{\text{tot}}} \sum_{\ell, m_\ell} \sum_{\ell', m'_\ell} |\delta_{\gamma\gamma'} \delta_{\ell\ell'} \delta_{m_\ell m'_\ell} - S_{\gamma\ell m_\ell; \gamma'\ell' m'_\ell}^{M_{\text{tot}}}|^2, \quad (24)$$

where the wavevector  $k_\gamma^2 = 2\mu(E - \varepsilon_\gamma) = 2\mu E_{\text{coll}}$ ,  $E_{\text{coll}}$  is the collision energy, and the summation in eqn (24) is performed in a cycle over the total angular momentum projection.<sup>11</sup>

We used the following molecular constants of OH (in  $\text{cm}^{-1}$ ):  $B_e = 18.55$ ,  $A = -139.273$ ,  $p = 0.235608$ ,  $q = -0.03877$ .<sup>17,26</sup> The value of the permanent electric dipole moment of OH( $^2\Pi$ )  $d = 1.68$  D was taken from ref. 17. The coupled-channel expansion (18) included all basis states with  $J \leq \frac{11}{2}$  and  $\ell \leq 5$ , which resulted in a total of 622 coupled channels for  $M_{\text{tot}} = \frac{1}{2}$ . The close-coupled equations (21) were solved numerically using the improved log-derivative method<sup>37</sup> on a grid of  $R$  from 2 to 65  $a_0$  with a step size of 0.01  $a_0$ . The resulting cross sections were converged to within 5%.

### C. Matrix elements of the interaction potential

The matrix elements of the interaction potential between the states with definite  $\Lambda$  can be expanded in reduced Wigner  $D$ -functions

$$V_{\Lambda\Lambda'}(R, \theta) = \sum_{\lambda} D_{0,\Lambda'-\Lambda}^{\lambda*}(0, \theta, 0) V_{\lambda,\Lambda'-\Lambda}(R). \quad (25)$$

Since in our case  $|\Lambda| = |\Lambda'| = 1$ , only the terms in eqn (25) with  $\Lambda' - \Lambda = 0, \pm 2$  are different from zero. They can be obtained by expanding the half-sum and half-difference of the two ground-state potential energy surfaces of  $A'$  and  $A''$  symmetry<sup>24,25</sup>

$$\frac{1}{2}(V_{A'} + V_{A''}) = \sum_{\lambda=0}^{\lambda_{\text{max}}} P_\lambda(\cos \theta) V_{\lambda 0}(R) \quad (26)$$

$$\frac{1}{2}(V_{A''} - V_{A'}) = \sum_{\lambda=2}^{\lambda_{\text{max}}} d_{02}^\lambda(\cos \theta) V_{\lambda 2}(R), \quad (27)$$

where  $d_{0\mu}^\lambda(\cos \theta)$  are the reduced Wigner  $D$ -functions and  $P_{\lambda\mu}(\cos \theta)$  are the associated Legendre polynomials, which are related through<sup>31</sup>

$$d_{0\mu}^\lambda(\cos \theta) = \left[ \frac{(\lambda - \mu)!}{(\lambda + \mu)!} \right]^{1/2} P_{\lambda\mu}(\cos \theta). \quad (28)$$

The interaction potential (25) can be evaluated in the parity-unadapted basis using Eqs. (4), (19) and the generalized spherical harmonics addition theorem<sup>25,31</sup>

$$d_{0\mu}^\lambda(\cos \theta) = (-)^{-\mu} d_{0,-\mu}^\lambda(\cos \theta) = (-)^{\mu} \sum_{m_\lambda} \left[ \frac{4\pi}{2\lambda + 1} \right]^{1/2} D_{m_\lambda \mu}^\lambda(\bar{\alpha}, \bar{\beta}, 0) Y_{\lambda m_\lambda}(\hat{R}). \quad (29)$$

Combining this expression with eqn (25) and evaluating the integrals over the products of three  $D$ -functions, we obtain

$$\begin{aligned}
& \langle JM\Omega | \langle \Lambda \Sigma | \langle \ell m_\ell | \hat{V}(\mathbf{R}, \theta) | J' M' \Omega' \rangle | \Lambda' \Sigma' \rangle | \ell' m_{\ell'} \rangle = \\
& \delta_{\Sigma\Sigma'} [(2J+1)(2J'+1)(2\ell+1)(2\ell'+1)]^{1/2} (-)^{m_\ell+M'-\Omega'} \\
& \times \sum_{\lambda, m_\lambda} \begin{pmatrix} J & \lambda & J' \\ M & m_\lambda & -M' \end{pmatrix} \begin{pmatrix} J & \lambda & J' \\ \Omega & \Lambda' - \Lambda & -\Omega' \end{pmatrix} \begin{pmatrix} \ell & \lambda & \ell' \\ -m_\ell & m_\lambda & m_{\ell'} \end{pmatrix} \begin{pmatrix} \ell & \lambda & \ell' \\ 0 & 0 & 0 \end{pmatrix} \\
& \times V_{\lambda, \Lambda' - \Lambda}(\mathbf{R}).
\end{aligned} \tag{30}$$

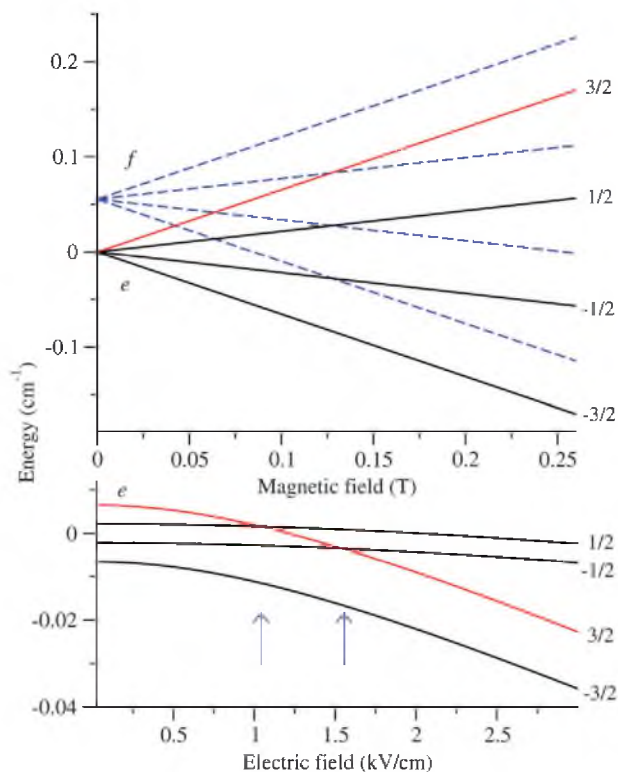
The expansion coefficients have the property  $V_{\lambda, \Lambda' - \Lambda}(\mathbf{R}) = V_{\lambda, \Lambda - \Lambda'}(\mathbf{R})$ .<sup>25</sup> We note that the 3-*j* symbols in eqn (30) vanish unless  $m_\lambda = M' - M = m_\ell - m_{\ell'}$ . Thus, the electrostatic interaction potential only couples the states with the same total angular momentum projection  $M_{\text{tot}} = M + m_\ell = M' + m_{\ell'}$ . A transformation of the interaction potential matrix elements (30) to the parity-adapted basis (10) using the symmetry properties of 3-*j* symbols<sup>31</sup> yields

$$\begin{aligned}
& \langle JM\bar{\Omega}\varepsilon | \langle \ell m_\ell | \hat{V}(\mathbf{R}, \theta) | J' M' \bar{\Omega}' \varepsilon' \rangle | \ell' m_{\ell'} \rangle \\
& = [(2J+1)(2J'+1)(2\ell+1)(2\ell'+1)]^{1/2} (-)^{m_\ell+M'-\Omega'} \\
& \times \sum_{\lambda, m_\lambda} \frac{1}{2} [1 + \varepsilon \varepsilon' (-)^\lambda] \begin{pmatrix} J & \lambda & J' \\ M & m_\lambda & -M' \end{pmatrix} \begin{pmatrix} \ell & \lambda & \ell' \\ -m_\ell & m_\lambda & m_{\ell'} \end{pmatrix} \begin{pmatrix} \ell & \lambda & \ell' \\ 0 & 0 & 0 \end{pmatrix} \\
& \times \left[ \delta_{\Omega\Omega'} \begin{pmatrix} J & \lambda & J' \\ \Omega & 0 & -\Omega' \end{pmatrix} V_{\lambda 0}(\mathbf{R}) - \varepsilon' (-)^{J'-1/2} \delta_{\Omega', 2-\Omega'} \begin{pmatrix} J & \lambda & J' \\ \Omega & -2 & \Omega' \end{pmatrix} V_{\lambda 2}(\mathbf{R}) \right].
\end{aligned} \tag{31}$$

An analysis of the expression in square brackets shows that the rotational levels in the same SO manifold ( $\bar{\Omega}' = \bar{\Omega}$ ) are coupled by the half-sum PES (26), whereas the levels belonging to different SO manifolds ( $\bar{\Omega}' = 2 - \bar{\Omega}$ ) are coupled by the half-difference PES. Similarly, the factor  $\frac{1}{2}[1 + \varepsilon \varepsilon' (-)^\lambda]$  ensures that the couplings between the states of the same parity ( $\varepsilon = \pm 1 \leftrightarrow \varepsilon' = \pm 1$ ) are induced by the anisotropic terms with even  $\lambda$ , and those of the states of opposite parity ( $\varepsilon = \pm 1 \leftrightarrow \varepsilon' = \mp 1$ ) are induced by the anisotropic terms with odd  $\lambda$ .

### III. Results

The upper panel of Fig. 1 shows the energy levels of OH as functions of the magnetic field. At zero field, the absolute ground state of the molecule is a  $\Lambda$ -doublet with  $J = \frac{3}{2}$ . Magnetic fields further split the *e* and *f* components of the doublet into four Zeeman levels characterized by  $M = -\frac{3}{2}, -\frac{1}{2}, \frac{1}{2}, \frac{3}{2}$  (in order of increasing energy). As mentioned above, *M* is rigorously conserved in parallel fields and we will use this label to classify the molecular states. The magnetic levels corresponding to different manifolds cross at  $B \sim 0.1$  T, where the Zeeman shift becomes comparable to the  $\Lambda$ -doublet splitting. The matrix elements of the Zeeman Hamiltonian (15) are diagonal in  $\varepsilon$  and independent of its sign. Therefore, the *e* and *f* Zeeman manifolds are identical and the crossings between the levels of different manifolds are not avoided, as illustrated in the upper panel of Fig. 1. Electric fields couple the opposite parity states, leading to avoided crossings similar to those encountered in  ${}^2\Sigma$  molecules.<sup>21,30</sup> An important difference is that crossings in  ${}^2\Pi$  molecules occur at small magnetic fields  $B \sim 0.1$  T corresponding to typical  $\Lambda$ -doublet splittings of tenths of  $\text{cm}^{-1}$ . In contrast, the electric-field induced crossings in  ${}^2\Sigma$  molecules occur between different rotational levels, which requires magnetic fields on the order of several Tesla.<sup>21,22</sup>



**Fig. 1** Zeeman energy levels of OH. The initial state for scattering calculations (see text) is denoted by the red (light grey) solid line. The values of  $M$  for individual magnetic sublevels are shown to the right of the curves.

The lower panel of Fig. 1 shows the electric field dependence of the  $e$ -manifold energy levels in the presence of a static magnetic field of 0.01 T. The four  $e$ -states shift downwards with increasing the field, whereas the corresponding  $f$ -states (not shown) shift in the opposite direction. It follows from eqn (16) that the  $|M| = \frac{3}{2}$  states have larger  $g$ -factors, so their energy decreases faster than that of the  $|M| = \frac{1}{2}$  states. As a result, two crossings occur at electric fields of about 1 and 1.5  $\text{kV cm}^{-1}$  shown by the vertical arrows in the lower panel of Fig. 1. Note that the location of the crossings depends on magnetic field strength, shifting to higher electric fields with increasing magnetic field. In the following, we will consider collisions of OH molecules initially in the state  $|J = \frac{3}{2}, M = \frac{3}{2}, \varepsilon = -1\rangle$  denoted by the red (light grey) line in Fig. 1. The OH molecules selected in this state gain potential energy with increasing magnetic field and can be confined in a permanent magnetic trap. The expansion of the initial state in terms of Hund's case (a) basis functions (23) is

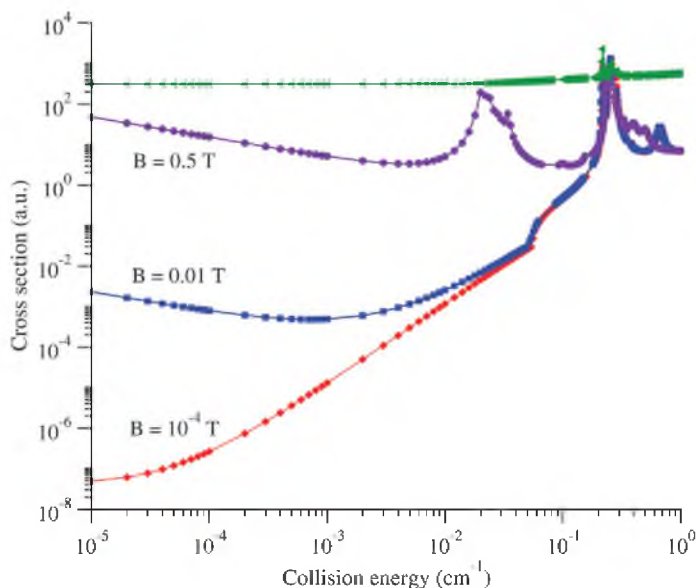
$$\begin{aligned} \left| J = \frac{3}{2}, M = \frac{3}{2}, \varepsilon = -1 \right\rangle &= 0.985 \left| J = \frac{3}{2}, \bar{\Omega} = \frac{3}{2}, M = \frac{3}{2}, \varepsilon = -1 \right\rangle \\ &+ 0.174 \left| J = \frac{3}{2}, \bar{\Omega} = \frac{1}{2}, M = \frac{3}{2}, \varepsilon = -1 \right\rangle. \end{aligned} \quad (32)$$

This equation illustrates that OH is not a pure Hund's case (a) molecule: different  $\bar{\Omega}$  components of the basis (10) are mixed by the cross terms  $\hat{J}_+ \hat{S}_-$  and  $\hat{J}_- \hat{S}_+$  in eqn (11). Because the rotational constant of OH is large compared to Zeeman splittings,

the mixing coefficients in eqn (32) are independent of  $M$  and magnetic field. In the presence of an electric field, the initial state (32) contains an admixture of basis functions of opposite parity ( $\varepsilon = 1$ ), whose contribution increases linearly with the field strength. The energy of the state given by eqn (32) decreases with increasing electric field as shown in the lower panel of Fig. 1.

Fig. 2 shows the cross sections for elastic scattering and inelastic spin relaxation in  $^3\text{He}\text{-OH}$  collisions as functions of collision energy. The behavior of the cross sections in the  $E_{\text{coll}} \rightarrow 0$  limit is dictated by the Wigner threshold laws:<sup>32</sup> the inelastic cross section increases as  $E_{\text{coll}}^{-1/2}$  and the elastic cross section is independent of  $E_{\text{coll}}$ . Magnetic fields modify the energy dependence of the cross sections. At small magnetic fields, the cross sections continue to decrease with  $E_{\text{coll}}$  down to  $10^{-5}$  K and start to follow the threshold behavior as the energy is further decreased. The turnover point moves to higher energy with increasing magnetic field. At very large fields, the spin relaxation cross section always increases with decreasing collision energy. This behavior is qualitatively similar to that observed for collisions of molecules in  $\Sigma$  electronic states.<sup>11</sup> The conservation of the total angular momentum projection (see section IIB) implies that the spin relaxation transition  $|M = 3/2\rangle \rightarrow |M' = 1/2\rangle$  should be accompanied by the transition  $m_\ell \rightarrow m'_\ell = m_\ell + 1$  which leads to a centrifugal barrier in the outgoing collision channel. The centrifugal barrier suppresses inelastic processes as long as the energy defect between the initial and final Zeeman levels does not exceed the barrier height.<sup>11,33</sup> At higher magnetic fields (or collision energies), the centrifugal barrier is easily surmounted and spin relaxation rates increase dramatically, as illustrated in Fig. 2.

An interesting feature apparent in Fig. 2 is the rapid increase of spin relaxation as the collision energy is varied through the  $\Lambda$ -doubling threshold ( $0.06\text{ cm}^{-1}$ ). This is caused by the opening of new relaxation channels in the higher-energy  $f$ -manifold (see the upper panel of Fig. 1). At collision energies above 0.1 K, both elastic and inelastic cross sections display a rich resonance structure. The resonance pattern is rather dense and features both shape and Feshbach resonances. This is in contrast

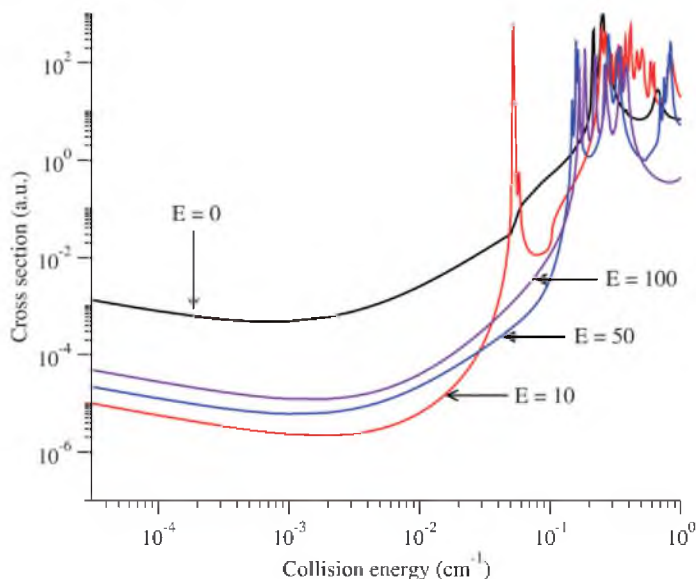


**Fig. 2** Cross sections for elastic scattering (upper trace) and spin relaxation in  $^3\text{He}\text{-OH}$  collisions as functions of collision energy at different magnetic fields indicated in the graph. The elastic cross section is shown for  $B = 10^{-4}$  T.

with  $\Sigma$ -state molecules where a single (or at most several) shape resonances are typically present.<sup>21,30</sup> The resonances grow in number with increasing magnetic field. At  $B = 0.5$  T, the spin relaxation cross section shows two distinct peaks. We attribute the peaks to shape resonances in the outgoing collision channels which are split by the magnetic field. A similar separation of shape resonances has been observed for  $\text{NH}(\Sigma^-)\text{-He}$  collisions.<sup>34</sup> From Fig. 2, the ratio of the cross sections for elastic scattering and spin relaxation varies from 1 to 100 in the temperature interval 0.01–1 K. Therefore, cryogenic cooling and magnetic trapping of OH using  $^3\text{He}$  buffer gas would be extremely challenging. The rate constant for spin relaxation is  $1.2 \times 10^{-11} \text{ cm}^3 \text{ s}^{-1}$  at  $T = 0.1$  K and  $B = 0.01$  T, which corresponds to the OH trapping lifetime of  $\sim 0.1$  ms at the buffer gas density of  $10^{15} \text{ cm}^{-3}$ . Although spin relaxation is suppressed at collision energies below 10 mK and magnetic fields  $< 0.01$  T, this regime is far beyond the capability of modern cryogenic cooling techniques.

Equations (31) and (32) establish that different Zeeman levels of OH are directly coupled by the atom–molecule interaction potential. Therefore, spin relaxation in collisions of  $^2\Pi$  molecules with  $^1S_0$  atoms is a direct process, in which all Zeeman states get mixed up in a collision mediated by the atom–molecule interaction potential. The non-relativistic interaction potential for molecules in  $\Sigma$  electronic states is diagonal in spin states, and spin-changing transitions in  $^2\Sigma$  molecules occur *via* a two-step mechanism through the coupling of the ground and the first excited rotational states and the spin–rotation interaction.<sup>11</sup> Collision-induced spin relaxation in  $^3\Sigma$  molecules follows a similar mechanism involving the spin–spin interaction. In the case of OH, direct couplings of different magnetic sublevels arise due to the anisotropic terms ( $\lambda > 0$ ) in the expansion of the interaction potential over the Wigner  $D$ -functions (25).

Fig. 3 shows the cross sections for spin relaxation as a function of collision energy at selected values of the electric field. Electric fields suppress spin relaxation in the ultracold regime. The origin of this effect is explained below. At collision energies larger than  $0.1 \text{ cm}^{-1}$ , the suppression is much less efficient. Another interesting effect is shifting and splitting of scattering resonances by electric fields. The suppression of

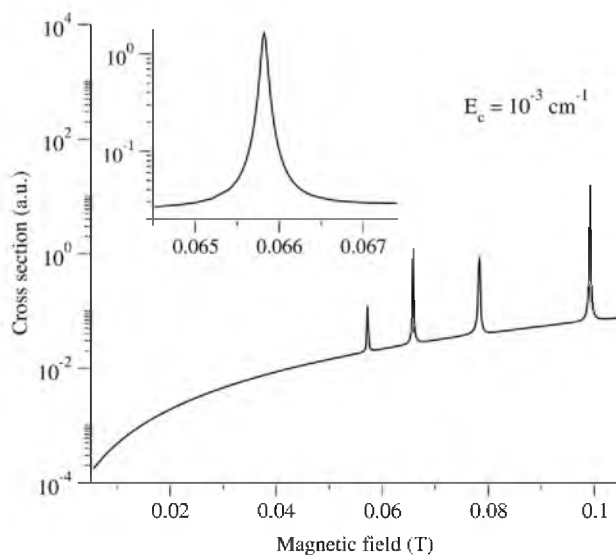


**Fig. 3** Cross sections for spin relaxation in  $^3\text{He}\text{-OH}$  collisions as functions of collision energy calculated for several electric field strengths (in  $\text{kV cm}^{-1}$ ) indicated in the graph. The magnetic field is fixed at 0.01 T.

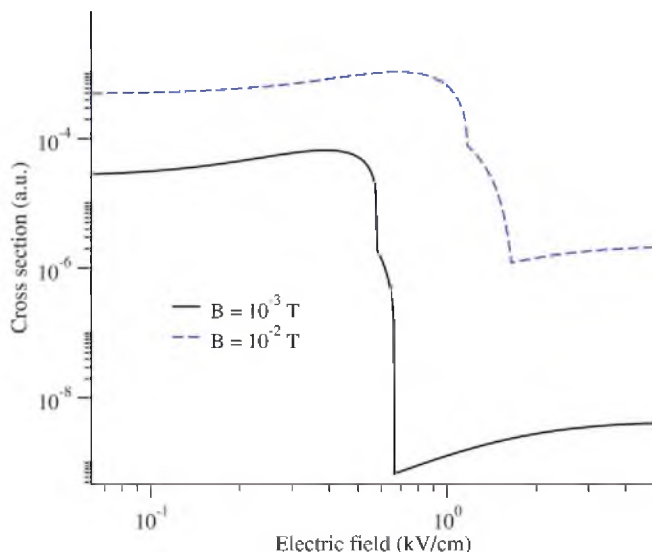
shape resonances is caused by the electric field-induced mixing of different partial waves.<sup>23</sup> The number of Feshbach resonances grows as the electric field is increased from zero to  $10 \text{ kV cm}^{-1}$ , and the resonances shift to lower energies. We attribute this to the electric field-induced couplings between the opposite parity states, which are uncoupled in the absence of the field, leading to additional avoided crossings and Feshbach resonances. The results shown in Fig. 3 suggest that collisional spin relaxation of OH at temperatures below 0.01 K can be suppressed by two orders of magnitude with electric fields of the order of  $10 \text{ kV cm}^{-1}$ . The suppression is most efficient at low collision energies. The He–OH spin relaxation rate in the absence of an electric field is  $4.8 \times 10^{-16} \text{ cm}^3 \text{ s}^{-1}$  at  $T = 0.01 \text{ K}$  and  $B = 0.01 \text{ T}$ . This value decreases to  $4.4 \times 10^{-18}$  in an electric field of  $50 \text{ kV cm}^{-1}$ . At 0.1 K, the rates are  $1.1 \times 10^{-11}$  and  $3.4 \times 10^{-12} \text{ cm}^3 \text{ s}^{-1}$ , respectively. Therefore, cryogenic cooling of magnetically trapped OH may be greatly facilitated in the presence of an electric field. A new electromagnetic trap for OH molecules<sup>35</sup> should be particularly suitable for experimental demonstration of the electric field-enhanced evaporative cooling.

In Fig. 4, we show the magnetic field dependence of spin relaxation cross sections at a collision energy of  $10^{-3} \text{ cm}^{-1}$  and zero electric field. The cross section shows sharp resonances superimposed on a smoothly varying background. The Feshbach resonances arise due to the coupling of the initial channel  $|J = 3/2, M = 3/2, \varepsilon = -1\rangle$  (32) with the closed channels  $|J' = 3/2, M', \varepsilon = 1\rangle$  induced by the interaction potential. The closed channels are the bound states of the He $\cdots$ OH van der Waals complex that correlate to the upper Zeeman manifold in Fig. 1 in the limit  $R \rightarrow \infty$ . The inset in Fig. 4 demonstrates that resonances may lead to a 100-fold enhancement of spin relaxation cross sections at certain magnetic fields. The elastic cross section (not shown in Fig. 4) is not affected by Feshbach resonances.

Fig. 5 displays the electric field dependence of spin relaxation cross sections at magnetic fields of  $10^{-3}$  and 0.01 T and collision energy of  $10^{-3} \text{ cm}^{-1}$ . The cross sections increase monotonously at low electric fields but exhibit two sudden drops at  $E > 0.5 \text{ kV cm}^{-1}$ . The location of the dips in Fig. 5 depends on the magnitude of the applied magnetic field. For  $B = 0.01 \text{ T}$ , they occur at electric fields of about 1 and  $1.5 \text{ kV cm}^{-1}$ . These values coincide with the positions of the level crossings



**Fig. 4** Magnetic field dependence of spin relaxation cross sections at  $E_{\text{coll}} = 10^{-3} \text{ cm}^{-1}$  in the absence of an electric field.



**Fig. 5** Cross sections for spin relaxation as functions of electric field at  $B = 10^{-3}$  T (lower curve),  $B = 0.01$  T (upper curve).  $E_{\text{coll}} = 1$  mK for both curves. The initial state for  $B = 0.01$  T is shown by the red (light grey) line in the lower panel of Fig. 1.

marked by the vertical arrows in Fig. 1. As the electric field increases, the energy of the initial state  $|J = \frac{3}{2}, M = \frac{3}{2}, \varepsilon = -1\rangle$  becomes lower than that of the two  $|M| = \frac{1}{2}$  states. At electric fields larger than  $\sim 2$  kV cm $^{-1}$ , both of the  $|M| = \frac{1}{2}$  channels become energetically forbidden, and spin relaxation can only occur *via* the  $|J = \frac{3}{2}, M = \frac{3}{2}, \varepsilon = -1\rangle \rightarrow |J' = \frac{3}{2}, M' = -\frac{3}{2}, \varepsilon' = -1\rangle$  transition. An analysis of state-resolved cross sections shows that this transition is the least probable of all spin relaxation channels. As a consequence, the total inelastic cross section decreases by four to seven orders of magnitude depending on the magnetic field. The data shown in Fig. 2 and 5 demonstrate that spin relaxation of OH molecules in high electric field-seeking states can be completely suppressed by properly chosen combinations of electric and magnetic fields. The control is especially robust at low collision energies (of the order of 1 mK) and magnetic fields not exceeding 0.01 T. However, Fig. 1 shows that for any given value of magnetic field, it should be possible to choose an electric field at which the  $|M| = \frac{1}{2}$  channels are closed. The necessary electric field can be determined from the positions of the crossings in the lower panel of Fig. 1.

#### IV. Summary

We have developed a rigorous quantum theory for collisions of molecules in  $^2\Pi$  electronic states with structureless atoms in the presence of superimposed electric and magnetic fields. The matrix elements of the electrostatic potential and molecule-field interactions have been derived in the fully uncoupled representation of Hund's case (a) basis functions. The theory has been applied to elucidate the mechanisms of inelastic transitions in low-energy collisions of OH molecules with He atoms. Our results suggest that spin relaxation in collisions of OH molecules proceeds *via* direct coupling of different Zeeman states induced by the anisotropy of the atom-molecule interaction potential. The rate constants for spin relaxation at temperatures above 0.1 K are of the order of  $10^{-12}$  cm $^3$  s $^{-1}$ , leading to very short trapping lifetimes. We conclude that sympathetic cooling of OH molecules using cryogenic  $^3\text{He}$  gas at densities  $>10^{15}$  cm $^{-3}$  and temperatures 0.1–1 K appears unfeasible.



We have demonstrated that spin relaxation of OH molecules at temperatures below 0.01 K can be efficiently manipulated by electric fields of moderate strength ( $\sim 10 \text{ kV cm}^{-1}$ ) available in the laboratory. The mechanism of control is based on suppressing certain relaxation pathways *via* the Stark level crossings induced by superimposed electric and magnetic fields. The crossings are sensitive only to the strength of the applied fields, so the results shown in Fig. 5 are expected to be valid for collisions of OH with other atomic or molecular partners (changing the collision partner may, however, modify the details of the collision dynamics). This can be used to facilitate evaporative cooling of  $^2\Pi$  molecules in electromagnetic traps.<sup>35</sup> We have found that electric fields modify the collision energy dependence of inelastic cross sections and may lead to the formation and splitting of Feshbach resonances. The magnetically tunable Feshbach resonances may be used to create weakly bound He $\cdots$ OH complexes. It would be interesting to explore the effects of magnetic fields on spin-orbit, vibrational, and rotational predissociation of these complexes. The methods to control inelastic collisions presented in this work may be realized experimentally using Stark decelerated beams<sup>5,12</sup> and electromagnetic traps.<sup>6,35</sup>

## Acknowledgements

We thank Hossein Sadeghpour for useful comments. This work was supported by the Chemical Science, Geoscience, and Bioscience Division of the Office of Basic Energy Science, Office of Science, U. S. Department of Energy and NSF grants to the Harvard-MIT Center for Ultracold Atoms and to the Institute for Theoretical Atomic, Molecular, and Optical Physics at Harvard University and Smithsonian Astrophysical Observatory.

## References

- 1 P. Rabl, D. DeMille, J. M. Doyle, M. D. Lukin, R. J. Schoelkopf and P. Zoller, *Phys. Rev. Lett.*, 2006, **97**, 033003.
- 2 E. Hinds, *Phys. Scr.*, T, 1997, **70**, 34.
- 3 B. L. Lev, E. R. Meyer, E. R. Hudson, B. C. Sawyer, J. L. Bohn and J. Ye, *Phys. Rev. A*, 2006, **74**, 061402R.
- 4 E. R. Hudson, H. J. Lewandowski, B. C. Sawyer and J. Ye, *Phys. Rev. Lett.*, 2006, **96**, 143004.
- 5 J. J. Gilijamse, S. Hoekstra, S. Y. T. van de Meerakker, G. C. Groenenboom and G. Meijer, *Science*, 2006, **313**, 1617.
- 6 B. C. Sawyer, B. K. Stuhl, D. Wang, M. Yeo and J. Ye, *Phys. Rev. Lett.*, 2008, **101**, 203203.
- 7 R. V. Krems, *Phys. Chem. Chem. Phys.*, 2008, **10**, 4079, and references therein.
- 8 W. Ketterle and N. J. van Druten, in *Advances in Atomic, Molecular, and Optical Physics*, vol. 37, p. 181, San Diego, Academic, 1996.
- 9 J. D. Weinstein, R. deCarvalho, T. Guillet, B. Friedrich and J. M. Doyle, *Nature (London)*, 1998, **395**, 148.
- 10 W. C. Campbell, E. Tsikata, H.-I. Lu, L. D. van Buuren and J. M. Doyle, *Phys. Rev. Lett.*, 2007, **98**, 213001.
- 11 R. V. Krems and A. Dalgarno, *J. Chem. Phys.*, 2004, **120**, 2296.
- 12 S. Y. T. van de Meerakker, N. Vanhaecke and G. Meijer, *Annu. Rev. Phys. Chem.*, 2006, **57**, 159.
- 13 S. Y. T. van de Meerakker, N. Vanhaecke, M. P. J. van der Loo, G. C. Groenenboom and G. Meijer, *Phys. Rev. Lett.*, 2005, **95**, 013003.
- 14 S. Hoekstra, J. J. Gilijamse, B. Sartakov, N. Vanhaecke, L. Scharfenberg, S. Y. T. van de Meerakker and G. Meijer, *Phys. Rev. Lett.*, 2007, **98**, 133001.
- 15 A. V. Avdeenko and J. L. Bohn, *Phys. Rev. A*, 2002, **66**, 052718.
- 16 A. V. Avdeenko and J. L. Bohn, *Phys. Rev. Lett.*, 2003, **90**, 043006.
- 17 C. T. Ticknor and J. L. Bohn, *Phys. Rev. A*, 2005, **71**, 022709.
- 18 M. Lara, J. L. Bohn, D. Potter, P. Soldán and J. M. Hutson, *Phys. Rev. Lett.*, 2006, **97**, 183201.
- 19 M. Lara, J. L. Bohn, D. Potter, P. Soldán and J. M. Hutson, *Phys. Rev. A*, 2006, **75**, 012704.
- 20 L. González-Sánchez, E. Bodo and F. Gianturco, *Phys. Rev. A*, 2006, **73**, 022703.
- 21 T. V. Tscherbil and R. V. Krems, *Phys. Rev. Lett.*, 2006, **97**, 083201.

- 
- 22 T. V. Tscherbul and R. V. Krems, *J. Chem. Phys.*, 2006, **125**, 194311.
  - 23 T. V. Tscherbul, *J. Chem. Phys.*, 2008, **128**, 244305.
  - 24 M. H. Alexander, *J. Chem. Phys.*, 1982, **76**, 5974.
  - 25 M. H. Alexander, *Chem. Phys.*, 1985, **92**, 337.
  - 26 J. M. Brown, K. Kaise, C. M. L. Kerr and D. J. Milton, *Mol. Phys.*, 1978, **36**, 553.
  - 27 J. M. Brown and A. J. Merer, *J. Mol. Spectrosc.*, 1979, **74**, 488.
  - 28 M. P. J. van der Loo and G. C. Groenenboom, *J. Chem. Phys.*, 2007, **126**, 114314.
  - 29 M. C. G. N. van Vroonhoven and G. C. Groenenboom, *J. Chem. Phys.*, 2002, **117**, 5240.
  - 30 E. Abrahamsson, T. V. Tscherbul and R. V. Krems, *J. Chem. Phys.*, 2007, **127**, 044302.
  - 31 R. N. Zare, *Angular Momentum*, Wiley, New York, 1988.
  - 32 E. P. Wigner, *Phys. Rev.*, 1948, **73**, 1002.
  - 33 A. Volpi and J. L. Bohn, *Phys. Rev. A*, 2002, **65**, 052712.
  - 34 W. C. Campbell, T. V. Tscherbul, H.-I. Lu, E. Tsikata, R. V. Krems and J. M. Doyle, *Phys. Rev. Lett.*, 2008, **102**, 013003.
  - 35 B. C. Sawyer, B. L. Lev, E. R. Hudson, B. K. Stuhl, M. Lara and J. L. Bohn, *Phys. Rev. Lett.*, 2007, **98**, 253002.
  - 36 B. R. Johnson, *J. Comp. Phys.*, 1973, **13**, 445.
  - 37 D. E. Manolopoulos, *J. Chem. Phys.*, 1986, **85**, 6425.