

# Session IX: 2:45 – 3:30 p.m. (concurrent)

---

## Synchronous Strategies for Interactive Live Virtual Class Sessions that Engage Students and Build Community



### DESCRIPTION

For new and experienced online instructors, or those who work with them, this session will give participants a chance to learn concrete activities and strategies that have been experience-tested during synchronous, live virtual class sessions. Participants will come away with something new for their virtual instruction toolkit.

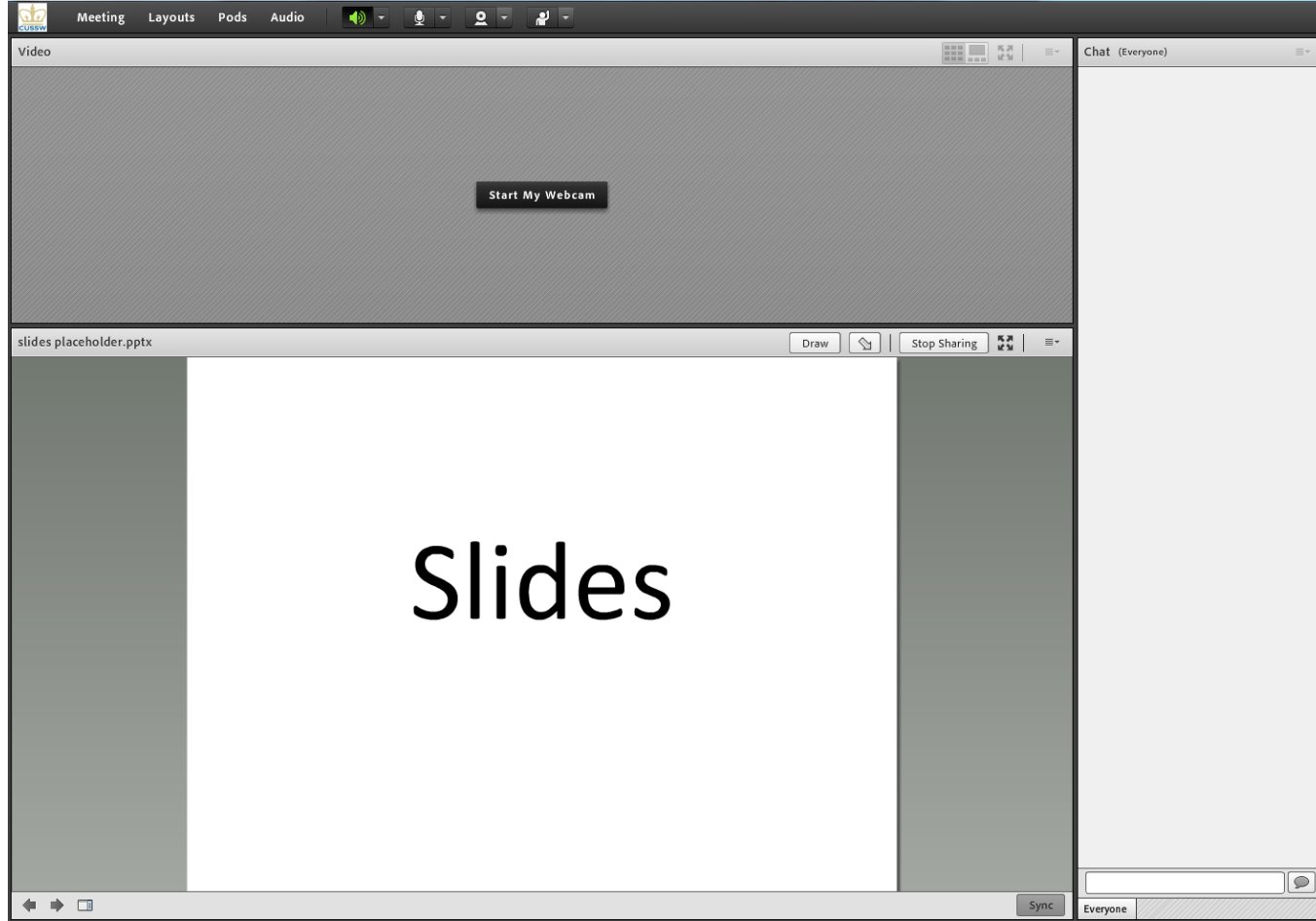
Throughout the presentation, participants will have the opportunity to share their own strategies, ask questions, and add to their toolkits of online institutional strategies. This will include the chance to experience innovative uses of chat and polling. The presentation will include a handout of strategies and concrete ideas to take home.

### PRESENTERS

**Matthea Marquart**  
**Samuel Rosenthal**  
Columbia University



# Layout: Opening



Screenshot of Adobe<sup>®</sup> Connect<sup>™</sup> interface produced by the presenters and reproduced with permission from Adobe Systems Incorporated

# Welcome!

*Thank you for choosing to spend your time with us - we will do our best to make this session valuable for you*

Synchronous Strategies for Interactive  
Live Virtual Class Sessions that Engage  
Students and Build Community

# Your Presenters



**Matthea Marquart**

Assoc. Director, Online Program, Columbia University School of Social Work



**Sam Rosenthal**

Webinar Specialist, Columbia University School of Professional Studies



**Chapter:** Instructional Strategies for Synchronous Components of Online Courses

*Creating Teacher Immediacy in Online Learning Environments*, Steven D'Agustino, Ed.

<http://www.igi-global.com/chapter/instructional-strategies-for-synchronous-components-of-online-courses/148897>

# What's in this for you?


- Presentation of philosophy and strategies from chapter & experience with hundreds of virtual class sessions
- Handout of concrete ideas & activities you can use to engage students and build community



- Practice uses of polling



- Practice uses of chat



- Share your strategies & ask questions

# How to Participate in this Session

We'd love to hear your thoughts and see your active engagement throughout this session via:

- Chat
- Polls

*Note: Because we didn't know how many attendees we'd have, we planned this session to be interactive without the use of participant webcam or mic. At the end, during Q&A, we welcome participant questions via mic.*

# Layout: Introductions

The screenshot displays the Adobe Connect interface with a top navigation bar containing 'Meeting', 'Layouts', 'Pods', and 'Audio'. The main area is divided into three sections: a video window on the left with a 'Start My Webcam' button, a central 'Slides' window showing a slide titled 'slides placeholder.pptx', and a 'Chat (Everyone)' window on the right. Below the video and slides windows are two poll windows. The left poll asks 'What brought you to this session today?' and the right poll asks 'How much experience do you have with live virtual classes?'. Both polls are currently closed for voting and show a list of options with progress bars and '0%' completion. A 'Broadcast Results' checkbox is checked at the bottom of each poll.

**Video**

Start My Webcam

**Slides**

slides placeholder.pptx Draw Stop Sharing Sync

**Chat (Everyone)**

**What brought you to this session today? (you can choose as many as ap...)**

View Votes Edit Reopen

This Poll is closed for voting. To allow participants to vote, click Reopen.

What brought you to this session today? (you can choose as many as apply)

<input type="checkbox"/> General curiosity	0%	(0)
<input type="checkbox"/> Someone forced me to attend but I will make the best of it even though I'm not that interested	0%	(0)
<input type="checkbox"/> I'm here to criticize, so please be terrible	0%	(0)
<input type="checkbox"/> I have a passion for live online instruction	0%	(0)
<input type="checkbox"/> I will be teaching my first online course soon and want some ideas of ways to engage students and build community	0%	(0)
<input type="checkbox"/> I have taught online before and am interested in comparing experiences with others	0%	(0)
<input type="checkbox"/> I came to share my ideas and experiences	0%	(0)
<input type="checkbox"/> I came to learn from other participants	0%	(0)
<input type="checkbox"/> Other (please tell us more in chat)	0%	(0)

Broadcast Results

**How much experience do you have with live virtual classes? (you can ...)**

View Votes Edit Reopen

This Poll is closed for voting. To allow participants to vote, click Reopen.

How much experience do you have with live virtual classes? (you can choose as many as apply)

<input type="checkbox"/> This conference is my first experience - I'm excited to be new at this!	0%	(0)
<input type="checkbox"/> I've attended webinars	0%	(0)
<input type="checkbox"/> I've hosted webinars	0%	(0)
<input type="checkbox"/> I've taken online courses that had live virtual classes as a student	0%	(0)
<input type="checkbox"/> I've TA-ed online courses that had live virtual classes	0%	(0)
<input type="checkbox"/> I've taught online courses that have live virtual classes for 1 year or less	0%	(0)
<input type="checkbox"/> I've taught online courses that have live virtual classes for 2-4 years	0%	(0)
<input type="checkbox"/> I've taught online courses that have live virtual classes for 5+ years - I've got a lot to share!	0%	(0)

Broadcast Results

Everyone

Screenshot of Adobe<sup>®</sup> Connect<sup>™</sup> interface produced by the presenters and reproduced with permission from Adobe Systems Incorporated

# Polls

- What brought you to this session today?

- How much experience do you have with live virtual classes?

What brought you to this session today? (you can ...

View Votes Edit End Poll

What brought you to this session today? (you can choose as many as apply)

<input type="checkbox"/>	General curiosity		0%	(0)
<input type="checkbox"/>	Someone forced me to attend but I will make the best of it even though I'm not that interested		0%	(0)
<input type="checkbox"/>	I'm here to criticize, so please be terrible		0%	(0)
<input type="checkbox"/>	I have a passion for live online instruction		0%	(0)
<input type="checkbox"/>	I will be teaching my first online course soon and want some ideas on ways to engage students and build community		0%	(0)
<input type="checkbox"/>	I have taught online before and am interested in comparing experiences with others		0%	(0)
<input type="checkbox"/>	I came to share my ideas and experiences		0%	(0)
<input type="checkbox"/>	I came to learn from other participants		0%	(0)
<input type="checkbox"/>	Other (please tell us more in chat)		0%	(0)

Click on as many as apply

How much experience do you have with live virtual ...

View Votes Edit End Poll

How much experience do you have with live virtual classes? (you can choose as many as apply)

<input type="checkbox"/>	This conference is my first experience - I'm excited to be new at this!		0%	(0)
<input type="checkbox"/>	I've attended webinars		0%	(0)
<input type="checkbox"/>	I've hosted webinars		0%	(0)
<input type="checkbox"/>	I've taken online courses that had live virtual classes as a student		0%	(0)
<input type="checkbox"/>	I've TA-ed online courses that had live virtual classes		0%	(0)
<input type="checkbox"/>	I've taught online courses that have live virtual classes for 1 year or less		0%	(0)
<input type="checkbox"/>	I've taught online courses that have live virtual classes for 2-4 years		0%	(0)
<input type="checkbox"/>	I've taught online courses that have live virtual classes for 5+ years - I've got a lot to share!		0%	(0)

Click on as many as apply

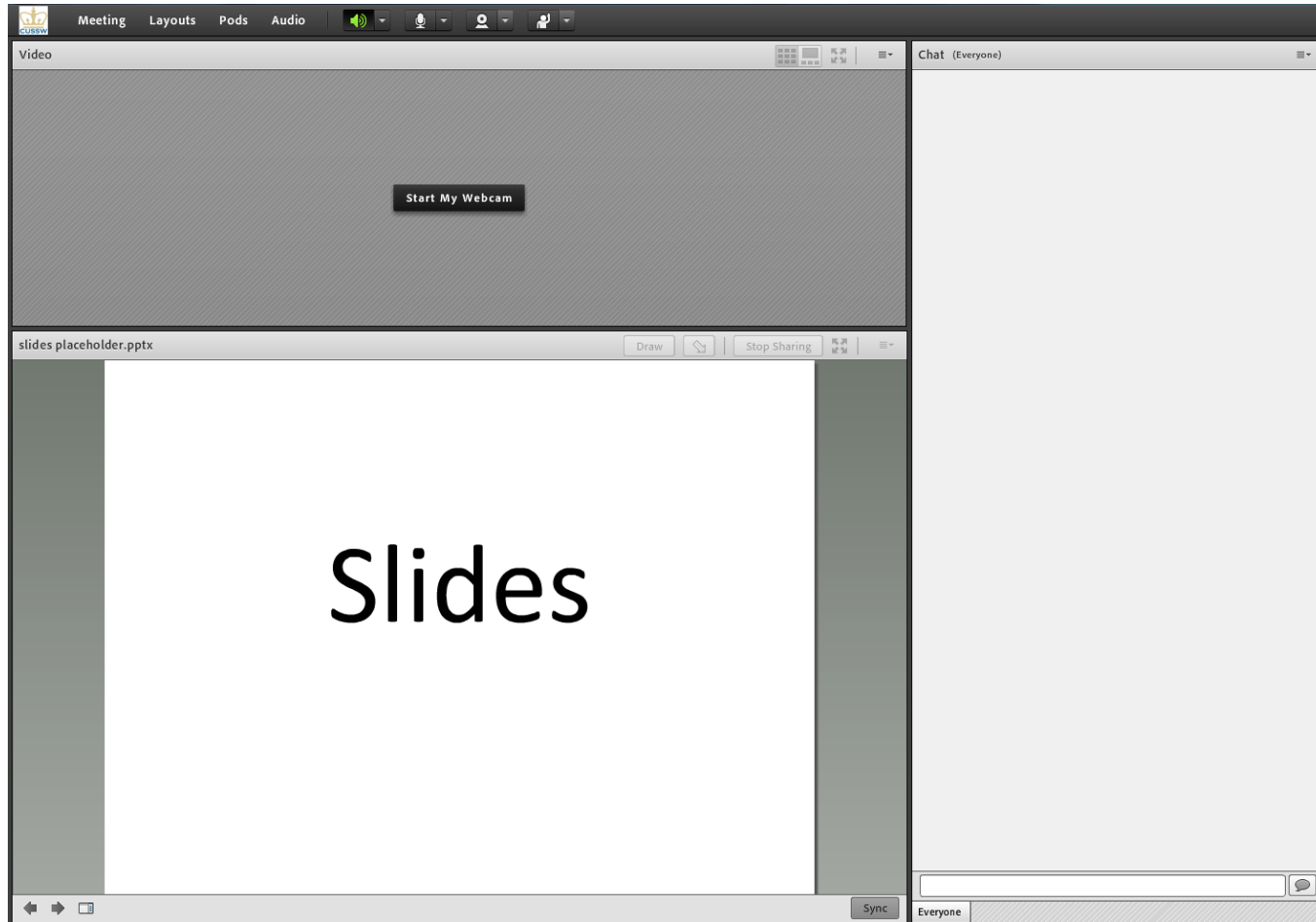


# Introductions - Type into Chat

Please share:

- Your city, school, and how you're feeling
- Something interesting you've learned at this conference so far

# Layout: Mini-Presentation



Screenshot of Adobe®  
Connect™ interface  
produced by the  
presenters and  
reproduced with  
permission from Adobe  
Systems Incorporated

# What Do We Strive For in Our Live Virtual Class Sessions?

- Foreground instructor immediacy
- High level of student-faculty and student-student interaction
- High level of class interactivity using different interface features
- Rule of thumb: ask students to do something every 3-5 minutes
- Offload technical concerns to support person

**How do we do this on the online platform?**

# Layout: Mini-Presentation with Poll

The screenshot displays the Adobe Connect interface during a meeting. At the top, there is a navigation bar with 'Meeting', 'Layouts', 'Pods', and 'Audio' options, along with icons for video, microphone, and participants. Below this, the main area is divided into three sections:

- Video:** A large grey area with a 'Start My Webcam' button.
- Slides:** A central area showing a slide titled 'slides placeholder.pptx' with the word 'Slides' in large black text. Above the slide are 'Draw' and 'Stop Sharing' buttons.
- Chat:** A vertical panel on the right side, currently empty.

At the bottom of the interface, there is a poll section:

- Everyone** (selected group)
- Have you used webcam and mic in a live virtual class?**
- Buttons: 'View Votes', 'Edit', 'Reopen'
- Message: 'This Poll is closed for voting. To allow participants to vote, click Reopen.'
- Options:
  - Yes, and it worked well (0%) (0)
  - Yes, and it caused problems (0%) (0)
  - No, but I want to try (0%) (0)
  - No, and I'm not interested (0%) (0)
  - No Vote
- Checkbox:  Broadcast Results

Screenshot of Adobe<sup>®</sup> Connect™ interface produced by the presenters and reproduced with permission from Adobe Systems Incorporated

# Webcam with mic

“Using webcams really builds my connection with the students....the connection builds week by week....By the end of the semester, I am as connected to my students as I am in a face-to-face classroom setting.”

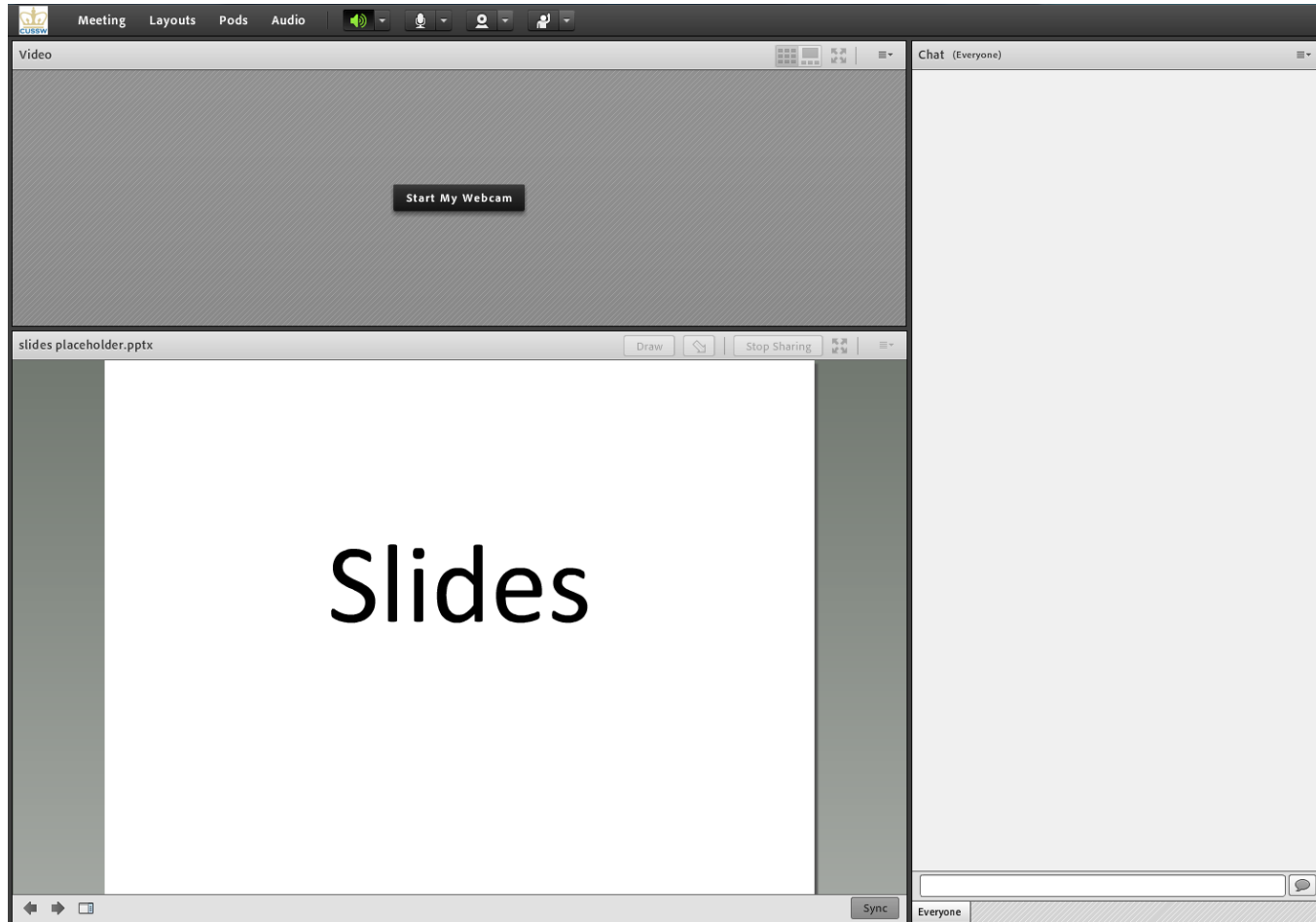
-- Prof John Robertson (p. 200)

“Incorporating webcams adds depth to the quality of student interaction....I ask students to use their webcams as a strategy for engaging each other in ways that would not be possible in a campus-based classroom”

-- Prof Amelia Ortega (p. 200)

*Have you used webcam and mic in a live virtual class? Please let us know in the poll.*

# Layout: Mini-Presentation



Screenshot of Adobe®  
Connect™ interface  
produced by the  
presenters and  
reproduced with  
permission from Adobe  
Systems Incorporated

# Typed chat

“Chat is one of the richest parts of being in a virtual class session together, in real time....The chat turns the class sessions into a dialogue.”

-- Prof Katrina Pugh (p. 202)

“It gives all students an equal chance to participate. It is especially important for the involvement of usually shy and non-participating students. This group often involves international students.”

-- Prof Mashura Akilova (p. 202)

*What do you think of the chat feature? Please let us know in the chat.*

# Formal and informal polling

“An effective poll engages the students, makes students active participants (and keeps them alert), and makes students feel like their opinions count....Polls can also gather helpful anonymous feedback and allow students to gauge their opinions versus those of their peers.”

-- Prof Basil Rabinowitz (p. 203)

“I’m a huge fan of official polls as well as the ‘informal’ polls with hand raising, emoticons, etc. They’re easy check-ins to ensure I’m audible or to inquire if students have personally experienced what I am discussing in the moment.”

-- Prof Lauri Harrison (p. 204)

*Have you used polls in your classes? If yes, how did it go? Please let us know in the chat.*



# Other platform features

## Note pods

“The switch from lecturing off of a prepared slide to creating an example via a live note pod creates a sense of immediacy in the student.”

-- Prof Rebecca Shaffer (p. 205)

## Drawing tools

“The use of drawing tools....allows online faculty to add an unexpected level of spontaneity and a human touch to their lectures or presentations.”

-- Prof Mario A. González-Corzo (p. 205)

## Breakout groups

“They increase student engagement and team building, contribute to a sense of intimacy within the course, and allow me to monitor student discussion and help guide students toward the goal.”

-- Prof Karl Rutter (p. 205)

*What other features do you like to use? Please let us know in the chat.*

# For Adobe Connect: The Randomizer

Free download here:

<http://www.adobe.com/products/adobeconnect/apps/randomizer.html>

## Randomizer

Use this extension to randomly select an Adobe Connect meeting participant for a prize or other special distinction. Randomizer is a great way to manage giveaways during your webinars.



### Features:

- Generate excitement in your marketing seminars by selecting participants for random prize giveaways
- Hide winner's last name if you want to preserve privacy

---

**Languages:** English

**License:** Freeware

**Price:** Free

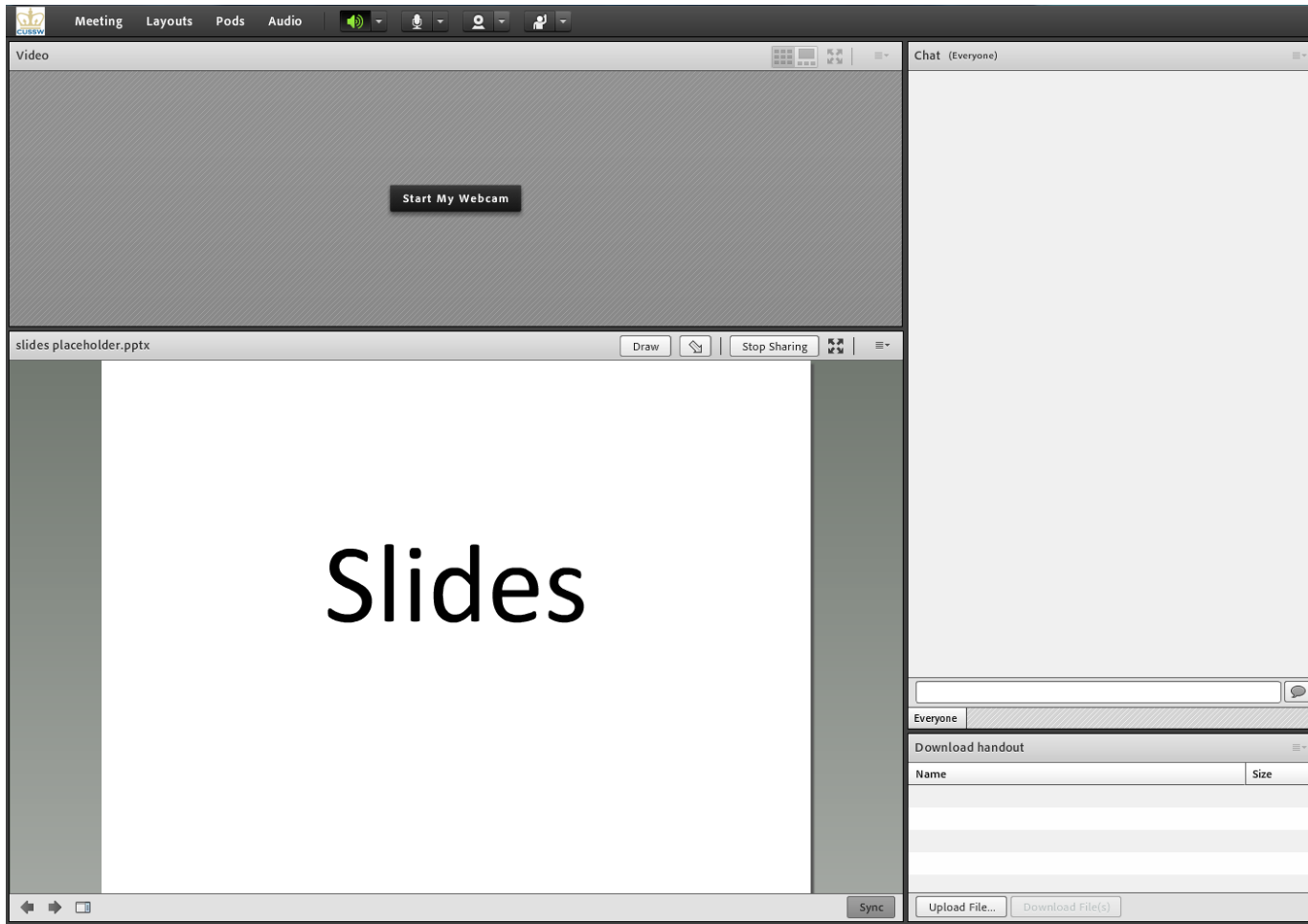
**Author:** Alistair Lee

**Compatible with:** Adobe Connect 8


# Managing the Online Environment

- Set expectations about appropriate behavior at the beginning of the semester
  - This includes appropriate use of chat and breakout room time
- Consider having students sign a “technology contract”
  - This helps to underline the importance of students’ being prepared
- Establish standards about frequency of webcam and microphone use
- Determine the division of labor between the instructor, TA, and support person ahead of semester start

# Layout: Mini-Presentation with Handout



1. Click on file name
2. Click "Download File"



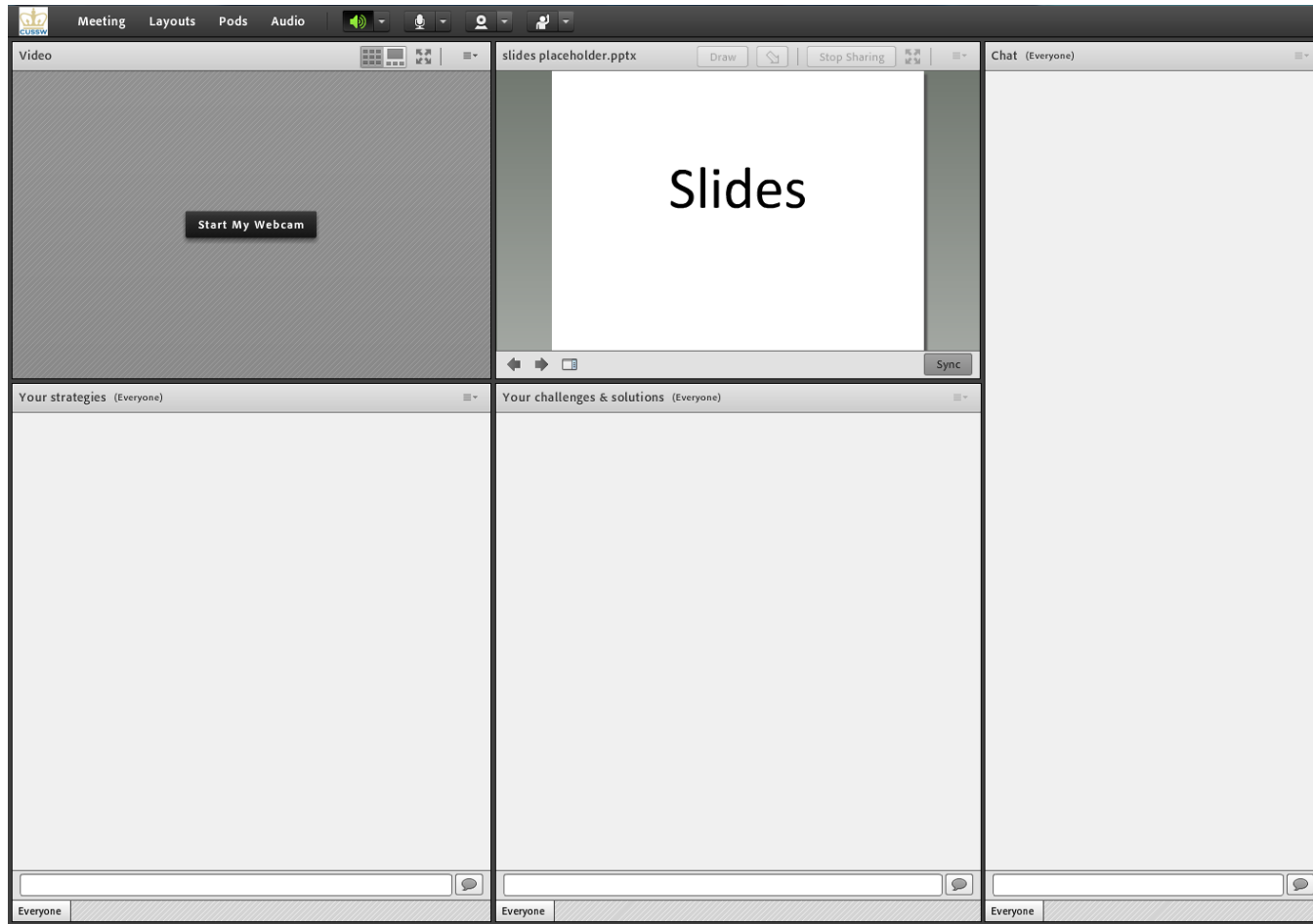
Screenshot of Adobe® Connect™ interface produced by the presenters and reproduced with permission from Adobe Systems Incorporated

# Handout

- Table 1. Common challenges to online instruction and recommendations (p. 197)
- Table 2. Uses of interactive tools to promote instructor immediacy (p. 201)
- Table 3. Checklist for self-assessment of instructional behaviors promoting instructor immediacy in synchronous class sessions (p. 207)

*Does the handout bring up any questions for you? Please let us know in the chat.*

# Layout: Sharing Your Strategies & Issues/Concerns



Screenshot of Adobe®  
Connect™ interface  
produced by the  
presenters and  
reproduced with  
permission from Adobe  
Systems Incorporated

# Your turn

There are two new chat pods here -- please share within the appropriate chat pod, and please respond to each other

- Chat 1: Your favorite strategies for interactive live virtual class sessions
- Chat 2: Your biggest challenges (and solutions)

# How does interaction ⇒ Community & Student Engagement?

Why does all this use of technology matter?

- Helps create a positive learning environment in which students feel valued, which can help motivate students to make an effort and learn
- Helps students activate prior knowledge, make connections between what they know and what they're learning, apply what they're learning, reflect

*Do you agree? Please let us know in the chat.*



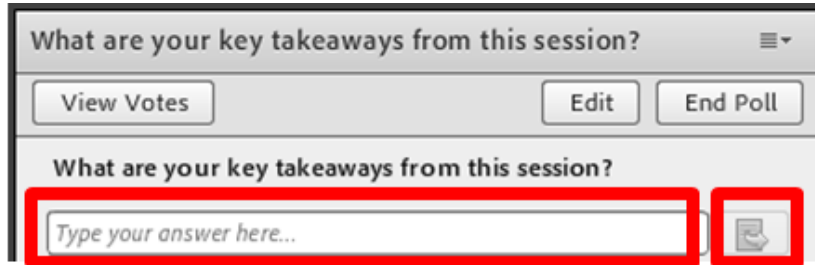
# Layout: Wrap-up

The screenshot displays the Adobe Connect interface during a meeting. At the top, a navigation bar includes 'Meeting', 'Layouts', 'Pods', and 'Audio'. Below this, the main area is divided into three sections: a video window on the left with a 'Start My Webcam' button, a central slide window titled 'slides placeholder.pptx' showing a slide with the word 'Slides', and a chat window on the right labeled 'Chat (Everyone)'. Below the video and slide windows, a poll is active with the question 'What are your key takeaways from this session?'. The poll is currently closed, as indicated by a yellow banner stating 'This Poll is closed for voting. To allow participants to vote, click Reopen.' Below the question is a text input field with the placeholder 'Type your answer here...' and a 'Broadcast Results' checkbox. The poll results section shows 'Answers (0)'. At the bottom of the interface, there is a status bar with 'Everyone' and a chat icon.

Screenshot of Adobe<sup>®</sup> Connect<sup>™</sup> interface produced by the presenters and reproduced with permission from Adobe Systems Incorporated

# Poll

- What are your key takeaways from this session?



The screenshot shows a poll interface with the following elements:

- Question: "What are your key takeaways from this session?"
- Buttons: "View Votes", "Edit", and "End Poll".
- Input field: A text box with the placeholder text "Type your answer here...".
- Submit button: A button with a right-pointing arrow icon.

Red boxes highlight the text input field and the submit button.

1. Type

2. Click

# Q&A

If want a copy of the slides or would like to  
contact us:

Matthea Marquart: Twitter @MattheaMarquart  
or Email [msm2002@columbia.edu](mailto:msm2002@columbia.edu)

Sam Rosenthal: [sar2131@columbia.edu](mailto:sar2131@columbia.edu)



# Thank you

- ***Our fantastic session participants!***

- Peter Eggebraaten
- Misti Kill
- Michael Fleming
- Melanie Hibbert
- John Robertson
- Amelia Ortega
- Katrina Pugh
- Mashura Akilova
- Basil Rabinowitz
- Lauri Harrison
- Rebecca Shaffer
- Mario A. González-Corzo
- Karl Rutter
- Columbia Southern University
- 2016 Education Beyond Tomorrow Virtual Conference
- Columbia University School of Professional Studies
- Columbia University School of Social Work