

A Large-Scale, Longitudinal Study of Player Achievements in World of Warcraft

Jonathan Bell, Swapneel Sheth, Gail Kaiser
 Department of Computer Science, Columbia University, New York, NY 10027
 {jbell, swapneel, kaiser}@cs.columbia.edu

ABSTRACT

We present a survey of usage of the popular Massively Multiplayer Online Role Playing Game, World of Warcraft. By mining publicly available data, we collected a dataset consisting of the player history for approximately six million characters, with partial data for another six million characters. This paper focuses on player achievement data in particular, exposing trends in play from this highly successful game. From this data, we present several findings on players' play styles. We correlate achievements with motivations based upon a previously-defined motivation model, and then classify players based on the categories of achievements that they pursued. Experiments show players who fall within each of these buckets can play differently, and that as players progress through game content, their play style evolves as well.

Categories and Subject Descriptors

H.1.2 [Information Systems]: User/Machine Systems—*Software Psychology*; H.5.1 [Information Interfaces and Presentation]: Multimedia Information Systems—*Artificial, augmented, and virtual realities*; H.2.8 [Information Systems]: Database Applications—*Data mining*

General Terms

Human Factors, Measurement

Keywords

player models, video game, world of warcraft, data mining

1. INTRODUCTION

It is vital to study how games succeed and fail in order to improve future titles. By studying player's behavior, we can understand users' tendencies towards different sorts of game content at a macro level. To this end, work has been done to study players of these games both qualitatively [7, 17, 19, 20] and quantitatively [9, 12]. Qualitative

studies typically involve conducting user studies, collecting information through online surveys. Quantitative studies, on the other hand, are typically based on more longitudinal data, typically game *metrics* recorded by game studios or researchers. In either case, the information gathered can be used in many ways within game development, allowing developers to customize users' interactions with the game. For instance, work has been done to identify player's motivations for playing [20], and to correlate those motivations with player retention [7], allowing developers to use this data to improve user retention.

We recognize that the quantitative study of games is a developing field, with many data sources that have not been fully exploited, and that there are still questions unasked. We seek to combine findings from existing qualitative game studies with quantitative gameplay data in order to better understand how people play games. We propose to investigate the following three research questions, in the context of the popular Massively Multiplayer Online Role Playing Game (MMORPG), World of Warcraft (WoW) [5]:

1. Can we cluster characters based on the type of goals (e.g., what sort of motivations could exist for that goal) that they complete in game?
2. Do characters' play type evolve as they level?
3. Do characters with different play types play through the game content at different rates?

To begin to answer these questions we performed a large-scale data crawl of Blizzard's WoW Armory [5], building and improving on prior techniques to massively increase our data sample from hundreds of thousands of characters [12] to tens of millions. The WoW Armory contains a complete listing of player data for all currently active players. While previous work [9, 12] has made use of data from The Armory (described further in Section 2), we do not believe that prior researchers have fully investigated the available data.

Among other records, the Armory includes details of players' *achievements* — records of in-game accomplishments. Achievements can be simple, for example, "Stable Keeper," which is awarded upon obtaining ten riding mounts (which are easily purchased in-game). Other achievements can be incredibly complex, for example, "A Tribute to Immortality," which requires players to form a group with 24 others, and then survive five "heroic" (very difficult) encounters without allowing any member of the group to die. We gathered complete data for over six million characters (including their achievement records) as well as partial data for another six million characters and analyzed it. These 12 million charac-

Permission to make digital or hard copies of all or part of this work for personal or classroom use is granted without fee provided that copies are not made or distributed for profit or commercial advantage and that copies bear this notice and the full citation on the first page. To copy otherwise, to republish, to post on servers or to redistribute to lists, requires prior specific permission and/or a fee.

Copyright 20XX ACM X-XXXXX-XX-X/XX/XX ...\$10.00.

ters were sampled across 578 different servers in the Americas, Europe, and Asia.

The remainder of this paper is structured as follows: We describe the related work in the next section. Section 3 describes in detail our approach to retrieving character usage data from Blizzard. Section 4 presents the findings from our study, and Section 5 concludes our paper with a discussion of our results.

2. RELATED WORK

Games such as World of Warcraft provide a rich set of user data, which has been the focus of many interesting experiments and games research. We describe some of the recent related papers next.

Hullett *et al.* [10] analyzed data from *Project Gotham Racing 4*, an XBOX 360 car racing game. They used data from thousands of users to provide feedback regarding the most popular cars, game modes, and event types to the game development team. The game development team would presumably use this data to make the next version of the game better and more appealing to their users.

Lewis and Wardrip-Fruin [12], one of the first papers that attempted a large scale survey of WoW using publicly available data, used a web crawler and screen scraper to collect information on 136,047 characters. They used the collected data to analyze game characteristics such as classifying players based on what items they were holding, time it takes to reach a certain level based on player class, and number of deaths based on player class. They showed that game data that was previously only available to internal developers at the game companies was now available publicly to the world. Moreover, they presented a tool to easily collect the data, to allow researchers to gain insight into these games and lead to interesting qualitative studies.

Harrison and Roberts [9] used the above-mentioned WoW crawler to create player models to predict a player’s behavior in a game, over a sample of approximately 15,000 players. They validated that their predictions were accurate by using cross-validation and measuring precision and recall for their models. They showed that their model is statistically significantly better than a baseline algorithm. Ashton and Verbrugge [1] create a monitoring plugin for WoW to measure the level of difficulty of game play.

The papers mentioned so far have relied upon a quantitative, “data-driven” approach for research. On the other hand, there have been many papers by Yee and colleagues (*e.g.*, [7, 17, 19, 20]) that have primarily used user studies and online surveys to explore different aspects of WoW such as player motivations, personality, and demographics. These surveys typically involve several thousand respondents, found through online message boards. For example, Debeauvais *et al.* [7] used online user surveys to analyze player commitment and retention in WoW. 2,865 WoW players completed the survey and Debeauvais *et al.* used the answers to analyze topics such as number of hours played per week, number of years the respondents had been playing WoW, and the ratio of respondents who stopped playing the game and returned to it at a later point. In a “data-driven” paper, they performed a census of approximately 220,000 characters and collected additional data using automated bots [8]. This is the largest dataset of characters used in any paper so far. This data was used to address such game metrics as playing time by character level, in-game demographics (such as

character races, classes, and genders), and character abandonment rate by class.

T.L. Taylor has several relevant works as well. In [15], Taylor explores the notions of how language, age, nationality, etc. affect game play and game culture. In [11], Jakobsen and Taylor explore the role of social networks and online communities in Everquest [13] (another MMORPG). Taylor has also written a book [14] that explores multiplayer culture and ethnography in Everquest.

While our work on WoW is inspired by these papers mentioned above, our work differs in many aspects. First, as we use the WoW API, we were able to gather data for about 12 million characters. This is at least one to two orders of magnitude more than any of the papers mentioned so far. Thus, we believe, that our work is more easily generalizable and limits selection and sampling bias. Second, we require no extra effort on behalf of the players of WoW or participant recruitment for our study. We use the publicly available data provided by Blizzard and their WoW API for all our findings. This makes our study very easily replicable and extendable, which would be hard to do with some of the other work mentioned here.

Third, we also address the lack of many large scale longitudinal studies for MMORPGs. WoW was released in November 2004; our data dates back to December 2006 (note that while achievements didn’t exist this long ago, there were many that were granted after-the-fact when the achievement system was created). We thus have user data for the last five years (out of seven that the game has been in existence). This helps us to answer our research questions by looking at five years of data, rather than over a few months (or less) as reported by most of the other work. Finally, our research questions (described in Sections 1 and 4) are different from those already explored by the research community so far.

3. METHODOLOGY

To build our experiments, we gathered data for approximately 12 million characters over a 16 day timespan, with data dating back as far as December 2006. While we are unable to determine the oldest character collected (due to the limitation that achievements didn’t begin until 2008), we have identified that our dataset includes characters who began playing before December 2006 — before Patch 2.0.1 was released (this patch made it impossible from that point on to earn a set of titles — and we have players who have those titles, who must have earned them before this patch).

For half (approximately 6 million) of the characters, we collected only basic biographical information (class, in-game gender, in-game race, and level). For the remaining half (also approximately 6 million characters), we captured as much information as was feasible to store, which included: achievements, professions, quests, raids, reputation, titles, mounts, and pets in addition to the same basic biographical information. For achievements we captured the date and time that the character completed the achievement. For raids we captured the number of times that the character successfully completed each raid and each raid boss, broken down by difficulty level. For professions we captured only the chosen professions and levels.

After collecting the data, we categorized each achievement by associating it with a “motivation” — social, immersion, and achievement — using the terms described by

Yee [20]. Finally, we ran a clustering algorithm over the coded achievement-player data.

3.1 Data Acquisition

As previous work [9,12] has found, Blizzard’s World of Warcraft “Armory” [5] provides an excellent resource for data. The Armory provides a complete listing of character data, including what items the character has equipped, what achievements they have completed, what quests they have completed, which companions and mounts they have obtained, their professions, and their reputation. In the summer of 2011, Blizzard released a RESTful web service [6], creating a new and more efficient means to access Armory data that was unavailable to previous work [9,12].

The web service allows developers to query for information on a specific character, or to list the characters in a guild. It does not allow developers to list available guilds or all characters on a server. The service also is restricted to 3,000 requests per day per IP address. Therefore, we created an optimized three-phase character retrieval system. In the first phase, we discover names of possible guilds. In the second phase, we discover the names of members of those guilds (we discuss the validity of including only characters in guilds in Section 5). Finally, we query the Blizzard web service to obtain complete information for each discovered character.

3.1.1 Guild Discovery

To discover the names of guilds, we turned to the website WarcraftRealms.com [16]. WarcraftRealms.com provides an interface to a repository of basic census information — we found no other comparably large data set available. WarcraftRealms.com collects the names and guilds of all characters “seen” in game by users of an in-game UI modification. We retrieved the list of 126,317 guilds discovered by the WarcraftRealms.com census, and used that as a seed for discovering characters in the next step. These guilds were distributed across 578 servers — with 64,423 of the guilds on European servers, 55,403 on American servers, and 6,491 on Asian servers.

3.1.2 Character Discovery

With guild names in hand, Blizzard’s API provides a simple means to discover character names. By providing the API with a guild and server name, we can easily retrieve a JSON formatted list of characters in that guild. Along with each character’s name, we also were able to retrieve their level, class, and in-game race and gender. For example, to retrieve the list of all characters in the guild “Foundation” on server “Lightnings Blade,” we need only make one request, to <http://us.battle.net/api/wow/guild/lightnings-blade/Foundation?fields=members>. This list includes all characters in the guild — including inactive members. In WoW, players who cancel their subscription become listed as “inactive” after 2 weeks, at which point their detailed information is archived and removed from all publicly accessible interfaces, but remain listed in their guild (unless they are specifically removed from it).

From this process, we discovered approximately 12 million characters. These characters are roughly evenly distributed across all of the World of Warcraft servers.

3.1.3 Character Retrieval

After retrieving a list of characters, we moved on to the

final phase of our crawling process: character retrieval. The Blizzard API for characters provides developers with access to all dimensions about a character in a single request. For example, this sample request retrieves the basic profile for the character “Wizlock” on the server “Borean Tundra,” along with data for achievements, quests, professions, raid progress, companions, mounts, titles, and reputation: <http://us.battle.net/api/wow/character/Borean%20Tundra/Wizlock?fields=achievements,quests,professions,progression,companions,mounts,titles,reputation>.

Due to the request limit, we retrieved all data that we considered to be remotely relevant, so as to avoid the need to make more requests in the future. The only data provided that we did not access was: the list of items equipped by the character, the list of talents learned by the character, and PvP team membership.

We parallelized this process across approximately 60 machines, with each machine retrieving 30 characters at a time, then updating the database, retrieving another 30, and so on. We used this chunking strategy to decrease update-lock contention on the database server. We used a “depth-first” retrieval of characters. That is, we retrieved all characters that we could for a particular server before moving on to the next one. This was done quite intentionally to be sure that we had as many complete server datasets as we could (we anticipated being unable to complete our entire in-depth crawl, see section 3.1.5).

We ran this process from September 29th, 2011 through October 14, 2011, during which time we visited 8,878,429 different characters. Of these, 2,112,940 appeared to be inactive characters, and 6,765,489 were active. For the approximately four million characters that we did not visit and the two million who we visited and found inactive, we still had basic data (level, class, and in-game gender and race) — leaving us with approximately 6 million characters that had complete information, and 6 million with only partial.

We anticipate that with 8-10 more days we could have completed exploring all characters that we had discovered, but stopped our crawl at Blizzard’s request.

3.1.4 Metadata Retrieval

Data returned from the character API is relatively compact: it contains references to achievement IDs and quest IDs but lacks metadata about these quests and achievements. Achievement information was retrieved from an undocumented feed in the Blizzard API, at <http://us.battle.net/api/wow/data/character/achievements>. Quest information was retrieved from the locale files included in the installation of WoW. We used a tool called MPQEditor [21] to unpack the data archives included in WoW.

3.1.5 Crawler Design and Scalability

We created a distributed system, running in the background on a lab of 60 machines, with each slave controlled by a central master. The master node contained a MySQL server which stored all “to-do” characters to retrieve, and all resulting character information.

We found that while the published limit was 3,000 requests per day, some nodes were able to achieve over 12,000 requests per day. Further investigation showed that the actual limit of requests per day was determined by system load - hosts making over 3,000 requests per day were allowed to continue if load was low on the server. Nonetheless, each

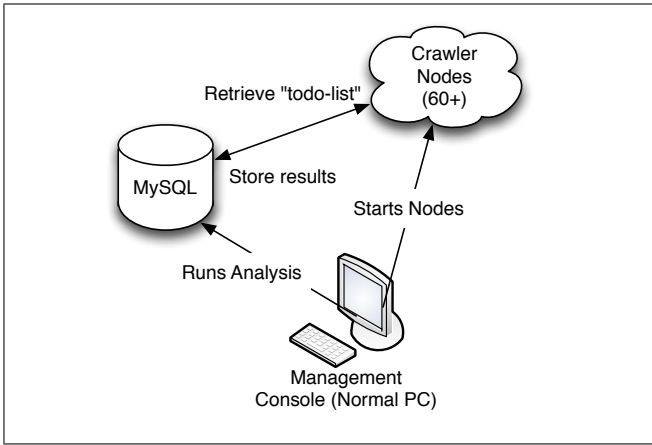


Figure 1: Crawler Design

host was designed to completely stop making any requests for 24 hours upon receiving a single message from the server that it was at its limit, so as to not put a burden on Blizzard’s servers. Each request was also signed with the first author of this paper’s name and email address as the user agent HTTP header, to facilitate communication should an issue arise.

By focusing the time that the process ran to late at night, we were able to increase the number of requests before being throttled to approximately 8,500 complete characters per host per day. At peak grid performance, we captured 1,171,516 characters in a single day, with each node taking approximately 1.5 seconds to process each character. After two weeks of retrieving characters at an average of 554,901 characters per day, we were asked by Blizzard to scale down our crawl to fewer nodes, but stopped outright, satisfied with the total number of characters for which we now had data.

3.2 Data Cleaning

We had to manually remove data from some of our analyses in several cases where it was clearly incorrect. This arose when an achievement was retroactively awarded, as it was timestamped to the first time that the character was logged in after it was awarded. This misinformation would distort our temporal analyses (although not our overall analyses), so we censored the following data from our time-scale analyses:

1. Achievements awarded before January 2009: Achievements were not introduced until mid October, 2008 [3], so in the three months following this rollout we ignore all achievement timestamps, suspecting that in any of these cases the user may have just logged in, and received an achievement retroactively.
2. Upon the release of the “Cataclysm” system patch in November, 2010 [4], the world map was revamped. This led to many characters simultaneously receiving achievements for “exploring” entire areas which they hadn’t already fully explored. Similarly, a new achievement was created called “Surveying the Damage,” awarded upon visiting the areas of the map that had been changed in the world revamp. However, we found that many characters received this achievement simultaneously: our suspicion is that characters were awarded this achievement immediately if they

had *already* visited the changed areas (before they had changed).

In both of these cases, we continued to use these achievements when investigating characters’ overall activities, but ignored them when tracking characters’ progress over time.

3.2.1 Data Profile

As a sanity check, we compared the general statistics of our sampled characters with those from the website WarcraftRealms.com [16]. While our dataset was seeded from their list of guilds, our dataset contains both significantly more characters — we gathered (at least) partial data for over 12 million characters compared with their 3 million — and significantly more data — our data set includes complete information on achievement and quest completion, while theirs does not. We compared statistics on character class and character race from our sample to theirs, and were pleasantly surprised to see very similar (nearly identical) figures, which we believe validates our sampling method. We considered comparing these results against other academic publications, such as [8], however, these data sets pre-date the most recent expansions to the game, and therefore do not reflect the same environment. Note that WarcraftRealms.com does not have statistics for the races Goblin, Blood Elf, Draenei, and Worgen displayed, so we omitted those races from our comparison, and percentages in that table will not add to 100. We believe that our approach to using a seed guild list from a third party (WarcraftRealms.com) combined with authoritative guild membership and character information (from Blizzard) provides the most representative sampling given available resources. Table 1 presents a comparison of class distribution, while Table 2 presents the comparison of race distributions.

3.3 Data Analysis

Key to our analysis was a coding of achievements into the categories identified by Yee — social, achievement, and immersion [20]. Using the subcomponents of each category, we labeled each achievement as being in at least one of those categories using our domain-knowledge of World of Warcraft. For example: all “raid” achievements (a raid is a difficult set of encounters with bosses and their minions, typically requiring either 10, 25 or 40 players to work together to achieve) were categorized as “social.” Achieve-

| Class | Our Sample | | Previous Results [16] | |
|--------------|------------|---------|-----------------------|---------|
| | Size | Percent | Size | Percent |
| Warrior | 1,241,040 | 10% | 341,966 | 10% |
| Paladin | 1,465,169 | 12% | 444,556 | 13% |
| Hunter | 1,409,296 | 11% | 410,360 | 12% |
| Rogue | 1,095,414 | 9% | 273,573 | 8% |
| Priest | 1,243,601 | 10% | 341,966 | 10% |
| Death Knight | 1,304,117 | 10% | 341,966 | 10% |
| Shaman | 1,105,101 | 9% | 273,573 | 8% |
| Mage | 1,331,620 | 11% | 376,163 | 11% |
| Warlock | 990,729 | 8% | 205,180 | 6% |
| Druid | 1,446,516 | 11% | 410,360 | 12% |

Table 1: Character class distributions

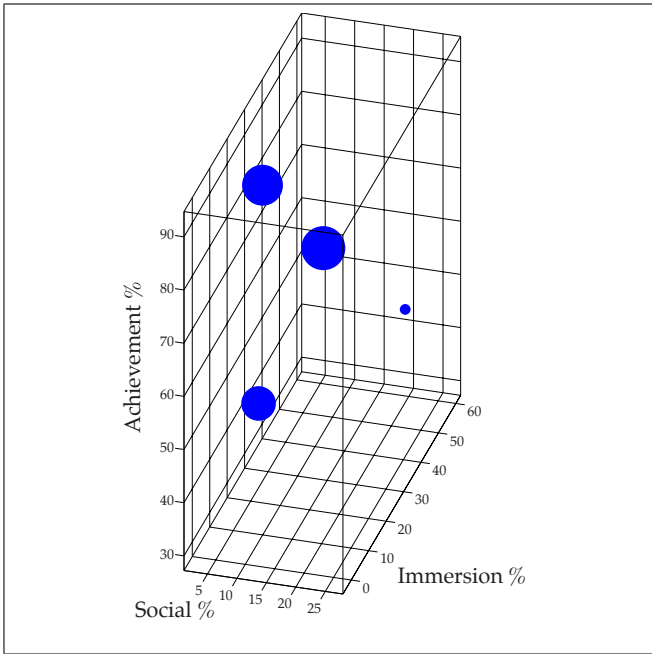


Figure 2: Characters clustered by the percentage of their achievements that were social, immersion, and achievement oriented.

ments that were based on competition or character advancement in-game were categorized as “achievement.” For instance, achievements of the variety “Level 10” (granted for reaching that level, similar achievements exist for each 10 levels from 20-80 and 85) or “1500 Quests Completed” (again, similar achievements exist at different progressions) were categorized as “achievement.” Achievements where characters were completing tasks related to lore or discovery in game were categorized as “immersion,” and included (among others) “holiday” achievements that were related to in-game holidays. We have included a complete listing of the achievement codings in Section 10.

4. RESULTS

4.1 Character Motivation Clusters

Our first research question was to validate our technique of clustering characters by the motivations that we tagged achievements. To answer this question, we performed a Scalable EM clustering using Microsoft’s SQLServer Analysis

| Race | Our Sample | | Previous Results [16] | |
|-----------|------------|---------|-----------------------|---------|
| | Size | Percent | Size | Percent |
| Human | 2,188,208 | 18% | 581,342.88 | 17% |
| Orc | 942,570 | 8% | 205,179.84 | 6% |
| Night Elf | 1,592,896 | 13% | 410,359.68 | 12% |
| Undead | 1,094,839 | 9% | 205,179.84 | 6% |
| Gnome | 737,307 | 6% | 170,983.20 | 5% |
| Troll | 913,159 | 7% | 205,179.84 | 6% |
| Tauren | 1,074,708 | 9% | 273,573.12 | 8% |

Table 2: Character race distributions

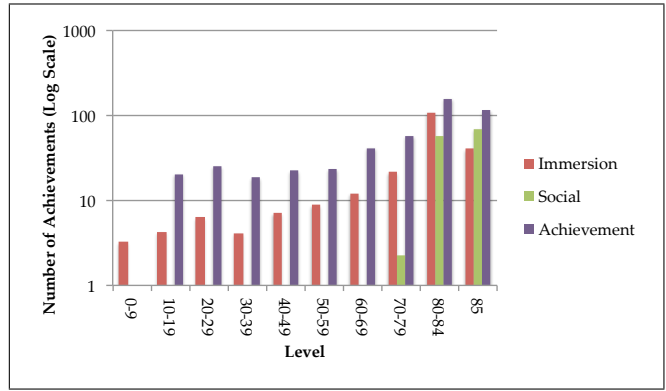


Figure 3: Achievement motivation by level

Services 2008. Figure 2 shows a graphical view of the clustered characters. In this figure, the x-axis presents that percentage of a character’s achievements that were socially-oriented, the y-axis presents the percentage of a character’s achievements that were immersion-oriented, and the z-axis presents the percentage of a character’s achievements that were socially-oriented. Larger circles represent larger clusters. The results are also presented for analysis in Table 3 as average values for each cluster with standard deviations. Note that because many achievements were categorized in multiple buckets (e.g., both social and achievement), the total percentages in each column may not sum to 100.

4.2 Character Motivations by Level

We also investigated character motivations over time, to see if characters received different sorts of achievements at different levels. We sampled all characters for whom we had a complete set of data — characters who started playing after December 2008 (the introduction of achievements) and are currently level 85 (the maximum level). Table 4 presents the average number of achievements (plus or minus the standard error) completed by characters broken down by category and by level. Figure 3 shows the same data in a graphical form, on a log scale. Note that there are two interesting trends here: (1) characters receive far more achievements later in the game than they do earlier (perhaps by design, perhaps not), and (2) social achievements don’t really come into play until level 70. We believe that this is indicative that characters don’t typically perform large group tasks until they achieve the maximum level — which was first 60, then 70, then 80, and most recently 85 (note that as Table 4 shows, characters *do* on occasion get some social achievements early in the game, but the average number received is less than 1). This may also be due to the structure

| | A | B | C | D |
|-------------|-----------|-----------|-----------|---------|
| Population | 1,652,063 | 1,429,169 | 1,022,530 | 974,554 |
| Social | 12% ± 6 | 7% ± 8 | 1% ± 3 | 28% ± 6 |
| Immersion | 38% ± 6 | 20% ± 7 | 38% ± 29 | 31% ± 5 |
| Achievement | 66% ± 4 | 87% ± 6 | 35% ± 24 | 61% ± 4 |

Table 3: Characters clustered by the percentage of their quests that were social, immersion, and achievement oriented. The standard deviation is also shown

of the game: large group play (“raids”) are not available until level 60. Within our sampled characters, some of them were playing when level 70 was the maximum level reachable, and most were playing when 80 was the maximum attainable level.

4.3 Time to Level

We investigated the time that each character took to reach new levels.

Since October 2008, Blizzard has captured when each character achieves a new “major” level (10, 20, 30, 40, 50, 60, 70, 80, and 85). As with all achievements, these are timestamped, allowing us to infer how much time passes between when a character reaches each of these milestones. We define the time to level between each milestone l_i as $l_i.date - l_{i-1}.date$. Note that the achievements are timestamped with “real-world” timestamps, and are not necessarily related to play time. Therefore, our definition of time to level includes time spent *not playing the game*, and captures the time between levels spent outside of the game, and captures not just how much play-time it takes to level a character, but how often a user plays.

We handle the following cases specially: (1) If a character reached level i at the time when i was the maximum, we calculate their time to reach level $i + 10$ as the difference between when they reached level $i + 10$ and when level $i + 10$ was available, rather than when the character reached i (this was the case for levels 60, 70, and 80, which all at one point were the maximum level attainable in the game). (2) If a character is recorded as reaching level i before December 2008, we ignore that data point, as it is “bogus.” For characters active before December 2008, Blizzard retroactively granted all appropriate level achievements simultaneously, in November 2008.

4.3.1 By Character Classification

We classified each character as either achievement, social, or immersion oriented based on the overall percentage of their achievements that fell into each category — placing the character into whichever bucket the majority of their achievements were in. Table 5 presents these results (with standard error and population size), while Figure 4 presents them graphically. There are two interesting findings here: (1) using this classification technique, the majority of characters were categorized as “achievement driven,” and (2) characters who focused on immersive achievements took far longer to reach level 85. We attribute the first finding to the

| Level | Immersion | Social | Achievement |
|-------|----------------|---------------|----------------|
| 0-9 | 3.23 ± 0.87 | 0.47 ± 0.87 | 0.86 ± 0.87 |
| 10-19 | 4.26 ± 0.77 | 0.83 ± 0.77 | 20.47 ± 0.77 |
| 20-29 | 6.28 ± 1.85 | 0.24 ± 1.85 | 25.26 ± 1.85 |
| 30-39 | 4.15 ± 0.67 | 0.24 ± 0.67 | 18.51 ± 0.67 |
| 40-49 | 7.12 ± 1.29 | 0.23 ± 1.29 | 22.27 ± 1.29 |
| 50-59 | 8.83 ± 1.91 | 0.47 ± 1.91 | 23.31 ± 1.91 |
| 60-69 | 12.09 ± 1.68 | 0.65 ± 1.68 | 41.47 ± 1.68 |
| 70-79 | 21.57 ± 2.73 | 2.23 ± 2.73 | 57.3 ± 2.73 |
| 80-84 | 108.36 ± 35.14 | 56.15 ± 35.14 | 157.55 ± 35.14 |
| 85 | 40.19 ± 4.81 | 68.59 ± 4.81 | 114.39 ± 4.81 |

Table 4: Achievements completed by type, by level. The standard error is also shown.

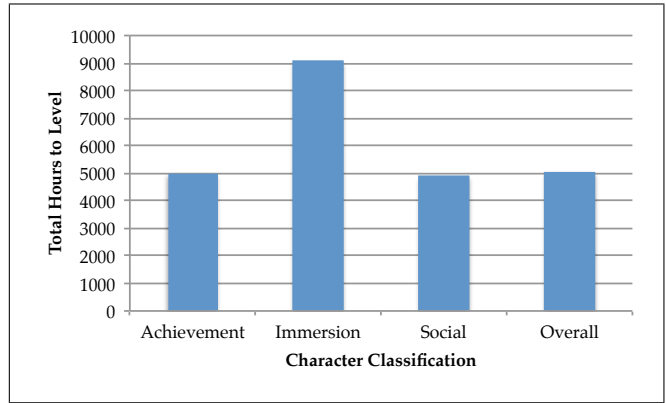


Figure 4: Time to level, grouped by character type

overall distribution of achievements within our categorization. The second finding is interesting in that it suggests that we have been able to identify characters who “stop to smell the roses” — those who may go out of their way to explore game content and who do not focus on reaching end-game content sooner.

4.3.2 By Start Date

We also segregated the character data to characters who began playing before the most recent expansion to WoW, “Cataclysm,” released on November 23, 2011 [18], and those who began playing afterwards. In Figure 5, we present the time to level for 4,304,385 pre-cataclysm characters and 2,950,351 post-cataclysm characters. Note that to maintain the scale of the graph, we doubled the time that characters took to get from level 80 to 85, and marked this as “level 90.” The finding is striking: characters who began playing after the release of “Cataclysm” leveled much more rapidly. There are several outside variables that we have identified that may influence this: (1) Blizzard has reportedly made early content easier. (2) There are new promotions to make it easier to level characters faster when you refer a friend to play. (3) After reaching end-game content on one character, it is possible to buy special items to allow the same player to level other characters faster. (4) Players may take longer to level their first character than later characters.

We are also interested in the spike of time to level in characters who took very long periods to level between 60 and 70, 70 and 80, and 80 and 85. Each of levels 60, 70, and 80 were at one point the maximum level achievable, and although we smoothed the data over these periods (see section 4.3, above), there are still large jumps in time to level. We attribute this to time spent *out of game*, rather than in game. In other words, these spikes represent players abandoning their characters upon reaching what was then the “end game” content, and not resuming until some time well

| | Total time to 85 | Population Size |
|-------------|------------------|-----------------|
| Immersion | 9,074 ± 23.74 | 56,745 |
| Social | 4,911 ± 9.99 | 204,734 |
| Achievement | 5,001 ± 2.39 | 3,499,764 |
| Total | 5,050 ± 2.32 | 3,761,243 |

Table 5: Total time to level by play category

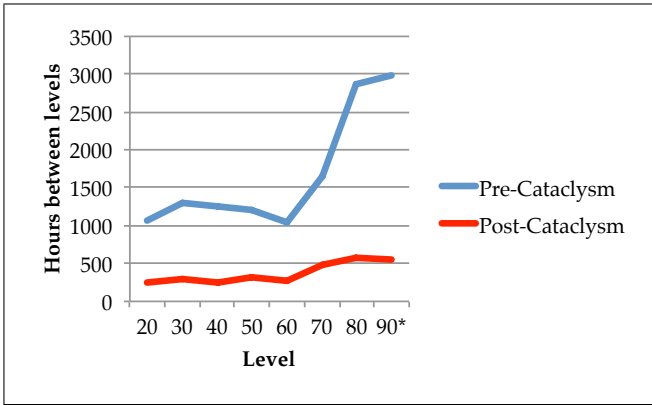


Figure 5: Time to level. Note that the time between 80 to 85 is doubled and presented as level “90” to maintain scale

after the next expansion was released. Since a single player may have multiple characters, it is also certainly possible that upon the release of an expansion, the player levels one of their characters first, plays the new end-game content, and then, only later levels other characters that they have.

5. DISCUSSION

5.1 Threats to Validity

5.1.1 Achievement Coding

Several of our analyses are grounded in the coding of achievements into the motivational buckets defined by Yee [20]. Therefore, the results that we see are dependent on the correct labels being applied. To create a consistent labeling, we conducted a two-pass algorithm with two different labelers. First, one student (with domain expertise in World of Warcraft; not an author on this paper) labeled every single achievement themselves. Then, the primary author (who also has domain expertise) reviewed the list for inconsistencies (e.g., two similar achievements being labeled differently), and then conferenced regarding any remaining concerns. While there may be room for discussion in what bucket some achievements belong in, we believe that we consistently labeled similar achievements. We have included a complete listing of the achievement codings in Section 10.

5.1.2 Sampling Bias

As described in Section 3.1, we collected information for only characters in guilds. However, we argue that although we may not have sampled characters not in guilds, we have gathered a sample which is still representative of the entire population of characters, as represented by our comparison in Section 3.2.1. Nonetheless, it is possible that our data set is skewed towards “power-players” — with the hypothesis that the most casual of players do not join guilds. However, we believe that there are indeed a large number of “casual” guilds within the game, and that in comparison to previous attempts to sample players in WoW (e.g., posting surveys on WoW related websites) [7, 17, 20], our approach yielded data with at least no more bias.

Note that it would be possible to perform similar analyses on unguilded characters, but this would first require discovering them. To do so, one could create an add-on in the game (e.g. [8]) that logs the names of all characters

seen. This technique would however still be biased to only sample characters who come into contact with the logger, and would severely limit the amount of data that could be collected within a reasonable time period.

5.2 Ethical Implications

5.2.1 Privacy

While the data presented in this paper is highly aggregated, presenting only aggregate data over a population of millions of characters, there are underlying concerns regarding the use and distribution of the data. Each character is identified by a unique name, and although that name is not directly linkable to a real-world personality, in immersive games such as World of Warcraft, leakage of an in-game name may constitute a serious breach of privacy. However, at the same time, all data that we gathered is already publicly available through the Blizzard World of Warcraft website [5], or in game. We consulted with our institutional review board on this matter, and were notified that per our institution’s policies, as long as our data does not tie back directly to real world individuals, it should not be considered human subjects research [2].

Nonetheless, as Computer Science researchers and participants in online communities, we recognize that online identities can be just as important as offline identities, and are protecting individual character and guild names. Even though the data that we used is available publicly already, the public interface is limited in analysis, and for example, does not support for the sort of aggregations that we performed in the research presented in this paper. To this end, we are more than happy to share our distributed data collector (online, at our lab’s git repository: <http://code.ps1.columbia.edu>), and anonymized data (upon request).

5.2.2 Other Ethical Issues

Retrieving large amounts of data from APIs can potentially degrade the quality of service for other users of the API. As responsible researchers, we made sure to avoid doing so by: (1) scheduling our crawls to occur during late-night hours, (2) by immediately responding to any error message from the API servers with a simultaneous shutdown of all crawler nodes, and (3) by measuring the response time of the API service before and during our crawl, making sure that we did not impact the API’s response time. Additionally, we notified Blizzard before we began this process, so as to give them a direct line of communication to us should we unintentionally cause service issues. Moreover, each API request was signed with the first author’s email address and name in the “User Agent” HTTP header, making it further obvious how to contact us should the need arise.

5.3 Legal Implications

The data analyzed in this paper were collected from a public website owned and operated by Blizzard Entertainment. The API documentation website [6] provides a location where one would imagine to find a terms of service, titled “Chapter 3. API Policy,” but at both the time of our crawl and the time of writing, this section simply contained the text “The final policy document is being reviewed and will be published at a later date.” Since we were unable to find a terms of service or API policy document, we are led to believe that the data that we gathered was in the public

domain, and free to be analyzed and published as we may desire. Nonetheless, we wish to avoid what may be perceived to be irresponsible behavior on the part of Blizzard, and are *not* publicly posting the data set, but rather will only release anonymized portions of the data upon request.

6. FUTURE WORK

We have only begun to analyze the vast quantities of player data that we have collected from World of Warcraft. We have not begun to study other potentially interesting dimensions that we constructed from Blizzard's data — quests, raid progress, professions, mounts, companions, and reputation. It would be worthwhile to investigate means to associate multiple characters who are owned by the same player. We would also like to work to make the data collected publicly available, as long as doing so remains ethical and legal.

7. CONCLUSION

In this paper, we presented what we believe to be the first truly large-scale and longitudinal study of World of Warcraft players. While previous work has been based on qualitative research over thousands of users, or quantitative research over hundreds of thousands of characters, we analyzed over six million characters. We presented a brief description of the tool that we used to crawl the data as well as analyses showing that we can cluster characters based on their in-game actions. We showed that each character's play type can evolve during the course of play, and finally, we broke time to level down by character motivation, showing that players who play WoW differently level at different rates. Our data show that there is room for new and novel research in game studies by using massive data sets gathered through public APIs, and suggests topics for future academic study.

8. ACKNOWLEDGEMENTS

The authors would like to thank Chris Lewis for his guidance in designing the experiments, and Miriam Melnick for her assistance categorizing achievements. The authors would also like to thank WarcraftRealms.com for their seed list of guilds, and Blizzard Entertainment for their cooperation with our data scraping.

The authors are members of the Programming Systems Laboratory, funded in part by NSF CNS-0717544, CNS-0627473 and CNS-0426623, and NIH 2 U54 CA121852-06.

9. REFERENCES

- [1] M. Ashton and C. Verbrugge. Measuring Cooperative Gameplay Pacing in World of Warcraft. In *FDG'11: Proceedings of the Sixth International Conference on Foundations of Digital Games*, June 2011.
- [2] A. Barry. Personal communication, November 2011.
- [3] Blizzard Entertainment. Patch 3.0.2 - Game - World of Warcraft. <http://us.battle.net/wow/en/game/patch-notes/3-0-2>.
- [4] Blizzard Entertainment. Patch 4.0.3 - Game - World of Warcraft. <http://us.battle.net/wow/en/game/patch-notes/4-0-3>.
- [5] Blizzard Entertainment. World of Warcraft. <http://us.battle.net/wow/en>.
- [6] Blizzard Entertainment. World of Warcraft Armory API. <http://blizzard.github.com/api-wow-docs/>.
- [7] T. Debeauvais, B. Nardi, D. J. Schiano, N. Ducheneaut, and N. Yee. If you build it they might stay: retention mechanisms in World of Warcraft. In *Proceedings of the Sixth International Conference on the Foundations of Digital Games*, New York, NY, USA, June 2011. ACM.
- [8] N. Ducheneaut, N. Yee, E. Nickell, and R. J. Moore. Building an MMO with mass appeal: A look at gameplay in World of Warcraft. *Games and Culture*, 1:281–317, 2006.
- [9] B. Harrison and D. L. Roberts. Using Sequential Observations to Model and Predict Player Behavior. In *Proceedings of the Sixth International Conference on the Foundations of Digital Games*, New York, NY, USA, June 2011. ACM.
- [10] K. Hullett, N. Nagappan, E. Schuh, and J. Hopson. Data analytics for game development (NIER track). In *Proceeding of the 33rd International Conference on Software Engineering, ICSE '11*, pages 940–943, New York, NY, USA, 2011. ACM.
- [11] M. Jakobsson and T. L. Taylor. The Sopranos meets EverQuest: Socialization processes in massively multi-user games. In *FineArt Forum*, volume 17, 2003.
- [12] C. Lewis and N. Wardrip-Fruin. Mining game statistics from web services: a World of Warcraft armory case study. In *Proceedings of the Fifth International Conference on the Foundations of Digital Games, FDG '10*, pages 100–107, New York, NY, USA, 2010. ACM.
- [13] Sony Online Entertainment. EverQuest. <http://www.everquest.com/>.
- [14] T. L. Taylor. *Play between worlds: Exploring online game culture*. The MIT Press, 2006.
- [15] T. L. Taylor. Does World of Warcraft Change Everything? How a PvP Server, Multinational Playerbase, and Surveillance Mod Scene Caused Me Pause. *Digital Culture, Play, and Identity: A*, pages 187–201, 2008.
- [16] WarcraftRealms.com. Warcraft Realms Data Feeds. <http://www.warcraftrealms.com/dataexport.php>.
- [17] D. Williams, N. Yee, and S. E. Caplan. Who plays, how much, and why? Debunking the stereotypical gamer profile. *Journal of Computer-Mediated Communication*, 13(4):993–1018, July 2008.
- [18] WoWWiki. Patches - WoWWiki - Your guide to World of Warcraft. <http://www.wowwiki.com/Patches>.
- [19] N. Yee. The demographics, motivations, and derived experiences of users of massively multi-user online graphical environments. *Presence: Teleoper. Virtual Environ.*, 15:309–329, June 2006.
- [20] N. Yee. Motivations for Play in Online Games. *CyberPsychology & Behavior*, 9(6):772–775, Dec. 2006.
- [21] L. Zezula. MPQ Archives. <http://www.zezula.net/en/mpq/download.html>.

10. APPENDIX: ACHIEVEMENT CODING

| Title | Description | Achievement | Social | Immersion |
|-------------------------------------|--|-------------|--------|-----------|
| 1000 Conquest Points | Earn 1000 Conquest Points | X | | |
| 1000 Valor Points | Earn 1000 Valor Points | X | | |
| 20,000 Leagues Under the Sea | Complete the Neptulon quests in Vashj'ir up to and including Defending the Rift. | X | | |
| 20,000 Leagues Under the Sea | Complete the Neptulon quests in Vashj'ir up to and including Defending the Rift. | X | | |
| 25,000 Conquest Points | Earn 25,000 Conquest Points | X | | |
| 25,000 Valor Points | Earn 25,000 Valor Points | X | | |
| 2500 Daily Quests Complete | Complete 2500 daily quests. | X | | |
| 250000 Honorable Kills | Get 250000 honorable kills. | X | | |
| 45 Exalted Reputations | Raise 45 reputations to Exalted. | | | X |
| 50 Exalted Reputations | Raise 50 reputations to Exalted. | | | X |
| 50,000 Conquest Points | Earn 50,000 Conquest Points | X | | |
| 50,000 Valor Points | Earn 50,000 Valor Points | X | | |
| 5000 Conquest Points | Earn 5000 Conquest Points | X | | |
| 5000 Valor Points | Earn 5000 Valor Points | X | | |
| A Bunch of Lunch | Complete each Let's Do Lunch achievement. | X | | X |
| A Bunch of Lunch | Complete each Let's Do Lunch achievement. | X | | X |
| Aberrant Behavior | Kill 12 Aberrations within 10 seconds on the Maloriak encounter in Blackwing Descent and then defeat Maloriak. | X | X | |
| Achieve-a-tron | Defeat the Omnotron Defense System in Blackwing Descent while neutralizing the following attacks. | X | X | |
| Acrocalypse Now | Defeat 20 Frenzied Crocolisks within 10 seconds during the Lockmaw encounter in the Lost City of the Tol'vir on Heroic Difficulty. | X | X | |
| Agent of the Shen'dralar | Earn exalted status with the Shen'dralar. | X | | X |
| And the Meek Shall Inherit Kalimdor | Help each of the following critters get revenge on the mean old fire elementals. | | | X |
| Arrested Development | Allow all three of Corla's zealots to evolve, then defeat Corla after slaying the evolved zealots in Blackrock Caverns on Heroic Difficulty. | X | X | X |
| Ascendant Descending | Defeat Ascendant Lord Obsidius without any party member reaching 4 stacks of Crepuscular Veil in Blackrock Caverns on Heroic Difficulty. | X | X | |
| Avengers of Hyjal | Earn exalted status with the Avengers of Hyjal. | X | | X |
| Baradin's Wardens | Earn exalted status with Baradin's Wardens. | X | | X |
| Battle for Gilneas All-Star | Assault and Defend a base in a single Battle for Gilneas. | X | | |
| Battle for Gilneas Assassin | Get 10 honorable kills at each of the bases in a single Battle for Gilneas. | X | | |
| Battle for Gilneas Perfection | Win the Battle For Gilneas with a score of 2000 to 0. | X | | |
| Battle for Gilneas Veteran | Complete 100 victories in the Battle For Gilneas. | X | | |
| Battle for Gilneas Victory | Win Battle For Gilneas. | X | | |
| Bear-ly Made It | Save all four prisoners before they are sacrificed in Zul'Aman on Heroic Difficulty. | X | X | X |
| Blood Guard | Earn a battleground rating of 1700. | X | | |
| Blue Streak | Discover who slew the dread wyrm Kaldrigos by collecting the following artifacts. | | | X |
| Bounce | Stay on the trampoline in the Whistling Grove in Mount Hyjal for 20 consecutive bounces. | X | | X |
| Breaking The Sound Barrier | Learn the master riding skill. | X | | X |
| Bucket List | During a single engagement, bring Shannox to each of the following locations in the Firelands before dispatching him: | | X | |

Table 6: Complete listing of WoW achievements with coding, continues to next page

| Title | Description | Achievement | Social | Immersion |
|--|---|-------------|--------|-----------|
| Bullet Time | Defeat 12 Bloodthirsty Ghouls with Pistol Barrage and then defeat Lord Godfrey in Shadowfang Keep on Heroic Difficulty. | X | X | |
| Bustin' Caps to Make It Haps | Take 50 flags in the Battle for Gilneas. | X | | |
| Cataclysmically Delicious | Sample the following Cataclysm delicacies. | | | X |
| Cataclysmically Epic | Equip an epic item in every slot with a minimum item level of 359. | | | X |
| Cataclysmically Superior | Equip a superior item in every slot with a minimum item level of 333. | | | X |
| Centurion | Earn a battleground rating of 1900. | X | | |
| Champion | Earn a battleground rating of 2000. | X | | |
| Cloud Nine | In a single Twin Peaks battle, capture and return a total of 9 flags. | X | | |
| Cloud Nine | In a single Twin Peaks battle, capture and return a total of 9 flags. | X | | |
| Collector's Edition: Lil' Deathwing | Owner of the Cataclysm Collector's Edition Lil' Deathwing pet. | X | | |
| Commander | Earn a battleground rating of 2100. | X | | |
| Consumed by Nightmare | Endure the nightmares of Iso'rath in the Twilight Highlands. | | | X |
| Corporal | Earn a battleground rating of 1200. | X | | |
| Crushing Bones and Cracking Skulls | Defeat Rom'ogg Bonecrusher after using his Skullcracker ability to kill 10 Angered Earth elementals in Blackrock Caverns on Heroic Difficulty. | X | X | |
| Death from Above | Only kill Cinderweb Drones while they are atop the web canopy during the Beth'tilac encounter in Firelands. | X | | |
| Death From Above | Bomb the following elementals during a bombing run in the Molten Front. | | | X |
| Deathy | Proud owner of Deathy's Murloc Egg from the 2010 BlizzCon. | X | | |
| Defender of a Shattered World | Complete the raids and Heroic dungeons listed below. | X | | |
| Digger | Find 10 unique common artifacts. | | | X |
| Diggerer | Find 50 unique common artifacts. | | | X |
| Diggerest | Find 100 unique common artifacts. | | | X |
| Do a Barrel Roll! | Defeat Alysrazor in the Firelands without any raid member getting hit by the following attacks. | X | X | |
| Don't Get Cocky Kid | Overcome a 500 resource disadvantage in a match of the Battle for Gilneas and claim victory. | X | | |
| Don't Need to Break Eggs to Make an Omelet | Defeat Erudax without letting a Faceless Corruptor begin to cast Twilight Corruption on any of Alexstrasza's Eggs in Grim Batol on Heroic Difficulty. | X | X | |
| Double Jeopardy | Win a Twin Peaks battle after being behind by a score of 0 to 2. | X | | |
| Double Jeopardy | Win a Twin Peaks battle after being behind by a score of 0 to 2. | X | | |
| Double Rainbow | Perform a /gasp emote under the double rainbow in the Battle For Gilneas. | X | | |
| Drag a Maw | Kill 5 Orcs in a single Twin Peaks battle. | X | | |
| Dragonmaw Tour of Duty | Explore all the nooks and crannies of the Thundermar Ruins in Twilight Highlands and impress your Dragonmaw allies by killing the following. | | | X |
| Dragonwrath, Tarecgosa's Rest | Owner of Dragonwrath, Tarecgosa's Rest. | X | | |
| Drown Your Sorrows | Drink the following Cataclysm beverages. | | | X |
| E'ko Madness | Obtain E'ko from the following creatures in Winterspring. | | | X |

Table 6: Complete listing of WoW achievements with coding, continues to next page

| Title | Description | Achievement | Social | Immersion |
|---------------------------------|---|-------------|--------|-----------|
| Elementary | Defeat the Elementium Monstrosity in the Bastion of Twilight while only allowing it to create a single Liquid Ice patch. | X | X | |
| Extra Credit Bonus Stage | Collect 5 Golden Orbs in a single visit to the Vortex Pinnacle on Heroic Difficulty. | X | X | |
| Fading into Twilight | Complete 95 quests in Twilight Highlands. | X | | |
| Faster Than the Speed of Light | Complete the Vault of Lights within 5 minutes of entering in the Halls of Origination on Heroic Difficulty. | X | X | X |
| Field Marshal | Earn a battleground rating of 2300. | X | | |
| Fire, Walk With Me | Grab the flag and capture it in under 75 seconds. | X | | |
| Fire, Walk With Me | Grab the flag and capture it in under 75 seconds. | X | | |
| Firelands | Defeat the bosses in Firelands. | X | X | |
| Fireside Chat | Speak with the following characters during the attack on the Molten Front. | | | X |
| First Sergeant | Earn a battleground rating of 1500. | X | | |
| Fish or Cut Bait: Darnassus | Complete each of the Darnassus fishing daily quests. | X | | X |
| Fish or Cut Bait: Ironforge | Complete each of the Ironforge fishing daily quests. | X | | X |
| Fish or Cut Bait: Orgrimmar | Complete each of the Orgrimmar fishing daily quests. | X | | X |
| Fish or Cut Bait: Stormwind | Complete each of the Stormwind fishing daily quests. | X | | X |
| Fish or Cut Bait: Thunder Bluff | Complete each of the Thunder Bluff fishing daily quests. | X | | X |
| Fish or Cut Bait: Undercity | Complete each of the Undercity fishing daily quests. | X | | X |
| Flawless Victory | Solo kill a Molten Behemoth in the Molten Front without taking any damage from Molten Stomp or Fiery Boulder. | X | | X |
| Four Play | Defeat Al'Akir in the Throne of the Four Winds while he is affected by Feedback. | X | X | |
| Full Caravan | Recruit all 8 characters into Fiona's travelling party in Eastern Plaguelands. | X | | |
| Full Coverage | Win 10 Battles for Gilneas while controlling all 3 flags. | X | | |
| Full of Sound and Fury | Defeat Chimaeron in Blackwing Descent with no more than 2 raid member deaths. | X | X | |
| Fungal Frenzy | Suffer the effects of a Poolstool, Shuffletruffle, Shrinkshroom and Trapcap simultaneously. | | | X |
| Fungalophobia | Defeat Fungalmancer Glop during the Glop, Son of Glop daily quest in Deephalm without taking any damage from his Boomshrooms. | X | | |
| Gang War | Win a duel in Sethria's Roost while on the quest 'The Protectors of Hyjal.' | X | | |
| General | Earn a battleground rating of 2200. | X | | |
| Ghosts in the Dark | Discover the secret buried beneath the Maw of the Void in Darkshore. | | | X |
| Glory of the Firelands Raider | Complete the Firelands raid achievements listed below. | X | | |
| Glutton for Fiery Punishment | In Archmage Xylem's Trial of Fire in Azshara, gain 10 stacks of Fire Dancing without taking damage. | X | | |
| Glutton for Icy Punishment | In Archmage Xylem's Trial of Frost in Azshara, gain 20 stacks of Essence of Ice without taking damage. | X | | |
| Glutton for Shadowy Punishment | In Archmage Xylem's Trial of Shadow in Azshara, trap 20 Weeping Souls without taking damage. | X | | |
| Gone Fishin' | Complete each Fish or Cut Bait achievement. | X | | X |
| Gone Fishin' | Complete each Fish or Cut Bait achievement. | X | | X |

Table 6: Complete listing of WoW achievements with coding, continues to next page

| Title | Description | Achievement | Social | Immersion |
|---|--|-------------|--------|-----------|
| Got My Mind On My Money | Loot 50,000 gold. | X | | |
| Got My Mind On My Money | Loot 100,000 gold. | X | | |
| Grand Marshal | Earn a battleground rating of 2400. | X | | |
| Grunt | Earn a battleground rating of 1200. | X | | |
| Gurubashi Headhunter | Defeat Gub, Mortaxx, Kaulema, Mor'Lek, the Florawing Hive Queen, a Lost Offspring of Gahz'ranka, Tor-Tun, and the Gurubashi Master Chef in Zul'Gurub on Heroic Difficulty. | X | X | |
| Have... Have We Met? | Acknowledge your recognition by /waving at the following NPCs in Sethria's Roost. | | | X |
| Headed South | Defeat Siamat, Lord of the South Wind, with 3 stacks of Lightning Charge in Lost City of the Tol'vir on Heroic Difficulty. | X | X | |
| Hellscream's Reach | Earn exalted status with Hellscream's Reach. | X | | X |
| Help the Bombardier! I'm the Bombardier! | Kill 10 Schnotzz infantry with one artillery shell during the Fire From the Sky daily quest in Uldum. | X | | |
| Here, Kitty Kitty... | Defeat High Priestess Kilnara in Heroic Difficulty after having fed Temple Rats to 4 of Bethekk's Pride. | X | X | |
| Hero of the Alliance: Vicious | End PvP season 9 in the top .5% of the rated battleground ladder. | X | | |
| Hero of the Horde: Vicious | End PvP season 9 in the top .5% of the rated battleground ladder. | X | | |
| Heroic: Alysrazor | Defeat Alysrazor in Firelands on Heroic Difficulty. | X | X | |
| Heroic: Baleroc | Defeat Baleroc in Firelands on Heroic Difficulty. | X | X | |
| Heroic: Beth'tilac | Defeat Beth'tilac in Firelands on Heroic Difficulty. | X | X | |
| Heroic: Lord Rhyolith | Defeat Lord Rhyolith in Firelands on Heroic Difficulty. | X | X | |
| Heroic: Majordomo Fandral Staghelm | Defeat Majordomo Fandral Staghelm in Firelands on Heroic Difficulty. | X | X | |
| Heroic: Ragnaros | Defeat Ragnaros in Firelands on Heroic Difficulty. | X | X | |
| Heroic: Shannox | Defeat Shannox in Firelands on Heroic Difficulty. | X | X | |
| Heroic: Zul'Aman | Defeat Daakara in Zul'Aman on Heroic Difficulty. | X | X | |
| Heroic: Zul'Gurub | Defeat Jin'do the Godbreaker in Zul'Gurub on Heroic Difficulty. | X | X | |
| Hex Mix | Un-hex all of the potential hex victims in Zul'Aman on Heroic Difficulty. | X | X | |
| High Warlord | Earn a battleground rating of 2400. | X | | |
| I Can't Hear You Over the Sound of How Awesome I Am | Defeat Sinestra in the Bastion of Twilight on Heroic Difficulty on the first attempt without letting any raid members die. | X | X | |
| I Hate That Song | Defeat Temple Guardian Anhuur without allowing him to sing Reverberating Hymn for more than 15 seconds in Halls of Origination on Heroic Difficulty. | X | X | |
| I'm in the Black Lodge | In a single Twin Peaks battle, kill 2 flag carriers before they leave the Dragonmaw Flag Room. | X | | |
| I'm in the White Lodge | In a single Twin Peaks battle, kill 2 flag carriers before they leave the Wildhammer Stronghold. | X | | |
| I'm on a Diet | Do not gain more than one stack of Nauseated during the Cookie encounter in Deadmines on Heroic Difficulty. | | X | |
| In Service of the Alliance | Win a rated battleground. | X | | |
| In Service of the Alliance | Win 10 rated battlegrounds. | X | | |
| In Service of the Alliance | Win 25 rated battlegrounds. | X | | |
| In Service of the Horde | Win a rated battleground. | X | | |
| In Service of the Horde | Win 10 rated battlegrounds. | X | | |
| In Service of the Horde | Win 25 rated battlegrounds. | X | | |
| Infernal Ambassadors | Slay the elite invaders of Hyjal in the following ways. | | | X |

Table 6: Complete listing of WoW achievements with coding, continues to next page

| Title | Description | Achievement | Social | Immersion |
|--|---|-------------|--------|-----------|
| Iron Chef | Learn 200 cooking recipes. | | | X |
| It's Always in the Last Place You Look | Recover archaeology artifacts from each of the following races. | | | X |
| It's Frost Damage | Allow three Freezing Vapors to cast Coalesce during the Admiral Ripsnarl encounter in Deadmines on Heroic Difficulty. | X | X | |
| It's Not Easy Being Green | Do not get hit by Bloodvenom, Pool of Acrid Tears, or Venomous Effusion in the High Priest Venoxis encounter in Zul'Gurub on Heroic Difficulty. | | X | |
| Joy Ride | Ride the full length of the Rocketway in Azshara. | | | X |
| Jugger Not | Win the Battle for Gilneas by 100 points or less. | X | | |
| Just Another Day in Tol Barad | Complete all of the Tol Barad daily quests listed below. | X | | |
| Just Another Day in Tol Barad | Complete all of the Tol Barad daily quests listed below. | X | | |
| Justly Rewarded | Make 30,000 gold from quest rewards. | X | | |
| Kill It With Fire! | Defeat 3 Burning Souls during the High Prophet Barim encounter in Lost City of the Tol'vir on Heroic Difficulty. | X | X | |
| King of the Mountain | Complete the Twilight's Hammer quest chain in Twilight Highlands up to and including Skullcrusher the Mountain. | X | | |
| King of the Mountain | Complete the Twilight's Hammer quest chain in Twilight Highlands up to and including Skullcrusher the Mountain. | X | | |
| King of the Spider-Hill | Reach the highest point in the Widow's Clutch within the Molten Front. | | | X |
| Knight | Earn a battleground rating of 1600. | X | | |
| Knight-Captain | Earn a battleground rating of 1800. | X | | |
| Knight-Champion | Earn a battleground rating of 1900. | X | | |
| Knight-Lieutenant | Earn a battleground rating of 1700. | X | | |
| Legacy of Leyara | Complete the Leyara quests in Mount Hyjal and the Molten Front. | X | | |
| Legionnaire | Earn a battleground rating of 1800. | X | | |
| Let's Do Lunch: Darnassus | Complete each of the Darnassus cooking daily quests. | X | | X |
| Let's Do Lunch: Ironforge | Complete each of the Ironforge cooking daily quests. | X | | X |
| Let's Do Lunch: Orgrimmar | Complete each of the Orgrimmar cooking daily quests. | X | | X |
| Let's Do Lunch: Stormwind | Complete each of the Stormwind cooking daily quests. | X | | X |
| Let's Do Lunch: Thunder Bluff | Complete each of the Thunder Bluff cooking daily quests. | X | | X |
| Let's Do Lunch: Undercity | Complete each of the Undercity cooking daily quests. | X | | X |
| Lieutenant Commander | Earn a battleground rating of 2000. | X | | |
| Lieutenant General | Earn a battleground rating of 2100. | X | | |
| Littlest Pet Shop | Collect 150 unique companion pets. | | | X |
| Ludicrous Speed | While on the quest Call the Flock in Mount Hyjal, obtain 65 stacks of Soar. | X | | |
| Marshal | Earn a battleground rating of 2200. | X | | |
| Master of the Battle for Gilneas | Complete the Battle for Gilneas achievements listed below. | X | | |
| Master of the Molten Flow | Complete the following challenges within the Molten Flow. | X | | |
| Master of Tol Barad | Complete the Tol Barad achievements listed below. | X | | |
| Master of Tol Barad | Complete the Tol Barad achievements listed below. | X | | |

Table 6: Complete listing of WoW achievements with coding, continues to next page

| Title | Description | Achievement | Social | Immersion |
|---------------------------------------|---|-------------|--------|-----------|
| Master of Twin Peaks | Complete the Twin Peaks achievements listed below. | X | | |
| Master of Twin Peaks | Complete the Twin Peaks achievements listed below. | X | | |
| Master Sergeant Menagerie | Earn a battleground rating of 1400. Collect 125 unique companion pets. | X | | X |
| My Very Own Broodmother | Complete the Restless Brood daily quest in Deepholm within 90 seconds of striking the Resonating Crystal. | X | | |
| Newbs to Plowshares | Win the Battle for Gilneas in 6 minutes. | X | | |
| No Static at All | Completely avoid the Static Cling effect during the Asaad encounter in the Vortex Pinnacle on Heroic Difficulty. | X | X | X |
| Not an Ambi-Turner | Defeat Lord Rhyolith in the Firelands without ever causing him to turn left while his armor is intact. | X | X | |
| Not Your Average PUG'er | Come to the defense of a base in the Battle for Gilneas 10 times by recapping the flag. | X | | |
| Ohganot So Fast! | Defeat Bloodlord Mandokir in Zul'Gurub on Heroic Difficulty without killing Ohgan. | X | X | |
| Old Faithful | Get Lady Naz'jar to kill one of her minions with her Geyser ability in Throne of the Tides on Heroic Difficulty. | | X | X |
| One Two Three You Don't Know About Me | Assault 2 bases in a single Battle for Gilneas. | X | | |
| Only the Penitent... | Activate both of Fandral's Flames at once in Firelands without any raid member getting hit by Kneel to the Flame! | X | X | X |
| Out of the Fog | Defend 2 bases in a single Battle for Gilneas. | X | | |
| Parasite Evening | Defeat Magmaw in Blackwing Descent without anyone in the raid becoming infected with a parasite. | X | X | |
| Pardon Denied | Defeat Baron Ashbury without letting him heal with Stay of Execution in Shadowfang Keep on Heroic Difficulty. | X | X | |
| Peak Speed | Win Twin Peaks in under 7 minutes. | X | | |
| Petting Zoo | Collect 100 unique companion pets. | | | X |
| Pit Lord Argaloth | Defeat the Pit Lord Argaloth. | X | | |
| Preparing for Disaster | Create 500 Dense Embersilk Bandages. | | | X |
| Prince of Tides | Defeat an Unyielding Behemoth while you have the Tidal Surge effect during the Ozumat encounter in Throne of the Tides on Heroic Difficulty. | X | X | |
| Private | Earn a battleground rating of 1100. | X | | |
| Prototype Prodigy | Keep the Prototype Reaper from falling below 90% health at any time before the Foe Reaper 5000 is defeated in Deadmines on Heroic Difficulty. | X | X | |
| Ragnar-O's | Defeat Ragnaros while three Living Meteors are ignited by Lava Wave. | X | X | |
| Rat Pack | Kill 20 Mine Rats during the Helix Gearbreaker encounter in Deadmines on Heroic Difficulty. | X | X | |
| Ready for Raiding | Do not get hit by Fire Wall in the Glubtok encounter in Deadmines on Heroic Difficulty. | | X | |
| Ready for Raiding II | Slay the following Lieutenants of Flame in Ragnaros' Reach without getting hit by their special attacks. | | | X |
| Ready, Set, Goat! | Using the Billy Goat Blaster or the Billy Goat Blaster DX, blast 12 Billy Goats in under 1 minute. | X | | |

Table 6: Complete listing of WoW achievements with coding, continues to next page

| Title | Description | Achievement | Social | Immersion |
|---|--|-------------|--------|-----------|
| Realm First! Grand Master Archaeologist | First person on the realm to achieve 450 skill in archaeology. | X | X | |
| Realm First! Illustrious Alchemist | First person on the realm to achieve 525 skill in alchemy. | X | X | |
| Realm First! Illustrious Angler | First person on the realm to achieve 525 skill in fishing. | X | X | |
| Realm First! Illustrious Archaeologist | First person on the realm to achieve 525 skill in archaeology. | X | X | |
| Realm First! Illustrious Blacksmith | First person on the realm to achieve 525 skill in blacksmithing. | X | X | |
| Realm First! Illustrious Cooking | First person on the realm to achieve 525 skill in cooking. | X | X | |
| Realm First! Illustrious Enchanter | First person on the realm to achieve 525 skill in enchanting. | X | X | |
| Realm First! Illustrious Engineer | First person on the realm to achieve 525 skill in engineering. | X | X | |
| Realm First! Illustrious First Aid | First person on the realm to achieve 525 skill in first aid. | X | X | |
| Realm First! Illustrious Herbalism | First person on the realm to achieve 525 skill in herbalism. | X | X | |
| Realm First! Illustrious Jewelcrafter | First person on the realm to achieve 525 skill in jewelcrafting. | X | X | |
| Realm First! Illustrious Leatherworker | First person on the realm to achieve 525 skill in leatherworking. | X | X | |
| Realm First! Illustrious Miner | First person on the realm to achieve 525 skill in mining. | X | X | |
| Realm First! Illustrious Scribe | First person on the realm to achieve 525 skill in inscription. | X | X | |
| Realm First! Illustrious Skinner | First person on the realm to achieve 525 skill in skinning. | X | X | |
| Realm First! Illustrious Tailor | First person on the realm to achieve 525 skill in tailoring. | X | X | |
| Ring Out! | Defeat Daakara in Zul'Aman on Heroic Difficulty without any player leaving the rectangular turquoise stonework inscribed on the floor in the center of his area. | X | X | |
| Rock Lover | Complete the Lost in the Deeps daily quest in Deepholm 10 times. | X | | |
| Rotten to the Core | Defeat 60 Disciples within 10 seconds during the High Priestess Azil encounter in the Stonecore on Heroic Difficulty. | X | X | |
| Scourer of the Eternal Sands | Obtain the reins of the Grey Riding Camel from Dormus the Camel-Hoarder. | | | X |
| Scout | Earn a battleground rating of 1100. | X | | |
| Senior Sergeant | Earn a battleground rating of 1400. | X | | |
| Sergeant | Earn a battleground rating of 1300. | X | | |
| Sergeant | Earn a battleground rating of 1300. | X | | |
| Sergeant Major | Earn a battleground rating of 1500. | X | | |
| Share the Pain | Defeat Baleroc in the Firelands without allowing any member of your raid to suffer Torment more than three times. | X | X | |
| Silence is Golden | Defeat Atramedes in Blackwing Descent without any raid member's sound bar going over 50%. | X | X | |
| Soaring Spirits | Kill 100 flag carriers in Twin Peaks. | X | | |
| Soaring Spirits | Kill 100 flag carriers in Twin Peaks. | X | | |
| Spirit Twister | Defeat 20 Twisted Spirits within 15 seconds during the Jin'do encounter in Zul'Gurub on Heroic Difficulty. | X | X | |
| Stay Chill | Defeat the Conclave of Wind in the Throne of the Four Winds while everyone in the raid has at least 7 stacks of Wind Chill. | X | X | |

Table 6: Complete listing of WoW achievements with coding, continues to next page

| Title | Description | Achievement | Social | Immersion |
|--|--|-------------|--------|-----------|
| Stone Guard | Earn a battleground rating of 1600. | X | | |
| Stood in the Fire | Get killed by Deathwing. | | | X |
| Straw That Broke the Camel's Back | Defeat Earthrager Ptah while mounted on a camel in the Halls of Origination on Heroic Difficulty. | X | X | |
| Sun of a.... | Defeat Rajh before he completes an entire recharging phase in the Halls of Origination on Heroic Difficulty. | X | X | |
| The 'Unbeatable?' Pterodactyl: BEATEN. | Complete the Vigilance on Wings daily quest in Mount Hyjal 10 times. | X | | |
| The Abyss Will Gaze Back Into You | Defeat Cho'gall in the Bastion of Twilight before any raid member earns more than 30% Corrupted Blood. | X | X | |
| The Boy Who Would be King | Recover the following tol'vir artifacts that tell of the rise and fall of Emperor Ninjter. | | | X |
| The Cataclysmic Gourmet | Cook 15 of the Cataclysm recipes listed below. | | | X |
| The Cataclysmic Gourmet | Cook 30 of the Cataclysm recipes listed below. | | | X |
| The Fiery Lords of Sethria's Roost | Hunt down and slay the following minions of Ragnaros in Sethria's Roost. | X | | |
| The Glop Family Line | Complete the Glop, Son of Glop daily quest in Deepholm 10 times. | X | | |
| The Harder they Fall | Discover how orc Chieftan Hargal was killed by collecting the following artifacts. | | | X |
| The Limnologist | Catch 43 different freshwater fish. | | | X |
| The Molten Front Offensive | Unlock each of the following in the attack on the Molten Front. | X | | |
| The Oceanographer | Catch 31 different saltwater fish. | | | X |
| The Only Escape | Defeat Halfus Wyrmbreaker after defeating two drakes within 10 seconds of each other. The Emerald Whelp pack counts as one drake for this purpose. | X | X | |
| Thirty Tabards | Equip 30 unique tabards. | | | X |
| Three's Company: 2400 | Earn a 2400 personal rating in the 3v3 bracket of the arena. | X | X | |
| Three's Company: 2700 | Earn a 2700 personal rating in the 3v3 bracket of the arena. | X | X | |
| Time Flies When You're Having Fun | Earn Exalted status with your guild. | X | X | X |
| To All the Squirrels Who Cared for Me | The Cataclysm has brought more critters to Azeroth. You must /love them too. | | | X |
| To the Ground! | Defeat Commander Springvale without allowing him to receive Unholy Empowerment in Shadowfang Keep on Heroic Difficulty. | X | X | |
| Tol Barad All-Star | Get 10 honorable kills at the Ironclad Garrison, Warden's Vigil, and Slagworks. | X | | |
| Tol Barad Saboteur | Destroy 20 deployed Siege Engines. | X | | |
| Tol Barad Veteran | Win 100 battles for Tol Barad. | X | | |
| Tol Barad Veteran | Win 100 battles for Tol Barad. | X | | |
| Tol Barad Victory | Win the battle for Tol Barad. | X | | |
| Too Hot to Handle | Defeat Karsh Steelbender after he has reached 15 stacks of Superheated Quicksilver Armor in Blackrock Caverns on Heroic Difficulty. | X | X | |
| Top Defender | Return 50 flags as a defender in Twin Peaks. | X | | |
| Tower Plover | Destroy a tower in Tol Barad. | X | | |
| Towers of Power | Destroy 3 Siege Engines in a single Tol Barad battle. | X | | |
| Tragedy in Three Acts | Recover the following night elf artifacts that tell the fateful story of Pyramond and Theleste. | | | X |
| Tunnel Vision | Defeat Halazzi in Zul'Aman on Heroic Difficulty without killing any of his totems. | X | X | |
| Twin Peaking | Win 2 Twin Peaks battles. | X | | |

Table 6: Complete listing of WoW achievements with coding, continues to next page

| Title | Description | Achievement | Social | Immersion |
|------------------------------------|---|-------------|--------|-----------|
| Twin Peaks Mountaineer | Perform a roar emote with the flag while under the effect of both a speed power up and the berserking power up. | | | X |
| Twin Peaks Perfection | Win Twin Peaks with a score of 3 to 0 while also getting at least 1 killing blow. | X | | |
| Twin Peaks Veteran | Complete 100 victories in Twin Peaks. | X | | |
| Two-Timer | Personally carry and capture the flag 2 times in Twin Peaks. | X | | |
| Umbrage for Umbriss | Defeat General Umbriss while he is affected with Modgud's Malice in Grim Batol on Heroic Difficulty. | X | X | |
| Veteran of the Alliance | Win 75 rated battlegrounds. | X | | |
| Veteran of the Alliance II | Win 150 rated battlegrounds. | X | | |
| Veteran of the Horde | Win 75 rated battlegrounds. | X | | |
| Veteran of the Horde II | Win 150 rated battlegrounds. | X | | |
| Veteran of the Molten Front | Complete the Regrowth and Molten Front achievements listed below. | X | | |
| Veteran of the Shifting Sands | Completed the gates of Ahn'Qiraj quest chain up to and including Treasure of the Timeless One (even if someone else ended up with the mount). | X | X | X |
| Vial of the Sands | Learn how to transform into a dragon and carry an ally. | X | | X |
| Vigorous VanCleave Vindicator | Engage Vanessa VanCleave within 5 minutes of being inflicted with the Nightmare Elixir in Deadmires on Heroic Difficulty. | | X | |
| Visions of Vashj'ir Past | Witness the 3 visions of the Naz'jar Battlemaiden in Vashj'ir. | | | X |
| Warbound Veteran of the Alliance | Win 300 rated battlegrounds. | X | | |
| Warbringer of the Horde | Win 300 rated battlegrounds. | X | | |
| Warlord | Earn a battleground rating of 2300. | X | | |
| Wild Hammering | Kill 5 Dwarves in a single Twin Peaks battle. | X | | |
| Wildhammer Tour of Duty | Explore all the nooks and crannies of the Thundermar Ruins in Twilight Highlands and impress your Wildhammer allies by killing the following. | | | X |
| WoW's 6th Anniversary | Logged in during WoW's 6th Anniversary. | | | X |
| You'll Feel Right as Rain | Feel 1000% better by eating Chocolate Cookies. | | | X |
| A Brew-FAST Mount | Obtain an epic Brewfest mount. | | | X |
| A Tribute to Immortality | In the Trial of the Grand Crusader, reach a Tribute Chest with 50 attempts remaining and without allowing any raid member to die during any of the boss encounters in 25-player mode. | X | X | |
| A Tribute to Immortality | In the Trial of the Grand Crusader, reach a Tribute Chest with 50 attempts remaining and without allowing any raid member to die during any of the boss encounters in 25-player mode. | X | X | |
| Amani War Bear | Owner of Amani War Bear. | X | | |
| And I'll Form the Head! | Obtain Mimiron's Head from 25-player Yogg-Saron with no Keepers assisting you. | | X | |
| Ashes of Al'ar | Obtain the Ashes of Al'ar from Kael'thas Sunstrider in Tempest Keep. | X | | X |
| Atiesh, Greatstaff of the Guardian | Wielder of Atiesh, Greatstaff of the Guardian. | X | | |
| Avast Ye, Admiral! | Obtain the Bloodsail Admiral's Hat... and try to get some fresh air every now and then. | X | | X |
| Big Blizzard Bear | Proud owner of the Big Blizzard Bear from the 2008 BlizzCon. | X | | |
| Big Love Rocket | Obtain the Big Love Rocket from Apothecary Hummel in Shadowfang Keep during Love is in the Air. | | | X |
| Blood Guard | Earned the title, 'Blood Guard'. | X | | |

Table 6: Complete listing of WoW achievements with coding, continues to next page

| Title | Description | Achievement | Social | Immersion |
|--|---|-------------|--------|-----------|
| Blue Brewfest Stein | Proud owner of the 2008 Vintage Blue Brewfest Stein. | | | X |
| Brutal Gladiator | Achieved Brutal Gladiator title. | X | | |
| Brutal Nether Drake | Obtain the Brutal Nether Drake from Arena Season 4 of The Burning Crusade. | | | X |
| Centurion | Earned the title, 'Centurion'. | X | | |
| Champion | Earned the title, 'Champion'. | X | | |
| Champion of the Naaru | Earned the title, 'Champion of the Naaru'. | X | | |
| Charger | Completed the paladin quest to obtain a Charger. | X | | X |
| Clockwork Rocket Bot | Proud owner of the 2007 Vintage Winter Veil gift, the Clockwork Rocket Bot. | X | | X |
| Collector's Edition: Frost Wyrms Whelp | Owner of the Wrath of the Lich King's Collector's Edition Frost Wyrms Whelp pet. | | | X |
| Collector's Edition: Mini Thor | Owner of the Starcraft II Collector's Edition Mini Thor pet. | X | | |
| Collector's Edition: Mini-Diablo | Owner of the World of Warcraft Collector's Edition Mini-Diablo pet. | | | X |
| Collector's Edition: Netherwhelp | Owner of the The Burning Crusade's Collector's Edition Netherwhelp pet. | | | X |
| Collector's Edition: Panda | Owner of the World of Warcraft Collector's Edition Panda pet. | | | X |
| Collector's Edition: Zergling | Owner of the World of Warcraft Collector's Edition Zergling pet. | | | X |
| Commander | Earned the title, 'Commander'. | X | | |
| Competitor's Tabard | Proud owner of a Competitor's Tabard from the 2008 Spirit of Competition event. | | X | X |
| Corporal | Earned the title, 'Corporal'. | | | X |
| Crashin' Thrashin' Racer | Proud owner of the 2008 Vintage Winter Veil gift, the Crashin' Thrashin' Racer. | X | | X |
| Deadly Gladiator | Achieved Deadly Gladiator title. | X | | |
| Deadly Gladiator's Frost Wyrms | Obtain the Deadly Gladiator's Frost Wyrms from Arena Season 5 of Wrath of the Lich King. | | | X |
| Deathcharger's Reins | Obtain the Deathcharger's Reins from Rivendare in Stratholme. | X | | X |
| Dreadsteed of Xoroth | Completed the Dreadsteed of Xoroth warlock quest. | X | | X |
| Field Marshal | Earned the title, 'Field Marshal'. | X | | |
| Fiery Warhorse's Reins | Obtain the Fiery Warhorse's Reins from Attumen the Huntsman in Karazhan. | X | | X |
| First Sergeant | Earned the title, 'First Sergeant'. | X | | |
| Friends In Even Higher Places | Obtain an X-53 Touring Rocket mount through the Recruit-a-Friend program. | | X | X |
| Friends In High Places | Obtain a Zhevra mount through the Recruit-a-Friend program. | | X | |
| Furious Gladiator | Achieved Furious Gladiator title. | X | | |
| Furious Gladiator's Frost Wyrms | Obtain the Furious Gladiator's Frost Wyrms from Arena Season 6 of Wrath of the Lich King. | | | X |
| General | Earned the title, 'General'. | X | | |
| Grand Black War Mammoth | Obtain a Grand Black War Mammoth. | | | X |
| Grand Marshal | Earned the title, 'Grand Marshal'. | X | | |
| Green Brewfest Stein | Proud owner of the 2009 Vintage Green Brewfest Stein. | X | | |
| Grunt | Earned the title, 'Grunt'. | | | X |
| Hand of A'dal | Earned the title, 'Hand of A'dal'. | X | | |
| Hero of Shattrath | Gained exalted status with The Scryers and The Aldor. | | | X |
| High Warlord | Earned the title, 'High Warlord'. | X | | |
| Insane in the Membrane | Raise your reputation with the areas listed below. | | | X |
| Invincible's Reins | Obtain Invincible from Arthas in Icecrown Citadel. | | X | X |
| It's Over Nine Thousand! | Earn more than 9000 achievement points. | X | | X |

Table 6: Complete listing of WoW achievements with coding, continues to next page

| Title | Description | Achievement | Social | Immersion |
|---|---|-------------|--------|-----------|
| Knight | Earned the title, 'Knight'. | X | | |
| Knight-Captain | Earned the title, 'Knight-Captain'. | X | | |
| Knight-Champion | Earned the title, 'Knight-Champion'. | X | | |
| Knight-Lieutenant | Earned the title, 'Knight-Lieutenant'. | | | X |
| Legionnaire | Earned the title, 'Legionnaire'. | | | X |
| Lieutenant Commander | Earned the title, 'Lieutenant Commander'. | X | | |
| Lieutenant General | Earned the title, 'Lieutenant General'. | X | | |
| Marshal | Earned the title, 'Marshal'. | | | X |
| Master Sergeant | Earned the title, 'Master Sergeant'. | X | | |
| Merciless Gladiator | Achieved Merciless Gladiator title. | X | | |
| Merciless Nether Drake | Obtain the Merciless Nether Drake from Arena Season 2 of The Burning Crusade. | X | | X |
| Murkimus the Gladiator | Proud owner of a Murkimus the Gladiator pet. | X | | |
| Murky | Proud owner of Murky from the 2005 BlizzCon in Anaheim, California. | X | X | |
| Murloc Costume | Proud owner of the Murloc Costume from the 2007 BlizzCon in Anaheim, California. | X | X | |
| Old School Ride | Owner of one of the original epic mounts that are no longer attainable. | X | | X |
| Onyx Panther | Proud owner of an Onyx Panther. | X | | |
| Onyxia's Lair (Level 60) | Defeat the classic, level 60 version of Onyxia. | X | X | |
| Operation: Gnomeregan | You assisted High Tinker Mekkatorque and the Gnomeregan Exiles in the recapture of Gnomeregan's surface. | X | X | |
| Private | Earned the title, 'Private'. | X | | |
| Proof of Demise | Completed the Northrend daily dungeon quests listed below. | X | | X |
| Realm First! Celestial Defender | Participated in the realm first defeat of Algalon the Observer in 25-player mode. | | X | |
| Realm First! Conqueror of Naxxramas | Participated in the realm first defeat of Kel'Thuzad in Naxxramas in 25-player mode. | X | X | X |
| Realm First! Cooking Grand Master | First person on the realm to achieve 450 skill in cooking. | X | | |
| Realm First! Death's Demise | Participated in the realm first defeat of Yogg-Saron without the assistance of any Keepers in 25-player mode. | | X | |
| Realm First! Fall of the Lich King | Participated in the realm first defeat of the Lich King in 25-player heroic mode. | | X | |
| Realm First! First Aid Grand Master | First person on the realm to achieve 450 skill in first aid. | X | | |
| Realm First! Grand Crusader | Participated in the realm first conquest of the Trial of the Grand Crusader with 50 attempts remaining in 25-player mode. | | X | |
| Realm First! Grand Master Alchemist | First person on the realm to achieve 450 skill in alchemy. | X | | |
| Realm First! Grand Master Angler | First person on the realm to achieve 450 skill in fishing. | X | | |
| Realm First! Grand Master Blacksmith | First person on the realm to achieve 450 skill in blacksmithing. | X | | |
| Realm First! Grand Master Enchanter | First person on the realm to achieve 450 skill in enchanting. | X | | |
| Realm First! Grand Master Engineer | First person on the realm to achieve 450 skill in engineering. | X | | |
| Realm First! Grand Master Herbalist | First person on the realm to achieve 450 skill in herbalism. | X | | |
| Realm First! Grand Master Jewelfrafter | First person on the realm to achieve 450 skill in jewelcrafting. | X | | |
| Realm First! Grand Master Leatherworker | First person on the realm to achieve 450 skill in leatherworking. | X | | |
| Realm First! Grand Master Miner | First person on the realm to achieve 450 skill in mining. | X | | |

Table 6: Complete listing of WoW achievements with coding, continues to next page

| Title | Description | Achievement | Social | Immersion |
|------------------------------------|--|-------------|--------|-----------|
| Realm First! Grand Master Scribe | First person on the realm to achieve 450 skill in inscription. | X | | |
| Realm First! Grand Master Skinner | First person on the realm to achieve 450 skill in skinning. | X | | |
| Realm First! Grand Master Tailor | First person on the realm to achieve 450 skill in tailoring. | X | | |
| Realm First! Level 80 | First person on the realm to achieve level 80. | X | | |
| Realm First! Level 80 Blood Elf | First blood elf on the realm to achieve level 80. | X | | |
| Realm First! Level 80 Death Knight | First death knight on the realm to achieve level 80. | X | | |
| Realm First! Level 80 Draenei | First draenei on the realm to achieve level 80. | X | | |
| Realm First! Level 80 Druid | First druid on the realm to achieve level 80. | X | | |
| Realm First! Level 80 Dwarf | First dwarf on the realm to achieve level 80. | X | | |
| Realm First! Level 80 Forsaken | First forsaken on the realm to achieve level 80. | X | | |
| Realm First! Level 80 Gnome | First gnome on the realm to achieve level 80. | X | | |
| Realm First! Level 80 Human | First human on the realm to achieve level 80. | X | | |
| Realm First! Level 80 Hunter | First hunter on the realm to achieve level 80. | X | | |
| Realm First! Level 80 Mage | First mage on the realm to achieve level 80. | X | | |
| Realm First! Level 80 Night Elf | First night elf on the realm to achieve level 80. | X | | |
| Realm First! Level 80 Orc | First orc on the realm to achieve level 80. | X | | |
| Realm First! Level 80 Paladin | First paladin on the realm to achieve level 80. | X | | |
| Realm First! Level 80 Priest | First priest on the realm to achieve level 80. | X | | |
| Realm First! Level 80 Rogue | First rogue on the realm to achieve level 80. | X | | |
| Realm First! Level 80 Shaman | First shaman on the realm to achieve level 80. | X | | |
| Realm First! Level 80 Tauren | First tauren on the realm to achieve level 80. | X | | |
| Realm First! Level 80 Troll | First troll on the realm to achieve level 80. | X | | |
| Realm First! Level 80 Warlock | First warlock on the realm to achieve level 80. | X | | |
| Realm First! Level 80 Warrior | First warrior on the realm to achieve level 80. | X | | |
| Realm First! Level 85 | First person on the realm to achieve level 85. | X | X | |
| Realm First! Level 85 Death Knight | First death knight on the realm to achieve level 85. | X | X | |
| Realm First! Level 85 Druid | First druid on the realm to achieve level 85. | X | X | |
| Realm First! Level 85 Hunter | First hunter on the realm to achieve level 85. | X | X | |
| Realm First! Level 85 Mage | First mage on the realm to achieve level 85. | X | X | |
| Realm First! Level 85 Paladin | First paladin on the realm to achieve level 85. | X | X | |
| Realm First! Level 85 Priest | First priest on the realm to achieve level 85. | X | X | |
| Realm First! Level 85 Rogue | First rogue on the realm to achieve level 85. | X | X | |
| Realm First! Level 85 Shaman | First shaman on the realm to achieve level 85. | X | X | |
| Realm First! Level 85 Warlock | First warlock on the realm to achieve level 85. | X | X | |
| Realm First! Level 85 Warrior | First warrior on the realm to achieve level 85. | X | X | |
| Realm First! Magic Seeker | Participated in the realm first defeat of Malygos in 25-player mode. | X | X | X |

Table 6: Complete listing of WoW achievements with coding, continues to next page

| Title | Description | Achievement | Social | Immersion |
|--|--|-------------|--------|-----------|
| Realm First! Northrend Vanguard | First player on the realm to gain exalted reputation with the Argent Crusade, Wyrmmrest Accord, Kirin Tor and Knights of the Ebon Blade. | X | | |
| Realm First! Obsidian Slayer | Participated in the realm first defeat of Sartharion the Onyx Guardian in 25-player mode. | X | X | |
| Reins of the Raven Lord | Obtain the Reins of the Raven Lord from Anzu in Sethekk Halls. | X | | X |
| Relentless Gladiator | Achieved Relentless Gladiator title. | X | | |
| Relentless Gladiator's Frost Wyrm | Obtain the Relentless Gladiator's Frost Wyrm from Arena Season 7 of Wrath of the Lich King. | | | X |
| Scarab Lord | Opened the gates of Ahn'Qiraj. | X | | X |
| Scout | Earned the title, 'Scout'. | X | | |
| Senior Sergeant | Earned the title, 'Senior Sergeant'. | X | | |
| Sergeant | Earned the title, 'Sergeant'. | X | | |
| Sergeant | Earned the title, 'Sergeant'. | X | | X |
| Sergeant Major | Earned the title, 'Sergeant Major'. | X | | |
| Shadowmourne | Wielder of Shadowmourne. | X | | |
| Spirit of Competition | Proud owner of a Spirit of Competition pet from the 2008 Spirit of Competition event. | | X | X |
| Stone Guard | Earned the title, 'Stone Guard'. | X | | |
| Sulfuras, Hand of Ragnaros | Wielder of Sulfuras, Hand of Ragnaros. | X | | |
| Swift Flight Form | Completed the druid quest to obtain Swift Flight Form. | X | | X |
| Swift Nether Drake | Obtain the Swift Nether Drake from Arena Season 1 of The Burning Crusade. | X | | X |
| Swift Razzashi Raptor | Obtain the Swift Razzashi Raptor from Bloodlord Mandokir in Zul'Gurub. | X | | X |
| Swift White Hawkstrider | Obtain the Swift White Hawkstrider from Kael'thas Sunstrider in Magister's Terrace. | X | | X |
| Swift Zulian Tiger | Obtain the Swift Zulian Tiger from High Priest Thekal in Zul'Gurub. | X | | X |
| Tabard of the Argent Dawn | Obtained a Tabard of the Argent Dawn from the Scourge Invasion event. | | X | X |
| Tabard of the Protector | Obtained a Tabard of the Protector from the Dark Portal event. | | X | X |
| The Fifth Element | Obtain an Aqual Quintessence. | | | X |
| The Horseman's Reins | Obtain The Horseman's Reins from The Headless Horseman in the Scarlet Monastery during Hallow's End. | X | | X |
| The Marine Marine | Proud owner of Grunty's Heavy Murloc Egg from the 2009 BlizzCon. | X | | |
| Thori'dal, the Stars' Fury | Wielder of Thori'dal, the Stars' Fury. | X | | |
| Thunderfury, Blessed Blade of the Windseeker | Wielder of Thunderfury, Blessed Blade of the Windseeker. | X | | |
| Timear Foresees | Complete the Northrend daily dungeon quests listed below. | X | | X |
| Tripping the Rifts | Destroyed one of each type of elemental rift during the Cataclysm launch event. | X | X | X |
| Tyrael's Hilt | Proud owner of Tyrael's Hilt from the 2008 World Wide Invitational in Paris, France. | X | X | |
| Val'anyr, Hammer of Ancient Kings | Wielder of Val'anyr, Hammer of Ancient Kings. | X | | |
| Vampire Hunter | Slew Prince Tennis Mirkblood and acquired his Vampiric Batling pet. | X | | |
| Vengeful Gladiator | Achieved Vengeful Gladiator title. | X | | |
| Vengeful Nether Drake | Obtain the Vengeful Nether Drake from Arena Season 3 of The Burning Crusade. | X | | X |
| Venomhide Ravasaur | Obtain a Venomhide Ravasaur. | | | X |
| Warglaives of Azzinoth | Wielder of a set of Warglaives of Azzinoth. | X | | |
| Warlord | Earned the title, 'Warlord'. | X | | |
| Why? Because It's Red | Obtain a Red Qiraji Resonating Crystal. | | | X |

Table 6: Complete listing of WoW achievements with coding, continues to next page

| Title | Description | Achievement | Social | Immersion |
|--|--|-------------|--------|-----------|
| Winterspring Frostsaber | Obtain a Winterspring Frostsaber. | | | X |
| WoW's 4th Anniversary | Logged in during WoW's 4th Anniversary. | | | X |
| WoW's 5th Anniversary | Logged in during WoW's 5th Anniversary. | | | X |
| Wrathful Gladiator | Achieved Wrathful Gladiator title. | X | | |
| Wrathful Gladiator's Frost Wurm | Obtain the Wrathful Gladiator's Frost Wurm from Arena Season 8 of Wrath of the Lich King. | | | |
| Yellow Brewfest Stein | Proud owner of the 2007 Vintage Yellow Brewfest Stein. | | | X |
| Zalazane's Fall | You assisted Vol'jin in the final defeat of Zalazane, recapturing the Echo Isles for the Dark-spear trolls. | X | X | |
| Armored Brown Bear | Obtain an Armored Brown Bear from Mei Francis in Dalaran. | | | X |
| Can I Keep Him? | Obtain a companion pet. | | | X |
| Did Somebody Order a Knuckle Sandwich? | Raise your unarmed skill to 400. | X | | |
| Dual Talent Specialization | Visit your class trainer when you are at least level 30 and activate your Dual Talent Specialization. | X | | |
| Epic | Equip an epic item in every slot with a minimum item level of 213. | | | X |
| Fast and Furious | Learn the journeyman riding skill. | X | | X |
| Filling Up The Barn | Obtain 25 mounts. | X | | |
| Friend or Fowl? | Slay 15 turkeys in 3 minutes. | X | | |
| Get to the Choppa! | Obtain a Mekgineer's Chopper or a Mechano-hog. | | | X |
| Giddy Up! | Learn the apprentice riding skill. | X | | X |
| Going Down? | Fall 65 yards without dying. | X | | X |
| Got My Mind On My Money | Loot 100 gold. | X | | |
| Got My Mind On My Money | Loot 1,000 gold. | X | | |
| Got My Mind On My Money | Loot 5,000 gold. | X | | |
| Got My Mind On My Money | Loot 10,000 gold. | X | | |
| Got My Mind On My Money | Loot 25,000 gold. | X | | |
| Greedy | Win a greed roll on a superior or better item above level 185 by rolling 100. | | | X |
| Higher Learning | Read the volumes of 'The Schools of Arcane Magic' found in Dalaran listed below. | | | X |
| Into The Wild Blue Yonder | Learn the expert riding skill. | X | | X |
| It's Happy Hour Somewhere | Drink 25 different types of beverages. | | | X |
| Leading the Cavalry | Obtain 50 mounts. | X | | |
| Level 10 | Reach level 10. | X | | |
| Level 20 | Reach level 20. | X | | |
| Level 30 | Reach level 30. | X | | |
| Level 40 | Reach level 40. | X | | |
| Level 50 | Reach level 50. | X | | |
| Level 60 | Reach level 60. | X | | |
| Level 70 | Reach level 70. | X | | |
| Level 80 | Reach level 80. | X | | |
| Level 85 | Reach level 85. | X | | |
| Lil' Game Hunter | Collect 75 unique companion pets. | | | X |
| Master of Arms | Raise four weapon skills to 400. | X | | |
| Mountain o' Mounts | Obtain 100 mounts. | X | | |
| Mountain o' Mounts | Obtain 100 mounts. | X | | |
| My Sack is 'Gigantique' | Equip Haris Pilton's 'Gigantique' Bag. | | | X |
| Needy | Win a need roll on a superior or better item above level 185 by rolling 100. | | | X |
| Pest Control | Slay the following pests. | X | | |
| Plenty of Pets | Collect 15 unique companion pets. | | | X |
| Plethora of Pets | Collect 25 unique companion pets. | | | X |
| Represent | Equip a tabard. | | | X |
| Ring of the Kirin Tor | Purchase a Signet of the Kirin Tor, Band of the Kirin Tor, Loop of the Kirin Tor, or Ring of the Kirin Tor in Dalaran. | | | X |

Table 6: Complete listing of WoW achievements with coding, continues to next page

| Title | Description | Achievement | Social | Immersion |
|---|--|-------------|--------|-----------|
| Safe Deposit | Buy 7 additional bank slots. | X | | |
| Shave and a Haircut | Visit a Barber Shop and get your hair cut. | | | X |
| Shop Smart, Pet...Smart | Shop Collect 50 unique companion pets. | | | X |
| Stable Keeper | Obtain 10 mounts. | X | | |
| Superior | Equip a superior item in every slot with a minimum item level of 187. | | | X |
| Tastes Like Chicken | Sample 50 different kinds of Azeroth's delectable dishes. | | | X |
| Ten Tabards | Equip 10 unique tabards. | | | X |
| The Right Stuff | Learn the artisan riding skill. | X | | X |
| To All The Squirrels I've Loved Before | Show the critters of Azeroth how much you /love them. | | | X |
| To All The Squirrels Who Shared My Life | Show more critters of Azeroth how much you /love them. | | | X |
| Traveler's Tundra Mammoth | Obtain a Traveler's Tundra Mammoth from Mei Francis in Dalaran. | | | X |
| Twenty-Five Tabards | Equip 25 unique tabards. | | | X |
| Well Read | Read the books listed below. | | | X |
| Wooly Mammoth | Obtain a Wooly Mammoth from Mei Francis in Dalaran. | | | X |
| 100 Honorable Kills | Get 100 honorable kills. | X | | |
| 1000 Honorable Kills | Get 1000 honorable kills. | X | | |
| 10000 Honorable Kills | Get 10000 honorable kills. | X | | |
| 100000 Honorable Kills | Get 100000 honorable kills. | X | | |
| 25000 Honorable Kills | Get 25000 honorable kills. | X | | |
| 500 Honorable Kills | Get 500 honorable kills. | X | | |
| 5000 Honorable Kills | Get 5000 honorable kills. | X | | |
| 50000 Honorable Kills | Get 50000 honorable kills. | X | | |
| An Honorable Kill | Achieve an honorable kill. | X | | |
| Battlemaster | Complete the battleground achievements listed below. | X | | |
| Battlemaster | Complete the battleground achievements listed below. | X | | |
| Bleeding Bloodhoof | Kill Baine Bloodhoof. | X | | |
| Call in the Cavalry | Obtain one of the war mounts through the honor system. | X | | |
| Call to Arms! | Complete 100 battlegrounds at max level. | X | | |
| Call to Arms! | Complete 100 battlegrounds at max level. | X | | |
| City Defender | Kill 50 enemy players in any of your home cities. | X | | |
| City Defender | Kill 50 enemy players in any of your home cities. | X | | |
| Damage Control | Do 300,000 damage or healing in a single battle in any battleground. The damage or healing must be done to a player. | X | | |
| Death to the Warchief! | Kill Garrosh Hellscream. | X | | |
| Downing the Dark Lady | Kill Lady Sylvanas Windrunner. | X | | |
| Duel-icious | Win a duel against another player. | | X | |
| For The Alliance! | Slay the leaders of the Horde. | X | | |
| For The Horde! | Slay the leaders of the Alliance. | X | | |
| Freedom of the Alliance | Obtain an Insignia or Medallion of the Alliance. | X | | |
| Freedom of the Horde | Obtain an Insignia or Medallion of the Horde. | X | | |
| Grizzled Veteran | Complete the Grizzly Hills PvP daily quests listed below. | X | | |
| Grizzled Veteran | Complete the Grizzly Hills PvP daily quests listed below. | X | | |
| Gurubashi Arena Master | Complete Short John Mithril's quest to obtain the Arena Grand Master trinket. | X | | |
| Gurubashi Arena Master | Loot the Arena Master trinket from the Gurubashi Arena. | X | | |
| Immortal No More | Kill High Priestess Tyrande Whisperwind. | X | | |
| Killed in Quel'Thalas | Kill Lor'themar Theron. | X | | |

Table 6: Complete listing of WoW achievements with coding, continues to next page

| Title | Description | Achievement | Social | Immersion |
|---|--|-------------|--------|-----------|
| Know Thy Enemy | Get an honorable, killing blow on six different races. | X | | |
| Know Thy Enemy | Get an honorable, killing blow on six different races. | X | | |
| Make Love, Not Warcraft | Emote /hug on a dead enemy before they release corpse. | | X | |
| Overthrow the Council | Kill Representatives Moira Thaurissan, Muradin Bronzebeard and Falstad Wildhammer. | X | | |
| Putting Out the Light | Kill Prophet Velen. | X | | |
| Storming Stormwind | Kill King Varian Wrynn. | X | | |
| That Takes Class | Get an honorable, killing blow on one of each class. | X | | |
| The Conqueror | Raise your reputation values in Warsong Gulch, Arathi Basin and Alterac Valley to Exalted. | X | | |
| The Grim Reaper | Get 30 Honorable Kills in a single battle in any battleground. | X | | |
| The Justicar | Raise your reputation values in Warsong Gulch, Arathi Basin and Alterac Valley to Exalted. | X | | |
| Wrath of the Alliance | Kill 5 Horde players in each of the cities listed below. | X | | |
| Wrath of the Horde | Kill 5 Alliance players in each of the cities listed below. | X | | |
| Wrecking Ball | Get 20 killing blows without dying in a single battle in any battleground. | X | | |
| 100 Quests Completed | Complete 100 quests. | X | | |
| 1000 Daily Quests Complete | Complete 1000 daily quests. | X | | |
| 1000 Quests Completed | Complete 1000 quests. | X | | |
| 1500 Quests Completed | Complete 1500 quests. | X | | |
| 20 Dungeon Quests Completed | Complete 20 dungeon quests. | X | | |
| 200 Daily Quests Complete | Complete 200 daily quests. | X | | |
| 2000 Quests Completed | Complete 2000 quests. | X | | |
| 250 Quests Completed | Complete 250 quests. | X | | |
| 3000 Quests Completed | Complete 3000 quests. | X | | |
| 5 Daily Quests Complete | Complete 5 daily quests. | X | | |
| 5 Dungeon Quests Completed | Complete 5 dungeon quests. | X | | |
| 50 Daily Quests Complete | Complete 50 daily quests. | X | | |
| 50 Quests Completed | Complete 50 quests. | X | | |
| 500 Daily Quests Complete | Complete 500 daily quests. | X | | |
| 500 Quests Completed | Complete 500 quests. | X | | |
| A Simple Re-Quest | Complete a daily quest every day for five consecutive days. | X | | |
| Hemet Nesingwary: The Collected Quests | Complete the Green Hills of Stranglethorn, Hills Like White Elekk and Snows of Northrend achievements. | X | | |
| Of Blood and Anguish | Complete the Ring of Blood quests in Nagrand and the Ampitheater of Anguish quests in Zul'Drak. | X | | |
| The Bread Winner | Make 10,000 gold from quest rewards. | X | | |
| The First Rule of Ring of Blood is You Don't Talk About Ring of Blood | Complete the Ring of Blood, Amphitheater of Anguish and Crucible of Carnage. | X | | |
| The Loremaster | Complete the quest achievements listed below. | X | | |
| The Loremaster | Complete the quest achievements listed below. | X | | |
| Explore Cataclysm | Explore the regions exposed by the Cataclysm. | | | X |
| Explore Eastern Kingdoms | Explore the regions of Eastern Kingdoms. | | | X |
| Explore Kalimdor | Explore the regions of Kalimdor. | | | X |
| Explore Northrend | Explore the regions of Northrend. | | | X |
| Explore Outland | Explore the regions of Outland. | | | X |
| World Explorer | Explore Eastern Kingdoms, Kalimdor, Outland and Northrend. | | | X |

Table 6: Complete listing of WoW achievements with coding, continues to next page

| Title | Description | Achievement | Social | Immersion |
|-------------------------------------|--|--------------------|---------------|------------------|
| Brewmaster | Complete the Brewfest achievements listed below. | X | | X |
| Brewmaster | Complete the Brewfest achievements listed below. | X | | X |
| Dead Man's Party | Dance with Catrina to become a skeleton during the Day of the Dead. | | | X |
| Fool For Love | Complete the Love is in the Air achievements listed below. | X | | X |
| Fool For Love | Complete the Love is in the Air achievements listed below. | X | | X |
| For The Children | Complete the Children's Week achievements listed below. | X | | X |
| Hallowed Be Thy Name | Complete the Hallow's End achievements listed below. | X | | X |
| Hallowed Be Thy Name | Complete the Hallow's End achievements listed below. | X | | X |
| Merrymaker | Complete the Winter Veil achievements listed below. | X | | X |
| Merrymaker | Complete the Winter Veil achievements listed below. | X | | X |
| Noble Gardener | Complete the Noblegarden achievements listed below. | X | | X |
| Noble Gardener | Complete the Noblegarden achievements listed below. | X | | X |
| Pilgrim | Complete the Pilgrim's Bounty achievements listed below. | X | | X |
| Pilgrim | Complete the Pilgrim's Bounty achievements listed below. | X | | X |
| The Captain's Booty | Drink with the Dread Captain Demeza to join her crew during Pirates' Day. | | | X |
| The Flame Keeper | Complete the Midsummer achievements listed below. | X | | X |
| The Flame Warden | Complete the Midsummer achievements listed below. | X | | X |
| To Honor One's Elders | Complete the Lunar Festival achievements listed below. | X | | X |
| What A Long, Strange Trip It's Been | Complete the world events achievements listed below. | X | X | X |
| What A Long, Strange Trip It's Been | Complete the world events achievements listed below. | X | X | X |
| 'Tis the Season | During the Feast of Winter Veil, wear 3 pieces of winter clothing and eat Graccu's Mince Meat Fruitcake. | | | X |
| A Frosty Shake | During the Feast of Winter Veil, use your Winter Veil Disguise kit to become a snowman and then dance with another snowman in Dalaran. | X | | X |
| BB King | Pelt the enemy leaders listed below. | X | | |
| BB King | Pelt the enemy leaders listed below. | X | | |
| Bros. Before Ho Ho Ho's | Use Mistletoe on the Horde 'Brothers' during the Feast of Winter Veil. | X | | X |
| Bros. Before Ho Ho Ho's | Use Mistletoe on the Alliance 'Brothers' during the Feast of Winter Veil. | X | | X |
| Crashin' & Thrashin' | Gain 25 crashes with your Crashin' Thrashin' Racer during the Feast of Winter Veil. | | | X |
| Fa-la-la-la-Ogri'la | Complete the Bomb Them Again! quest while mounted on a flying reindeer during the Feast of Winter Veil. | | | X |
| He Knows If You've Been Naughty | Open one of the presents underneath the Winter Veil tree once they are available. | X | | X |
| Let It Snow | During the Feast of Winter Veil, use a Handful of Snowflakes on each of the race/class combinations listed below. | X | | X |
| On Metzen! | Save Metzen the Reindeer. | | | X |

Table 6: Complete listing of WoW achievements with coding, continues to next page

| Title | Description | Achievement | Social | Immersion |
|---------------------------------------|---|-------------|--------|-----------|
| Scrooge | Throw a snowball at Baine Bloodhoof during the Feast of Winter Veil. | | | X |
| Scrooge | Throw a snowball at Muradin Bronzebeard during the Feast of Winter Veil. | | | X |
| Simply Abominable | Complete the quest to retrieve Smokywood Pastures' stolen treats and receive a Smokywood Pastures' Thank You. | | | X |
| The Winter Veil Gourmet | During the Feast of Winter Veil, use your culinary expertise to produce a Gingerbread Cookie, Egg Nog and Hot Apple Cider. | X | | X |
| With a Little Helper from My Friends | Earn 50 honorable kills as a Little Helper from the Winter Wondervolt machine. | X | | X |
| A Mask for All Occasions | Collect the 24 unique Masks listed below. | | | X |
| Bring Me The Head of... Oh Wait | Kill the Headless Horseman. | | | X |
| Check Your Head | Use Weighted Jack-o'-Lanterns to put pumpkin heads on each of the races listed below. | | | X |
| G.N.E.R.D. Rage | Earn 10 honorable kills while under the influence of the G.N.E.R.D. buff. It's a slap in the face! | X | | |
| Out With It | Eat so many Tricky Treats that you get an upset tummy. | | | X |
| Rotten Hallow | Ruin Hallow's End for the Horde and foil their attempts to wreck the Alliance celebration by completing the following quests. | X | X | X |
| Rotten Hallow | Ruin Hallow's End for the Alliance and foil their attempts to wreck the Horde celebration by completing the following quests. | X | X | X |
| Sinister Calling | Obtain a Sinister Squashling pet and Hallowed Helm. | | | X |
| That Sparkling Smile | Show off your sparkling smile by using a Tooth Pick. | | | X |
| The Mask Task | Obtain a Mask during Hallow's End. | X | | X |
| The Masquerade | Get transformed by the Hallowed Wands listed below. | | | X |
| The Savior of Hallow's End | Complete one of the quests to save a village from the Headless Horseman. | | | X |
| Trick or Treat! | Receive a handful of treats from one of the Candy Buckets located in an inn. | | | X |
| Tricks and Treats of Azeroth | Complete the Kalimdor, Eastern Kingdoms and Outland Tricks and Treats achievements. | | | X |
| Tricks and Treats of Azeroth | Complete the Kalimdor, Eastern Kingdoms and Outland Tricks and Treats achievements. | | | X |
| Tricks and Treats of Eastern Kingdoms | Visit the Candy Buckets in Eastern Kingdoms. | | | X |
| Tricks and Treats of Eastern Kingdoms | Visit the Candy Buckets in Eastern Kingdoms. | | | X |
| Tricks and Treats of Kalimdor | Visit the Candy Buckets in Kalimdor. | | | X |
| Tricks and Treats of Kalimdor | Visit the Candy Buckets in Kalimdor. | | | X |
| Tricks and Treats of Outland | Visit the Candy Buckets in Outland. | | | X |
| Tricks and Treats of Outland | Visit the Candy Buckets in Outland. | | | X |
| Blushing Bride | Kiss someone wearing an Elegant Dress while wearing a White Tuxedo Shirt and Black Tuxedo Pants. | X | X | |
| Chocoholic | Eat 100 Noblegarden Chocolates during the Noblegarden celebration. | | | X |
| Chocolate Lover | Eat 25 Noblegarden Chocolates during the Noblegarden celebration. | | | X |

Table 6: Complete listing of WoW achievements with coding, continues to next page

| Title | Description | Achievement | Social | Immersion |
|----------------------------------|---|-------------|--------|-----------|
| Desert Rose | Use Spring Robes to plant a flower in each of the deserts listed below. | | | X |
| Dressed for the Occasion | Discover an Elegant Dress by opening Brightly Colored Eggs during the Noblegarden celebration. | | | X |
| Hard Boiled | Lay an egg in Un'Goro Crater's Golakka Hot Springs as a rabbit during the Noblegarden celebration. | | | X |
| I Found One! | Find a Brightly Colored Egg. | | | X |
| Noble Garden | Hide a Brightly Colored Egg in Silvermoon City. | | X | X |
| Noble Garden | Hide a Brightly Colored Egg in Stormwind City. | | X | X |
| Shake Your Bunny-Maker | Use Spring Flowers to place rabbit ears upon females of at least 18th level. | | | X |
| Spring Fling | Find your pet Spring Rabbit another one to love in each of the towns listed below. | | | X |
| Spring Fling | Find your pet Spring Rabbit another one to love in each of the towns listed below. | | | X |
| Sunday's Finest | Discover the White Tuxedo Shirt and Black Tuxedo Pants by opening Brightly Colored Eggs during the Noblegarden celebration. | | | X |
| 10 Coins of Ancestry | Receive 10 Coins of Ancestry. | | | X |
| 25 Coins of Ancestry | Receive 25 Coins of Ancestry. | | | X |
| 5 Coins of Ancestry | Receive 5 Coins of Ancestry. | | | X |
| 50 Coins of Ancestry | Receive 50 Coins of Ancestry. | | | X |
| A Coin of Ancestry | Receive a Coin of Ancestry. | | | X |
| Elders of Eastern Kingdoms | Honor the Elders which are located in Eastern Kingdoms | X | | X |
| Elders of Kalimdor | Honor the Elders which are located in Kalimdor. | X | | X |
| Elders of Northrend | Honor the Elders which are located in Northrend. | | | X |
| Elders of the Alliance | Honor the Elders which are located in the Alliance capital cities. | X | | X |
| Elders of the Dungeons | Honor the Elders which are located inside the dungeons. | X | | X |
| Elders of the Horde | Honor the Elders which are located in the Horde capital cities. | X | | X |
| Elune's Blessing | Complete the Elune's Blessing quest by defeating Omen. | X | | X |
| Frenzied Firecracker | Shoot off 10 Festival Firecrackers in 30 seconds or less. | | | X |
| Lunar Festival Finery | Purchase a festive pant suit or festive dress with Coins of Ancestry. | | | X |
| The Rocket's Red Glare | Shoot off 10 Red Rocket Clusters in 25 seconds or less. | | | X |
| Burning Hot Pole Dance | Dance at the ribbon pole for 60 seconds while wearing completed Midsummer set. | | | X |
| Desecration of the Alliance | Complete the Extinguishing Eastern Kingdoms, Kalimdor and Outland achievements. | X | | |
| Desecration of the Horde | Complete the Extinguishing Eastern Kingdoms, Kalimdor and Outland achievements. | X | | |
| Extinguishing Eastern Kingdoms | Desecrate the Horde's bonfires in Eastern Kingdoms. | X | X | X |
| Extinguishing Eastern Kingdoms | Desecrate the Alliance's bonfires in Eastern Kingdoms. | X | X | X |
| Extinguishing Kalimdor | Desecrate the Horde's bonfires in Kalimdor. | X | X | X |
| Extinguishing Kalimdor | Desecrate the Alliance's bonfires in Kalimdor. | X | X | X |
| Extinguishing Outland | Desecrate the Horde's bonfires in Outland. | X | X | X |
| Extinguishing Outland | Desecrate the Alliance's bonfires in Outland. | X | X | X |
| Flame Keeper of Eastern Kingdoms | Honor the flames of Eastern Kingdoms. | X | | X |
| Flame Keeper of Kalimdor | Honor the flames of Kalimdor. | X | | X |
| Flame Keeper of Outland | Honor the flames of Outland. | X | | X |

Table 6: Complete listing of WoW achievements with coding, continues to next page

| Title | Description | Achievement | Social | Immersion |
|----------------------------------|---|-------------|--------|-----------|
| Flame Warden of Eastern Kingdoms | Honor the flames of Eastern Kingdoms. | X | | X |
| Flame Warden of Kalimdor | Honor the flames of Kalimdor. | X | | X |
| Flame Warden of Outland | Honor the flames of Outland. | X | | X |
| Ice the Frost Lord | Slay Ahune in the Slave Pens. | | | X |
| King of the Fire Festival | Complete the quest, 'A Thief's Reward', by stealing the flames from your enemy's capital cities. | X | | |
| The Fires of Azeroth | Complete the Flame Warden of Eastern Kingdoms, Kalimdor and Outland achievements. | X | | |
| The Fires of Azeroth | Complete the Flame Keeper of Eastern Kingdoms, Kalimdor and Outland achievements. | X | | |
| Torch Juggler | Juggle 40 torches in 15 seconds in Dalaran. | X | | X |
| Brew of the Month | Join the Brew of the Month club. | | | X |
| Brew of the Year | Sample 12 beers featured in the Brew of the Month club. | | | X |
| Direbrewfest | Kill Coren Direbrew. | | | X |
| Disturbing the Peace | While wearing 3 pieces of Brewfest clothing, get completely smashed and dance in Dalaran. | | | X |
| Does Your Wolpertinger Linger? | Obtain a Wolpertinger pet. | | | X |
| Down With The Dark Iron | Defend the Brewfest camp from the Dark Iron attack and complete the quest, 'This One Time, When I Was Drunk...' | | | X |
| Drunken Stupor | Fall 65 yards without dying while completely smashed during the Brewfest Holiday. | | | X |
| Have Keg, Will Travel | Obtain a Brewfest mount, or transform yours into one using Brewfest Hops. | | | X |
| Strange Brew | Drink the Brewfest beers listed below. | | | X |
| Strange Brew | Drink the Brewfest beers listed below. | | | X |
| The Brewfest Diet | Eat 8 of the Brewfest foods listed below. | | | X |
| Aw, Isn't It Cute? | Obtain one of the Children's Week reward pets. | X | | X |
| Bad Example | Eat the sweets listed below while your orphan is watching. | X | | X |
| Daily Chores | Complete five daily quests with your orphan out. | X | | X |
| Hail To The King, Baby | Defeat King Ymiron in Utgarde Pinnacle with your orphan out. | X | | X |
| Home Alone | Use your Hearthstone while your orphan is with you. | X | | X |
| School of Hard Knocks | Take your orphan into the battlegrounds and complete the feats listed below. | X | | X |
| Veteran Nanny | Acquire Egbert's Egg, Sleepy Willy, and Elekk Training Collar on one character. | | | X |
| Brutally Dedicated | Win 300 ranked arena matches. | X | X | |
| Challenger | Earn the Challenger title in an arena season. | X | X | |
| Duelist | Earn the Duelist title in an arena season. | X | X | |
| Gladiator | Earn the Gladiator title in an arena season. | X | X | |
| High Five: 1550 | Earn a 1550 personal rating in the 5v5 bracket of the arena. | X | X | |
| High Five: 1750 | Earn a 1750 personal rating in the 5v5 bracket of the arena. | X | X | |
| High Five: 2000 | Earn a 2000 personal rating in the 5v5 bracket of the arena. | X | X | |
| High Five: 2200 | Earn a 2200 personal rating in the 5v5 bracket of the arena. | X | X | |
| Hot Streak | Win ten ranked matches in a row. | X | X | |
| Hotter Streak | Win ten ranked matches in a row with a personal rating above 1800. | X | X | |
| Just the Two of Us: 1550 | Earn a 1550 personal rating in the 2v2 bracket of the arena. | X | X | |
| Just the Two of Us: 1750 | Earn a 1750 personal rating in the 2v2 bracket of the arena. | X | X | |

Table 6: Complete listing of WoW achievements with coding, continues to next page

| Title | Description | Achievement | Social | Immersion |
|--|---|-------------|--------|-----------|
| Just the Two of Us: 2000 | Earn a 2000 personal rating in the 2v2 bracket of the arena. | X | X | |
| Just the Two of Us: 2200 | Earn a 2200 personal rating in the 2v2 bracket of the arena. | X | X | |
| Last Man Standing | Be the sole survivor at the end of a ranked 5v5 match. | X | X | |
| Mercilessly Dedicated | Win 100 ranked arena matches. | X | X | |
| Rival | Earn the Rival title in an arena season. | X | X | |
| Step Into The Arena | Win a ranked arena match. | X | X | |
| The Arena Master | Complete the arena achievements listed below. | X | X | |
| Three's Company: 1550 | Earn a 1550 personal rating in the 3v3 bracket of the arena. | X | X | |
| Three's Company: 1750 | Earn a 1750 personal rating in the 3v3 bracket of the arena. | X | X | |
| Three's Company: 2000 | Earn a 2000 personal rating in the 3v3 bracket of the arena. | X | X | |
| Three's Company: 2200 | Earn a 2200 personal rating in the 3v3 bracket of the arena. | X | X | |
| Vengefully Dedicated | Win 200 ranked arena matches. | X | X | |
| World Wide Winner | Win a ranked arena match in Blade's Edge, Nagrand, The Ring of Valor, Dalaran Sewers and the Ruins of Lordaeron. | X | X | |
| 1000 Dungeon & Raid Emblems | Loot 1000 Emblems of Heroism, Valor, Conquest, Triumph or Frost. | X | | |
| 2500 Dungeon & Raid Emblems | Loot 2500 Emblems of Heroism, Valor, Conquest, Triumph or Frost. | X | | |
| Champion of the Frozen Wastes | Defeat the dungeon and raid bosses listed below. | X | | |
| Classic Dungeonmaster | Complete the classic dungeon achievements listed below. | X | | |
| Classic Raider | Complete the classic raid achievements listed below. | X | | |
| Earth, Wind & Fire (10 player) | Defeat Archavon the Stone Watcher, Emalon the Storm Watcher, and Koralon the Flame Watcher within 60 seconds of each other in 10-player mode. | X | | |
| Earth, Wind & Fire (25 player) | Defeat Archavon the Stone Watcher, Emalon the Storm Watcher, and Koralon the Flame Watcher within 60 seconds of each other in 25-player mode. | X | | |
| Glory of the Hero | Complete the Heroic Dungeon achievements listed below. | X | | |
| Glory of the Icecrown Raider (10 player) | Complete the 10-player raid achievements listed below. | | X | |
| Glory of the Icecrown Raider (25 player) | Complete the 25-player raid achievements listed below. | | X | |
| Glory of the Raider (10 player) | Complete the 10-player raid achievements listed below. | | X | |
| Glory of the Raider (25 player) | Complete the 25-player raid achievements listed below. | | X | |
| Glory of the Ulduar Raider (10 player) | Complete the 10-player raid achievements listed below. | | X | |
| Glory of the Ulduar Raider (25 player) | Complete the 25-player raid achievements listed below. | | X | |
| Looking For Many | Use the Dungeon Finder tool to finish random heroic dungeons until you have grouped with 50 random players total. | X | | |
| Looking For More | Use the Dungeon Finder tool to finish random heroic dungeons until you have grouped with 10 random players total. | X | | |
| Looking For Multitudes | Use the Dungeon Finder tool to finish random heroic dungeons until you have grouped with 100 random players total. | X | | |

Table 6: Complete listing of WoW achievements with coding, continues to next page

| Title | Description | Achievement | Social | Immersion |
|---------------------------------------|--|-------------|--------|-----------|
| Northrend Dungeon Hero | Complete the heroic Northrend dungeon achievements listed below. | X | | |
| Northrend Dungeonmaster | Complete the Northrend dungeon achievements listed below. | X | | |
| Outland Dungeon Hero | Complete the heroic Burning Crusade dungeon achievements listed below. | X | | |
| Outland Dungeonmaster | Complete the Burning Crusade dungeon achievements listed below. | X | | |
| Outland Raider | Complete the Burning Crusade raid achievements listed below. | X | | |
| More Skills to Pay the Bills | Obtain 525 skill points in Fishing, First Aid, Cooking, and Archaeology. | | | X |
| Professional Artisan | Obtain 300 skill points in a profession. | X | | X |
| Professional Expert | Obtain 225 skill points in a profession. | X | | X |
| Professional Grand Master | Obtain 450 skill points in a profession. | X | | X |
| Professional Illustrious Grand Master | Obtain 525 skill points in a profession. | | | X |
| Professional Journeyman | Obtain 150 skill points in a profession. | X | | |
| Professional Master | Obtain 375 skill points in a profession. | X | | X |
| Skills to Pay the Bills | Obtain 450 skill points in Fishing, First Aid, and Cooking. | X | | X |
| Working Around the Clock | Obtain 525 skill points in two primary professions. | | | X |
| Working Day and Night | Obtain 450 skill points in two primary professions. | X | | X |
| 10 Cooking Awards | Obtain 10 Cooking Awards. | | | X |
| 100 Cooking Awards | Obtain 100 Cooking Awards. | | | X |
| 25 Cooking Awards | Obtain 25 Cooking Awards. | | | X |
| 50 Cooking Awards | Obtain 50 Cooking Awards. | | | X |
| Artisan Cook | Obtain 300 skill points in cooking. | X | | |
| Captain Rumsey's Lager | Brew up some of Captain Rumsey's Lager. | | | X |
| Chef de Cuisine | Learn 160 cooking recipes. | | | X |
| Chef de Partie | Learn 75 cooking recipes. | | | X |
| Cooking Award | Obtain a Cooking Award. | | | X |
| Cooking with Style | Obtain a Chef's Hat. | | | X |
| Critter Gitter | Using Critter Bites, coerce 10 critters to be your pet within 3 minutes or less. | X | | X |
| Dinner Impossible | Present a Great Feast in each of the battlegrounds listed below. | X | | X |
| Expert Cook | Obtain 225 skill points in cooking. | X | | |
| Grand Master Cook | Obtain 450 skill points in cooking. | X | | |
| Hail to the Chef | Complete the cooking achievements listed below. | X | | X |
| Hail to the Chef | Complete the cooking achievements listed below. | X | | X |
| Illustrious Grand Master Cook | Obtain 525 skill points in cooking. | | | X |
| Journeyman Cook | Obtain 150 skill points in cooking. | X | | |
| Kickin' It Up a Notch | Complete each of The Rokk's 4 cooking daily quests listed below. | X | | X |
| Lunch Lady | Learn 25 cooking recipes. | | | X |
| Master Cook | Obtain 375 skill points in cooking. | X | | |
| Our Daily Bread | Complete each of the cooking daily quests offered by Katherine Lee in Dalaran. | X | | X |
| Our Daily Bread | Complete each of the cooking daily quests offered by Awilo Lon'gomba in Dalaran. | X | | X |
| Second That Emotion | Eat each one of the 'emotion' foods listed below. | X | | X |
| Short Order Cook | Learn 50 cooking recipes. | | | X |
| Sous Chef | Learn 100 cooking recipes. | | | X |
| The Cake Is Not A Lie | Bake a Delicious Chocolate Cake. | | | X |
| The Northrend Gourmet | Cook 15 of the Northrend recipes listed below. | X | | X |
| The Northrend Gourmet | Cook 30 of the Northrend recipes listed below. | X | | X |
| The Northrend Gourmet | Cook 45 of the Northrend recipes listed below. | X | | X |
| The Outland Gourmet | Cook each of the Outland cooking recipes listed below. | | | X |

Table 6: Complete listing of WoW achievements with coding, continues to next page

| Title | Description | Achievement | Social | Immersion |
|---------------------------------------|---|-------------|--------|-----------|
| 100 Fish | Fish up 100 items. | | | X |
| 1000 Fish | Fish up 1000 items. | | | X |
| 25 Fish | Fish up 25 items. | | | X |
| 250 Fish | Fish up 250 items. | | | X |
| 50 Fish | Fish up 50 items. | | | X |
| 500 Fish | Fish up 500 items. | | | X |
| A Penny For Your Thoughts | Fish up the copper coins listed below from the Dalaran fountain. | | | X |
| Accomplished Angler | Complete the fishing achievements listed below. | X | | X |
| Artisan Fisherman | Obtain 300 skill points in fishing. | X | | |
| Chasing Marcia | Complete each of Marcia Chase's 5 fishing daily quests listed below. | X | | X |
| Deadliest Catch | Fish up Gahz'ranka in Zul'Gurub using the Mudskunk Lure. | | | X |
| Expert Fisherman | Obtain 225 skill points in fishing. | X | | |
| Fish Don't Leave Footprints | Learn the ability to find fish. | X | | X |
| Grand Master Fisherman | Obtain 450 skill points in fishing. | X | | |
| I Smell A Giant Rat | Fish up the Giant Sewer Rat from The Underbelly in Dalaran. | | | X |
| Illustrious Grand Master Fisherman | Obtain 525 skill points in fishing. | | | X |
| Journeyman Fisherman | Obtain 150 skill points in fishing. | X | | |
| Master Angler of Azeroth | Win the Booty Bay fishing contest or the Kalu'ak Fishing Derby. | | | X |
| Master Fisherman | Obtain 375 skill points in fishing. | X | | |
| Mr. Pinchy's Magical Crawdad Box | Fish your way to Mr. Pinchy's Magical Crawdad Box. | | | X |
| Northrend Angler | Catch a fish in each of the specific nodes listed below. | | | X |
| Old Crafty | Fish up Old Crafty in Orgrimmar. | | | X |
| Old Ironjaw | Fish up Old Ironjaw in Ironforge. | | | X |
| Old Man Barlowed | Complete each of Old Man Barlo's 5 fishing daily quests listed below. | X | | X |
| One That Didn't Get Away | Catch one of the rare fish in the list below. | | | X |
| Outland Angler | Catch a fish in each of the specific nodes listed below. | | | X |
| Silver in the City | Fish up the silver coins listed below from the Dalaran fountain. | | | X |
| The Coin Master | Complete the coin fishing achievements listed below. | X | | X |
| The Fishing Diplomat | Fish something up in Orgrimmar and Stormwind. | X | | X |
| The Lurker Above | Fish up The Lurker Below in Serpentshrine Cavern. | X | | X |
| The Old Gnome and the Sea | Successfully fish from a school. | X | | X |
| The Scavenger | Successfully fish in each of the junk nodes listed below. | | | X |
| There's Gold In That There Fountain | Fish up the gold coins listed below from the Dalaran fountain. | | | X |
| Turtles All the Way Down | Fish up a Sea Turtle mount from any fishing pool in Deepholm, Mount Hyjal, Twilight Highlands, Uldum, or Northrend. | | | X |
| Artisan in First Aid | Obtain 300 skill points in first aid. | X | | |
| Expert in First Aid | Obtain 225 skill points in first aid. | X | | |
| Grand Master in First Aid | Obtain 450 skill points in first aid. | X | | |
| Illustrious Grand Master in First Aid | Obtain 525 skill points in first aid. | | | X |
| Journeyman in First Aid | Obtain 150 skill points in first aid. | X | | |
| Master in First Aid | Obtain 375 skill points in first aid. | X | | |
| Stocking Up | Create 500 Heavy Frostweave Bandages. | X | | |

Table 6: Complete listing of WoW achievements with coding, continues to next page

| Title | Description | Achievement | Social | Immersion |
|------------------------------------|---|-------------|--------|-----------|
| Ultimate Triage | Use a Heavy Frostweave Bandage, or any Ember-silk Bandage, to heal a player who has less than 5% health. | X | X | |
| Be Mine! | Eat the eight 'Bag of Candies' heart candies listed below. | X | | X |
| Charming | Create 12 Lovely Charm Bracelets. | | | X |
| Dangerous Love | Assist the Steamwheedle Cartel in stopping the sinister Crown Chemical Co. plot. | X | | X |
| Fistful of Love | Use a Handful of Rose Petals on each of the race/class combinations listed below. | X | | X |
| Flirt With Disaster | Get completely smashed, put on your best perfume, throw a handful of rose petals on Sraaz and then kiss him. You'll regret it in the morning. | | | X |
| Flirt With Disaster | Get completely smashed, put on your best perfume, throw a handful of rose petals on Jeremiah Payson and then kiss him. You'll regret it in the morning. | | | X |
| I Pitied The Fool Lonely? | Pity the Love Fool in the locations specified below. Enjoy a Buttermilk Delight with someone in Dalaran at a Romantic Picnic during the Love is in the Air celebration. | X | X | X |
| Lovely Luck Is On Your Side | Open a Lovely Dress Box and receive a Lovely Black Dress. | X | | X |
| My Love is Like a Red, Red Rose | Obtain a Bouquet of Red or Ebon Roses during the Love is in the Air celebration. | X | | X |
| Nation of Adoration | Complete the Lovely Charm Bracelet daily quest for each Alliance capital. | X | | X |
| Nation of Adoration | Complete the Lovely Charm Bracelet daily quest for each Horde capital. | X | | X |
| Perma-Peddle | Obtain a permanent Peddlefeet pet by procuring a Truesilver Shafted Arrow. | X | | X |
| Shafted! | Shoot 10 players with the Silver Shafted Arrow. | | | X |
| Sweet Tooth | Sample the Love is in the Air candies listed below. | X | | X |
| The Rocket's Pink Glare | Shoot off 10 Love Rockets in 20 seconds or less. | X | | X |
| Tough Love | Defeat the trio of Crown Chemical Co. apothecaries in Shadowfang Keep. | X | X | |
| 10 Exalted Reputations | Raise 10 reputations to Exalted. | X | | X |
| 15 Exalted Reputations | Raise 15 reputations to Exalted. | X | | X |
| 20 Exalted Reputations | Raise 20 reputations to Exalted. | X | | X |
| 25 Exalted Reputations | Raise 25 reputations to Exalted. | X | | X |
| 30 Exalted Reputations | Raise 30 reputations to Exalted. | X | | X |
| 35 Exalted Reputations | Raise 35 reputations to Exalted. | X | | X |
| 40 Exalted Reputations | Raise 40 reputations to Exalted. | X | | X |
| 5 Exalted Reputations | Raise 5 reputations to Exalted. | X | | X |
| Ambassador of the Alliance | Earn Exalted reputation with all six Alliance factions. | X | | X |
| Ambassador of the Horde | Earn Exalted reputation with all six Horde factions. | X | | X |
| Guardian of Cenarius | Earn exalted status with the Cenarion Circle and Cenarion Expedition. | X | | X |
| Somebody Likes Me | Raise a reputation to Exalted. | X | | X |
| The Argent Champion | Earn exalted status with the Argent Dawn and the Argent Crusade. | X | | X |
| The Diplomat | Raise your reputation level from unfriendly to exalted with Timbermaw Hold, Sporeggar and the Kurenai. | X | | X |
| The Diplomat | Raise your reputation level from unfriendly to exalted with Timbermaw Hold, Sporeggar and The Mag'har. | X | | X |
| Explore Arathi Highlands | Explore Arathi Highlands, revealing the covered areas of the world map. | | | X |

Table 6: Complete listing of WoW achievements with coding, continues to next page

| Title | Description | Achievement | Social | Immersion |
|-----------------------------------|--|--------------------|---------------|------------------|
| Explore Badlands | Explore Badlands, revealing the covered areas of the world map. | | | X |
| Explore Blasted Lands | Explore Blasted Lands, revealing the covered areas of the world map. | | | X |
| Explore Burning Steppes | Explore Burning Steppes, revealing the covered areas of the world map. | | | X |
| Explore Deadwind Pass | Explore Deadwind Pass, revealing the covered areas of the world map. | | | X |
| Explore Dun Morogh | Explore Dun Morogh, revealing the covered areas of the world map. | | | X |
| Explore Duskwood | Explore Duskwood, revealing the covered areas of the world map. | | | X |
| Explore Eastern Plaguelands | Explore Eastern Plaguelands, revealing the covered areas of the world map. | | | X |
| Explore Elwynn Forest | Explore Elwynn Forest, revealing the covered areas of the world map. | | | X |
| Explore Eversong Woods | Explore Eversong Woods, revealing the covered areas of the world map. | | | X |
| Explore Ghostlands | Explore Ghostlands, revealing the covered areas of the world map. | | | X |
| Explore Hillsbrad Foothills | Explore Hillsbrad Foothills, revealing the covered areas of the world map. | | | X |
| Explore Isle of Quel'Danas | Explore Isle of Quel'Danas, revealing the covered areas of the world map. | | | X |
| Explore Loch Modan | Explore Loch Modan, revealing the covered areas of the world map. | | | X |
| Explore Northern Stranglethorn | Explore Northern Stranglethorn, revealing the covered areas of the world map. | | | X |
| Explore Redridge Mountains | Explore Redridge Mountains, revealing the covered areas of the world map. | | | X |
| Explore Searing Gorge | Explore Searing Gorge, revealing the covered areas of the world map. | | | X |
| Explore Silverpine Forest | Explore Silverpine Forest, revealing the covered areas of the world map. | | | X |
| Explore Swamp of Sorrows | Explore Swamp of Sorrows, revealing the covered areas of the world map. | | | X |
| Explore the Cape of Stranglethorn | Explore the Cape of Stranglethorn, revealing the covered areas of the world map. | | | X |
| Explore The Hinterlands | Explore The Hinterlands, revealing the covered areas of the world map. | | | X |
| Explore Tirisfal Glades | Explore Tirisfal Glades, revealing the covered areas of the world map. | | | X |
| Explore Western Plaguelands | Explore Western Plaguelands, revealing the covered areas of the world map. | | | X |
| Explore Westfall | Explore Westfall, revealing the covered areas of the world map. | | | X |
| Explore Wetlands | Explore Wetlands, revealing the covered areas of the world map. | | | X |
| Explore Ashenvale | Explore Ashenvale, revealing the covered areas of the world map. | | | X |
| Explore Azshara | Explore Azshara, revealing the covered areas of the world map. | | | X |
| Explore Azuremyst Isle | Explore Azuremyst Isle, revealing the covered areas of the world map. | | | X |
| Explore Bloodmyst Isle | Explore Bloodmyst Isle, revealing the covered areas of the world map. | | | X |
| Explore Darkshore | Explore Darkshore, revealing the covered areas of the world map. | | | X |
| Explore Desolace | Explore Desolace, revealing the covered areas of the world map. | | | X |

Table 6: Complete listing of WoW achievements with coding, continues to next page

| Title | Description | Achievement | Social | Immersion |
|--------------------------------|---|--------------------|---------------|------------------|
| Explore Durotar | Explore Durotar, revealing the covered areas of the world map. | | | X |
| Explore Dustwallow Marsh | Explore Dustwallow Marsh, revealing the covered areas of the world map. | | | X |
| Explore Felwood | Explore Felwood, revealing the covered areas of the world map. | | | X |
| Explore Feralas | Explore Feralas, revealing the covered areas of the world map. | | | X |
| Explore Moonglade | Explore Moonglade, revealing the covered areas of the world map. | | | X |
| Explore Mulgore | Explore Mulgore, revealing the covered areas of the world map. | | | X |
| Explore Northern Barrens | Explore The Barrens, revealing the covered areas of the world map. | | | X |
| Explore Silithus | Explore Silithus, revealing the covered areas of the world map. | | | X |
| Explore Southern Barrens | Explore The Barrens, revealing the covered areas of the world map. | | | X |
| Explore Stonetalon Mountains | Explore Stonetalon Mountains, revealing the covered areas of the world map. | | | X |
| Explore Tanaris | Explore Tanaris, revealing the covered areas of the world map. | | | X |
| Explore Teldrassil | Explore Teldrassil, revealing the covered areas of the world map. | | | X |
| Explore Thousand Needles | Explore Thousand Needles, revealing the covered areas of the world map. | | | X |
| Explore Un’Goro Crater | Explore Un’Goro Crater, revealing the covered areas of the world map. | | | X |
| Explore Winterspring | Explore Winterspring, revealing the covered areas of the world map. | | | X |
| Bloody Rare | Kill all of the extremely rare and hard to find Outland creatures listed below. | X | | X |
| Explore Blade’s Edge Mountains | Explore Blade’s Edge Mountains, revealing the covered areas of the world map. | | | X |
| Explore Hellfire Peninsula | Explore Hellfire Peninsula, revealing the covered areas of the world map. | | | X |
| Explore Nagrand | Explore Nagrand, revealing the covered areas of the world map. | | | X |
| Explore Netherstorm | Explore Netherstorm, revealing the covered areas of the world map. | | | X |
| Explore Shadowmoon Valley | Explore Shadowmoon Valley, revealing the covered areas of the world map. | | | X |
| Explore Terokkar Forest | Explore Terokkar Forest, revealing the covered areas of the world map. | | | X |
| Explore Zangarmarsh | Explore Zangarmarsh, revealing the covered areas of the world map. | | | X |
| Medium Rare | Kill one of the extremely rare and hard to find Outland creatures listed below. | X | | X |
| Explore Borean Tundra | Explore Borean Tundra, revealing the covered areas of the world map. | | | X |
| Explore Crystalsong Forest | Explore Crystalsong Forest, revealing the covered areas of the world map. | | | X |
| Explore Dragonblight | Explore Dragonblight, revealing the covered areas of the world map. | | | X |
| Explore Grizzly Hills | Explore Grizzly Hills, revealing the covered areas of the world map. | | | X |
| Explore Howling Fjord | Explore Howling Fjord, revealing the covered areas of the world map. | | | X |
| Explore Icecrown | Explore Icecrown, revealing the covered areas of the world map. | | | X |

Table 6: Complete listing of WoW achievements with coding, continues to next page

| Title | Description | Achievement | Social | Immersion |
|-----------------------------|--|-------------|--------|-----------|
| Explore Sholazar Basin | Explore Sholazar Basin, revealing the covered areas of the world map. | | | X |
| Explore Storm Peaks | Explore Storm Peaks, revealing the covered areas of the world map. | | | X |
| Explore Zul'Drak | Explore Zul'Drak, revealing the covered areas of the world map. | | | X |
| Frostbitten | Kill all of the extremely rare and hard to find Northrend creatures listed below. | X | | X |
| Northern Exposure | Kill one of the extremely rare and hard to find Northrend creatures listed below. | X | | X |
| Alterac Grave Robber | Take 50 graveyards in Alterac Valley. | X | | |
| Alterac Valley All-Star | In a single Alterac Valley battle, assault a graveyard, defend a graveyard, assault a tower, defend a tower and slay someone in the Field of Strife. | X | | |
| Alterac Valley Veteran | Complete 100 victories in Alterac Valley. | X | | |
| Alterac Valley Victory | Win Alterac Valley. | X | | |
| Everything Counts | Win Alterac Valley while your team controls both mines. | | X | |
| Everything Counts | Win Alterac Valley while your team controls both mines. | | X | |
| Frostwolf Howler | Obtain a Frostwolf Howler. | X | | |
| Frostwolf Perfection | Win Alterac Valley without losing a tower or captain. You must also control all of the Alliance's towers. | X | | |
| Hero of the Frostwolf Clan | Gain exalted reputation with the Frostwolf Clan. | X | | |
| Hero of the Stormpike Guard | Gain exalted reputation with the Stormpike Guard. | X | | |
| Loyal Defender | In Alterac Valley, kill 50 enemy players in the Hall of the Frostwolf. | X | | |
| Loyal Defender | In Alterac Valley, kill 50 enemy players in the Hall of the Stormpike. | X | | |
| Master of Alterac Valley | Complete the Alterac Valley achievements listed below. | X | | |
| Master of Alterac Valley | Complete the Alterac Valley achievements listed below. | X | | |
| Stormpike Battle Charger | Obtain a Stormpike Battle Charger. | X | | |
| Stormpike Perfection | Win Alterac Valley without losing a tower or captain. You must also control all of the Horde's towers. | X | | |
| The Alterac Blitz | Win Alterac Valley in 6 minutes. | X | | |
| The Sickly Gazelle | In Alterac Valley, kill an enemy in the Field of Strife before they dismount. | X | | |
| To the Looter Go the Spoils | Loot the Autographed Picture of Foror & Tigule in Alterac Valley. | X | | |
| Tower Defense | Defend 50 towers in Alterac Valley. | X | | |
| Arathi Basin All-Star | Assault and Defend 2 bases in a single Arathi Basin match. | X | | |
| Arathi Basin Assassin | Get five honorable kills at each of the bases in a single Arathi Basin battle. | X | | |
| Arathi Basin Perfection | Win Arathi Basin with a score of 1600 to 0. | X | | |
| Arathi Basin Veteran | Complete 100 victories in Arathi Basin. | X | | |
| Arathi Basin Victory | Win Arathi Basin. | X | | |
| Disgracin' The Basin | Assault 3 bases in a single Arathi Basin battle. | X | | |
| Knight of Arathor | Gain exalted reputation with The League of Arathor. | X | | |
| Let's Get This Done | Win Arathi Basin in 6 minutes. | X | | |
| Master of Arathi Basin | Complete the Arathi Basin achievements listed below. | X | | |
| Master of Arathi Basin | Complete the Arathi Basin achievements listed below. | X | | |

Table 6: Complete listing of WoW achievements with coding, continues to next page

| Title | Description | Achievement | Social | Immersion |
|-------------------------------------|--|-------------|--------|-----------|
| Me and the Cappin' Makin' it Happen | Take 50 flags in Arathi Basin. | X | | |
| Overly Defensive | Defend 3 bases in a single Arathi Basin battle. | X | | |
| Resilient Victory | Overcome a 500 resource disadvantage in a match of Arathi Basin and claim victory. | X | | |
| Territorial Dominance | Win 10 Arathi Basin matches while controlling all 5 flags. | X | | |
| The Defiler | Gain exalted reputation with The Forsaken Defilers. | X | | |
| To The Rescue! | Come to the defense of a base in Arathi Basin 50 times by recapping the flag. | X | | |
| We Had It All Along *cough* | Win Arathi Basin by 50 points or less. | X | | |
| Bloodthirsty Berserker | Get a killing blow while under the effects of the berserker buff in Eye of the Storm. | X | | |
| Bound for Glory | In a single Eye of the Storm match, capture the flag 3 times without dying. | X | | |
| Eye of the Storm Domination | Win Eye of the Storm 10 times while holding 4 bases. | X | | |
| Eye of the Storm Veteran | Complete 100 victories in Eye of the Storm. | X | | |
| Eye of the Storm Victory | Win Eye of the Storm. | X | | |
| Flurry | Win Eye of the Storm in under 6 minutes. | X | | |
| Master of Eye of the Storm | Complete the Eye of the Storm achievements listed below. | X | | |
| Storm Capper | Personally carry and capture the flag in Eye of the Storm. | X | | |
| Storm Glory | While your team holds 4 of the bases in Eye of the Storm, personally grab the flag and capture it. | | X | |
| Stormtrooper | Kill 5 flag carriers in a single Eye of the Storm battle. | X | | |
| Stormy Assassin | In a single Eye of the Storm battle, get 5 honorable kills at each of the bases. | X | | |
| Take a Chill Pill | In Eye of the Storm, kill a player who is under the effects of the Berserker power-up. | X | | |
| The Perfect Storm | Win Eye of the Storm with a score of 1600 to 0. | X | | |
| Capture the Flag | Personally carry and capture the flag in Warsong Gulch. | X | | |
| Frenzied Defender | Return 5 flags in a single Warsong Gulch battle. | X | | |
| Ironman | In a single Warsong Gulch battle, carry and capture the flag 3 times without dying. | X | | |
| Master of Warsong Gulch | Complete the Warsong Gulch achievements listed below. | X | | |
| Master of Warsong Gulch | Complete the Warsong Gulch achievements listed below. | X | | |
| Not In My House | In a single Warsong Gulch battle, kill 2 flag carriers before they leave the Silverwing Flag Room. | X | | |
| Not In My House | In a single Warsong Gulch battle, kill 2 flag carriers before they leave the Warsong Flag Room. | X | | |
| Not So Fast | In Warsong Gulch, kill a player who is under the effects of the speed power-up. | X | | |
| Persistent Defender | Return 50 flags as a defender in Warsong Gulch. | X | | |
| Quick Cap | Grab the flag and capture it in under 75 seconds. | X | | |
| Quick Cap | Grab the flag and capture it in under 75 seconds. | X | | |
| Save The Day | Kill the enemy who is carrying your flag in the opposing team's flag room while the opposing team's flag is at their base, within their control. | X | | |
| Silverwing Sentinel | Gain exalted reputation with the Silverwing Sentinels. | X | | |
| Supreme Defender | Kill 100 flag carriers in Warsong Gulch. | X | | |
| Supreme Defender | Kill 100 flag carriers in Warsong Gulch. | X | | |
| Warsong Expedience | Win Warsong Gulch in under 7 minutes. | X | | |

Table 6: Complete listing of WoW achievements with coding, continues to next page

| Title | Description | Achievement | Social | Immersion |
|------------------------------------|--|-------------|--------|-----------|
| Warsong Gulch Perfection | Win Warsong Gulch with a score of 3 to 0. | X | | |
| Warsong Gulch Veteran | Complete 100 victories in Warsong Gulch. | X | | |
| Warsong Gulch Victory | Win Warsong Gulch. | X | | |
| Warsong Outrider | Gain exalted reputation with the Warsong Outriders. | X | | |
| Auchenai Crypts | Defeat Exarch Maladaar. | X | | |
| Gruul's Lair | Defeat Gruul the Dragonkiller in Gruul's Lair. | X | | |
| Hellfire Ramparts | Defeat Omor the Unscarred. | X | | |
| Heroic: Auchenai Crypts | Defeat Exarch Maladaar on Heroic Difficulty. | X | | |
| Heroic: Hellfire Ramparts | Defeat the leaders of Hellfire Ramparts on Heroic Difficulty. | X | | |
| Heroic: Magister's Terrace | Defeat Kael'thas Sunstrider on Heroic Difficulty. | X | | |
| Heroic: Mana-Tombs | Defeat Nexus-Prince Shaffar on Heroic Difficulty. | X | | |
| Heroic: Opening of the Dark Portal | Defeat Aeonus on Heroic Difficulty. | X | | |
| Heroic: Sethekk Halls | Defeat Talon King Ikiss on Heroic Difficulty. | X | | |
| Heroic: Shadow Labyrinth | Defeat Murmur on Heroic Difficulty. | X | | |
| Heroic: The Arcatraz | Defeat Harbinger Skyriiss on Heroic Difficulty. | X | | |
| Heroic: The Blood Furnace | Defeat Keli'dan the Breaker on Heroic Difficulty. | X | | |
| Heroic: The Botanica | Defeat Warp Splinter on Heroic Difficulty. | X | | |
| Heroic: The Escape From Durnholde | Defeat Epoch Hunter on Heroic Difficulty. | X | | |
| Heroic: The Mechanar | Defeat Pathaleon the Calculator on Heroic Difficulty. | X | | |
| Heroic: The Shattered Halls | Defeat Warchief Kargath Bladefist on Heroic Difficulty. | X | | |
| Heroic: The Slave Pens | Defeat Quagmirran on Heroic Difficulty. | X | | |
| Heroic: The Steamvault | Defeat Warlord Kalithresh on Heroic Difficulty. | X | | |
| Heroic: Underbog | Defeat The Black Stalker on Heroic Difficulty. | X | | |
| Karazhan | Defeat Prince Malchezaar in Karazhan. | X | | |
| Magister's Terrace | Defeat Kael'thas Sunstrider. | X | | |
| Magtheridon's Lair | Defeat Magtheridon in Magtheridon's Lair. | X | | |
| Mana-Tombs | Defeat Nexus-Prince Shaffar. | X | | |
| Opening of the Dark Portal | Defeat Aeonus. | X | | |
| Serpentshrine Cavern | Defeat Lady Vashj in Serpentshrine Cavern. | X | | |
| Sethekk Halls | Defeat Talon King Ikiss. | X | | |
| Shadow Labyrinth | Defeat Murmur. | X | | |
| Sunwell Plateau | Defeat Kil'jaeden in Sunwell Plateau. | X | | |
| Tempest Keep | Defeat Kael'thas Sunstrider in Tempest Keep. | X | | |
| The Arcatraz | Defeat Harbinger Skyriiss. | X | | |
| The Battle for Mount Hyjal | Defeat Archimonde in The Battle for Mount Hyjal. | X | | |
| The Black Temple | Defeat Illidan Stormrage in The Black Temple. | X | | |
| The Blood Furnace | Defeat Keli'dan the Breaker. | X | | |
| The Botanica | Defeat Warp Splinter. | X | | |
| The Escape From Durnholde | Defeat Epoch Hunter. | X | | |
| The Mechanar | Defeat Pathaleon the Calculator. | X | | |
| The Shattered Halls | Defeat Warchief Kargath Bladefist. | X | | |
| The Slave Pens | Defeat Quagmirran. | X | | |
| The Steamvault | Defeat Warlord Kalithresh. | X | | |
| Underbog | Defeat The Black Stalker. | X | | |
| Zul'Aman | Defeat Zul'jin in the Zul'Aman raid. | X | X | |
| A Void Dance | Defeat Zuramat the Obliterator in The Violet Hold on Heroic Difficulty without killing any void sentries. | X | | |
| Abuse the Ooze | Defeat Sjonrir the Ironshaper in the Halls of Stone on Heroic Difficulty and kill 5 Iron Sludges during the encounter. | X | | |
| Ahn'kahet: The Old Kingdom | Defeat the bosses in Ahn'kahet: The Old Kingdom. | X | | |

Table 6: Complete listing of WoW achievements with coding, continues to next page

| Title | Description | Achievement | Social | Immersion |
|------------------------------------|--|-------------|--------|-----------|
| Amber Void | Defeat Ley-Guardian Eregos in The Oculus on Heroic Difficulty without anyone in your party using an Amber Drake. | | X | |
| Argent Confessor | On separate visits to the Trial of the Champion, get credit for defeating Argent Confessor Paletress after suppressing five different memories of the past on Heroic Difficulty. | X | | |
| Azjol-Nerub | Defeat the bosses in Azjol-Nerub. | X | | |
| Better Off Dred | Engage King Dred in Drak'Tharon Keep on Heroic Difficulty and slay 6 Drakkari Guttrippers or Drakkari Scytheclaw during his defeat. | X | | |
| Brann Spankin' New | Defeat the Tribunal of Ages encounter in the Halls of Stone on Heroic Difficulty without allowing Brann Bronzebeard to take any damage. | X | | |
| Chaos Theory | Defeat Anomalus in The Nexus on Heroic Difficulty without destroying any Chaotic Rifts. | X | | |
| Consumption Junction | Defeat Trollgore in Drak'Tharon Keep on Heroic Difficulty before Consume reaches ten stacks. | X | | |
| Defenseless | Defeat Cyanigosa in The Violet Hold without using Defense Control Crystals and with Prison Seal Integrity at 100% while in Heroic Difficulty. | X | | |
| Dehydration | Defeat Ichoron in the Violet Hold on Heroic Difficulty without allowing any Ichor Globules to merge. | X | | |
| Doesn't Go to Eleven | Defeat Forgemaster Garfrost in The Pit of Saron on Heroic Difficulty before any player gets 11 stacks of Permafrost. | X | | |
| Don't Look Up | Clear the hallway before Scourgelord Tyrannus in The Pit of Saron on Heroic Difficulty without anyone taking icicle damage on the first try. | X | | |
| Drak'Tharon Keep | Defeat the bosses in Drak'Tharon Keep. | X | | |
| Emerald Void | Defeat Ley-Guardian Eregos in The Oculus on Heroic Difficulty without anyone in your party using an Emerald Drake. | | X | |
| Experienced Drake Rider | On three different visits to The Oculus, get credit for defeating Ley-Guardian Eregos while riding an Amber, Emerald, and Ruby drake on Heroic Difficulty. | | | X |
| Good Grief | Defeat the Maiden of Grief in the Halls of Stone on Heroic Difficulty in 1 minute or less. | X | | |
| Gotta Go! | Defeat Anub'arak in Azjol-Nerub on Heroic Difficulty in 4 minutes or less. | X | | |
| Gundrak | Defeat the bosses in Gundrak. | X | | |
| Hadronox Denied | Defeat Hadronox in Azjol-Nerub on Heroic Difficulty before he webs the top doors and prevents more creatures from spawning. | X | | |
| Halls of Lightning | Defeat the bosses in Halls of Lightning. | X | | |
| Halls of Stone | Defeat the boss encounters in Halls of Stone. | X | | |
| Heroic: Ahn'kahet: The Old Kingdom | Defeat the Ahn'kahet: The Old Kingdom bosses on Heroic Difficulty. | X | | |
| Heroic: Azjol-Nerub | Defeat the Azjol-Nerub bosses on Heroic Difficulty. | X | | |
| Heroic: Drak'Tharon Keep | Defeat the Drak'Tharon Keep bosses on Heroic Difficulty. | X | | |
| Heroic: Gundrak | Defeat the Gundrak bosses on Heroic Difficulty. | X | | |
| Heroic: Halls of Lightning | Defeat the Halls of Lightning bosses on Heroic Difficulty. | X | | |
| Heroic: Halls of Stone | Defeat the boss encounters in the Halls of Stone on Heroic Difficulty. | X | | |
| Heroic: The Culling of Stratholme | Defeat the Caverns of Time: Stratholme bosses on Heroic Difficulty. | X | | |

Table 6: Complete listing of WoW achievements with coding, continues to next page

| Title | Description | Achievement | Social | Immersion |
|-------------------------------------|--|-------------|--------|-----------|
| Heroic: The Forge of Souls | Defeat the bosses in The Forge of Souls on Heroic Difficulty | X | | |
| Heroic: The Halls of Reflection | Defeat the bosses in The Halls of Reflection on Heroic Difficulty. | X | | |
| Heroic: The Nexus | Defeat The Nexus bosses on Heroic Difficulty. | X | | |
| Heroic: The Oculus | Defeat The Oculus bosses on Heroic Difficulty. | X | | |
| Heroic: The Pit of Saron | Defeat the bosses in The Pit of Saron on Heroic Difficulty. | X | | |
| Heroic: The Violet Hold | Defeat Cyanigosa in The Violet Hold on Heroic Difficulty. | X | | |
| Heroic: Trial of the Champion | Defeat the bosses in the Trial of the Champion on Heroic Difficulty. | X | | |
| Heroic: Trial of the Champion | Defeat the bosses in the Trial of the Champion on Heroic Difficulty. | X | | |
| Heroic: Utgarde Keep | Defeat the Utgarde Keep bosses on Heroic Difficulty. | X | | |
| Heroic: Utgarde Pinnacle | Defeat the Utgarde Pinnacle bosses on Heroic Difficulty. | X | | |
| I've Had Worse | Defeat the Black Knight in the Trial of the Champion on Heroic Difficulty without any player in the group being hit by a ghoulish explosion. | X | | |
| Intense Cold | Defeat Keristrasza in The Nexus on Heroic Difficulty without allowing Intense Cold to reach more than two stacks. | X | | |
| King's Bane | Defeat King Ymiron in Utgarde Pinnacle on Heroic Difficulty without anyone in the party triggering Bane. | X | | |
| Less-rabi | Defeat Moorabi in Gundrak on Heroic Difficulty while preventing him from transforming into a mammoth at any point during the encounter. | X | | |
| Lightning Struck | Defeat General Bjarngrim in the Halls of Lightning on Heroic Difficulty while he has a Temporary Electrical Charge. | X | | |
| Lockdown! | Defeat Xevozz, Lavanthor, Ichoron, Zuramat the Obliterator, Erekem, and Moragg in The Violet Hold on Heroic Difficulty. | X | | |
| Lodi Dodi We Loves the Skadi | Defeat Skadi the Ruthless in Utgarde Pinnacle on Heroic Difficulty within 3 minutes of starting the gauntlet event. | X | | |
| Make It Count | Defeat Ley-Guardian Eregos in The Oculus on Heroic Difficulty within 20 minutes of Drakos the Interrogator's death. | | X | |
| My Girl Loves to Skadi All the Time | Defeat Skadi the Ruthless in Utgarde Pinnacle on Heroic Difficulty after having killed Grauf from 100% to dead in a single pass. | X | | |
| Oh Novos! | Defeat Novos the Summoner in Drak'Tharon Keep on Heroic Difficulty without allowing any undead minions to reach the floor. | X | | |
| On The Rocks | Defeat Prince Keleseth in Utgarde Keep on Heroic Difficulty without shattering any Frost Tombs. | X | | |
| Respect Your Elders | Defeat Elder Nadox in Ahn'kahet on Heroic Difficulty without killing any Ahn'kahar Guardians. | X | | |
| Ruby Void | Defeat Ley-Guardian Eregos in The Oculus on Heroic Difficulty without anyone in your party using a Ruby Drake. | | X | |
| Share The Love | Defeat Gal'darah in Gundrak on Heroic Difficulty and have 5 unique party members get impaled throughout the fight. | X | | |
| Shatter Resistant | Defeat Volkhan in the Halls of Lightning on Heroic Difficulty without allowing him to shatter more than 4 Brittle Golems. | X | | |

Table 6: Complete listing of WoW achievements with coding, continues to next page

| Title | Description | Achievement | Social | Immersion |
|---|---|-------------|--------|-----------|
| Snakes. Why'd It Have To Be Snakes? | Defeat Slad'ran in Gundrak on Heroic Difficulty without getting snake wrapped. | X | | |
| Soul Power | Defeat Bronjahm in The Forge of Souls on Heroic Difficulty with at least 4 Corrupted Soul Fragments alive. | X | | |
| Split Personality | Defeat Grand Magus Telestra in The Nexus on Heroic Difficulty after having killed her images within 5 seconds of each other during both splits. | X | | |
| The Culling of Stratholme | Defeat the bosses in Caverns of Time: Stratholme. | X | | |
| The Culling of Time | Defeat the Infinite Corruptor in The Culling of Stratholme on Heroic Difficulty. | X | | |
| The Faceroller | Defeat Eadric the Pure in the Trial of the Champion with his own hammer on Heroic Difficulty. | X | | |
| The Forge of Souls | Defeat the bosses in The Forge of Souls | X | | |
| The Halls of Reflection | Defeat the bosses in The Halls of Reflection. | X | | |
| The Incredible Hulk | Force Svala Sorrowgrave to kill a Scourge Hulk on Heroic Difficulty in Utgarde Pinnacle. | X | | |
| The Nexus | Defeat the bosses in The Nexus. | X | | |
| The Oculus | Defeat the bosses in The Oculus. | X | | |
| The Pit of Saron | Defeat the bosses in The Pit of Saron. | X | | |
| The Violet Hold | Defeat Cyanigosa in The Violet Hold. | X | | |
| Three Faced | Defeat the Devourer of Souls in The Forge of Souls on Heroic Difficulty without him successfully casting Phantom Blast. | X | | |
| Timely Death | Defeat Loken in the Halls of Lightning on Heroic Difficulty in 2 minutes or less. | X | | |
| Trial of the Champion | Defeat the bosses in the Trial of the Champion. | X | | |
| Trial of the Champion | Defeat the bosses in the Trial of the Champion. | X | | |
| Utgarde Keep | Defeat the bosses in Utgarde Keep. | X | | |
| Utgarde Pinnacle | Defeat the bosses in Utgarde Pinnacle. | X | | |
| Volazj's Quick Demise | Defeat Herald Volazj in Ahn'kahet on Heroic Difficulty in 2 minutes or less. | X | | |
| Volunteer Work | Defeat Jedoga Shadowseeker in Ahn'kahet on Heroic Difficulty without killing any Twilight Volunteers. | X | | |
| Watch Him Die | Defeat Krik'thir the Gatewatcher in Azjol-Nerub on Heroic Difficulty while Watcher Gashra, Watcher Narji, and Watcher Silthik are still alive. | X | | |
| We're Not Retreating; We're Advancing in a Different Direction. | Escape from the Lich King in The Halls of Reflection on Heroic Difficulty in under 6 minutes. | X | | |
| What the Eck? | Defeat Gal'darah in Gundrak on Heroic Difficulty while under the effects of Eck Residue. | X | | |
| Zombiefest! | Kill 100 Risen Zombies in 1 minute in The Culling of Stratholme on Heroic Difficulty. | X | | |
| Blackfathom Deep | Defeat Aku'mai. | X | | |
| Blackrock Depths | Defeat Emperor Dagrathaurissan. | X | | |
| Blackwing Lair | Defeat Nefarian. | X | | |
| Deadmines | Defeat 'Captain' Cookie. | X | | |
| Gnomeregan | Defeat Mekgineer Thermaplugg. | X | | |
| King of Dire Maul | Defeat each wing of Dire Maul. | X | | |
| Leeeeeeeeeeeroy! | Kill 50 rookery whelps within 15 seconds. | X | | |
| Lower Blackrock Spire | Defeat Overlord Wyrmathalak. | X | | |
| Maraudon | Defeat Princess Theradras. | X | | |
| Molten Core | Defeat Ragnaros. | X | | |
| Ragefire Chasm | Defeat Taragaman the Hungerer. | X | | |
| Razorfen Downs | Defeat Amnennar the Coldbringer. | X | | |
| Razorfen Kraul | Defeat Charlga Razorflank. | X | | |
| Ruins of Ahn'Qiraj | Defeat Ossirian the Unscarred. | X | | |
| Scarlet Monastery | Defeat the Scarlet Crusade within the Scarlet Monastery. | X | | |

Table 6: Complete listing of WoW achievements with coding, continues to next page

| Title | Description | Achievement | Social | Immersion |
|----------------------------------|--|-------------|--------|-----------|
| Scholomance | Defeat the leaders of Scholomance. | X | | |
| Shadowfang Keep | Defeat Lord Godfrey. | X | | |
| Stormwind Stockade | Defeat Hogger. | X | | |
| Stratholme | Defeat the evil masterminds inhabiting Stratholme. | X | | |
| Sunken Temple | Defeat Shade of Eranikus. | X | | |
| Temple of Ahn'Qiraj | Defeat C'Thun. | X | | |
| Uldaman | Defeat Archaedas. | X | | |
| Upper Blackrock Spire | Defeat General Drakkisath. | X | | |
| Wailing Caverns | Defeat Mutanus the Devourer. | X | | |
| Zul'Farrak | Defeat Chief Ukorz Sandscalp. | X | | |
| Zul'Gurub | Defeat Hakkar. | X | X | |
| Arathi Highlands Quests | Complete 18 quests in Arathi Highlands. | X | | |
| Badlands Quests | Complete 35 quests in Badlands. | X | | |
| Blasted Lands Quests | Complete 35 quests in Blasted Lands. | X | | |
| Burning Steppes Quests | Complete 40 quests in Burning Steppes. | X | | |
| Cape of Stranglethorn Quests | Complete 60 quests in the Cape of Stranglethorn. | X | | |
| Duskwood Quests | Complete 45 quests in Duskwood. | X | | |
| Eastern Plaguelands Quests | Complete 70 quests in Eastern Plaguelands. | X | | |
| Ghostlands Quests | Complete 50 quests in Ghostlands. | X | | |
| Hillsbrad Foothills Quests | Complete 50 quests in Hillsbrad Foothills. | X | | |
| Hinterlands Quests | Complete 30 quests in the Hinterlands. | X | | |
| Loch Modan Quests | Complete 45 quests in Loch Modan. | X | | |
| Loremaster of Eastern Kingdoms | Complete the Eastern Kingdoms quest achievements listed below. | X | | |
| Loremaster of Eastern Kingdoms | Complete the Eastern Kingdoms quest achievements listed below. | X | | |
| Northern Stranglethorn Quests | Complete 50 quests in Northern Stranglethorn. | X | | |
| Redridge Mountains Quests | Complete 40 quests in Redridge Mountains. | X | | |
| Searing Gorge Quests | Complete 35 quests in Searing Gorge. | X | | |
| Silverpine Forest Quests | Complete 55 quests in Silverpine Forest. | X | | |
| Swamp of Sorrows Quests | Complete 25 quests in Swamp of Sorrows. | X | | |
| The Green Hills of Stranglethorn | Complete all of Hemet Nesingwary quests in Stranglethorn Vale up to and including Big Game Hunter. | X | | |
| Western Plaguelands Quests | Complete 45 quests in Western Plaguelands. | X | | |
| Westfall Quests | Complete 35 quests in Westfall. | X | | |
| Wetlands Quests | Complete 40 quests in Wetlands. | X | | |
| Blade's Edge Bomberman | Complete the Bomb Them Again! quest in under 2 minutes 15 seconds while not in a group. | X | | |
| Bombs Away | Complete the Fires Over Skettis quest in under 2 minutes 15 seconds while not in a group. | X | | |
| Hills Like White Elekk | Complete all of Hemet Nesingwary quests in Nagrand up to and including The Ultimate Bloodsport. | X | | |
| Into the Nether | Complete 120 quests in Netherstorm. | X | | |
| Loremaster of Outland | Complete the Outland quest achievements listed below. | X | | |
| Loremaster of Outland | Complete the Outland quest achievements listed below. | X | | |
| Mysteries of the Marsh | Complete 52 quests in Zangarmarsh. | X | | |
| Nagrand Slam | Complete 75 quests in Nagrand. | X | | |
| Nagrand Slam | Complete 85 quests in Nagrand. | X | | |
| On the Blade's Edge | Complete 86 quests in Blade's Edge Mountains. | X | | |
| Shadow of the Betrayer | Complete 90 quests in Shadowmoon Valley. | X | | |
| Terror of Terokkar | Complete 63 quests in Terokkar Forest. | X | | |
| Terror of Terokkar | Complete 68 quests in Terokkar Forest. | X | | |
| To Hellfire and Back | Complete 76 quests in Hellfire Peninsula. | X | | |
| To Hellfire and Back | Complete 86 quests in Hellfire Peninsula. | X | | |

Table 6: Complete listing of WoW achievements with coding, continues to next page

| Title | Description | Achievement | Social | Immersion |
|--------------------------------------|--|-------------|--------|-----------|
| D.E.H.T.A's Little P.I.T.A. | Uphold D.E.H.T.A's beliefs by completing all of the quests up to and including the Assassination of Harold Lane. | X | | |
| Fo' Grizzle My Shizzle | Complete 85 quests in Grizzly Hills. | X | | |
| Fo' Grizzle My Shizzle | Complete 75 quests in Grizzly Hills. | X | | |
| Guru of Drakuru | Complete the main storyline quests involving Drakuru listed below. | X | | |
| Honorary Frenzyheart | Complete the 8 daily quests for the Frenzyheart listed below. | X | | |
| I've Toured the Fjord | Complete 130 quests in Howling Fjord. | X | | |
| I've Toured the Fjord | Complete 105 quests in Howling Fjord. | X | | |
| Icecrown: The Final Goal | Complete 140 quests in Icecrown. | X | | |
| Into the Basin | Complete 75 quests in Sholazar Basin. | X | | |
| Loremaster of Northrend | Complete the Northrend quest achievements listed below. | X | | |
| Loremaster of Northrend | Complete the Northrend quest achievements listed below. | X | | |
| Might of Dragonblight | Complete 115 quests in Dragonblight. | X | | |
| Might of Dragonblight | Complete 130 quests in Dragonblight. | X | | |
| Mine Sweeper | Get caught in 10 consecutive land mine explosions in the Sparksocket Minefield without landing. | X | | X |
| Nothing Boring About Borean | Complete 130 quests in Borean Tundra. | X | | |
| Nothing Boring About Borean | Complete 150 quests in Borean Tundra. | X | | |
| Rapid Defense | Complete the Defending Wyrmmrest Temple quest in under 3 minutes while not in a group. | X | | |
| Savior of the Oracles | Complete the 8 daily quests for the Oracles listed below. | X | | |
| The Empire of Zul'Drak | Complete 100 quests in Zul'Drak. | X | | |
| The Snows of Northrend | Complete all of Hemet Nesingwary quests in Northrend up to and including Post-partum Aggression. | X | | |
| The Summit of Storm Peaks | Complete 100 quests in Storm Peaks. | X | | |
| Veteran of the Wrathgate | Complete the Dragonblight quests leading up to and including the Return to Angrathar. | X | | |
| Brood of Nozdormu | Earn exalted status with the Brood of Nozdormu. | X | | X |
| Hero of the Zandalari Tribe | Earn exalted status with the Zandalari Tribe. | X | | X |
| Hydraxian Waterlords | Earn exalted status with the Hydraxian Waterlords. | X | | X |
| The Argent Dawn | Earn exalted status with the Argent Dawn. | X | | X |
| They Love Me In That Tunnel | Earn exalted status with Timbermaw Hold. | X | | X |
| A Quest a Day Keeps the Ogres at Bay | Earn exalted status within Ogrin's lair. | X | | X |
| Cenarion War Hippogryph | Obtain the Cenarion War Hippogryph from the Cenarion Expedition in Zangarmarsh. | X | | X |
| Chief Exalted Officer | Earn exalted status with The Consortium. | X | | X |
| Flying High Over Skettis | Earn exalted status within the Sha'tari Skyguard. | X | | X |
| Mag'har of Draenor | Earn exalted status with The Mag'har. | X | | X |
| Oh My, Kurenai | Earn exalted status with the Kurenai. | X | | X |
| On Wings of Nether | Earn exalted status with Netherwing. | X | | X |
| Shattrath Divided | Earn exalted status with The Scryers or The Aldor. | X | | X |
| Skyshattered | Defeat Captain Skyshatter in the Dragonmaw race on Netherwing Ledge. | X | | X |
| Sworn to the Deathsworn | Earn exalted status with the Ashtongue Deathsworn. | X | | X |
| The Burning Crusader | Raise all of The Burning Crusade dungeon reputations to exalted. | X | | X |

Table 6: Complete listing of WoW achievements with coding, continues to next page

| Title | Description | Achievement | Social | Immersion |
|----------------------------------|---|-------------|--------|-----------|
| The Burning Crusader | Raise all of The Burning Crusade dungeon reputations to exalted. | X | | X |
| The Czar of Sporegggar | Earn exalted status with Sporegggar. | X | | X |
| The Scale of the Sands | Earn exalted status with The Scale of the Sands. | X | | X |
| The Violet Eye | Earn exalted status with The Violet Eye. | | | X |
| You're So Offensive | Earn exalted status with the Shattered Sun Offensive. | X | | X |
| Frenzyheart Tribe | Earn exalted status with the Frenzyheart Tribe. | X | | X |
| Grand Ice Mammoth | Obtain a Grand Ice Mammoth. | | | X |
| Ice Mammoth | Obtain an Ice Mammoth. | | | X |
| Knights of the Ebon Blade | Earn exalted status with the Knights of the Ebon Blade. | X | | X |
| Mercenary of Sholazar | Earn exalted status with the The Oracles and the Frenzyheart Tribe. | X | | X |
| Northrend Vanguard | Gain exalted reputation with the Argent Crusade, Wyrmmrest Accord, Kirin Tor and Knights of the Ebon Blade. | X | | X |
| The Argent Crusade | Earn exalted status with the Argent Crusade. | X | | X |
| The Ashen Verdict | Earn exalted status with the Ashen Verdict. | X | | X |
| The Kirin Tor | Earn exalted status with The Kirin Tor. | X | | X |
| The Oracles | Earn exalted status with the The Oracles. | X | | X |
| The Winds of the North | Gain exalted reputation with the Horde Expedition. | X | | X |
| The Winds of the North | Gain exalted reputation with the Alliance Vanguard. | X | | X |
| The Wyrmmrest Accord | Earn exalted status with The Wyrmmrest Accord. | X | | X |
| Tuskarmageddon | Earn exalted status with The Kalu'ak. | X | | X |
| Ancient Courtyard Protector | Kill 100 players in the Courtyard of the Ancients. | X | | |
| Ancient Protector | Kill 10 players in the Courtyard of the Ancients in a single battle. | X | | |
| Artillery Expert | Destroy 5 vehicles using a turret in a single battle. | X | | |
| Artillery Veteran | Destroy 100 vehicles using a turret. | X | | |
| Defense of the Ancients | Defend the beach without losing any walls. | X | | |
| Defense of the Ancients | Defend the beach without losing any walls. | X | | |
| Drop It Now! | Kill 5 players carrying seaforium in a single battle. | X | | |
| Drop It! | Kill 100 players carrying seaforium. | X | | |
| Explosives Expert | Plant 5 Seaforium charges which successfully damage a wall in a single battle. | | | X |
| Master of Strand of the Ancients | Complete the Strand of the Ancients achievements listed below. | X | | |
| Master of Strand of the Ancients | Complete the Strand of the Ancients achievements listed below. | X | | |
| Not Even a Scratch | Win a Strand of the Ancients battle without losing any siege vehicles. | X | | |
| Not Even a Scratch | Win a Strand of the Ancients battle without losing any siege vehicles. | X | | |
| Steady Hands | Disarm 2 seaforium charges in a single battle. | X | | |
| Storm the Beach | Capture the Titan Relic in under four minutes. | X | | |
| Strand of the Ancients Veteran | Complete 100 victories in Strand of the Ancients. | X | | |
| Strand of the Ancients Victory | Win Strand of the Ancients. | X | | |
| The Dapper Sapper | Plant 100 Seaforium charges which successfully damage a wall. | | | X |
| 100 Stone Keeper's Shards | Loot 100 Stone Keeper's Shards. | X | | |
| 1000 Stone Keeper's Shards | Loot 1000 Stone Keeper's Shards. | X | | |
| 250 Stone Keeper's Shards | Loot 250 Stone Keeper's Shards. | X | | |
| 50 Stone Keeper's Shards | Loot 50 Stone Keeper's Shards. | X | | |
| 500 Stone Keeper's Shards | Loot 500 Stone Keeper's Shards. | X | | |

Table 6: Complete listing of WoW achievements with coding, continues to next page

| Title | Description | Achievement | Social | Immersion |
|--|---|-------------|--------|-----------|
| Archavon the Stone Watcher (10 player) | Defeat Archavon the Stone Watcher in 10 player mode. | | X | |
| Archavon the Stone Watcher (25 player) | Defeat Archavon the Stone Watcher in 25 player mode. | | X | |
| Black War Mammoth | Obtain a Black War Mammoth. | | | X |
| Destruction Derby | Destroy each of the vehicles listed below. | X | | |
| Destruction Derby | Destroy each of the vehicles listed below. | X | | |
| Didn't Stand a Chance | Kill 20 mounted players using a tower cannon. | X | | |
| Emalon the Storm Watcher (10 player) | Defeat Emalon the Storm Watcher in 10 player mode. | | X | |
| Emalon the Storm Watcher (25 player) | Defeat Emalon the Storm Watcher in 25 player mode. | | X | |
| Koralon the Flame Watcher (10 player) | Defeat Koralon the Flame Watcher in 10 player mode. | | X | |
| Koralon the Flame Watcher (25 player) | Defeat Koralon the Flame Watcher in 25 player mode. | | X | |
| Leaning Tower | Destroy a tower in Wintergrasp. | X | | |
| Master of Wintergrasp | Complete the Wintergrasp achievements listed below. | X | | |
| Master of Wintergrasp | Complete the Wintergrasp achievements listed below. | X | | |
| Toravon the Ice Watcher (10 player) | Defeat Toravon the Ice Watcher in 10 player mode. | | X | |
| Toravon the Ice Watcher (25 player) | Defeat Toravon the Ice Watcher in 25 player mode. | | X | |
| Vehicular Gnomeslaughter | Kill 100 players in Wintergrasp using a vehicle or a cannon. | X | | |
| Wintergrasp Ranger | Kill 10 players in each of the Wintergrasp areas listed below. | X | | |
| Wintergrasp Veteran | Win 100 battles for Wintergrasp. | X | | |
| Wintergrasp Victory | Win the battle for Wintergrasp. | X | | |
| Within Our Grasp | Attack Wintergrasp and succeed in 10 minutes or less. | X | | |
| A Poke in the Eye (10 player) | Defeat Malygos with fewer than 9 in 10-player mode. | | X | |
| A Poke in the Eye (25 player) | Defeat Malygos with fewer than 21 in 25-player mode. | | X | |
| A Quick Shave (10 player) | Defeat Razorscale without allowing her to fly into the air more than once in 10-player mode. | | X | |
| A Quick Shave (25 player) | Defeat Razorscale without allowing her to fly into the air more than once in 25-player mode. | | X | |
| A Tribute to Dedicated Insanity | Meet the criteria for A Tribute to Insanity without any raid member having used an item only obtainable from 25-player Coliseum, or any more powerful item. | X | X | |
| A Tribute to Insanity (10 player) | In the Trial of the Grand Crusader, reach a Tribute Chest with 50 attempts remaining in 10-player mode. | X | X | |
| A Tribute to Insanity (25 player) | In the Trial of the Grand Crusader, reach a Tribute Chest with 50 attempts remaining in 25-player mode. | X | X | |
| A Tribute to Mad Skill (10 player) | In the Trial of the Grand Crusader, reach a Tribute Chest with at least 45 attempts remaining in 10-player mode. | X | X | |
| A Tribute to Mad Skill (25 player) | In the Trial of the Grand Crusader, reach a Tribute Chest with at least 45 attempts remaining in 25-player mode. | X | X | |
| A Tribute to Skill (10 player) | In the Trial of the Grand Crusader, reach a Tribute Chest with at least 25 attempts remaining in 10-player mode. | X | X | |

Table 6: Complete listing of WoW achievements with coding, continues to next page

| Title | Description | Achievement | Social | Immersion |
|---|--|-------------|--------|-----------|
| A Tribute to Skill (25 player) | In the Trial of the Grand Crusader, reach a Tribute Chest with at least 25 attempts remaining in 25-player mode. | X | X | |
| All You Can Eat (10 player) | Defeat Sindragosa in 10-player mode without any member of your raid receiving more than 5 stacks of Mystic Buffet. | X | X | |
| All You Can Eat (25 player) | Defeat Sindragosa in 25-player mode without any member of your raid receiving more than 5 stacks of Mystic Buffet. | X | X | |
| Alone in the Darkness (10 player) | Defeat Yogg-Saron without the assistance of any Keepers in 10-player mode. | | X | |
| Alone in the Darkness (25 player) | Defeat Yogg-Saron without the assistance of any Keepers in 25-player mode. | | X | |
| And They Would All Go Down Together (10 player) | Defeat the 4 Horsemen in Naxxramas, ensuring that they all die within 15 seconds of each other in 10-player mode. | | X | |
| And They Would All Go Down Together (25 player) | Defeat the 4 Horsemen in Naxxramas, ensuring that they all die within 15 seconds of each other in 25-player mode. | | X | |
| Arachnophobia (10 player) | Defeat Maexxna in Naxxramas within 20 minutes of Anub'Rekhan's death in 10-player mode. | | X | |
| Arachnophobia (25 player) | Kill Maexxna in Naxxramas within 20 minutes of Anub'Rekhan's death in 25-player mode. | | X | |
| Bane of the Fallen King | Defeat the Lich King in Icecrown Citadel in 10-player Heroic mode. | X | X | |
| Been Waiting a Long Time for This (10 player) | Allow Necrotic Plague to stack to 30 before defeating the Lich King in 10-player mode. | X | X | X |
| Been Waiting a Long Time for This (25 player) | Allow Necrotic Plague to stack to 30 before defeating the Lich King in 25-player mode. | X | X | X |
| Besting the Black Dragonflight (10 player) | Defeat Sartharion the Onyx Guardian in 10-player mode. | | X | |
| Besting the Black Dragonflight (25 player) | Defeat Sartharion the Onyx Guardian in 25-player mode. | | X | |
| Boned (10 player) | Defeat Lord Marrowgar without any raid member remaining impaled for more than 8 seconds in 10-player mode. | X | X | |
| Boned (25 player) | Defeat Lord Marrowgar without any raid member remaining impaled for more than 8 seconds in 25-player mode. | X | X | |
| But I'm On Your Side (10 player) | Defeat the Assembly of Iron while under the effect of an Iron Boot Flask in 10-player mode. | | X | |
| But I'm On Your Side (25 player) | Defeat the Assembly of Iron while under the effect of an Iron Boot Flask in 25-player mode. | | X | |
| Call of the Crusade (10 player) | Defeat every boss in the Trial of the Crusader in 10-player mode. | | X | |
| Call of the Crusade (25 player) | Defeat every boss in the Trial of the Crusader in 25-player mode. | | X | |
| Call of the Grand Crusade (10 player) | Defeat every boss in the Trial of the Grand Crusader in 10-player Heroic mode. | | X | |
| Call of the Grand Crusade (25 player) | Defeat every boss in the Trial of the Grand Crusader in 25-player Heroic mode. | | X | |
| Can't Do That While Stunned (10 player) | Defeat the Assembly of Iron without allowing Stormcaller Brundir to damage anyone with Chain Lightning or Lightning Whirl in 10-player mode. | | X | |
| Can't Do That While Stunned (25 player) | Defeat the Assembly of Iron without allowing Stormcaller Brundir to damage anyone with Chain Lightning or Lightning Whirl in 25-player mode. | | X | |

Table 6: Complete listing of WoW achievements with coding, continues to next page

| Title | Description | Achievement | Social | Immersion |
|--|---|-------------|--------|-----------|
| Champion of Ulduar | Defeat each boss in Ulduar in 10-player mode without allowing any raid member to die to that boss at any point during that raid lockout period. | X | X | |
| Cheese the Freeze (10 player) | Defeat Hodir without any raid member being hit by Flash Freeze in 10-player mode. | | X | |
| Cheese the Freeze (25 player) | Defeat Hodir without any raid member being hit by Flash Freeze in 25-player mode. | | X | |
| Con-speed-atory (10 player) | Defeat Freya within 20 minutes of the first creature you kill in the Conservatory of Life in 10-player mode. | | X | |
| Con-speed-atory (25 player) | Defeat Freya within 20 minutes of the first creature you kill in the Conservatory of Life in 25-player mode. | | X | |
| Conqueror of Ulduar | Defeat each boss in Ulduar in 25-player mode without allowing any raid member to die to that boss at any point during that raid lockout period. | X | X | |
| Crazy Cat Lady (10 player) | Defeat Auriaya without destroying her Sanctum Sentries in 10-player mode. | | X | |
| Crazy Cat Lady (25 player) | Defeat Auriaya without destroying her Sanctum Sentries in 25-player mode. | | X | |
| Dances with Oozes (10 player) | Defeat Rotface without a Big Ooze casting Unstable Ooze Explosion in 10-player mode. | X | X | |
| Dances with Oozes (25 player) | Defeat Rotface without a Big Ooze casting Unstable Ooze Explosion in 25-player mode. | X | X | |
| Deforestation (10 player) | Defeat 2 Ancient Water Spirits, 2 Storm Lashers and 2 Snaplashers within 10 seconds in 10-player mode. | | X | |
| Deforestation (25 player) | Defeat 2 Ancient Water Spirits, 2 Storm Lashers and 2 Snaplashers within 10 seconds in 25-player mode. | | X | |
| Denyin' the Scion (10 player) | Deliver a killing blow to a Scion of Eternity while riding on a hover disk in 10-player mode. | | X | |
| Denyin' the Scion (25 player) | Deliver a killing blow to a Scion of Eternity while riding on a hover disk in 25-player mode. | | X | |
| Disarmed (10 player) | Destroy both of Kologarn's arms and then Kologarn himself within 12 seconds in 10-player mode. | | X | |
| Disarmed (25 player) | Destroy both of Kologarn's arms and then Kologarn himself within 12 seconds in 25-player mode. | | X | |
| Don't Stand in the Lightning (10 player) | Defeat Thorim without any raid member being struck by Lightning Charge in 10-player mode. | | X | |
| Don't Stand in the Lightning (25 player) | Defeat Thorim without any raid member being struck by Lightning Charge in 25-player mode. | | X | |
| Drive Me Crazy (10 player) | Defeat Yogg-Saron without any raid member going insane in 10-player mode. | | X | |
| Drive Me Crazy (25 player) | Defeat Yogg-Saron without any raid member going insane in 25-player mode. | | X | |
| Dwarfageddon (10 player) | Destroy 100 Steelforged Defenders in 10 seconds on the Ulduar gauntlet in 10-player mode. | | X | |
| Dwarfageddon (25 player) | Destroy 100 Steelforged Defenders in 10 seconds on the Ulduar gauntlet in 25-player mode. | | X | |
| Fall of the Lich King (10 player) | Defeat every boss in Icecrown Citadel in 10-player mode. | X | X | |
| Fall of the Lich King (25 player) | Defeat every boss in Icecrown Citadel in 25-player mode. | X | X | |
| Firefighter (10 player) | Defeat Mimiron after activating his Self-Destruct mechanism in 10-player mode. | | X | |
| Firefighter (25 player) | Defeat Mimiron after activating his Self-Destruct mechanism in 25-player mode. | | X | |
| Flu Shot Shortage (10 player) | Defeat Festergut while none of the players in your raid group ever had 3 stacks of Inoculated in 10-player mode. | X | X | |

Table 6: Complete listing of WoW achievements with coding, continues to next page

| Title | Description | Achievement | Social | Immersion |
|---|---|-------------|--------|-----------|
| Flu Shot Shortage (25 player) | Defeat Festergut while none of the players in your raid group ever had 3 stacks of Inoculated in 25-player mode. | X | X | |
| Full House (10 player) | Defeat Lady Deathwhisper with at least five different types of Cultists active at the time of her demise in 10-player mode. | X | X | |
| Full House (25 player) | Defeat Lady Deathwhisper with at least five different types of Cultists active at the time of her demise in 25-player mode. | X | X | |
| Getting Back to Nature (10 player) | Defeat Freya while she is affected by 25 stacks of Attuned to Nature in 10-player mode. | | X | |
| Getting Back to Nature (25 player) | Defeat Freya while she is affected by 25 stacks of Attuned to Nature in 25-player mode. | | X | |
| Getting Cold in Here (10 player) | Defeat Hodir without any raid member having more than 2 stacks of Biting Cold in 10-player mode. | | X | |
| Getting Cold in Here (25 player) | Defeat Hodir without any raid member having more than 2 stacks of Biting Cold in 25-player mode. | | X | |
| Gonna Go When the Volcano Blows (10 player) | Defeat Sartharion the Onyx Guardian without getting hit by Lava Strike in 10 player mode. | | X | |
| Gonna Go When the Volcano Blows (25 player) | Defeat Sartharion the Onyx Guardian without getting hit by Lava Strike in 25-player mode. | | X | |
| He Feeds On Your Tears (10 player) | Defeat Algalon the Observer in 10-player mode without any raid member dying to Algalon at any point during that raid lockout period. | X | X | |
| He Feeds On Your Tears (25 player) | Defeat Algalon the Observer in 25-player mode without any raid member dying to Algalon at any point during that raid lockout period. | X | X | |
| He's Not Getting Any Older (10 player) | Defeat Yogg-Saron within 7 minutes in 10-player mode. | | X | |
| He's Not Getting Any Older (25 player) | Defeat Yogg-Saron within 7 minutes in 25-player mode. | | X | |
| Heartbreaker (10 player) | Defeat XT-002 Deconstructor after destroying his heart in 10-player mode. | | X | |
| Heartbreaker (25 player) | Defeat XT-002 Deconstructor after destroying his heart in 25-player mode. | | X | |
| Herald of the Titans | Defeat Algalon the Observer in 10-player mode at level 80 without anyone in the raid wearing any equipment with an item level higher than is available in 10-player Ulduar. | X | X | |
| Heroic: Fall of the Lich King (10 player) | Defeat every boss in Icecrown Citadel in 10-player Heroic mode. | X | X | |
| Heroic: Fall of the Lich King (25 player) | Defeat every boss in Icecrown Citadel in 25-player Heroic mode. | X | X | |
| Heroic: Storming the Citadel (10 player) | Defeat the first four bosses in Icecrown Citadel in 10-player Heroic mode. | | X | |
| Heroic: Storming the Citadel (25 player) | Defeat the first four bosses in Icecrown Citadel in 25-player Heroic mode. | | X | |
| Heroic: The Crimson Hall (10 player) | Defeat the bosses of The Crimson Hall in Icecrown Citadel in 10-player Heroic mode. | | X | |
| Heroic: The Crimson Hall (25 player) | Defeat the bosses of The Crimson Hall in Icecrown Citadel in 25-player Heroic mode. | | X | |
| Heroic: The Frostwing Halls (10 player) | Defeat the bosses of The Frostwing Halls in Icecrown Citadel in 10-player Heroic mode. | X | X | |
| Heroic: The Frostwing Halls (25 player) | Defeat the bosses of The Frostwing Halls in Icecrown Citadel in 25-player Heroic mode. | X | X | |
| Heroic: The Plagueworks (10 player) | Defeat the bosses of The Plagueworks in Icecrown Citadel in 10-player Heroic mode. | | X | |
| Heroic: The Plagueworks (25 player) | Defeat the bosses of The Plagueworks in Icecrown Citadel in 25-player Heroic mode. | | X | |

Table 6: Complete listing of WoW achievements with coding, continues to next page

| Title | Description | Achievement | Social | Immersion |
|---|---|-------------|--------|-----------|
| Heroic: The Twilight Destroyer (10 player) | Defeat Halion in The Ruby Sanctum in 10-player Heroic mode. | X | X | |
| Heroic: The Twilight Destroyer (25 player) | Defeat Halion in The Ruby Sanctum in 25-player Heroic mode. | X | X | |
| Hot Pocket (10 player) | Survive being thrown into Ignis the Furnace Master's Slag Pot in 10-player mode. | | X | |
| Hot Pocket (25 player) | Survive being thrown into Ignis the Furnace Master's Slag Pot in 25-player mode. | | X | |
| I Choose You, Runemaster Molgeim (10 player) | Defeat the Assembly of Iron with Runemaster Molgeim as the last member alive in 10-player mode. | | X | |
| I Choose You, Runemaster Molgeim (25 player) | Defeat the Assembly of Iron with Runemaster Molgeim as the last member alive in 25-player mode. | | X | |
| I Choose You, Steelbreaker (10 player) | Defeat the Assembly of Iron with Steelbreaker as the last member alive in 10-player mode. | | X | |
| I Choose You, Steelbreaker (25 player) | Defeat the Assembly of Iron with Steelbreaker as the last member alive in 25-player mode. | | X | |
| I Choose You, Stormcaller Brundir (10 player) | Defeat the Assembly of Iron with Stormcaller Brundir as the last member alive in 10-player mode. | | X | |
| I Choose You, Stormcaller Brundir (25 player) | Defeat the Assembly of Iron with Stormcaller Brundir as the last member alive in 25-player mode. | | X | |
| I Could Say That This Cache Was Rare (10 player) | Defeat Hodir before he shatters his rare cache in 10-player mode. | | X | |
| I Could Say That This Cache Was Rare (25 player) | Defeat Hodir before he shatters his rare cache in 25-player mode. | | X | |
| I Have the Coolest Friends (10 player) | Defeat Hodir without any friendly NPC dying in 10-player mode. | | X | |
| I Have the Coolest Friends (25 player) | Defeat Hodir without any friendly NPC dying in 25-player mode. | | X | |
| I Love the Smell of Saronite in the Morning (10 player) | Defeat General Vezax after defeating the Saronite Animus in 10-player mode. | | X | |
| I Love the Smell of Saronite in the Morning (25 player) | Defeat General Vezax after defeating the Saronite Animus in 25-player mode. | | X | |
| I'll Take You All On (10 player) | Defeat Thorim, the Ancient Rune Giant and the Runic Colossus in 10-player mode. | | X | |
| I'll Take You All On (25 player) | Defeat Thorim, the Ancient Rune Giant and the Runic Colossus in 25-player mode. | | X | |
| I'm on a Boat (10 player) | Claim victory in the Gunship Battle without any raid member visiting the enemy gunship more than twice in 10-player mode. | X | X | |
| I'm on a Boat (25 player) | Claim victory in the Gunship Battle without any raid member visiting the enemy gunship more than once in 25-player mode. | X | X | |
| I've Gone and Made a Mess (10 player) | Defeat the Deathbringer before Mark of the Fallen Champion is cast three times in 10-player mode. | X | X | |
| I've Gone and Made a Mess (25 player) | Defeat the Deathbringer before Mark of the Fallen Champion is cast five times in 25-player mode. | X | X | |
| If Looks Could Kill (10 player) | Defeat Kologarn without any raid member being hit by Focused Eyebeams in 10-player mode. | X | X | |
| If Looks Could Kill (25 player) | Defeat Kologarn without any raid member being hit by Focused Eyebeams in 25-player mode. | X | X | |
| In His House He Waits Dreaming (10 player) | Experience all 3 visions of Yogg-Saron's mind in 10-player mode. | X | X | |
| In His House He Waits Dreaming (25 player) | Experience all 3 visions of Yogg-Saron's mind in 25-player mode. | X | X | |
| Iron Dwarf, Medium Rare (10 player) | Defeat 25 Dark Rune Guardian Dwarves with Razorscale's Flame Breath in 10-player mode. | | X | |

Table 6: Complete listing of WoW achievements with coding, continues to next page

| Title | Description | Achievement | Social | Immersion |
|---|---|-------------|--------|-----------|
| Iron Dwarf, Medium Rare (25 player) | Defeat 25 Dark Rune Guardian Dwarves with Razorscale's Flame Breath in 25-player mode. | | X | |
| Just Can't Get Enough (10 player) | Defeat Kel'Thuzad in Naxxramas while killing at least 18 abominations in his chamber in 10 player mode. | | X | |
| Just Can't Get Enough (25 player) | Defeat Kel'Thuzad in Naxxramas while killing at least 18 abominations in his chamber in 25-player mode. | | X | |
| Kel'Thuzad's Defeat (10 player) | Defeat Kel'Thuzad in Naxxramas in 10-player mode. | | X | |
| Kel'Thuzad's Defeat (25 player) | Defeat Kel'Thuzad in Naxxramas in 25-player mode. | | X | |
| Kiss and Make Up (10 player) | /Kiss Sara in Ulduar while she is angry with you in 10-player mode. | | X | |
| Kiss and Make Up (25 player) | /Kiss Sara in Ulduar while she is angry with you in 25-player mode. | | X | |
| Knock on Wood (10 player) | Defeat Freya while leaving at least 1 Elder alive in 10-player mode. | | X | |
| Knock on Wood (25 player) | Defeat Freya while leaving at least 1 Elder alive in 25-player mode. | | X | |
| Knock, Knock on Wood (10 player) | Defeat Freya while leaving at least 2 Elders alive in 10-player mode. | | X | |
| Knock, Knock on Wood (25 player) | Defeat Freya while leaving at least 2 Elders alive in 25-player mode. | | X | |
| Knock, Knock, Knock on Wood (10 player) | Defeat Freya while leaving all 3 Elders alive in 10-player mode. | | X | |
| Knock, Knock, Knock on Wood (25 player) | Defeat Freya while leaving all 3 Elders alive in 25-player mode. | | X | |
| Less Is More (10 player) | Defeat Sartharion the Onyx Guardian and the Twilight Drakes with fewer than 9 players in 10-player mode. | | X | |
| Less Is More (25 player) | Defeat Sartharion the Onyx Guardian and the Twilight Drakes with fewer than 21 players in 25-player mode. | | X | |
| Lose Your Illusion (10 player) | Defeat Thorim while Sif is present in 10-player mode. | | X | |
| Lose Your Illusion (25 player) | Defeat Thorim while Sif is present in 25-player mode. | | X | |
| Lumberjacked (10 player) | Defeat Elder Brightleaf, Elder Ironbranch and Elder Stonebark within 15 seconds of each other in 10-player mode. | | X | |
| Lumberjacked (25 player) | Defeat Elder Brightleaf, Elder Ironbranch and Elder Stonebark within 15 seconds of each other in 25-player mode. | | X | |
| Make Quick Werk of Him (10 player) | Defeat Patchwerk in Naxxramas in 3 minutes or less in 10-player mode. | | X | |
| Make Quick Werk of Him (25 player) | Kill Patchwerk in Naxxramas in 3 minutes or less in 25-player mode. | | X | |
| Many Whelps! Handle It! (10 player) | Cause 50 Onyxia Whelplings to hatch within 10 seconds of Onyxia's liftoff, and then defeat her in 10-player mode. | | X | |
| Many Whelps! Handle It! (25 player) | Cause 50 Onyxia Whelplings to hatch within 10 seconds of Onyxia's liftoff, and then defeat her in 25-player mode. | | X | |
| Momma Said Knock You Out (10 player) | Defeat Grand Widow Faerlina in Naxxramas without dispelling or preventing frenzy in 10 player mode. | | X | |
| Momma Said Knock You Out (25 player) | Defeat Grand Widow Faerlina in Naxxramas without dispelling or preventing frenzy in 25-player mode. | | X | |

Table 6: Complete listing of WoW achievements with coding, continues to next page

| Title | Description | Achievement | Social | Immersion |
|---|--|-------------|--------|-----------|
| More Dots! (10 player) | Defeat Onyxia in less than 5 minutes in 10-player mode. | | X | |
| More Dots! (25 player) | Defeat Onyxia in less than 5 minutes in 25-player mode. | | X | |
| Must Deconstruct Faster (10 player) | Defeat XT-002 Deconstructor in 205 seconds in 10-player mode. | | X | |
| Must Deconstruct Faster (25 player) | Defeat XT-002 Deconstructor in 205 seconds in 25-player mode. | | X | |
| Nausea, Heartburn, Indigestion... (10 player) | Defeat Professor Putricide without using Regurgitated Ooze on the Abomination in 10-player mode. | X | X | |
| Nausea, Heartburn, Indigestion... (25 player) | Defeat Professor Putricide without using Regurgitated Ooze on the Abomination in 25-player mode. | X | X | |
| Neck-Deep in Vile (10 player) | Kill every Vile Spirit that spawns before it explodes and then defeat the Lich King in 10-player mode. | X | X | |
| Neck-Deep in Vile (25 player) | Kill every Vile Spirit that spawns before it explodes and then defeat the Lich King in 25-player mode. | X | X | |
| Nerf Engineering (10 player) | Defeat XT-002 Deconstructor without him recovering any health from XS-013 in 10-player mode. | | X | |
| Nerf Engineering (25 player) | Defeat XT-002 Deconstructor without him recovering any health from XS-013 Scrapbots in 25-player mode. | | X | |
| Nerf Gravity Bombs (10 player) | Defeat XT-002 Deconstructor without any raid member dying from a Gravity Bomb in 10-player mode. | | X | |
| Nerf Gravity Bombs (25 player) | Defeat XT-002 Deconstructor without any raid member dying from a Gravity Bomb in 25-player mode. | | X | |
| Nerf Scrapbots (10 player) | Defeat 20 XS-013 Scrapbots within 12 seconds using XE-321 Boombots in 10-player mode. | | X | |
| Nerf Scrapbots (25 player) | Defeat 20 XS-013 Scrapbots within 12 seconds using XE-321 Boombots in 25-player mode. | | X | |
| Nine Lives (10 player) | Defeat the Feral Defender while defeating Auriaya in 10-player mode. | | X | |
| Nine Lives (25 player) | Defeat the Feral Defender while defeating Auriaya in 25-player mode. | | X | |
| Not One, But Two Jormungars (10 player) | Defeat Acidmaw and Dreadscale within 10 seconds of each other in 10-player mode. | | X | |
| Not One, But Two Jormungars (25 player) | Defeat Acidmaw and Dreadscale within 10 seconds of each other in 25-player mode. | | X | |
| Not-So-Friendly Fire (10 player) | Force Mimiron to kill an Assault Bot with a Rocket Strike in 10-player mode. | | X | |
| Not-So-Friendly Fire (25 player) | Force Mimiron to kill an Assault Bot with a Rocket Strike in 25-player mode. | | X | |
| Nuked from Orbit (10 player) | Defeat Flame Leviathan with at least 3 Orbital Defense Systems active in 10-player mode. | | X | |
| Nuked from Orbit (25 player) | Defeat Flame Leviathan with 3 Orbital Defense Systems active in 25-player mode. | | X | |
| Observed (10 player) | Defeat Algalon the Observer in 10-player mode. | | X | |
| Observed (25 player) | Defeat Algalon the Observer in 25-player mode. | | X | |
| Once Bitten, Twice Shy (10 player) | Defeat Blood-Queen Lana'thel once as a vampire and again without becoming a vampire in 10-player mode. | X | X | |
| Once Bitten, Twice Shy (25 player) | Defeat Blood-Queen Lana'thel once as a vampire and again without becoming a vampire in 25-player mode. | X | X | |
| One Light in the Darkness (10 player) | Defeat Yogg-Saron with the assistance of one or fewer Keepers in 10-player mode. | | X | |

Table 6: Complete listing of WoW achievements with coding, continues to next page

| Title | Description | Achievement | Social | Immersion |
|---------------------------------------|---|-------------|--------|-----------|
| One Light in the Darkness (25 player) | Defeat Yogg-Saron with the assistance of one or fewer Keepers in 25-player mode. | | X | |
| Onyxia's Lair (10 player) | Defeat Onyxia in 10-player mode. | | X | |
| Onyxia's Lair (25 player) | Defeat Onyxia in 25-player mode. | | X | |
| Orbit-uary (10 player) | Defeat Flame Leviathan with all 4 Orbital Defense Systems active in 10-player mode. | | X | |
| Orbit-uary (25 player) | Defeat Flame Leviathan with 4 Orbital Defense Systems active in 25-player mode. | | X | |
| Orbital Bombardment (10 player) | Defeat Flame Leviathan with at least 1 Orbital Defense System active in 10-player mode. | | X | |
| Orbital Bombardment (25 player) | Defeat Flame Leviathan with 1 Orbital Defense System active in 25-player mode. | | X | |
| Orbital Devastation (10 player) | Defeat Flame Leviathan with at least 2 Orbital Defense Systems active in 10-player mode. | | X | |
| Orbital Devastation (25 player) | Defeat Flame Leviathan with 2 Orbital Defense Systems active in 25-player mode. | | X | |
| Portal Jockey (10 player) | Enter every portal spawned by Valithria Dreamwalker before healing her to full health in 10-player mode. | | X | |
| Portal Jockey (25 player) | Enter every portal spawned by Valithria Dreamwalker before healing her to full health in 25-player mode. | | X | |
| Resilience Will Fix It (10 player) | Kill all the enemy heroes within 60 seconds of the first one dying in 10-player mode. | | X | |
| Rubble and Roll (10 player) | Defeat Kologarn after causing at least 25 Rubble creatures to spawn in 10-player mode. | | X | |
| Rubble and Roll (25 player) | Defeat Kologarn after causing at least 25 Rubble creatures to spawn in 25-player mode. | | X | |
| Salt and Pepper (10 player) | Defeat the Twin Val'kyr in 3 minutes or less in 10-player mode. | | X | |
| Salt and Pepper (25 player) | Defeat the Twin Val'kyr in 3 minutes or less in 25-player mode. | | X | |
| Sapphiron's Demise (10 player) | Defeat Sapphiron in Naxxramas in 10-player mode. | | X | |
| Sapphiron's Demise (25 player) | Defeat Sapphiron in Naxxramas in 25-player mode. | | X | |
| Set Up Us the Bomb (10 player) | Defeat Mimiron without anyone in the raid being hit by the following in 10-player mode. | | X | |
| Set Up Us the Bomb (25 player) | Defeat Mimiron without anyone in the raid being hit by the following in 25-player mode. | | X | |
| Shadowdodger (10 player) | Defeat General Vezax without any raid member being hit by Shadow Crash in 10-player mode. | | X | |
| Shadowdodger (25 player) | Defeat General Vezax without any raid member being hit by Shadow Crash in 25-player mode. | | X | |
| Shattered (10 player) | Defeat Ignis the Furnace Master after shattering 2 Iron Constructs within 5 seconds in 10-player mode. | | X | |
| Shattered (25 player) | Defeat Ignis the Furnace Master after shattering 2 Iron Constructs within 5 seconds in 25-player mode. | | X | |
| She Deep Breaths More (10 player) | Defeat Onyxia without anyone taking damage from a Deep Breath in 10-player mode. | | X | |
| She Deep Breaths More (25 player) | Defeat Onyxia without anyone taking damage from a Deep Breath in 25-player mode. | | X | |
| Shocking! (10 player) | Defeat Thaddius in Naxxramas without anyone in the raid crossing the negative and positive charges in 10-player mode. | | X | |
| Shocking! (25 player) | Defeat Thaddius in Naxxramas without anyone in the raid crossing the negative and positive charges in 25 player mode. | | X | |

Table 6: Complete listing of WoW achievements with coding, continues to next page

| Title | Description | Achievement | Social | Immersion |
|---------------------------------------|---|-------------|--------|-----------|
| Shutout (10 player) | Defeat Flame Leviathan without causing a System Shutdown in 10-player mode. | | X | |
| Shutout (25 player) | Defeat Flame Leviathan without causing a System Shutdown in 25-player mode. | | X | |
| Sifted (10 player) | Force Thorim to enter the arena while Sif is present in 10-player mode. | | X | |
| Sifted (25 player) | Force Thorim to enter the arena while Sif is present in 25-player mode. | | X | |
| Spore Loser (10 player) | Defeat Loatheb in Naxxramas without killing any spores in 10-player mode. | | X | |
| Spore Loser (25 player) | Defeat Loatheb in Naxxramas without killing any spores in 25-player mode. | | X | |
| Staying Buffed All Winter (10 player) | Possess the effects of Toasty Fire, Storm Power and Starlight at the same time in 10-player mode. | | X | |
| Staying Buffed All Winter (25 player) | Possess the effects of Toasty Fire, Storm Power and Starlight at the same time in 25-player mode. | | X | |
| Stokin' the Furnace (10 player) | Defeat Ignis the Furnace Master in 4 minutes in 10-player mode. | | X | |
| Stokin' the Furnace (25 player) | Defeat Ignis the Furnace Master in 4 minutes in 25-player mode. | | X | |
| Storming the Citadel (10 player) | Defeat the first four bosses in Icecrown Citadel in 10-player mode. | | X | |
| Storming the Citadel (25 player) | Defeat the first four bosses in Icecrown Citadel in 25-player mode. | | X | |
| Subtraction (10 player) | Defeat Thaddius in Naxxramas with less than 9 players in 10-player mode. | | X | |
| Subtraction (25 player) | Defeat Thaddius in Naxxramas with less than 21 players in 25-player mode. | | X | |
| Supermassive (10 player) | Defeat Algalon the Observer after closing 3 Black Holes within 10 seconds in 10-player mode. | | X | |
| Supermassive (25 player) | Defeat Algalon the Observer after closing 3 Black Holes within 10 seconds in 25-player mode. | | X | |
| Take Out Those Turrets (10 player) | Destroy a Flame Leviathan Defense Turret in 10-player mode. | | X | |
| Take Out Those Turrets (25 player) | Destroy a Flame Leviathan Defense Turret in 25-player mode. | | X | |
| The Antechamber of Ulduar (10 player) | Defeat the bosses of The Antechamber area of Ulduar in 10-player mode. | | X | |
| The Antechamber of Ulduar (25 player) | Defeat the bosses of The Antechamber area of Ulduar in 25-player mode. | | X | |
| The Arachnid Quarter (10 player) | Defeat the bosses of The Arachnid Quarter of Naxxramas in 10-player mode. | | X | |
| The Arachnid Quarter (25 player) | Defeat the bosses of The Arachnid Quarter of Naxxramas in 25-player mode. | | X | |
| The Construct Quarter (10 player) | Defeat the bosses of The Construct Quarter of Naxxramas in 10-player mode. | | X | |
| The Construct Quarter (25 player) | Defeat the bosses of The Construct Quarter of Naxxramas in 25-player mode. | | X | |
| The Crimson Hall (10 player) | Defeat the bosses of The Crimson Hall in Icecrown Citadel in 10-player mode. | | X | |
| The Crimson Hall (25 player) | Defeat the bosses of The Crimson Hall in Icecrown Citadel in 25-player mode. | | X | |
| The Dedicated Few (10 player) | Defeat the bosses of Naxxramas with less than 9 people in the zone in 10-player mode. | | X | |
| The Dedicated Few (25 player) | Defeat the bosses of Naxxramas with less than 21 people in the zone in 25-player mode. | | X | |
| The Descent into Madness (10 player) | Defeat the bosses of The Descent into Madness area of Ulduar in 10-player mode. | | X | |
| The Descent into Madness (25 player) | Defeat the bosses of The Descent into Madness area of Ulduar in 25-player mode. | | X | |

Table 6: Complete listing of WoW achievements with coding, continues to next page

| Title | Description | Achievement | Social | Immersion |
|--|---|-------------|--------|-----------|
| The Fall of Naxxramas (10 player) | Defeat every boss in Naxxramas in 10-player mode. | | X | |
| The Fall of Naxxramas (25 player) | Defeat every boss in Naxxramas in 25-player mode. | | X | |
| The Frostwing Halls (10 player) | Defeat the bosses of The Frostwing Halls in Icecrown Citadel in 10-player mode. | X | X | |
| The Frostwing Halls (25 player) | Defeat the bosses of The Frostwing Halls in Icecrown Citadel in 25-player mode. | X | X | |
| The Frozen Throne (10 player) | Defeat the Lich King in Icecrown Citadel in 10-player mode. | X | X | |
| The Frozen Throne (25 player) | Defeat the Lich King in Icecrown Citadel in 25-player mode. | X | X | |
| The Hundred Club (10 player) | Defeat Sapphiron in Naxxramas without any member of the raid having a frost resist value over 100 in 10-player mode. | | X | |
| The Hundred Club (25 player) | Defeat Sapphiron in Naxxramas without any member of the raid having a frost resist value over 100 in 25-player mode. | | X | |
| The Immortal | Within one raid lockout period, defeat every boss in Naxxramas without allowing any raid member to die during any of the boss encounters in 25-player mode. | X | X | |
| The Keepers of Ulduar (10 player) | Defeat the Keeper bosses of Ulduar in 10-player mode. | | X | |
| The Keepers of Ulduar (25 player) | Defeat the Keeper bosses of Ulduar in 25-player mode. | | X | |
| The Light of Dawn | Defeat the Lich King in Icecrown Citadel in 25-player Heroic mode. | X | X | |
| The Military Quarter (10 player) | Defeat the bosses of The Military Quarter of Naxxramas in 10 player mode. | | X | |
| The Military Quarter (25 player) | Defeat the bosses of The Military Quarter of Naxxramas in 25-player mode. | | X | |
| The Orb Whisperer (10 player) | Defeat the Blood Council without anyone in the raid taking more than 23,000 spell damage in a single hit in 10-player mode. | X | X | |
| The Orb Whisperer (25 player) | Defeat the Blood Council without anyone in the raid taking more than 25,000 spell damage in a single hit in 25-player mode. | X | X | |
| The Plague Quarter (10 player) | Defeat the bosses of The Plague Quarter of Naxxramas in 10-player mode. | | X | |
| The Plague Quarter (25 player) | Defeat the bosses of The Plague Quarter of Naxxramas in 25-player mode. | | X | |
| The Plagueworks (10 player) | Defeat the bosses of The Plagueworks in Icecrown Citadel in 10-player mode. | | X | |
| The Plagueworks (25 player) | Defeat the bosses of The Plagueworks in Icecrown Citadel in 25-player mode. | | X | |
| The Safety Dance (10 player) | Defeat Heigan the Unclean in Naxxramas without anyone in the raid dying in 10 player mode. | | X | |
| The Safety Dance (25 player) | Defeat Heigan the Unclean in Naxxramas without anyone in the raid dying in 25-player mode. | | X | |
| The Secrets of Ulduar (10 player) | Defeat every boss in Ulduar in 10-player mode. | | X | |
| The Secrets of Ulduar (25 player) | Defeat every boss in Ulduar in 25-player mode. | | X | |
| The Siege of Ulduar (10 player) | Defeat the bosses of The Siege area of Ulduar in 10-player mode. | | X | |
| The Siege of Ulduar (25 player) | Defeat the bosses of The Siege area of Ulduar in 25-player mode. | | X | |
| The Spellweaver's Downfall (10 player) | Defeat Malygos in 10-player mode. | | X | |

Table 6: Complete listing of WoW achievements with coding, continues to next page

| Title | Description | Achievement | Social | Immersion |
|---|---|-------------|--------|-----------|
| The Spellweaver's Downfall (25 player) | Defeat Malygos in 25-player mode. | | X | |
| The Traitor King (10 player) | Kill 25 Swarm Scarabs within 30 seconds in 10-player mode. | | X | |
| The Traitor King (25 player) | Kill 25 Swarm Scarabs within 30 seconds in 25-player mode. | | X | |
| The Twilight Destroyer (10 player) | Defeat Halion in The Ruby Sanctum in 10-player mode. | X | X | |
| The Twilight Destroyer (25 player) | Defeat Halion in The Ruby Sanctum in 25-player mode. | X | X | |
| The Twilight Zone (10 player) | With all three Twilight Drakes still alive, engage and defeat Sartharion the Onyx Guardian in 10-player mode. | | X | |
| The Twilight Zone (25 player) | With all three Twilight Drakes still alive, engage and defeat Sartharion the Onyx Guardian in 25-player mode. | | X | |
| The Undying | Within one raid lockout period, defeat every boss in Naxxramas without allowing any raid member to die during any of the boss encounters in 10-player mode. | X | X | |
| They're Coming Out of the Walls (10 player) | Defeat 9 Guardians of Yogg-Saron within 12 seconds in 10-player mode. | | X | |
| They're Coming Out of the Walls (25 player) | Defeat 9 Guardians of Yogg-Saron within 12 seconds in 25-player mode. | | X | |
| Three Car Garage (10 player) | Defeat Flame Leviathan while in each of the following vehicles in 10-player mode. | | X | |
| Three Car Garage (25 player) | Defeat Flame Leviathan while in each of the following vehicles in 25-player mode. | | X | |
| Three Lights in the Darkness (10 player) | Defeat Yogg-Saron with the assistance of three or fewer Keepers in 10-player mode. | | X | |
| Three Lights in the Darkness (25 player) | Defeat Yogg-Saron with the assistance of three or fewer Keepers in 25-player mode. | | X | |
| Three Sixty Pain Spike (10 player) | Defeat Lord Jaraxxus while at least two Mistresses of Pain are alive in 10-player mode. | | X | |
| Three Sixty Pain Spike (25 player) | Defeat Lord Jaraxxus while at least two Mistresses of Pain are alive in 25-player mode. | | X | |
| Twilight Assist (10 player) | With at least one Twilight Drake still alive, engage and defeat Sartharion the Onyx Guardian in 10-player mode. | | X | |
| Twilight Assist (25 player) | With at least one Twilight Drake still alive, engage and defeat Sartharion the Onyx Guardian in 25-player mode. | | X | |
| Twilight Duo (10 player) | With at least two Twilight Drakes still alive, engage and defeat Sartharion the Onyx Guardian in 10-player mode. | | X | |
| Twilight Duo (25 player) | With at least two Twilight Drakes still alive, engage and defeat Sartharion the Onyx Guardian in 25-player mode. | | X | |
| Two Lights in the Darkness (10 player) | Defeat Yogg-Saron with the assistance of two or fewer Keepers in 10-player mode. | | X | |
| Two Lights in the Darkness (25 player) | Defeat Yogg-Saron with the assistance of two or fewer Keepers in 25-player mode. | | X | |
| Unbroken (10 player) | Defeat Flame Leviathan on the first try without anyone repairing their vehicle in 10-player mode. | | X | |
| Unbroken (25 player) | Defeat Flame Leviathan on the first try without anyone repairing their vehicle in 25-player mode. | | X | |
| Upper Back Pain (10 player) | Defeat Icehowl while at least 2 Snobolds remain alive in 10-player mode. | | X | |
| Upper Back Pain (25 player) | Defeat Icehowl while at least 4 Snobolds remain alive in 25-player mode. | | X | |

Table 6: Complete listing of WoW achievements with coding, continues to next page

| Title | Description | Achievement | Social | Immersion |
|---|---|-------------|--------|-----------|
| Who Needs Bloodlust? (10 player) | Defeat Thorim while under the effect of Aura of Celerity in 10-player mode. | | X | |
| Who Needs Bloodlust? (25 player) | Defeat Thorim while under the effect of Aura of Celerity in 25-player mode. | | X | |
| With Open Arms (10 player) | Defeat Kologarn without destroying either of his arms in 10-player mode. | | X | |
| With Open Arms (25 player) | Defeat Kologarn without destroying either of his arms in 25-player mode. | | X | |
| You Don't Have an Eternity (10 player) | Defeat Malygos in 6 minutes or less in 10-player mode. | | X | |
| You Don't Have an Eternity (25 player) | Defeat Malygos in 6 minutes or less in 25-player mode. | | X | |
| A Silver Confidant | Earn both exalted status with The Silver Covenant and the right to represent a city in the Argent Tournament. | X | | X |
| Argent Aspiration | Train to compete in the Argent Tournament by becoming an Aspirant for your race's faction. | X | X | |
| Argent Valor | Train to compete in the Argent Tournament by becoming a Valiant for your race's faction. | X | X | |
| Champion of Darnassus | Earn the right to represent Darnassus in the Argent Tournament. | X | X | X |
| Champion of Gnomeregan | Earn the right to represent the Gnomeregan Exiles in the Argent Tournament. | X | X | X |
| Champion of Ironforge | Earn the right to represent Ironforge in the Argent Tournament. | X | X | X |
| Champion of Orgrimmar | Earn the right to represent Orgrimmar in the Argent Tournament. | X | X | X |
| Champion of Sen'jin | Earn the right to represent Sen'jin in the Argent Tournament. | X | X | X |
| Champion of Silvermoon City | Earn the right to represent Silvermoon City in the Argent Tournament. | X | X | X |
| Champion of Stormwind | Earn the right to represent Stormwind in the Argent Tournament. | X | X | X |
| Champion of the Alliance | Earn the right to represent every Alliance race's faction in the Argent Tournament. | X | X | X |
| Champion of the Exodar | Earn the right to represent the Exodar in the Argent Tournament. | X | X | X |
| Champion of the Horde | Earn the right to represent every Horde race's faction in the Argent Tournament. | X | X | X |
| Champion of the Undercity | Earn the right to represent the Undercity in the Argent Tournament. | X | X | X |
| Champion of Thunder Bluff | Earn the right to represent Thunder Bluff in the Argent Tournament. | X | X | X |
| Exalted Argent Champion of the Alliance | Earn exalted status with and the right to represent every Alliance race's faction in the Argent Tournament. | X | | X |
| Exalted Argent Champion of the Horde | Earn exalted status with and the right to represent every Horde race's faction in the Argent Tournament. | X | | X |
| Exalted Champion of Darnassus | Earn exalted status with and the right to represent Darnassus in the Argent Tournament. | X | | X |
| Exalted Champion of Gnomeregan | Earn exalted status with and the right to represent the Gnomeregan Exiles in the Argent Tournament. | X | | X |
| Exalted Champion of Ironforge | Earn exalted status with and the right to represent Ironforge in the Argent Tournament. | X | | X |
| Exalted Champion of Orgrimmar | Earn exalted status with and the right to represent Orgrimmar in the Argent Tournament. | X | | X |
| Exalted Champion of Sen'jin | Earn exalted status with and the right to represent Sen'jin in the Argent Tournament. | X | | X |

Table 6: Complete listing of WoW achievements with coding, continues to next page

| Title | Description | Achievement | Social | Immersion |
|-------------------------------------|---|-------------|--------|-----------|
| Exalted Champion of Silvermoon City | Earn exalted status with and the right to represent Silvermoon City in the Argent Tournament. | X | | X |
| Exalted Champion of Stormwind | Earn exalted status with and the right to represent Stormwind in the Argent Tournament. | X | | X |
| Exalted Champion of the Alliance | Earn exalted status with and the right to represent every Alliance race's faction in the Argent Tournament. | X | | X |
| Exalted Champion of the Exodar | Earn exalted status with and the right to represent the Exodar in the Argent Tournament. | X | | X |
| Exalted Champion of the Horde | Earn exalted status with and the right to represent every Horde race's faction in the Argent Tournament. | X | | X |
| Exalted Champion of the Undercity | Earn exalted status with and the right to represent the Undercity in the Argent Tournament. | X | | X |
| Exalted Champion of Thunder Bluff | Earn exalted status with and the right to represent Thunder Bluff in the Argent Tournament. | X | | X |
| It's Just a Flesh Wound | Unmask and defeat the Black Knight at the Argent Tournament. | X | X | |
| Lance a Lot | Best a rider of every racial faction at the Argent Tournament. | X | X | |
| Pony Up! | Purchase and use an Argent Pony from Dame Evniki Kapsalis, the Crusader's Quartermaster. | X | | |
| The Sunreavers | Earn both exalted status with The Sunreavers and the right to represent a city in the Argent Tournament. | X | | X |
| The Sword in the Skull | Recover the missing hilt of Quel'Delar, draw the blade from its resting place, reforge the weapon, purify it in the Sunwell, and present it for your just reward. | | | X |
| Tilted! | Defeat another player in a mounted duel at the Argent Tournament. | X | X | |
| 'FOOD FIGHT!' | Bounce food off a fellow feaster's head at a Bountiful Table. | X | X | |
| Now We're Cookin' | Cook up one of every Pilgrim's Bounty dish. | | | X |
| Now We're Cookin' | Cook up one of every Pilgrim's Bounty dish. | | | X |
| Pilgrim's Paunch | Acquire the Spirit of Sharing from a complete Bountiful Table feast at every Alliance capital. | X | | X |
| Pilgrim's Paunch | Acquire the Spirit of Sharing from a complete Bountiful Table feast at every Horde capital. | X | | X |
| Pilgrim's Peril | While wearing either a Pilgrim's Dress, Robe, or Attire, take a seat at each enemy capital's Bountiful Table. | | | X |
| Pilgrim's Peril | While wearing either a Pilgrim's Dress, Robe, or Attire, take a seat at each enemy capital's Bountiful Table. | | | X |
| Pilgrim's Progress | Complete each of the Pilgrim's Bounty dailies. | X | | X |
| Pilgrim's Progress | Complete each of the Pilgrim's Bounty dailies. | X | | X |
| Sharing is Caring | Pass one of every dish at a Bountiful Table. | | X | |
| Terokkar Turkey Time | Defeat Talon King Ikiss while wearing a Pilgrim's Hat and either a Pilgrim's Dress, Robe, or Attire. | X | X | |
| The Turkinator | Hunt enough Wild Turkeys quickly enough to gain Turkey Triumph. | | | X |
| Turkey Lurkey | Blast those dirty, sneaking Rogues with your Turkey Shooter. | X | X | |
| A-bomb-inable | In a single Isle of Conquest battle, use 5 Seaforium Bombs on the enemy gates. | X | | |
| A-bomb-ination | In a single Isle of Conquest battle, use 5 Huge Seaforium Bombs on the enemy gates | X | | |
| All Over the Isle | In a single Isle of Conquest battle, kill a player at each of the following locations: | X | | |

Table 6: Complete listing of WoW achievements with coding, continues to next page

| Title | Description | Achievement | Social | Immersion |
|---------------------------------------|--|-------------|--------|-----------|
| Back Door Job | In Isle of Conquest, enter the enemy courtyard while their gates still stand. | X | | |
| Cut the Blue Wire... No the Red Wire! | In Isle of Conquest, disarm 25 bombs. | X | | |
| Demolition Derby | Destroy the following vehicles in Isle of Conquest | X | | |
| Demolition Derby | Destroy the following vehicles in Isle of Conquest | X | | |
| Four Car Garage | In Isle of Conquest, control the following vehicles: | X | | |
| Glaive Grave | In Isle of Conquest, kill 10 players with a Glaive Thrower without dying. | X | | |
| Isle of Conquest All-Star | In a single Isle of Conquest battle, assault a base, defend a base, destroy a vehicle and kill a player. | X | | |
| Isle of Conquest Veteran | Complete 100 victories in Isle of Conquest. | X | | |
| Isle of Conquest Victory | Win Isle of Conquest. | X | | |
| Master of Isle of Conquest | Complete the Isle of Conquest achievements listed below. | X | | |
| Master of Isle of Conquest | Complete the Isle of Conquest achievements listed below. | X | | |
| Mine | Win Isle of Conquest while controlling the Quarry, Oil Refinery, Shipyard, Siege Workshop and Hangar. | | X | |
| Mine | Win Isle of Conquest while controlling the Quarry, Oil Refinery, Shipyard, Siege Workshop and Hangar. | | X | |
| Mowed Down | In Isle of Conquest, destroy 10 vehicles and 100 players with turrets. | X | | |
| Resource Glut | Win Isle of Conquest while your team controls the Quarry and Oil Refinery. | | X | |
| Resource Glut | Win Isle of Conquest while your team controls the Quarry and Oil Refinery. | | X | |
| Blackrock Caverns | Defeat Ascendant Lord Obsidius in Blackrock Caverns. | X | X | |
| Cataclysm Dungeon Hero | Complete the heroic Cataclysm dungeon achievements listed below. | X | | |
| Glory of the Cataclysm Hero | Complete every Cataclysm Dungeon achievement. | X | | |
| Grim Batol | Defeat Erudax in Grim Batol. | X | X | |
| Halls of Origination | Defeat Rajh in Halls of Origination. | X | X | |
| Heroic: Blackrock Caverns | Defeat Ascendant Lord Obsidius in Blackrock Caverns on Heroic Difficulty. | X | X | |
| Heroic: Deadmines | Defeat Vanessa VanCleaf in Deadmines on Heroic Difficulty. | X | X | |
| Heroic: Grim Batol | Defeat Erudax in Grim Batol on Heroic Difficulty. | X | X | |
| Heroic: Halls of Origination | Defeat Rajh in Halls of Origination on Heroic Difficulty. | X | X | |
| Heroic: Lost City of the Tol'vir | Defeat Siamat, Lord of the South Wind in the Lost City of the Tol'vir on Heroic Difficulty. | X | X | |
| Heroic: Shadowfang Keep | Defeat Lord Godfrey in Shadowfang Keep on Heroic Difficulty. | X | X | |
| Heroic: The Stonecore | Defeat High Priestess Azil in the Stonecore on Heroic Difficulty. | X | X | |
| Heroic: The Vortex Pinnacle | Defeat Asaad in the Vortex Pinnacle on Heroic Difficulty. | X | X | |
| Heroic: Throne of the Tides | Defeat Ozumat in Throne of the Tides on Heroic Difficulty. | X | X | |
| Lost City of the Tol'vir | Defeat Siamat, Lord of the South Wind in the Lost City of the Tol'vir. | X | X | |
| The Stonecore | Defeat High Priestess Azil in the Stonecore. | X | X | |
| The Vortex Pinnacle | Defeat Asaad in the Vortex Pinnacle. | X | X | |
| Throne of the Tides | Defeat Ozumat in Throne of the Tides. | X | X | |
| Blackwing Descent | Defeat the bosses in Blackwing Descent. | X | X | |

Table 6: Complete listing of WoW achievements with coding, continues to next page

| Title | Description | Achievement | Social | Immersion |
|---|---|-------------|--------|-----------|
| Double Dragon | Kill 6 Twilight Fiends in the Twilight Realm and then defeat Valiona and Theralion in the Bastion of Twilight. | X | X | |
| Glory of the Cataclysm Raider | Complete the Cataclysm raid achievements listed below. | X | | |
| Heroic: Al'Akir | Defeat Al'Akir in the Throne of the Four Winds on Heroic Difficulty. | X | X | |
| Heroic: Ascendant Council | Defeat the Ascendant Council in the Bastion of Twilight on Heroic Difficulty. | X | X | |
| Heroic: Atramedes | Defeat Atramedes in Blackwing Descent on Heroic Difficulty. | X | X | |
| Heroic: Chimaeron | Defeat Chimaeron in Blackwing Descent on Heroic Difficulty. | X | X | |
| Heroic: Cho'gall | Defeat Cho'gall in the Bastion of Twilight on Heroic Difficulty. | X | X | |
| Heroic: Conclave of Wind | Defeat the Conclave of Wind in the Throne of the Four Winds on Heroic Difficulty. | X | X | |
| Heroic: Halfus Wyrmbreaker | Defeat Halfus Wyrmbreaker in the Bastion of Twilight on Heroic Difficulty. | X | X | |
| Heroic: Magmaw | Defeat Magmaw in Blackwing Descent on Heroic Difficulty. | X | X | |
| Heroic: Maloriak | Defeat Maloriak in Blackwing Descent on Heroic Difficulty. | X | X | |
| Heroic: Nefarian | Defeat Nefarian in Blackwing Descent on Heroic Difficulty. | X | X | |
| Heroic: Omnotron Defense System | Defeat the Omnotron Defense System in Blackwing Descent on Heroic Difficulty. | X | X | |
| Heroic: Sinestra | Defeat Sinestra in the Bastion of Twilight on Heroic Difficulty. | X | X | |
| Heroic: Valiona and Theralion | Defeat Valiona and Theralion in the Bastion of Twilight on Heroic Difficulty. | X | X | |
| Keeping it in the Family | Damage Nefarian below 50% health before he lands for the final confrontation and then defeat Nefarian in Blackwing Descent. | X | X | |
| The Bastion of Twilight | Defeat the bosses in the Bastion of Twilight. | X | X | |
| Throne of the Four Winds | Defeat the bosses in Throne of the Four Winds. | X | X | |
| Explore Deepholm | Explore Deepholm, revealing the covered areas of the world map. | | | X |
| Explore Hyjal | Explore Hyjal, revealing the covered areas of the world map. | | | X |
| Explore Twilight Highlands | Explore Twilight Highlands, revealing the covered areas of the world map. | | | X |
| Explore Uldum | Explore Uldum, revealing the covered areas of the world map. | | | X |
| Explore Vashj'ir | Explore Vashj'ir, revealing the covered areas of the world map. | | | X |
| From Hell's Heart I Stab at Thee | Defeat the Whale Shark in Vashj'ir (despite or perhaps because of the fact that he drops no loot). | | | X |
| Surveying the Damage | Explore the following areas in Kalimdor and the Eastern Kingdoms to see the changes wrought by the Cataclysm. | | | X |
| Beware of the 'Unbeatable?' Pterodactyl | Complete the jousting quests in Mount Hyjal up to and including Egg Wave. | X | | |
| Breaking Out of Tol Barad | Complete 100 daily quests in Tol Barad. | X | | |
| Coming Down the Mountain | Complete 115 quests in Mount Hyjal. | X | | |
| Deep into Deepholm | Complete 110 quests in Deepholm. | X | | |
| Fading into Twilight | Complete 120 quests in Twilight Highlands. | X | | |
| In a Thousand Years Even You Might be Worth Something | Complete the Coffers of Promise quests in Uldum up to and including Harrison Jones and the Temple of Uldum. | X | | |

Table 6: Complete listing of WoW achievements with coding, continues to next page

| Title | Description | Achievement | Social | Immersion |
|---|--|-------------|--------|-----------|
| Loremaster of Cataclysm | Complete the Cataclysm quest achievements listed below. | X | | |
| Loremaster of Cataclysm | Complete the Cataclysm quest achievements listed below. | X | | |
| Round Three. Fight! | Complete the Crucible of Carnage quests in Twilight Highlands up to and including The Twilight Terror! | X | | |
| Sinking into Vashj'ir | Complete 130 quests in Vashj'ir. | X | | |
| Sinking into Vashj'ir | Complete 130 quests in Vashj'ir. | X | | |
| Unearthing Uldum | Complete 105 quests in Uldum. | X | | |
| Artisan in Archaeology | Obtain 300 skill points in archaeology. | | | X |
| Expert in Archaeology | Obtain 225 skill points in archaeology. | | | X |
| Grand Master in Archaeology | Obtain 450 skill points in archaeology. | | | X |
| I Had It in My Hand | Find a rare artifact. | | | X |
| Illustrious Grand Master in Archaeology | Obtain 525 skill points in archaeology. | | | X |
| It Belongs in a Museum! | Find 20 rare artifacts. | | | X |
| Journeyman in Archaeology | Obtain 150 skill points in archaeology. | | | X |
| Kings Under the Mountain | Discover the following artifacts of the Dark Iron thanes. | | | X |
| Master in Archaeology | Obtain 375 skill points in archaeology. | | | X |
| Seven Scepters | Recover the following scepters from the various races of Azeroth. | | | X |
| What was Briefly Yours is Now Mine | Find 10 rare artifacts. | | | X |
| Dragonmaw Clan | Earn exalted status with the Dragonmaw Clan. | X | | X |
| One Hump or Two? | Obtain a camel mount in Uldum (with just one hump). | X | | |
| Ramkahen | Earn exalted status with the Ramkahen Tol'vir. | X | | X |
| The Earthen Ring | Earn exalted status with the Earthen Ring. | X | | X |
| The Guardians of Hyjal | Earn exalted status with the Guardians of Hyjal. | X | | X |
| Therazane | Earn exalted status with Therazane. | X | | X |
| Wildhammer Clan | Earn exalted status with the Wildhammer Clan. | X | | X |
| Ashenvale Quests | Complete 70 quests in Ashenvale. | X | | |
| Ashenvale Quests | Complete 62 quests in Ashenvale. | X | | |
| Azshara Quests | Complete 100 quests in Azshara. | X | | |
| Bloodmyst Isle Quests | Complete 60 quests in Bloodmyst Isle. | X | | |
| Darkshore Quests | Complete 90 quests in Darkshore. | X | | |
| Desolace Quests | Complete 55 quests in Desolace. | X | | |
| Dustwallow Marsh Quests | Complete 60 quests in Dustwallow Marsh. | X | | |
| Dustwallow Marsh Quests | Complete 48 quests in Dustwallow Marsh. | X | | |
| Felwood Quests | Complete 55 quests in Felwood. | X | | |
| Feralas Quests | Complete 40 quests in Feralas. | X | | |
| Feralas Quests | Complete 45 quests in Feralas. | X | | |
| Loremaster of Kalimdor | Complete the Kalimdor quest achievements listed below. | X | | |
| Loremaster of Kalimdor | Complete the Kalimdor quest achievements listed below. | X | | |
| Northern Barrens Quests | Complete 70 quests in Northern Barrens. | X | | |
| Silithus Quests | Complete 19 quests in Silithus. | X | | |
| Southern Barrens Quests | Complete 50 quests in Southern Barrens. | X | | |
| Southern Barrens Quests | Complete 40 quests in Southern Barrens. | X | | |
| Stonetalon Mountains Quests | Complete 55 quests in Stonetalon Mountains. | X | | |
| Stonetalon Mountains Quests | Complete 40 quests in Stonetalon Mountains. | X | | |
| Tanaris Quests | Complete 40 quests in Tanaris. | X | | |
| Thousand Needles Quests | Complete 60 quests in Thousand Needles. | X | | |
| Un'Goro Crater Quests | Complete 41 quests in Un'Goro Crater. | X | | |
| Winterspring Quests | Complete 58 quests in Winterspring. | X | | |

Table 6: Complete listing of WoW achievements with coding