



Houtepen, L., Heron, J., Suderman, M., Tilling, K., & Howe, L. (2018). Adverse childhood experiences in the children of the Avon Longitudinal Study of Parents and Children (ALSPAC). *Wellcome Open Research*, 3, [106]. <https://doi.org/10.12688/wellcomeopenres.14716.1>

Publisher's PDF, also known as Version of record

License (if available):
CC BY

Link to published version (if available):
[10.12688/wellcomeopenres.14716.1](https://doi.org/10.12688/wellcomeopenres.14716.1)

[Link to publication record in Explore Bristol Research](#)
PDF-document

This is the final published version of the article (version of record). It first appeared online via Wellcome Open Research at <https://wellcomeopenresearch.org/articles/3-106/v1>. Please refer to any applicable terms of use of the publisher.

University of Bristol - Explore Bristol Research

General rights

This document is made available in accordance with publisher policies. Please cite only the published version using the reference above. Full terms of use are available:
<http://www.bristol.ac.uk/pure/about/ebr-terms>



DATA NOTE

Adverse childhood experiences in the children of the Avon Longitudinal Study of Parents and Children (ALSPAC) [version 1; referees: 3 approved]

Lotte C. Houtepen , Jon Heron , Matthew J. Suderman, Kate Tilling, Laura D. Howe 

MRC Integrative Epidemiology Unit, University of Bristol, Bristol, BS8 2BN, UK

v1 **First published:** 30 Aug 2018, 3:106 (<https://doi.org/10.12688/wellcomeopenres.14716.1>)
Latest published: 30 Aug 2018, 3:106 (<https://doi.org/10.12688/wellcomeopenres.14716.1>)

Abstract

Background: Exposure to adverse childhood experiences (ACEs) is a risk factor for poor later life health. Here, we describe the ACE variables measured in the children of the Avon Longitudinal Study of Parents and Children (ALSPAC) study, and a method used to derive summary measures and deal with missing data in them.

Methods: The ALSPAC data catalogue (59 608 variables) was searched in September 2017 for measures on adversity exposure between birth and 18 years. 6140 adversity questions were then screened for conforming to our ACE definitions and suitability for dichotomisation. This screening identified 541 questions on ten 'classic' ACEs (sexual, physical or emotional abuse, emotional neglect, substance abuse by the parents, parental mental illness or suicide attempt, violence between parents, parental separation, bullying and parental criminal conviction) and nine additional ACEs (bond between parent and child, satisfaction with neighbourhood, social support for the parent, social support for the child, physical illness of a parent, physical illness of the child, financial difficulties, low social class and violence between child and partner). These were used to derive a binary construct for exposure to each ACE. Finally, as cumulative measures of childhood adversity, different combinations of the 19 ACE constructs were summed to give total adversity scores. An appropriate strategy for multiple imputation was developed to deal with the complex patterns of missing data.

Results: The ACE constructs and ACE-scores for exposure between birth and 16 years had prevalence estimates that were comparable to previous reports (for instance 4% sexual abuse, 18% physical abuse, 25% bullied, 32% parental separation).




Conclusions: ACE constructs, derived using a pragmatic approach to handle the high dimensional ALSPAC data, can be used in future analyses on childhood adversity in ALSPAC children.



Keywords

childhood adversity, trauma, ALSPAC, ACE, maltreatment

Open Peer Review

Referee Status: 

	Invited Referees		
	1	2	3
version 1			
published 30 Aug 2018	report	report	report

- 1 **Helen Minnis**, University of Glasgow, UK
- 2 **Snehal M. Pinto Pereira** , UCL
Research Department of Epidemiology & Public Health, UK
- 3 **Erin C Dunn** , Harvard Medical School, USA

Discuss this article

Comments (0)



This article is included in the [Avon Longitudinal Study of Parents and Children \(ALSPAC\)](#) gateway.

Corresponding author: Laura D. Howe (Laura.Howe@bristol.ac.uk)

Author roles: **Houtepen LC:** Data Curation, Formal Analysis, Investigation, Methodology, Project Administration, Software, Validation, Visualization, Writing – Original Draft Preparation, Writing – Review & Editing; **Heron J:** Methodology, Writing – Review & Editing; **Suderman MJ:** Supervision, Writing – Review & Editing; **Tilling K:** Methodology, Writing – Review & Editing; **Howe LD:** Conceptualization, Data Curation, Funding Acquisition, Methodology, Project Administration, Supervision, Writing – Review & Editing

Competing interests: No competing interests were disclosed.

Grant information: This work was supported by the Wellcome Trust ALSPAC core programme grant [102215]. The UK Medical Research Council and Wellcome [102215] and the University of Bristol provide core support for ALSPAC. This work was also supported by grants from the UK Economic and Social Research Council [ES/M010317/1 and ES/N000382/1]. Research reported in this publication was supported by the National Institute on Aging of the National Institutes of Health [R01AG048835]. The content is solely the responsibility of the authors and does not necessarily represent the official views of the National Institutes of Health. LDH is supported by a Career Development Award fellowship from the UK Medical Research Council [MR/M020894/1]. LCH, MS, JH, KT, and LDH work in a unit that receives funding from the University of Bristol and the UK Medical Research Council [MC_UU_12013/2].

The funders had no role in study design, data collection and analysis, decision to publish, or preparation of the manuscript.

Copyright: © 2018 Houtepen LC *et al.* This is an open access article distributed under the terms of the [Creative Commons Attribution Licence](#), which permits unrestricted use, distribution, and reproduction in any medium, provided the original work is properly cited.

How to cite this article: Houtepen LC, Heron J, Suderman MJ *et al.* **Adverse childhood experiences in the children of the Avon Longitudinal Study of Parents and Children (ALSPAC) [version 1; referees: 3 approved]** Wellcome Open Research 2018, 3:106 (<https://doi.org/10.12688/wellcomeopenres.14716.1>)

First published: 30 Aug 2018, 3:106 (<https://doi.org/10.12688/wellcomeopenres.14716.1>)

Introduction

Exposure to Adverse Childhood Experiences (ACE) is associated with substantial health consequences^{1,2}. Studies show a graded relationship between ACEs and poor outcomes, with the more ACEs a person suffers the greater their risk for many health conditions (for meta-analysis see 2). The most commonly examined ACEs³ include child maltreatment (e.g. emotional, physical and sexual abuse as well as physical or emotional neglect) and broader experiences of household dysfunction (e.g. violence between parents, parental separation and household affected by substance misuse, mental illness or criminal behaviour), although it has been argued other types of adversities (e.g. bullying, poverty, neighbourhood violence) should be included^{4,5} and many ACE studies incorporate additional adversities².

Our goal was to derive measures for childhood adversity for the children of a British birth cohort study, the Avon Longitudinal Study of Parents and Children (ALSPAC). In this cohort, a vast array of detailed adversity data has been obtained from multiple parent- and child-completed questionnaires administered throughout childhood and adolescence. Using these data presents challenges given the repeated measures, differences in measurement tools across time, and complex missing data patterns. Given the known co-occurrence of multiple forms of adversity and the potential presence of cumulative effects on health², we also derive ACE count score measures. In this Data Note, we describe the processes used to derive the ACE measures and resources available for researchers to use in their own studies, and we provide descriptive statistics of the ACE measures.

Methods

ALSPAC sample

ALSPAC recruited 14,541 pregnant women resident in Avon, UK (former county covering Bristol and the surrounding areas in the South West UK) with expected dates of delivery 1st April 1991 to 31st December 1992. Each enrolled mother either returned at least one questionnaire or attended a “Children in Focus” clinic by 19/07/99. Of these initial pregnancies, there were a total of 14,676 fetuses, resulting in 14,062 live births and 13,988 children who were alive at 1 year of age.

When the oldest children were approximately 7 years of age, an attempt was made to bolster the initial sample with eligible cases who had failed to join the study originally. As a result, when considering variables collected from the age of seven onwards there are data available for more than the 14,541 pregnancies mentioned above^{6,7}.

The total sample, including later enrolment phases, is 14,775 live births and 14,701 alive at 1 year of age. Note that for reasons of confidentiality questionnaire data belonging to children from triplet or quadruplet pregnancies have been removed, resulting in 14,691 eligible participants.

The mothers, their partners and the index child have been followed-up using clinics, questionnaires and links to routine data.

Please note that the study website contains details of all the data that is available through a fully [searchable data dictionary](#).

We restricted our derivation of ACE measures to the 12087 children who answered at least 10% of the 541 questions on ACE exposure between 0–18 years.

Ethical approval for the study was obtained from the ALSPAC Law and Ethics Committee and the Local Research Ethics Committees.

ACE questions

Based on previous literature on ACEs^{2–5}, previous research on childhood adversity in ALSPAC^{8–12} and discussion between LDH and LCH on ACEs to include, we searched for ALSPAC data on 20 ACEs. Ten of the twenty ACEs are frequently used in other research³: i. sexual abuse, ii. physical abuse, iii. emotional abuse, iv. emotional neglect, v. substance abuse by the parents, vi. parents have mental illness or attempted to commit suicide, vii. violence between parents, viii. parental separation, ix. bullying and x. parent convicted of an offence, whereas the other nine ACEs were either suggested more recently⁵, examined in ALSPAC before⁹ or identified as relevant by LDH and LCH when deciding which ACEs to include: xi. bond between parent and child, xii. satisfaction with neighbourhood, xiii. social support for the parent, xiv. social support for the child, xv. physical illness of a parent, xvi. physical illness of the child, xvii. financial difficulties, xviii. low social class, xix. violence between child and partner and xx. crowded housing.

In September 2017, text searches (see [Supplementary File 1](#) for keywords used) as well as a visual scan of the ALSPAC data dictionary (59608 variables) were performed by LCH to identify variables of interest. The resulting 12083 questions were compared to previous articles using ALSPAC data to ensure that we had identified all relevant variables^{8–12}. 6487 of the 12083 questions were classified into the 20 ACEs. After careful examination of the questions and response possibilities by LCH and LDH, questions were excluded if they did not conform to our ACE definitions (see section ‘ACE definitions’) or were unsuitable for dichotomisation. Crowded housing was the only ACE that was not included due to the limited number of questions on crowding and coverage of a small age range (birth–3 years).

Of the 644 remaining questions (see [Supplementary Table 1](#); [Supplementary File 1](#)), the 541 questions that covered exposure to nineteen ACEs between 0–18 years can be used for ACE derivation (overview of the types of variables in [Table 1](#)), whereas the other variables on ACE exposure before birth or after 18 years are recommended auxiliary variables for multiple imputation (see paragraph on ‘Multiple imputation’). 41 of these 541 ALSPAC questions ask about ACE exposure in two different time periods (e.g. the answer options for one question were ‘occurred when the child was 6 or 7 years’, ‘since 8th birthday’, ‘both time periods’ or ‘did not happen in past 3 years’). To enable examination of exposure in different time periods, each of these questions was split into two dummy variables

Table 1. The number of variables used to derive each adverse childhood experience (ACE), and the percentage of these that are based on prospective (versus retrospective) and child (versus parent) reported data.

	Number of variables	Prospective variables (n (%))	Child reported variables (n (%))
CLASSIC ADVERSE CHILDHOOD EXPERIENCES			
physical abuse	49	32 (65%)	9 (18%)
sexual abuse	12	7 (58%)	5 (42%)
emotional abuse	46	33 (72%)	5 (11%)
emotional neglect	23	20 (87%)	20 (87%)
bullying	19	19 (100%)	19 (100%)
substance household	70	70 (100%)	1 (1%)
violence between parents	48	44 (92%)	0 (0%)
parental mental health problems or suicide	82	78 (95%)	2 (2%)
parent convicted offence	25	21 (84%)	0 (0%)
parental separation	48	39 (81%)	3 (6%)
EXTENDED ADVERSE CHILDHOOD EXPERIENCES			
social class	6	6 (100%)	0 (0%)
financial difficulties	44	40 (91%)	0 (0%)
satisfaction with neighbourhood	11	11 (100%)	5 (45%)
social support of parent	14	14 (100%)	0 (0%)
social support of child	17	17 (100%)	17 (100%)
violence between child and partner	13	6 (46%)	13 (100%)
physical illness of the child	11	11 (100%)	0 (0%)
physical illness of a parent	23	23 (100%)	0 (0%)
parent-child bond	21	20 (95%)	3 (14%)

(e.g. exposure at age 6 or 7 and exposure at age 8 years), resulting in 582 ACE variables for exposure between 0–18 years. The majority of the early life data (0–8 years) is parent reported, but when the children were 8 years old they began self-reporting ACEs. Moreover, in their twenties, the participants retrospectively reported on child maltreatment (several forms of abuse and neglect), violent behaviour of their own partner as well as whether their parents were violent towards each other. Overall 89% of all ACE variables were collected prospectively, but we also included retrospective self-report measures as these complement the prospective data. For instance, the sexual abuse rates prospectively reported by parents were much lower than those retrospectively self-reported by the participants.

ACE definitions

The exact phrasing, definition and time of collection for variables on all nineteen ACEs is described in [Supplementary Table 2 \(Supplementary File 1\)](#), but in short:

1. ever sexually abused, forced to perform sexual acts or touch someone in a sexual way (*sexual abuse*);
2. adult in family was ever physically cruel towards or hurt the child (*physical abuse*);
3. parent was ever emotionally cruel towards the child or often said hurtful/insulting things to the child (*emotional abuse*);
4. child always felt excluded, misunderstood or never important to family, parents never asked or never listened when child talked about their free time (*emotional neglect*);
5. parent was a daily cannabis or any hard drug user, or, had an alcohol problem (*substance use*);
6. parent was ever diagnosed with schizophrenia or hospitalised for a psychiatric problem, or, during the first 18 years of the child's life, parent had an eating disorder (bulimia or anorexia), used medication for depression or anxiety, attempted suicide or scored above previously established cut-offs for depression (Edinburgh Postnatal Depression Scale (EPDS) >12¹³) (*mental health problems or suicide*);

7. parents were ever affected by physically cruel behaviour by partner, or, ever violent towards each other, including hitting, choking, strangling, beating, shoving (*parents violent towards each other*);
8. parents separated or divorced (*parental separation*);
9. child was a victim of bullying on a weekly basis (*bullying*);
10. parent was convicted of a crime (*parent convicted*);
11. child or parent not close to each other and when growing up, child never felt loved (*parent-child bond*);
12. child is not happy living in neighbourhood or would rather move, parent or child describe neighbourhood as bad (*satisfaction with neighbourhood*);
13. parent never had anyone to share feelings with (*social support of parent*);
14. child has no friends, unhappy with number of friends or friends hardly ever support them (*social support of child*);
15. parent hospitalised more than once or had cancer (*physical illness of a parent*);
16. child hospitalised more than once or had a medical condition or physical disability (*physical illness of the child*);
17. very difficult to afford food or heating, or, parent was affected by becoming homeless (*financial difficulties*);
18. highest household social class was in class V (unskilled work) or unemployed, based on mother's and her partner's occupations using the 1991 UK Office of Population Censuses and Surveys classification (classes I to V) (*social class*);
19. partner of child used physical force or violence, or, made them feel scared (*violence between child and partner*);

Derive ACE measures

The 582 ACE variables were recoded to a binary yes/no based on pre-set criteria ([Supplementary Table 1](#); [Supplementary File 1](#)). Only four of the 12083 participants had data for all 582 ACE variables. This is unsurprising considering the sensitive nature of the ACE questions as well as the diverse variables included (collected at many different time points over a long period (birth-23 years) from various informants (mother, child, mother's partner) with different methods (clinics, questionnaires)). Ideally, we would use multiple imputation to impute missing values of individual ACE-related questions, but the lack of complete cases in combination with the high number of variables would lead to a multi-dimensional imputation model that could not converge. Therefore, we opted for a pragmatic approach. We derived a binary construct for exposure to an ACE during a certain time period if the participant answered more than 50% of the questions for that ACE in the specified time

period (e.g. answered at least six of the twelve questions on exposure to sexual abuse between 0–16 years). For participants who had responded to <50% of the questions, we coded the binary ACE construct as missing. From here on we refer to the participants that had enough data to derive the ACE as 'ACE-derived'. Further details of the imputation procedure are provided below.

Similar to previous studies^{1,2}, a cumulative adversity measure was derived by summing exposure to the ten classic ACEs (ACE-score) and dividing the ACE-score into four categories (0, 1, 2-3 and more than 4 ACEs). Similarly, an extended ACE-score (summing exposure to all nineteen ACEs) and a categorical extended ACE-score (0-1, 2, 3-6 and more than 6 ACEs), with a similar distribution to the original scores, were derived.

The R code used to derive these ACE measures in R 3.3.1 will be supplied together with the data. We derived ACE measures for the time period 0–16 years, as this is a frequently used time period in previous ACE studies³, but the code can be readily adapted to different time periods between 0–18 years depending on a researcher's needs. However, note that questions that span a larger time window (e.g. exposure 0–11 years or 0–16 years) than the period of interest (e.g. 0–8 years) would be excluded from ACE construct calculations. The questions and cut offs used to derive the dataset described below are supplied in [Supplementary Table 1](#) and [Supplementary Table 2](#) ([Supplementary File 1](#)).

Multiple imputation

ACE measures were derived for participants who responded to at least 50% of the questions (ACE-derived); these participants are more affluent than the full cohort, and including only these participants in analyses will lead to lower ACE prevalence estimates and may induce selection bias¹⁴. Therefore, for multiple imputation we recommend including two types of auxiliary variables that make the missing-at-random assumption more plausible (see [Supplementary Table 3](#)):

1. sociodemographic indicators that are associated with both missingness and many of the ACEs ([Supplementary Table 6](#) and [Supplementary Table 7](#); [Supplementary File 1](#)) (ethnicity of the child, maternal age at birth, mother's home ownership status at birth, parity, maternal marital status at birth, mother and partner's highest educational qualification, maternal EPDS score at 18 and 32 weeks gestation and mother's partner's EPDS score at 18 weeks gestation, birthweight, gestational age, maternal weight, maternal BMI, maternal smoking during pregnancy)
2. adversity questions on ACE exposure either before birth (mother became homeless, mother taking medication for depression, parents' EPDS score, mother's opinion of neighbourhood, partner of mother was convicted of offence, mother separated from partner, partner's hard drug use, mother had difficulty affording heat or food, highest household social class) or between

18–21 years (mother's partner was emotionally cruel to child, maternal antidepressant use, mother separated from partner, partner of child was violent towards child, parent's alcohol use disorders identification score (AUDIT)). However, as adversity exposure may be rare we recommend only including questions with at least 50 adversity exposed participants in your own imputation model.

To illustrate the use of multiple imputation using these two types of auxiliary variables, we compare prevalence estimates for the imputed ACE constructs for exposure between 0–16 years to the prevalence estimates in the ACE-derived group. To preserve potential interactions between gender and adversity in relation to later outcomes, males (n=6214) and females (n=5873) were imputed separately before appending the two datasets. For both males and females, 90 imputed datasets were created using the `mice` package version 2.46.0 in R3.3.1 with 30 iterations per dataset¹⁵, based on the rule of thumb that the number of imputed datasets should be at least equal to the percentage of incomplete cases (9% for all 19 ACEs, 29% for ten classic ACEs) and for some variables the imputation model converged after 20 iterations¹⁶.

Do note that the multiple imputation process will need to be re-done for any future applications because the imputation model would have to be compatible with the analysis model(s) being used, so to avoid bias the imputation model should include the exposure, outcome and any covariates, plus any interactions and non-linearities¹⁶. For instance, our multiple imputation was carried out separately for males and females to enable examination of gender interactions in the imputed data, but to examine other interactions the imputation model would have to be adapted to reflect this.

Patterns of missing data and prevalence of ACEs

Consistent with a higher missingness rate in more deprived participants¹⁴, sociodemographic indicators (parental education, social class and home ownership) were lower in the ACE-derived group (Supplementary Table 4; Supplementary File 1). As expected, ACE prevalence estimates are higher in the imputed data (Table 2). In line with socially patterned adversity exposure, the imputed ACE prevalence estimates were higher in children from a lower social class (Supplementary Table 6; Supplementary File 1) and lower in children of highly educated women (Supplementary Table 7; Supplementary File 1).

In the imputed data, the classic ACE-score categories 0, 1, 2–3 and 4+ represented respectively 17, 25, 36 and 21% of the population (Table 2). Sexual abuse had the lowest prevalence (3.7%), whereas having a parent with mental health problems was most common (47%). Most of our ACE estimates were within a similar range to prevalence estimates reported in the New-Zealand based Dunedin birth cohort study¹⁷ or previous UK based ACE studies^{2,18–20}. Only parental mental health problems (41%), also our most prevalent ACE, was much higher than other ACE studies but still in line with lifetime mental health prevalence estimates in the US (Kessler *et al.*, 2005) and Northern Ireland (Bunting, Murphy, O'neill, & Ferry, 2012).

The correlation (Cramér's V for nominal variables) between the individual ACEs varied from low to medium with ϕ_c ranging 0 to 0.32 (Supplementary Figure 1; Supplementary File 1). Overall, emotional abuse, parental separation and violence between parents had the strongest correlations with other ACEs ($\phi_c > 0.2$ for at least four other ACEs). The strongest correlation was present for physical abuse and emotional abuse ($\phi_c = 0.32$).

Females were more likely to experience physical abuse and sexual abuse than males (respectively 19% and 5% in females versus 16% and 2% in males), and were less likely to experience emotional neglect, bullying, lack of social support, violence between child and partner and physical illnesses (respectively 20%, 23%, 10%, 12% and 7.5% in females versus 24%, 28%, 15%, 16%, 12% in males) (Supplementary Table 5; Supplementary File 1).

Dataset validation

Detailed, repeated measures of childhood adversity are available in the ALSPAC study. We extracted 582 variables documenting exposure to 19 different ACEs between birth and 18 years. Overall, ACE exposure prevalence did not differ by age of reporting or data source (indicated by similarly coloured circles in Figure 1). The higher prevalence for violence between parents at age 8 compared with other ages is likely related to the inclusion of more detailed questions at this time point.

Our definitions for the ten classic ACEs were very similar to the most commonly used definitions³, although, due to the data available, we focused on parents being convicted of a criminal offense, instead of incarceration of a parent. However, in this population-based setting the rate for convicted parents was less than 10%, thus it is unlikely incarceration would have been sufficiently prevalent to be examined as a separate ACE. In addition to the ten classic ACEs, we also derived several other types of ACEs. The reason for this is a growing body of literature showing there are other types of adversities that cluster with the original ACEs with a similar cumulative influence on health⁵.

Most of our ACE estimates are comparable to other studies^{17,21}, although in some previous UK population-based studies prevalence estimates tended to be slightly lower^{2,18–20}. Our higher rates could be due to the large number of data collection time points and mix of prospectively collected and retrospectively reported data from different reporters.

However, by using data from different sources over a large time period, missingness was a problem that had to be addressed. Importantly, it was not possible to even use a complete case approach. Furthermore, owing to the complex missing data pattern and large number of adversity variables, we had to take a pragmatic approach to imputation. We first calculated the ACE constructs for participants with at least 50% of the questionnaire items for each particular ACE (ACE-derived group). The remainder were coded as missing and imputed using multiple imputation. This assumes that the data are missing-at-random given the variables included in the imputation model¹⁶. Although this assumption is untestable, it allows for maximum

Table 2. Prevalence estimates for the ACE measures in the ACE-derived group as well as the imputed sample.

Variable	ACE-derived group (participants with data for at least 50% of ACE questions between 0–16 years)		Imputed data (N=12087)
	N	Mean (SE) for continuous variables % for categorical variables	Mean (SE) for continuous variables % for categorical variables
ACE-score	3598	1.77 (0.03)	2.18 (0.02)
Categorical ACE-score	3598		
0		22.3	17.4
1		28.7	25.2
2–3		35.1	36.1
4+		13.9	21.4
physical abuse	6447	14.9	17.6
sexual abuse	9120	2.8	3.7
emotional abuse	6921	19.3	22.5
emotional neglect	5716	19.3	22.1
bullying	7071	24.2	25.3
parents violent towards each other	6419	19.1	24.1
substance household	7371	9.4	13.7
parental mental health problems	7381	42.7	47.0
parent convicted	7656	7	9.4
parental separation	6603	25.3	32.2
Extended ACE-score	1109	3.00 (0.07)	3.58 (0.02)
Extended categorical ACE-score	1109		
0–1		25.4	29.1
2		23.2	22.5
3–5		39	47.1
6+		12.4	1.4
social class	5605	9.6	11.7
financial difficulties	7629	13.6	18.4
satisfaction with neighbourhood	8805	8.9	10.8
social support parent	6703	10.8	12.6
social support child	7935	11.1	13.8
violence between child and partner	4003	10.8	13.9
physical illness of the child	9292	8.9	9.9
physical illness of a parent	5875	24.1	27.1
parent-child bond	6842	19.4	22.5

use of the available ACE data, and we included a number of key sociodemographic variables in the imputation model to make this assumption more plausible. Any bias in the imputation model is likely to lead to underestimation of the ACE prevalence and potentially biases analyses towards the null¹⁴.

In our implementation of the ACE framework, we dichotomised all ACE variables based on pre-defined cut offs to capture exposure and derived an ACE count score measure that is widely used in literature as a summary variable. A limitation to our implementation is that the summing procedure implicitly

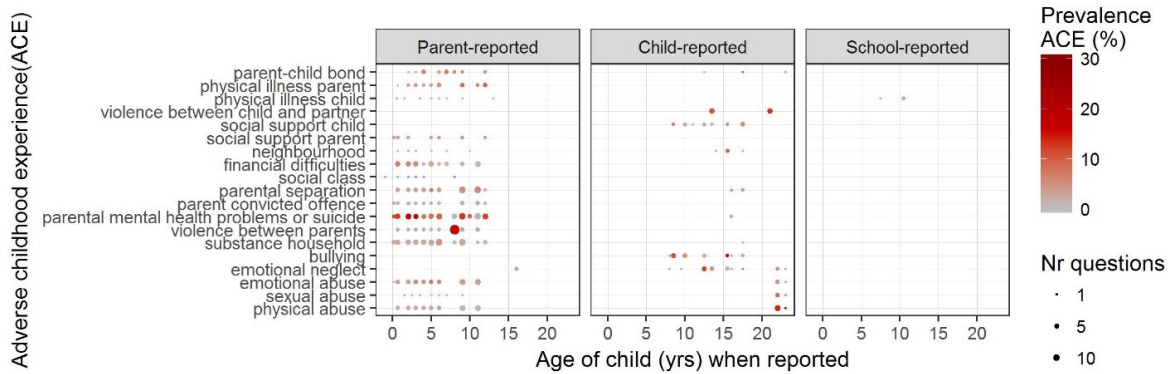


Figure 1. Prevalence of each ACE by age when reported, data source (parent, child or school) and number of individual questionnaire items. Each ACE prevalence was calculated for the participants that answered at least 50% of the questions for the ACE measure at each age of reporting and data source.

assumes that each ACE has the same direction and magnitude of effect on outcomes²². Also, there is more detail in the ALSPAC data that could be exploited, for instance on the subjective impact of ACE exposure. Researchers wishing to use these more detailed data could do so, but this would necessitate further data manipulation. Finally, we relied on the questionnaire and clinical childhood adversity data, but ALSPAC also has linkage data available on looked after children⁹ and there is future potential of linkage to criminal convictions and cautions.

Although other software packages can be used to derive the ACE measures, together with the data we will provide the R code we used to (1) dichotomise the variables, (2) derive the ACE measures for a specific time period and (3) implement multiple imputation.

Overall, we describe a pragmatic method for deriving ACE constructs using a wealth of data on a UK population-based sample. Missing data was a key issue that needed to be handled, which is why, for future analyses with these ACE measures, we advise using multiple imputation by adapting the framework detailed in this Data Note.

Ethics policies

Ethical approval for the study was obtained from the ALSPAC Ethics and Law Committee and the Local Research Ethics Committees. A comprehensive list of research ethics committee approval references is available to download at: <http://www.bristol.ac.uk/alspac/researchers/research-ethics/>.

Data availability

ALSPAC data access is through a system of managed open access. The steps below highlight how to apply for access to ALSPAC data, including access to the data and R scripts described in this data note .

1. Please read the [ALSPAC access policy \(PDF, 627kB\)](#) which describes the process of accessing the data and samples in detail, and outlines the costs associated with doing so.

2. You may also find it useful to browse our fully searchable [research proposals database](#), which lists all research projects that have been approved since April 2011.

3. Please [submit your research proposal](#) for consideration by the ALSPAC Executive Committee. You will receive a response within 10 working days to advise you whether your proposal has been approved.

If you have any questions about accessing data, please email alspac-data@bristol.ac.uk.

The ALSPAC data management plan describes in detail the policy regarding data sharing, which is through a system of managed open access.

Consent

Written informed consent was obtained from the parents of participating children after receiving a full explanation of the study. Children were invited to give assent where appropriate. Study members have the right to withdraw their consent for elements of the study or from the study entirely at any time. Full details of the ALSPAC consent procedures are available of the [study website](#).

Grant information

This work was supported by the Wellcome Trust ALSPAC core programme grant [102215].

The UK Medical Research Council and Wellcome [102215] and the University of Bristol provide core support for ALSPAC. This work was also supported by grants from the UK Economic and Social Research Council [ES/M010317/1 and ES/N000382/1]. Research reported in this publication was supported by the National Institute on Aging of the National Institutes of Health [R01AG048835]. The content is solely the responsibility of the authors and does not necessarily represent the official views of the National Institutes of Health. LDH is supported by a Career Development Award fellowship from the UK Medical Research

Council [MR/M020894/1]. LCH, MS, JH, KT, and LDH work in a unit that receives funding from the University of Bristol and the UK Medical Research Council [MC_UU_12013/2].

The funders had no role in study design, data collection and analysis, decision to publish, or preparation of the manuscript.

Acknowledgements

We are extremely grateful to all the families who took part in this study, the midwives for their help in recruiting them, and the whole ALSPAC team, which includes interviewers, computer and laboratory technicians, clerical workers, research scientists, volunteers, managers, receptionists and nurses.

Supplementary material

Supplementary File 1: Word document containing supporting text (on the data search, household social class derivation and auxiliary imputation variables), seven Supplementary tables (on ACE definitions, imputation variables, gender differences and ACE variables) and a Supplementary figure (on the correlation between different ACE constructs).

[Click here to access the data](#)

References

- Felitti VJ, Anda RF, Nordenberg D, *et al.*: **Relationship of childhood abuse and household dysfunction to many of the leading causes of death in adults. The Adverse Childhood Experiences (ACE) Study.** *Am J Prev Med.* 1998; 14(4): 245–58. [PubMed Abstract](#) | [Publisher Full Text](#)
- Hughes K, Bellis MA, Hardcastle KA, *et al.*: **The effect of multiple adverse childhood experiences on health: a systematic review and meta-analysis.** *Lancet Public Health.* 2017; 2(8): e356–66. [PubMed Abstract](#) | [Publisher Full Text](#)
- WHO: **Adverse Childhood Experiences International Questionnaire (ACE-IQ).** WHO. 2014; [cited 2018 Mar 27]. [Reference Source](#)
- Finkelhor D, Shattuck A, Turner H, *et al.*: **Improving the adverse childhood experiences study scale.** *JAMA Pediatr.* 2013; 167(1): 70–5. [PubMed Abstract](#) | [Publisher Full Text](#)
- Mersky JP, Janczewski CE, Topitzes J: **Rethinking the Measurement of Adversity.** *Child Maltreat.* 2017; 22(1): 58–68. [PubMed Abstract](#) | [Publisher Full Text](#)
- Boyd A, Golding J, Macleod J, *et al.*: **Cohort Profile: the ‘children of the 90s’—the index offspring of the Avon Longitudinal Study of Parents and Children.** *Int J Epidemiol.* 2013; 42(1): 111–27. [PubMed Abstract](#) | [Publisher Full Text](#) | [Free Full Text](#)
- Fraser A, Macdonald-Wallis C, Tilling K, *et al.*: **Cohort Profile: the Avon Longitudinal Study of Parents and Children: ALSPAC mothers cohort.** *Int J Epidemiol.* 2013; 42(1): 97–110. [PubMed Abstract](#) | [Publisher Full Text](#) | [Free Full Text](#)
- Cecil CA, Lysenko LJ, Jaffee SR, *et al.*: **Environmental risk, Oxytocin Receptor Gene (OXTR) methylation and youth callous-unemotional traits: a 13-year longitudinal study.** *Mol Psychiatry.* 2014; 19(10): 1071–7. [PubMed Abstract](#) | [Publisher Full Text](#) | [Free Full Text](#)
- Sidebotham P, Heron J, ALSPAC Study Team: **Child maltreatment in the “children of the nineties”: a cohort study of risk factors.** *Child Abuse Negl.* 2006; 30(5): 497–522. [PubMed Abstract](#) | [Publisher Full Text](#)
- Culpin I, Stapinski L, Miles ÖB, *et al.*: **Exposure to socioeconomic adversity in early life and risk of depression at 18 years: The mediating role of locus of control.** *J Affect Disord.* 2015; 183: 269–78. [PubMed Abstract](#) | [Publisher Full Text](#) | [Free Full Text](#)
- Lereya ST, Copeland WE, Costello EJ, *et al.*: **Adult mental health consequences of peer bullying and maltreatment in childhood: two cohorts in two countries.** *Lancet Psychiatry.* 2015; 2(6): 524–31. [PubMed Abstract](#) | [Publisher Full Text](#) | [Free Full Text](#)
- Soares ALG, Matijasevich A, Menezes AMB, *et al.*: **Adverse Childhood Experiences (ACEs) and Adiposity in Adolescents: A Cross-Cohort Comparison.** *Obesity (Silver Spring).* 2018; 26(1): 150–9. [PubMed Abstract](#) | [Publisher Full Text](#) | [Free Full Text](#)
- Pearson RM, Evans J, Kounali D, *et al.*: **Maternal depression during pregnancy and the postnatal period: risks and possible mechanisms for offspring depression at age 18 years.** *JAMA psychiatry.* 2013; 70(12): 1312–9. [PubMed Abstract](#) | [Publisher Full Text](#) | [Free Full Text](#)
- Howe LD, Tilling K, Galobardes B, *et al.*: **Loss to follow-up in cohort studies: bias in estimates of socioeconomic inequalities.** *Epidemiology.* 2013; 24(1): 1–9. [PubMed Abstract](#) | [Publisher Full Text](#) | [Free Full Text](#)
- van Buuren S, Groothuis-Oudshoorn K: **mi: Multivariate Imputation by Chained Equations in R.** *J Stat Softw.* 2011; 45(3). [Publisher Full Text](#)
- White IR, Royston P, Wood AM: **Multiple imputation using chained equations: issues and guidance for practice.** *Stat Med.* 2011; 30(4): 377–99. [PubMed Abstract](#) | [Publisher Full Text](#)
- Reuben A, Moffitt TE, Caspi A, *et al.*: **Lest we forget: comparing retrospective and prospective assessments of adverse childhood experiences in the prediction of adult health.** *J Child Psychol Psychiatry.* 2016; 57(10): 1103–12. [PubMed Abstract](#) | [Publisher Full Text](#) | [Free Full Text](#)
- Bellis MA, Lowey H, Leckenby N, *et al.*: **Adverse childhood experiences: retrospective study to determine their impact on adult health behaviours and health outcomes in a UK population.** *J Public Health (Oxf).* 2014; 36(1): 81–91. [PubMed Abstract](#) | [Publisher Full Text](#)
- Hughes K, Lowey H, Quigg Z, *et al.*: **Relationships between adverse childhood experiences and adult mental well-being: results from an English national household survey.** *BMC Public Health.* 2016; 16: 222. [PubMed Abstract](#) | [Publisher Full Text](#) | [Free Full Text](#)
- Leung JP, Britton A, Bell S: **Adverse Childhood Experiences and Alcohol Consumption in Midlife and Early Old-Age.** *Alcohol Alcohol.* 2016; 51(3): 331–8. [PubMed Abstract](#) | [Publisher Full Text](#) | [Free Full Text](#)
- Stoltenborgh M, Bakermans-Kranenburg MJ, Alink LRA, *et al.*: **The Prevalence of Child Maltreatment across the Globe: Review of a Series of Meta-Analyses.** *Child Abuse Negl.* 2015; 24(1): 37–50. [PubMed Abstract](#) | [Publisher Full Text](#)
- Howe LD, Tilling K, Lawlor DA: **Studying the life course health consequences of childhood adversity: challenges and opportunities.** *Circulation.* 2015; 131(19): 1645–7. [PubMed Abstract](#) | [Publisher Full Text](#) | [Free Full Text](#)

Open Peer Review

Current Referee Status:



Version 1

Referee Report 06 December 2018

<https://doi.org/10.21956/wellcomeopenres.16031.r33778>



Erin C Dunn 

Department Of Psychiatry, Harvard Medical School, Boston, MA, USA

Thank you for the opportunity to review this paper, which will be a terrific addition to the literature. As already noted by the prior reviewers, this paper is written at the perfect level to guide future researchers in using the ALSPAC data to incorporate ACES into their work. I especially commend the authors for their thoroughness, and transparency, which is reflected in every element of this paper. Comments below are minor in nature and aimed at helping to strengthen this already strong paper.

- In the last sentence of the Introduction, it would be helpful if the authors could add in additional language that helps to make clear the goals of a Data Note. I make this comment because, having not been familiar until now with this type of paper, later statements in the paper read a bit awkwardly without this context. I would therefore suggest a slight rephrasing to say something along the lines of: “In this Data Note, we describe the processes used to derive the ACE measures in ALSPAC, and report the results of univariate and bivariate analyses to summarize these measures and their association with social-demographic factors. We also provide practical guidance regarding multiple imputation strategies to employ when analyzing this ACE data as well as resources to better understand the ALSPAC data and how to access it, which we hope will be useful to both current and future users of ALSPAC data.
- In the Methods, please clarify this statement by perhaps adding “When the oldest children *in the cohort* were approximately 7 years of age”.
- As information about triplets and quadruplet pregnancies is noted, it would also be helpful to report the number of twins in the sample.
- The “classic” ACES are defined in a way that makes clear the valence of the experience, whereas the “add-on” items are not worded as such. I would consider possibly revising some of the labels where appropriate so that they are all worded negatively, consistent with the idea of these items tapping into adverse childhood experiences.
- The authors note: “The resulting 12083 questions were compared to previous articles using ALSPAC data to ensure that we had identified all relevant literature” – however, only 5 papers are then cited. If the authors did search a more extensive set of literature, it might be helpful to future users to present a listing of those papers in the Supplemental Materials. I also humbly suggest the authors consider citing one of my recent papers, which not only reported on a broad set of adversities, but also included a comprehensive strategy to address data missingness through multiple imputation¹.
- The authors use the terms “prospective” and “retrospective”, which although appear straightforward, are not so. It would be helpful – especially for new users to this dataset – to indicate in a table footnote (such as in Table 1) how these concepts were defined. Does prospective capture repeated events measured relatively close in time and within one year or two

years of the initial event occurrence? Does retrospective capture cross-sectional assessments where participants are asked to report on the occurrence of an experience years or even a decade earlier?

- Though I certainly could have missed it, it does not seem that the paper includes specific time points of assessment for each of the measures. Given all of the detailed work that was put into making this accessible, these details would help even more to assist new users in working with these data. The data that appears in the last table of the Supplemental Materials seems to possibly do that, though it is unclear what the authors mean by start time period and end tie period (Supplemental Table 1)? Although it would be tedious, it might be helpful to indicate more consistently the time frame that is captured through these measures in their description listed in Table 1.
- Under “Derive ACE measures” – I suggest a small wording change: “The R code used to derive these ACE measures in R will be supplied to *users at the time when data are requested from ALSPAC. This code is also available, per request, for existing data users*”
- Is there a reason why EPDS scores are included both as socio-demographic factors and adversities, under “Multiple Imputation”?
- It would be helpful if the authors could provide more detail in the supplement regarding the multiple imputation strategy. The average reader will not be able to interpret a sentence like this: “Note the use of passive imputation for the ACE count scores and categorical ACE score variables, which are therefore constructed from the imputed ACE constructs and not used as an auxiliary variable for the imputation of the individual ACE constructs.” If this Data Note is meant to serve as a guide for data users, it would be helpful to provide some basic introduction or literature for reference related to the type of imputation strategies employed (i.e., pointing out high-level differences between passive imputation, logistic regression, etc). Otherwise, I worry these important details will be lost in translation. Relatedly, it would also be helpful to indicate how the imputed datasets were actually combined for analysis (or how point estimates were combined/averaged).
- Under “Patterns of Missing Data...”, please restate to “participants with more deprivation”. Please also note the two references in this section are unnumbered.
- In the “Dataset Validation” section – or in the supplement, please provide one sentence to clarify “subjective impact of ACE exposure”, as this would not be clear to most users. Relatedly, the authors note that there is a subset of children who have documented cases of maltreatment, but this data is not actually readily available (I have tried to access this data without success, as it sounds like the N’s are too small and there were some concerns about data confidentiality). Consistent with the paper’s focus on transparency and practicality, it might be helpful to add in one additional sentence to provide a bit more context related to this issue and soften the hopefulness of that data being as rich as it now sounds.
- Under “Data Availability” section 3, would be helpful to add “ and what the costs are to access the data”, as data user costs vary widely across datasets.
- In the Supplemental...
- What does Criterion dichotomization mean? How it was asked? Or whether it is possible to dichotomize the response?
- I would encourage the authors to add spaces in between the variables of the “Differences” tables (i.e., gender, social class, etc) or make the first column of this table wider to increase readability.

References

1. Dunn EC, Soare TW, Raffeld MR, Busso DS, Crawford KM, Davis KA, Fisher VA, Slopen N, Smith ADAC, Tiemeier H, Susser ES: What life course theoretical models best explain the relationship between exposure to childhood adversity and psychopathology symptoms: recency, accumulation, or sensitive periods?. *Psychol Med.* 2018; **48** (15): 2562-2572 [PubMed Abstract](#) | [Publisher Full Text](#)

Is the rationale for creating the dataset(s) clearly described?

Yes

Are the protocols appropriate and is the work technically sound?

Yes

Are sufficient details of methods and materials provided to allow replication by others?

Yes

Are the datasets clearly presented in a useable and accessible format?

Yes

Competing Interests: I have co-written two papers with Dr. Suderman, available here <https://www.biorxiv.org/content/early/2018/02/24/271122> and here <https://www.biorxiv.org/content/early/2018/06/27/355743>. I do not believe this collaboration has influenced my ability to provide an objective review.

Referee Expertise: Psychiatric and lifecourse epidemiology; genetics and epigenetics; childhood adversity and its effects on psychiatric outcomes

I have read this submission. I believe that I have an appropriate level of expertise to confirm that it is of an acceptable scientific standard.

Referee Report 03 December 2018

<https://doi.org/10.21956/wellcomeopenres.16031.r34235>



Snehal M. Pinto Pereira 

UCL Research Department of Epidemiology & Public Health, London, UK

Thank you for asking me to review this paper. It is going to be extremely useful for future researchers planning on using measures of ACEs in ALSPAC. It is pitched at the right level, putting much of the detail in supplementary tables – so as not to distract from the main purpose (i.e. how ACE variables were generally measured in ALSPAC and a recommended strategy to deal with missing data). I appreciate the pragmatic approach to missing data taken because of issues re: lack of complete cases and high number of variables in the dataset. I commend the authors for their careful consideration to multiple imputation and the appropriate guidance given for future researchers using this data. I do have some, mostly minor, queries that I detail below.

1. I would urge the authors to consider referencing papers or government documents on the conventional definitions of some of the ACEs considered in the manuscript and how the measures used from ALSPAC compare to these definitions. See, for example Gilbert et al *Lancet.* 2009¹ and Her Majesty's Government; Department for Education. Working together to safeguard children.

2015². This information can be added as an extra column in supplementary table 2. Considering these standard definitions, I query whether “Partner/respondent was physically cruel to child” is specific enough to be considered physical abuse. I also wonder if the authors would consider whether “child never felt loved”, currently part of the parent-child bond, would be better placed as a component of neglect (which is defined in the 2015 document to include neglect of, or unresponsiveness to, a child’s basic emotional needs).

2. A footnote could be added to Table 2 explaining how mean (SE)/% is calculated for the imputed data e.g. where these calculated for each imputed dataset and then averaged across the imputed datasets?
3. I recommend a quick re-read of the supplementary section to ensure that all the table numbers etc are accurate (e.g. the section starts with supplementary table 2, and then in the missing data section references supplementary table 1, but presents supplementary table 3).
4. How were the binary ACE measures actually created? E.g. for sexual abuse, 6 items were considered (assuming no missing data) – how were these items combined together to create the binary ‘sexual abuse’ variable.
5. Supplementary Figure 1 is, in my view, important and a sub-section of it could be considered as a figure in the main text. Both researchers and practitioners are interested in which ACEs are correlated and which aren’t (and, for example, it is interesting to note that the high correlation between physical abuse and emotional abuse is observed in other datasets/generations).
6. In a few places, clarity of text can be improved e.g. “Xix: violence between child and partner”, could be re-phrased to be “violence between the child and their partner”.

References

1. Gilbert R, Widom CS, Browne K, Fergusson D, Webb E, Janson S: Burden and consequences of child maltreatment in high-income countries. *Lancet*. 2009; **373** (9657): 68-81 [PubMed Abstract](#) | [Publisher Full Text](#)
2. Her Majesty's Government, Department for Education: Working together to safeguard children. *Appendix A*. 2015. [Reference Source](#)

Is the rationale for creating the dataset(s) clearly described?

Yes

Are the protocols appropriate and is the work technically sound?

Yes

Are sufficient details of methods and materials provided to allow replication by others?

Yes

Are the datasets clearly presented in a useable and accessible format?

Yes

Competing Interests: No competing interests were disclosed.

Referee Expertise: lifecourse epidemiology, obesity, physical activity, child maltreatment, birth cohorts

I have read this submission. I believe that I have an appropriate level of expertise to confirm that it is of an acceptable scientific standard.

Referee Report 27 September 2018

<https://doi.org/10.21956/wellcomeopenres.16031.r33780>



Helen Minnis

Institute of Health and Wellbeing, University of Glasgow, Glasgow, UK

This is a very clear and “researcher-friendly” paper which will be extremely useful for future users of ALSPAC data. It describes a careful search within ALSPAC for variables that offer useful information for constructing both “classic” Adverse Childhood Experiences variables as well as several additional ones. This has allowed construction of a “classic” ACE scale as well as an “extended” ACE scale and categorical versions of both are also offered. Detailed information has been supplied about the way multiple imputation was used to derive more realistic ACE prevalences, since the proportion of the ALSPAC cohort with enough ACE data to construct actual ACE scores differs socio-demographically from the entire cohort. The supplementary material is useful and, in general, the right things are kept for supplementary files so that the paper itself flows nicely.

Specific points are below – all are minor and are mainly points of clarity.

Page 3: Please clarify “violence between child and partner”? Reader might think “mother’s partner”. Would be helpful to say “violence between child and child’s partner”? Becomes clearer in “definitions” but useful to mention here.

Was parental death too rare to include? Might be worth mentioning. Also I notice there isn’t a “physical neglect” question as in the original Felitti questionnaire. Not necessarily a problem but worth mentioning early on.

Page 4: When participants, in their 20s, retrospectively reported on “violent behaviour of their own partner”, do you know during what age range? Presumably under 18 but do you know what the lowest age was? I guess – if this occurred largely, say, between age 14 and 18, one could argue this was not really “childhood”.

Page 5, second column, para 2 where you talk about categories of the extended ACE score, can you say a bit more here to justify why you picked those particular categories?

This section is confusing and needs more clarification: “However, note that questions that span a larger time window (e.g. exposure 0–11 years or 0–16 years) than the period of interest (e.g. 0–8 years) would be excluded from ACE construct calculations.”

The section on multiple imputation, especially the illustration on page 6 of imputation, is likely to be very helpful for future ALSPAC-users.

Page 6, second column first para: might be worth expanding this paragraph a bit by commenting more on some of results in Figure 1 supplementary material. You might want to mention both the highest correlations and also some very apparently uncorrelated variables such as emotional neglect. I think a lot of practitioners and clinicians will want to know what is correlated with what and may be surprised at some of this.

I wonder if the title of your Dataset Validation section might be expanded a bit to “Dataset validation, strengths and limitations” because you do seem to expand into general limitations here.

Tiny wording points:

Abstract: “the high dimensional” – should this be “the highly dimensional”?

Thank you for asking me to review this very helpful paper.

Is the rationale for creating the dataset(s) clearly described?

Yes

Are the protocols appropriate and is the work technically sound?

Yes

Are sufficient details of methods and materials provided to allow replication by others?

Yes

Are the datasets clearly presented in a useable and accessible format?

Yes

Competing Interests: No competing interests were disclosed.

I have read this submission. I believe that I have an appropriate level of expertise to confirm that it is of an acceptable scientific standard.
