

## PDF hosted at the Radboud Repository of the Radboud University Nijmegen

The following full text is a publisher's version.

For additional information about this publication click this link.

<http://hdl.handle.net/2066/29793>

Please be advised that this information was generated on 2018-07-07 and may be subject to change.

## Measurement of the branching ratios for the decays $\tau \rightarrow \text{hadron } \pi^0 \nu$ and $\tau \rightarrow \text{hadron } \pi^0 \pi^0 \nu$

Crystal Ball Collaboration

D. Antreasyan <sup>a</sup>, H.W. Bartels <sup>b</sup>, D. Besset <sup>c</sup>, Ch. Bieler <sup>d</sup>, J.K. Bienlein <sup>b</sup>, A. Bizzeti <sup>e</sup>,  
E.D. Bloom <sup>f</sup>, I. Brock <sup>g</sup>, K. Brockmüller <sup>b</sup>, R. Cabenda <sup>c</sup>, A. Cartacci <sup>e</sup>, M. Cavalli-Sforza <sup>h</sup>,  
R. Clare <sup>f</sup>, A. Compagnucci <sup>e</sup>, G. Conforto <sup>c</sup>, S. Cooper <sup>f,1</sup>, R. Cowan <sup>c</sup>, D. Coyne <sup>h</sup>, A. Engler <sup>g</sup>,  
K. Fairfield <sup>f</sup>, G. Folger <sup>i</sup>, A. Fridman <sup>f,2</sup>, J. Gaiser <sup>f</sup>, D. Gelfman <sup>f</sup>, G. Glaser <sup>i</sup>, G. Godfrey <sup>f</sup>,  
K. Graaf <sup>d</sup>, F.H. Heimlich <sup>e,d</sup>, F.H. Heinsius <sup>d</sup>, R. Hofstadter <sup>f</sup>, J. Irion <sup>a</sup>, Z. Jakubowski <sup>j</sup>,  
H. Janssen <sup>k,3</sup>, K. Karch <sup>b</sup>, S. Keh <sup>l</sup>, T. Kiel <sup>d</sup>, H. Kilian <sup>l</sup>, I. Kirkbride <sup>f</sup>, T. Kloiber <sup>b</sup>,  
M. Kobel <sup>i</sup>, W. Koch <sup>b</sup>, A.C. König <sup>k</sup>, K. Königsmann <sup>l,3</sup>, R.W. Krämer <sup>g</sup>, S. Krüger <sup>d</sup>,  
G. Landi <sup>e</sup>, R. Lee <sup>f</sup>, S. Leffler <sup>f</sup>, R. Lekebusch <sup>d</sup>, A.M. Litke <sup>f</sup>, W. Lockman <sup>f</sup>, S. Lowe <sup>f</sup>,  
B. Lurz <sup>i</sup>, D. Marlow <sup>g</sup>, H. Marsiske <sup>b</sup>, W. Maschmann <sup>d</sup>, P. McBride <sup>a</sup>, H. Meyer <sup>b</sup>, B. Muryn <sup>j</sup>,  
F. Messing <sup>g</sup>, W.J. Metzger <sup>k</sup>, B. Monteleoni <sup>e</sup>, R. Nernst <sup>d</sup>, B. Niczyporuk <sup>f</sup>, G. Nowak <sup>j</sup>,  
C. Peck <sup>m</sup>, P.G. Pelfer <sup>e</sup>, B. Pollock <sup>f</sup>, F.C. Porter <sup>m</sup>, D. Prindle <sup>g</sup>, P. Ratoff <sup>m</sup>, M. Reidenbach <sup>k</sup>,  
B. Renger <sup>g</sup>, C. Rippich <sup>g</sup>, M. Scheer <sup>l</sup>, P. Schmitt <sup>l</sup>, J. Schotanus <sup>k</sup>, J. Schütte <sup>i</sup>, A. Schwarz <sup>f</sup>,  
D. Sievers <sup>d</sup>, T. Skwarnicki <sup>b</sup>, V. Stock <sup>d</sup>, K. Strauch <sup>a</sup>, U. Strobusch <sup>d</sup>, J. Tompkins <sup>f</sup>,  
H.J. Trost <sup>b</sup>, B. van Uitert <sup>f</sup>, R.T. Van de Walle <sup>k</sup>, H. Vogel <sup>g</sup>, A. Voigt <sup>b</sup>, U. Volland <sup>i</sup>,  
K. Wachs <sup>b</sup>, K. Wacker <sup>f</sup>, W. Walk <sup>k</sup>, H. Wegener <sup>i</sup>, D.A. Williams <sup>a,h</sup> and P. Zschorsch <sup>b</sup>

<sup>a</sup> Harvard University <sup>4</sup>, Cambridge, MA 02138, USA

<sup>b</sup> Deutsches Elektronen Synchrotron DESY, W-2000 Hamburg, FRG

<sup>c</sup> Princeton University <sup>5</sup>, Princeton, NJ 08544, USA

<sup>d</sup> I. Institut für Experimentalphysik <sup>6</sup>, Universität Hamburg, W-2000 Hamburg, FRG

<sup>e</sup> INFN and University of Firenze, I-50100 Florence, Italy

<sup>f</sup> HEPL, Department of Physics <sup>7</sup>, and Stanford Linear Accelerator Center <sup>8</sup>, Stanford University, Stanford, CA 94305, USA

<sup>g</sup> Carnegie-Mellon University <sup>9</sup>, Pittsburgh, PA 15213, USA

<sup>h</sup> University of California at Santa Cruz <sup>10</sup>, Santa Cruz, CA 95064, USA

<sup>i</sup> Universität Erlangen-Nürnberg <sup>11</sup>, W-8520 Erlangen, FRG

<sup>j</sup> Cracow Institute of Nuclear Physics, PL-30055 Cracow, Poland

<sup>k</sup> University of Nijmegen and NIKHEF <sup>12</sup>, NL-6525 ED Nijmegen, The Netherlands

<sup>l</sup> Universität Würzburg <sup>13</sup>, W-8700 Würzburg, FRG

<sup>m</sup> California Institute of Technology <sup>14</sup>, Pasadena, CA 91125, USA

Received 8 February 1991

The Crystal Ball detector at the DORIS II storage ring at DESY has been used to measure the branching ratios for the decay modes  $\tau^\pm \rightarrow h^\pm \pi^0 \nu$  and  $\tau^\pm \rightarrow h^\pm \pi^0 \pi^0 \nu$ , where  $h^\pm$  is any charged hadron. The results are  $\text{BR}(\tau^\pm \rightarrow h^\pm \pi^0 \nu) = (22.0 \pm 0.8 \pm 1.9)\%$ ,  $\text{BR}(\tau^\pm \rightarrow h^\pm \pi^0 \pi^0 \nu) = (5.7 \pm 0.5 \pm 1.7)\%$ . The first result is in good agreement with the present world average. The decay mode  $h^\pm \pi^0 \pi^0 \nu$  is reconstructed in  $\tau$  decays for the first time. Its branching ratio, however, is somewhat lower than the corresponding world average, and therefore tends to increase the one-prong problem.

## 1. Introduction

Since the discovery of the  $\tau$  lepton [1] in  $e^+e^- \rightarrow \tau^+\tau^-$ , a large number of groups at various laboratories have investigated its properties [2]. All evidence available to date supports the validity of the standard model and the treatment of the  $\tau$  lepton as the sequential partner of the muon and electron.

The one-prong decays (the decays to a single charged particle) of the  $\tau$ , however, still present puzzling aspects. The measured exclusive branching ratios agree well with their predictions. However, their sum is smaller than the measured inclusive one-prong branching ratio [3–7]. It is not clear whether this discrepancy indicates as yet undetected decays or is simply due to poor measurements, in particular of the modes involving several neutral particles.

The Crystal Ball detector is an excellent apparatus to detect photons (and  $e^\pm$ ) with high efficiency and to determine their energy and direction with high precision. Therefore it is well suited to investigate  $\tau$  decay modes involving  $\pi^0$ 's by explicit reconstruc-

tion of the latter. In this paper we present the results of a high statistics analysis of the  $\tau$  decay modes  $\tau^\pm \rightarrow h^\pm \pi^0 \nu$  and  $\tau^\pm \rightarrow h^\pm \pi^0 \pi^0 \nu$ , where  $h^\pm$  is a charged hadron.

## 2. Detector

The Crystal Ball detector has been described in detail elsewhere [8,9] and its properties are only briefly summarized here. It is a nonmagnetic calorimeter designed to measure precisely the energies and directions of electromagnetically showering particles. The main part of the detector consists of a spherical shell of 672 NaI(Tl) crystals covering 93% of  $4\pi$  sr. The length of each crystal corresponds to about 16 radiation lengths and to about 1 nuclear interaction length. An additional 5% of the solid angle is covered by end-caps, consisting of 40 NaI(Tl) crystals; these end-caps, however, do not allow as accurate a measurement of the energy and direction of a particle and are only used to veto events having particles outside the main detector.

For electromagnetically showering particles the measurement of energy and direction is made using thirteen contiguous crystals in the main detector. This procedure yields an energy resolution given by  $\sigma_E/E = (2.7 \pm 0.2)\% / \sqrt{E/\text{GeV}}$ . For such particles the angular resolution in the polar angle <sup>#1</sup> with respect to the beam axis is  $\sigma_\theta = 2^\circ - 3^\circ$ , the resolution improving as the energy increases.

Proportional tube chambers surrounding the beam pipe detect charged particles. Depending on the run period, the chambers consisted of three or four double layers of tubes. The inner (outer) layer covers 98% (78%) of  $4\pi$  sr. Charge division readout allows a determination of the  $z$ -position to  $\sigma = 1.5\%$  of the length of the tube, i.e., from 9.8 mm for the inner layer to 5.5 mm for the outer layer.

Photons, electrons and positrons yield a rather symmetric lateral energy deposition pattern in the NaI(Tl), with typically 70% of the energy in one crystal and about 98% within a group of thirteen contiguous crystals. A charged particle is identified by a

<sup>#1</sup> The  $z$  axis is in the direction of the  $e^+$  beam, the origin is at the center of the overlapping beam bunches, and  $\theta$  is the angle with respect to the  $z$  axis.

<sup>1</sup> Present address: Max-Planck-Institut für Physik, W-8000 Munich 40, FRG.

<sup>2</sup> Permanent address: DPHPE, Centre d'Etudes Nucléaires de Saclay, F-91191 Gif-sur-Yvette, France.

<sup>3</sup> Present address: CERN, CH-1211 Geneva 23, Switzerland.

<sup>4</sup> Supported by the US Department of Energy, contract No. DE-AC02-76ER03064.

<sup>5</sup> Supported by the US Department of Energy, contract No. DE-AC02-76ER03072 and by the National Science Foundation, grant No. PHY82-08761.

<sup>6</sup> Supported by the German Bundesministerium für Forschung und Technologie, contract No. 054 HH 11P(7) and by the Deutsche Forschungsgemeinschaft.

<sup>7</sup> Supported by the US Department of Energy, contract No. DE-AC03-76SF00326 and by the National Science Foundation, grant No. PHY81-07396.

<sup>8</sup> Supported by the US Department of Energy, contract No. DE-AC03-76SF00515.

<sup>9</sup> Supported by the US Department of Energy, contract No. DE-AC02-76ER03066.

<sup>10</sup> Supported by the National Science Foundation, grant No. PHY85-12145.

<sup>11</sup> Supported by the German Bundesministerium für Forschung und Technologie, contract No. 054 ER 11P(5).

<sup>12</sup> Supported by FOM-NWO, The Netherlands.

<sup>13</sup> Supported by the German Bundesministerium für Forschung und Technologie.

<sup>14</sup> Supported by the US Department of Energy, contract No. DE-AC03-81ER40050 and by the National Science Foundation, grant No. PHY75-22980.

track in the tube chambers that is correlated with an energy deposition in the calorimeter. Muons and charged hadronic particles that do not undergo a strong interaction deposit energy by ionization only. Minimum ionizing particles typically deposit about 200 MeV in one or two crystals. If an energetic charged hadron interacts strongly while traversing the ball, the deposited energy is in general much larger than 200 MeV and the pattern of the hadronic shower is very irregular compared to that of an electromagnetic shower.

### 3. Monte Carlo simulation

We made a Monte Carlo simulation of  $\tau\tau$  events to determine the efficiencies of our selection criteria. The KORALB program [10] was used to generate  $e^+e^- \rightarrow \tau^-\tau^+$  events. This program includes radiative corrections up to  $O(\alpha^3)$  and effects due to spin correlations between the  $\tau$ 's. The  $\tau$ 's are decayed by the package TAUOLA #2, which includes all the standard  $\tau$  decay modes. It has been found that the decay of the  $\tau$  into two (or three) pions proceeds dominantly via  $\rho$  (or  $a_1$ ) resonance production [4] #3. Resonance production is therefore assumed in the Monte Carlo simulation. Our selection criteria, however, are chosen such that the efficiency does not strongly depend on this assumption.

The generated events are passed through a complete detector simulation including the following features: (a) Electromagnetically showering particles are simulated by the program EGS 3 [15]. (b) Hadronic interactions in the detector are simulated by an improved version of the GHEISHA 6 program [16,17]. (c) Extra energy deposited in the crystals by beam-related background is taken into account by adding special background events to Monte Carlo events. These background events are obtained by triggering

#2 Part of the Monte Carlo data was generated with version 1.4 of TAUOLA, another part with version 1.5. The main difference between these versions is the inclusion of radiative (QED) corrections to the decay products of the  $\tau$ . No significant differences, however, were observed in the efficiency determination when using one or the other subsample. For TAUOLA 1.5 see ref. [11].

#3 For the  $\rho$  resonance, see ref. [12]; for the  $a_1$  resonance, see ref. [13], see also ref. [14].

on one in every  $10^7$  beam crossings, with no other condition imposed. (d) Events are reconstructed using our standard software and subjected to the same cuts as the data.

### 4. Data sample

The data used in this analysis were collected at the DORIS II storage ring at DESY in the center-of-mass energy ( $E_{CM}$ ) range from 9.4 to 10.6 GeV. The data sample corresponds to an integrated luminosity of  $256 \text{ pb}^{-1}$  and a corresponding number of produced  $e^+e^- \rightarrow \tau^+\tau^-$  events of  $N_\tau = (267 \pm 11) \times 10^3$ . The luminosity is measured [9] using large-angle Bhabha scattering events with an accuracy better than 3%. The number of produced  $\tau\tau$  pairs is calculated using the measured luminosity and the radiatively corrected QED cross section [10] for  $e^+e^- \rightarrow \tau^+\tau^-$  in the above energy range. For the data taken on the  $\Upsilon(1S)$  and  $\Upsilon(2S)$  resonances, the additional contribution from  $\Upsilon \rightarrow \tau\tau$  is calculated from the number of  $\Upsilon$ 's produced and their leptonic branching ratios.

### 5. Analysis method

To identify  $e^+e^- \rightarrow \tau^+\tau^-$  events we require that one of the  $\tau$ 's decays to one charged particle and nothing else visible:  $\tau \rightarrow e\nu$ ,  $\tau \rightarrow \mu\nu$  or  $\tau \rightarrow h\nu$ , where  $h$  is a charged  $\pi$  or  $K$ . We refer to the charged particle as the "tag". We are looking for events where the other  $\tau$  decays into  $h^\pm\pi^0\nu$  or  $h^\pm\pi^0\pi^0\nu$  #4. Therefore, we select low multiplicity events with a jet-jet topology: a single charged particle on one side, and a charged particle plus some associated photons on the other side of the event.

In our experiment we do not measure the  $\pi^\pm$  energy; therefore, it is impossible to reconstruct the  $\rho$  and  $a_1$  resonances. The determination of the branching ratios for  $\tau^\pm \rightarrow h^\pm\pi^0\nu$  and  $\tau^\pm \rightarrow h^\pm\pi^0\pi^0\nu$  is performed by counting the  $\tau$  decays with one or two  $\pi^0$ 's.

#4 We use " $h^\pm$ " to denote a charged hadron. Charged pions and kaons cannot be distinguished in our experiment. Most of the charged hadrons in  $\tau$  decay are pions, a small contribution from kaons, however, is expected [7].

We account for feeddown from other  $\tau\tau$  channels into the channels of interest, e.g., feeddown of  $\tau\tau \rightarrow \rho\nu, \rho\bar{\nu}$  into  $\tau\tau \rightarrow \text{tag}, a_1\nu$ ; and of  $\tau\tau \rightarrow \text{tag}, a_1\nu$  into  $\tau\tau \rightarrow \text{tag}, \rho\nu$ . The latter process occurs if one of the  $\pi^0$ 's from the  $a_1$  decay misses the main detector or when a  $\pi^\pm$  and  $\pi^0$  from a highly boosted  $\rho$  (from  $a_1^\pm \rightarrow \rho^\pm \pi^0$ ) are not resolved by the detector.

A  $\pi^0$  is reconstructed from its two decay photons. For low-momentum  $\pi^0$ 's the two photons have a large enough opening angle that their energy depositions in the calorimeter are well separated. Such  $\pi^0$ 's are reconstructed from the invariant mass of two well-measured photons; we refer to this as method (1).

For  $\pi^0$  energies above 500 MeV, it becomes increasingly likely that the photon showers overlap, giving a single elongated energy deposition. Such "merged"  $\pi^0$ 's are identified by method (2), which is an analysis of the shape of the energy deposition, yielding the invariant mass and the direction cosines of the parent  $\pi^0$ . This method [18] makes use of the second moment,  $S$ , of the energy distribution, which is calculated using

$$S = \frac{1}{E} \sum_i E_i (\hat{n}_i - \langle \hat{n} \rangle)^2, \quad (1)$$

where  $E_i$  is the energy deposited in crystal  $i$  and  $\hat{n}_i$  is the unit vector formed by the direction cosines of crystal  $i$ . The sum runs over all the crystals in the energy cluster under consideration;  $E = \sum_i E_i$  is the total energy of the cluster; and  $\langle \hat{n} \rangle = \sum_i E_i \hat{n}_i / E$  is the direction of its center-of-gravity. The invariant mass  $M$  of the shower is given by  $M^2 = E^2 - E^2 \langle \hat{n} \rangle^2 = E^2 S$ . Using Monte Carlo simulations it was found that an estimate for the real invariant mass (also called shower mass) of particle X, decaying into two photons, can be calculated using the expression

$$M_X^2 = E^2 (S - S_\gamma), \quad (2)$$

where  $S_\gamma = 0.004$  is the average second moment of a single photon shower.

In the search for  $\tau^\pm \rightarrow h^\pm \pi^0 \pi^0 \nu$ , the highest detection efficiency is obtained by selecting one  $\pi^0$  via method (1) and the other via method (2). This is simply a consequence of the energy distribution of the  $\pi^0$ 's in this process. In the search for  $\tau^\pm \rightarrow \pi^\pm \pi^0 \nu$ , the highest efficiency is obtained with method (2). However, use of this method would result in a heavy contamination by events containing a highly ener-

getic photon, e.g.,  $e^+e^- \rightarrow e^+e^-\gamma, \mu^+\mu^-\gamma$ . Estimation and subtraction of such background is expected to result in a large systematic error. Therefore, we have chosen to use method (1) for this process.

## 6. General cuts

We start with a set of general cuts to select the desired  $\tau\tau$  sample from a large data sample including radiative Bhabha and  $\mu^+\mu^-$  events, continuum hadron events, two-photon events,  $\Upsilon$  decays and events originating from beam-gas and beam-wall collisions. This first set of cuts is the same for both the  $\tau^\pm \rightarrow h^\pm \pi^0 \nu$  and the  $\tau^\pm \rightarrow h^\pm \pi^0 \pi^0 \nu$  analyses. The cuts below are designed to reduce the above background as much as possible while retaining a maximum acceptance for the channels of interest.

- We require exactly two charged particles in the main detector ( $|\cos\theta| < 0.85$ ). These particles must have a deposited energy of at least 75 MeV, and at most  $0.85 \times E_{\text{beam}}$  each. The angle between their directions must be larger than  $90^\circ$ . In addition, at least one of the charged particles must be isolated from neutral particles; that is, there must not be a neutral particle (with an energy of more than 50 MeV) within  $60^\circ$  of the charged particle direction.

- The total energy ( $E_{\text{vis}}$ ) measured in the main detector is required to satisfy  $2 \text{ GeV} < E_{\text{vis}} < 0.75 \times E_{\text{CM}}$ . The lower limit, apart from reducing the machine related background and two photon events, also ensures that the trigger efficiency is 100%. Further, we require the energy deposited in the endcaps to be less than 100 MeV.

- To obtain events having a large energy flow perpendicular to the beam directions, we require that the transverse energy  $E_T$  be greater than 1500 MeV. The transverse energy is defined as  $E_T = \sum_i E_i \sin\theta_i$ , where  $E_i$  and  $\theta_i$  are the energy deposited in, and the polar angle of, crystal  $i$ , respectively.

- The events must have a jet-jet topology; this is achieved by requiring the second Fox-Wolfram moment [19] to be greater than 0.4. This moment is defined as  $H_2 = \sum_{i,j} E_i E_j (3 \cos^2 \alpha_{ij} - 1) / 2 (\sum_k E_k)^2$ , where  $E_i$  is the energy deposition in crystal  $i$  and  $\alpha_{ij}$  is the angle between crystals  $i$  and  $j$ .

Further selection criteria depend on the specific  $\tau$  decay mode under study.

### 7. $\tau$ decays with one $\pi^0$

We first discuss the selection of  $\tau\tau$  events where one of the  $\tau$ 's decays into  $h^\pm\pi^0\nu$ . Recall (section 5) that we reconstruct such a  $\pi^0$  using two well-separated photons. Therefore, we require two neutral particles that must fulfill the following conditions:

- For their energy ( $E_{\gamma_i}$ ) and polar angle ( $\theta_{\gamma_i}$ ), we require  $E_{\gamma_i} > 50$  MeV and  $|\cos\theta_{\gamma_i}| < 0.85$ , respectively. Their lateral energy deposition patterns must be consistent with that of electromagnetically showering particles. Furthermore, the sum of their energies,  $E_{\gamma_1} + E_{\gamma_2}$ , is required to be smaller than 1200 MeV, because it is more likely that a  $\pi^0$  above 1200 MeV produces a "merged" shower in the calorimeter. In addition, we require the angle between the directions of  $\gamma_1$  and  $\gamma_2$  to be smaller than  $120^\circ$ .

- The direction of their total momentum,  $\mathbf{p}_{\gamma_1} + \mathbf{p}_{\gamma_2}$ , must be within  $90^\circ$  of the direction of one of the charged particles. The  $\pi^0$  and the charged particle  $h^\pm$  whose direction is closest to that of the  $\pi^0$  are assumed to originate from the same  $\tau$ . The other charged particle is the tagging particle.

In addition to these two photons, we allow at most one neutral particle with an energy less than 50 MeV in the main detector. We thus allow at most one soft radiative photon. Further, we require:

- The pseudo-invariant mass of the  $h^\pm\gamma\gamma$  system to be smaller than 1400 MeV (i.e., well below the  $\tau$  mass). The term "pseudo" refers to the fact that we do not measure the real  $h^\pm$  energy. In the calculation of the invariant mass, the energy deposited by the charged hadron is used instead.

- The tagging particle to be a highly energetic electron or positron (as expected from  $\tau \rightarrow e\nu\bar{\nu}$ ); that is, (a) the lateral energy deposition must be consistent with that of an electromagnetically showering particle, and (b) its energy must be greater than 1000 MeV.

Tagging on an  $e^\pm$  results in events with a typical  $\tau\tau$  signature: a lepton on one side, hadrons on the other. We do not lose much efficiency by this cut because most of the events where the tag is a  $\mu^\pm$ ,  $\pi^\pm$  or  $K^\pm$  were already (unavoidably) rejected by the lower limit on the visible energy  $E_{\text{vis}}$ . By requiring an energy deposition of at least 1000 MeV for the tagging particle, we avoid the problem that most of the energy needed to pass the lower limit on  $E_{\text{vis}}$  comes from

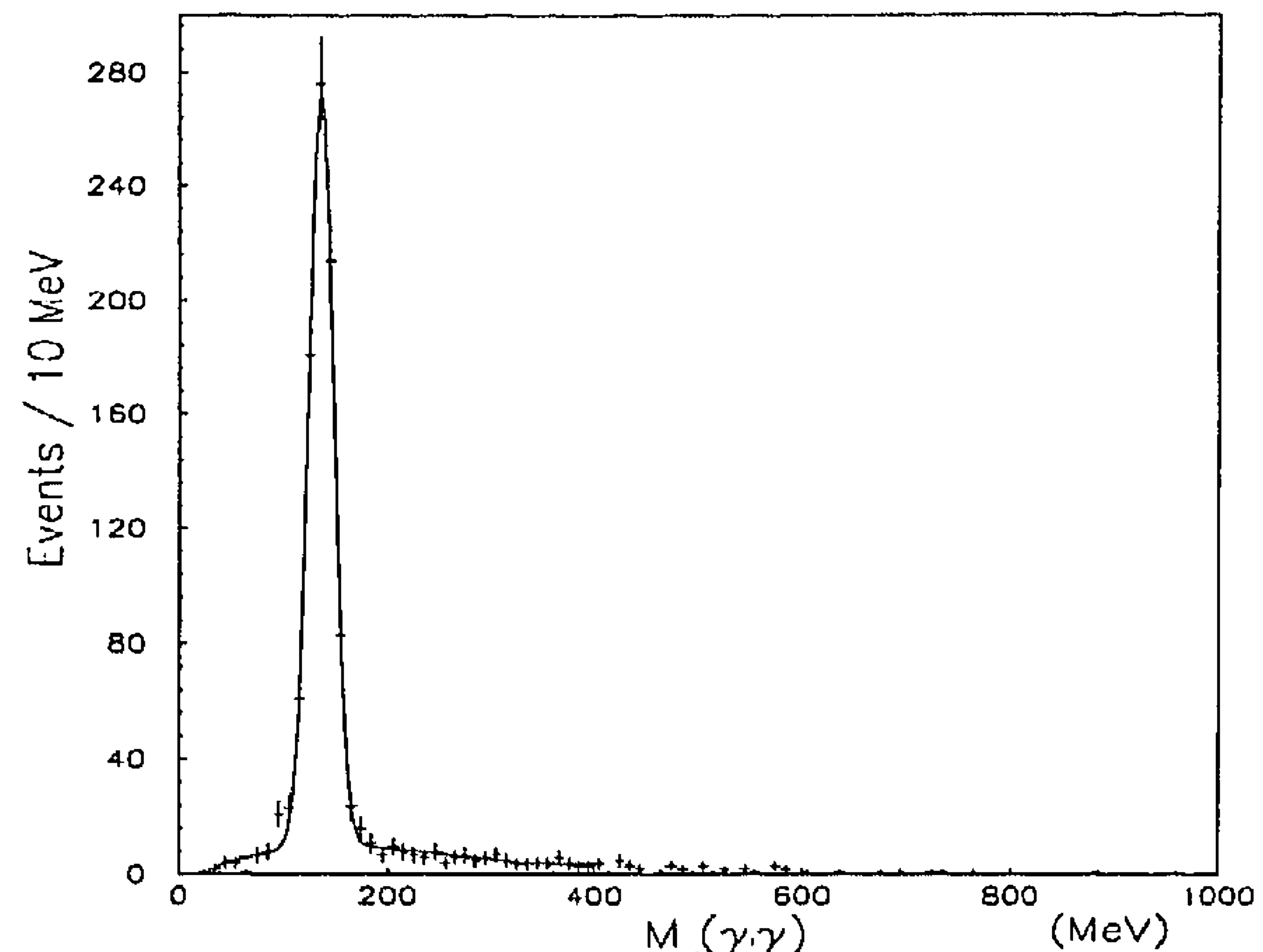


Fig. 1. The two-photon invariant mass distribution from  $\tau\tau$  events where one  $\tau$  decayed into  $h^\pm\pi^0\nu$  and the other  $\tau$  into  $e\nu\bar{\nu}$ .

the  $h^\pm\pi^0$  system. Since the selected photons are relatively soft, the absence of this cut would have biased the events such that the charged pion deposits a lot of energy in the calorimeter. This would have led to a large systematic error because the uncertainty in the Monte Carlo simulation for the  $h^\pm$  interaction in the NaI increases with the deposited  $h^\pm$  energy.

Fig. 1 shows the distribution of the invariant mass of the two photons for the events that passed the above cuts. To obtain the number of  $\tau\tau$  events with one  $\pi^0$ , the signal plus background is fitted with a gaussian on top of a third order polynomial for the background. The  $\pi^0$  mass thus obtained was consistent with the known value of the  $\pi^0$  mass, and the width of the distribution with the resolution of our detector. From the fit we find  $800 \pm 28$  events. From a Monte Carlo simulation of continuum hadron ( $q\bar{q}$ ) events [20] we expect the continuum to contribute  $21 \pm 14$  events to the peak. No evidence for other background not originating from  $\tau\tau$  events was found. The number of  $\tau\tau$  events with one  $\pi^0$  thus becomes  $779 \pm 31$ .

The selected data sample does, however, contain events originating from  $\tau$  decays involving an  $a_1$  as described in section 5; their contribution is also determined by a Monte Carlo simulation. Significant feeddown comes from the following decay channels:  $\tau\tau \rightarrow e\nu\bar{\nu}a_1\bar{\nu}$ ,  $\pi(K)\nu a_1\bar{\nu}$ , and  $\rho\nu a_1\bar{\nu}$ , where the  $a_1$  subsequently decays into  $\rho\pi^0$ . The fractions of such events that pass our cuts for  $\tau^\pm \rightarrow \rho^\pm\nu \rightarrow \pi^\pm\pi^0\nu$  are:  $f_{ea_1} =$

$(0.34 \pm 0.04)\%$ ,  $f_{\pi(\kappa)a_1} = (0.07 \pm 0.03)\%$  and  $f_{\rho a_1} = (0.04 \pm 0.02)\%$ , respectively. Because the actual feeddown is dependent on the branching ratio for  $\tau^\pm \rightarrow a_1^\pm \nu \rightarrow \pi^\pm \pi^0 \pi^0 \nu$  the former can only be determined after (or simultaneously with) the determination of the latter.

### 8. $\tau$ decays with two $\pi^0$ 's

We now proceed with the selection of  $\tau\tau$  events where one of the  $\tau$ 's decays to two neutral pions. Recall (section 5) that we reconstruct one of the  $\pi^0$ 's using the shower-mass technique and the other  $\pi^0$  using two well-separated photons. In addition to the set of general cuts described in section 6, we make the following cuts:

- We require exactly three neutral energy clusters, at least one with  $E > 500$  MeV and the other(s) with  $E > 50$  MeV, in the main ball. The cluster with the highest shower mass  $M$  and with  $E > 500$  MeV is the "merged"- $\pi^0$  candidate. The other two clusters are the single-photon candidates.

- In addition to these energy clusters, we allow at most one neutral particle with an energy less than 50 MeV in the main detector (to allow for a radiative photon).

- The single-photon candidates must have lateral energy deposition patterns consistent with being a single photon. Just as in the selection of events containing only one  $\pi^0$ , we require that  $E_{\gamma_1} + E_{\gamma_2} < 1200$  MeV and that the angle between the directions of  $\gamma_1$  and  $\gamma_2$  be smaller than  $120^\circ$ .

We now introduce some cuts to ensure to a high degree that the  $\pi^0$  and both photons originate from the decay of the same  $\tau$ . These cuts mainly select against feeddown of events of the type  $\tau\tau \rightarrow \rho\nu\rho\bar{\nu}$ .

- The direction of the total momentum of the neutral particles,  $\mathbf{p}_{\text{neut}} = \mathbf{p}_{\pi^0} + \mathbf{p}_{\gamma_1} + \mathbf{p}_{\gamma_2}$ , must be close to one of the charged particles, i.e., if  $\mathbf{n}_{\text{ch}}$  is the direction of a charged particle, then for at least one of the charged particles one must have  $(\mathbf{p}_{\text{neut}} \cdot \mathbf{n}_{\text{ch}}) / |\mathbf{p}_{\text{neut}}| > 0.2$ . In addition, the other charged particle should be at least  $120^\circ$  away from the direction of  $\mathbf{p}_{\text{neut}}$ .

- The pseudo-invariant mass of the  $h^\pm \pi^0 \gamma \gamma$  system must be smaller than 1400 MeV.

We do not make any additional cuts on the tagging particle such as those used in the  $\tau^\pm \rightarrow h^\pm \pi^0 \nu$  analysis. Such cuts are unnecessary here. The bias of the se-

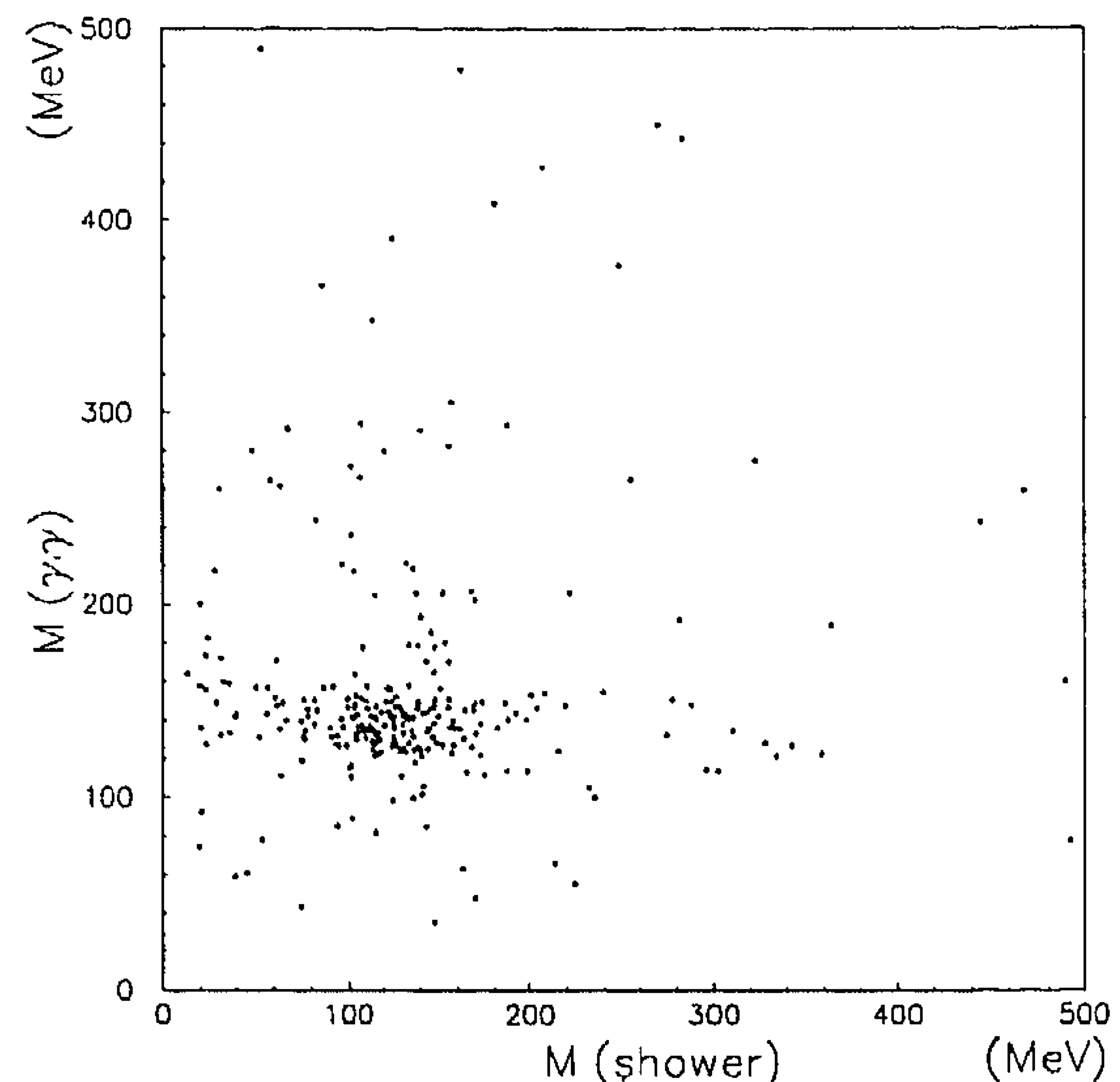


Fig. 2. The two-photon invariant mass  $M(\gamma, \gamma)$ , versus the shower mass,  $M(\text{shower})$ , in  $\tau\tau$  events after all the cuts described in the text. Events clustering around the  $\pi^0$  mass on both axes come from  $\tau^\pm \rightarrow h^\pm \pi^0 \pi^0 \nu$ .

lected events towards high energy depositions from charged pions (as described in the last item of the previous section) does not occur here, because we now have two neutral pions that deposit their total energy in the calorimeter.

In fig. 2 we plot the invariant mass of the two photons versus the shower mass of the "merged"- $\pi^0$  candidate. Clear clustering of  $\pi^0\pi^0$  events is observed. After a cut on the shower mass ( $90 < M < 180$  MeV), we make a projection on the  $M(\gamma, \gamma)$  axis (fig. 3). This  $\gamma\gamma$  mass distribution is fitted with a gaussian  $\pi^0$  signal plus a linear polynomial for the background. The  $\pi^0$  mass from the fit was consistent with the known value and the width with the resolution of our detector. The number of  $\tau\tau$  events with two  $\pi^0$ 's thus found is  $133 \pm 12$  events. This number contains a small contribution from the process  $\tau\tau \rightarrow \rho\nu\rho\bar{\nu}$ : From a Monte Carlo sample of 11 000 events only two events survived the selection criteria for  $\tau^\pm \rightarrow h^\pm \pi^0 \pi^0 \nu$ . Again, the actual feeddown can only be given after (or simultaneously with) the determination of  $\text{BR}(\tau^\pm \rightarrow h^\pm \pi^0 \nu)$ . No evidence of other background to the peak was found.

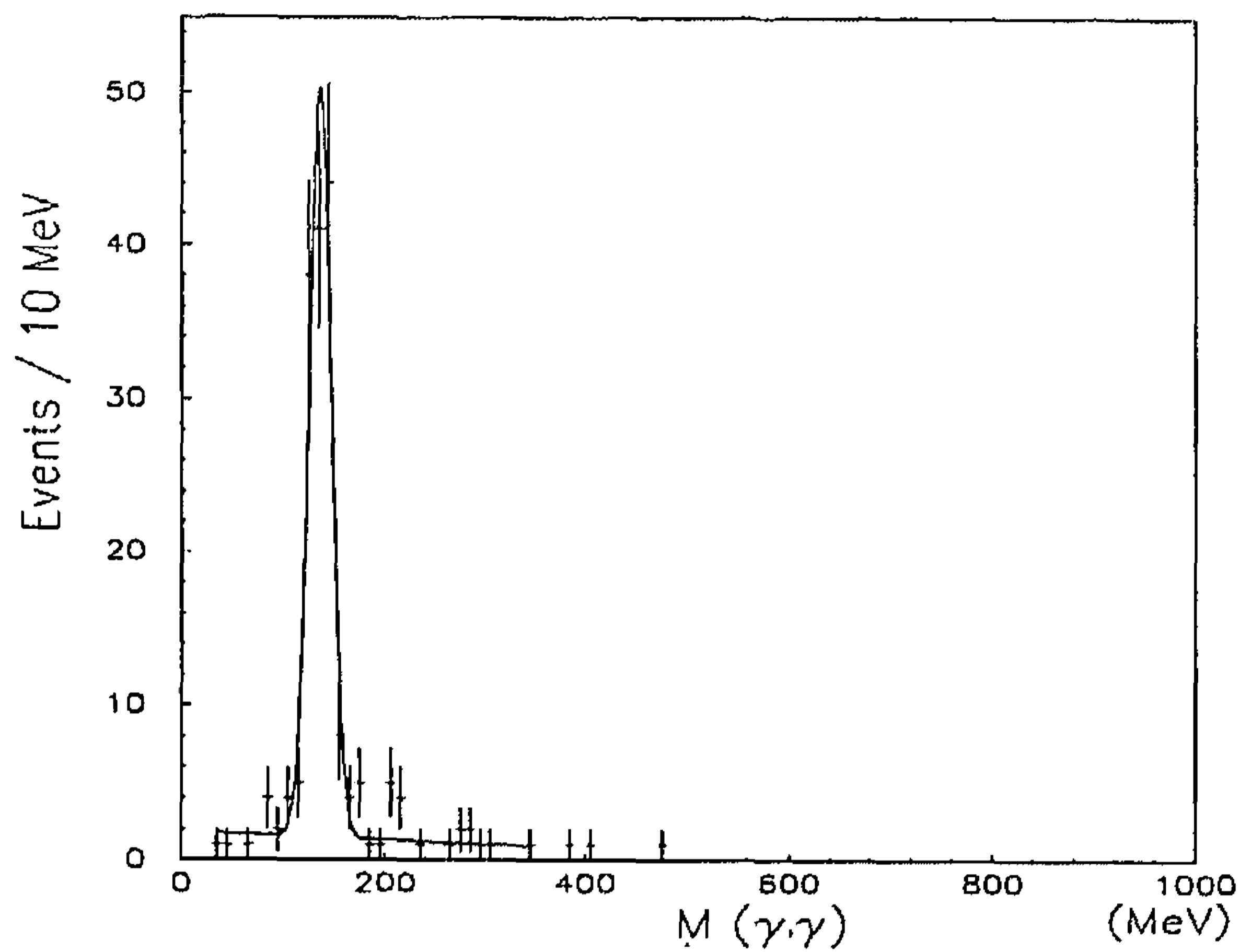


Fig. 3. The invariant mass of the two photons in  $\tau\tau$  events after one  $\pi^0$  has already been identified by the shower mass technique.

## 9. Results

If  $N(\pi^0)$  is the number of observed  $\tau\tau$  events with one  $\pi^0$ , the branching ratio for  $\tau^\pm \rightarrow h^\pm \pi^0 \nu$  is given by

$$\text{BR}(\tau^\pm \rightarrow h^\pm \pi^0 \nu) = \frac{N(\pi^0) - N^{\text{bg}}(\pi^0)}{2[\epsilon_{\text{tag},\rho} + \frac{1}{2}\epsilon_{\rho\rho} \cdot \text{BR}(\tau^\pm \rightarrow h^\pm \pi^0 \nu)]N_\tau}, \quad (3)$$

where  $N^{\text{bg}}(\pi^0)$  is the feeddown from  $\tau\tau \rightarrow \text{tag}, a_1 \nu$  events (section 7), i.e.,

$$\begin{aligned} N^{\text{bg}}(\pi^0) = & 2[\text{BR}(\tau \rightarrow e\nu\bar{\nu}) \cdot f_{e a_1} \\ & + \text{BR}(\tau \rightarrow \pi(K)\nu) \cdot f_{\pi(K) a_1} + \text{BR}(\tau^\pm \rightarrow h^\pm \pi^0 \nu) \cdot f_{\rho a_1}] \\ & \times \text{BR}(\tau^\pm \rightarrow h^\pm \pi^0 \pi^0 \nu) N_\tau, \end{aligned} \quad (4)$$

and

$$\begin{aligned} \epsilon_{\text{tag},\rho} = & \text{BR}(\tau \rightarrow e\nu\bar{\nu}) \cdot \epsilon_{e\rho} + \text{BR}(\tau \rightarrow \mu\nu\bar{\nu}) \cdot \epsilon_{\mu\rho} \\ & + \text{BR}(\tau \rightarrow \pi(K)\nu) \cdot \epsilon_{\pi(K)\rho} \\ = & (0.62 \pm 0.02)\%. \end{aligned}$$

$N_\tau = (267 \pm 11) \times 10^3$  is the total number of  $\tau\tau$  events in our full data sample. For the branching ratios of the tagging particles we use the Particle Data Group values [7],  $\text{BR}(\tau \rightarrow e\nu\bar{\nu}) = (17.7 \pm 0.4)\%$ ,  $\text{BR}(\tau \rightarrow \mu\nu\bar{\nu}) = (17.8 \pm 0.4)\%$  and  $\text{BR}(\tau \rightarrow \pi(K)\nu) = (11.7 \pm 0.5)\%$ . The selection efficiencies  $\epsilon_{\text{tag},\rho}$  and  $\epsilon_{\text{tag},a_1}$  for the  $\tau\tau$  channels contributing to our selected data samples are shown in table 1. The subscripts  $\rho$  and  $a_1$  of

Table 1

Efficiencies of the selection criteria for  $\tau^\pm \rightarrow h^\pm \pi^0 \nu$  and  $\tau^\pm \rightarrow h^\pm \pi^0 \pi^0 \nu$  of the contributing  $\tau\tau$  channels. The error given is due to limited Monte Carlo statistics.

$\tau^\pm \rightarrow h^\pm \pi^0 \nu$	Efficiencies [%]	$\tau^\pm \rightarrow h^\pm \pi^0 \pi^0 \nu$	Efficiencies [%]
$\epsilon_{e\rho}$	$3.36 \pm 0.09$	$\epsilon_{e a_1}$	$1.05 \pm 0.07$
$\epsilon_{\mu\rho}$	$< 0.01$	$\epsilon_{\mu a_1}$	$0.72 \pm 0.09$
$\epsilon_{\pi(K)\rho}$	$0.19 \pm 0.03$	$\epsilon_{\pi(K) a_1}$	$0.79 \pm 0.08$
$\epsilon_{\rho\rho}$	$0.25 \pm 0.05$	$\epsilon_{\rho a_1}$	$0.10 \pm 0.03$

the efficiencies  $\epsilon$  above are used to remind the reader that  $\rho$  and  $a_1$  dominance is assumed in the simulated  $\tau$  decays. The efficiencies are defined in the following way: e.g.,  $\epsilon_{e\rho}$  is the ratio of  $\tau\tau$  Monte Carlo events (one  $\tau$  decaying into  $e\nu\bar{\nu}$  and the other into  $\rho\nu$ ) accepted by our selection criteria to the total number of such events.

The branching ratio for  $\tau^\pm \rightarrow h^\pm \pi^0 \pi^0 \nu$  is given by

$$\text{BR}(\tau^\pm \rightarrow h^\pm \pi^0 \pi^0 \nu) = \frac{N(\pi^0 \pi^0) - N^{\text{bg}}(\pi^0 \pi^0)}{2\epsilon_{\text{tag},a_1} N_\tau}, \quad (5)$$

where  $N(\pi^0 \pi^0)$  is the number of  $\tau\tau$  events that passed our selection criteria,  $N^{\text{bg}}(\pi^0 \pi^0)$  is the feeddown from  $\tau\tau \rightarrow \rho\nu\rho\bar{\nu}$  (section 8),

$$N^{\text{bg}}(\pi^0 \pi^0) = \frac{2}{11000} [\text{BR}(\tau^\pm \rightarrow h^\pm \pi^0 \nu)]^2 N_\tau, \quad (6)$$

and

$$\begin{aligned} \epsilon_{\text{tag},a_1} = & \text{BR}(\tau \rightarrow e\nu\bar{\nu}) \cdot \epsilon_{e a_1} + \text{BR}(\tau \rightarrow \mu\nu\bar{\nu}) \cdot \epsilon_{\mu a_1} \\ & + \text{BR}(\tau \rightarrow \pi(K)\nu) \cdot \epsilon_{\pi(K) a_1} + \text{BR}(\tau^\pm \rightarrow h^\pm \pi^0 \nu) \cdot \epsilon_{\rho a_1}. \end{aligned}$$

Eqs. (3)–(6) are solved. The result for the feeddown is  $N^{\text{bg}}(\pi^0) = 24 \pm 5$  and  $N^{\text{bg}}(\pi^0 \pi^0) = 2.3 \pm 1.5$ . For the branching ratios we obtain  $\text{BR}(\tau^\pm \rightarrow h^\pm \pi^0 \nu) = (22.0 \pm 0.8 \pm 1.2)\%$  and  $\text{BR}(\tau^\pm \rightarrow h^\pm \pi^0 \pi^0 \nu) = (5.7 \pm 0.5 \pm 0.5)\%$ . The systematic error includes the error due to limited Monte Carlo statistics, the uncertainty on the total number of  $\tau\tau$  events ( $N_\tau$ ), and the errors on the branching ratios for the tagging particles  $e$ ,  $\mu$ ,  $\pi$  or  $K$ .

A nice check on the  $\tau^\pm \rightarrow h^\pm \pi^0 \pi^0 \nu$  analysis can be performed by making subsamples according to the nature of the tagging particle<sup>#5</sup>. Restricting the tag-

<sup>#5</sup> Such a test is not possible for the  $\tau^\pm \rightarrow h^\pm \pi^0 \nu$  analysis because there the tagging particle is required to be an  $e^\pm$  (cf. section 7).



ging particle to a highly energetic  $e^\pm$  (originating from  $\tau \rightarrow e\nu\bar{\nu}$ ), we obtain  $\text{BR}(\tau^\pm \rightarrow h^\pm \pi^0 \pi^0 \nu) = (5.0 \pm 0.8 \pm 0.5)\%$ . By instead requiring the tag to be a minimum ionizing particle (i.e., originating from  $\tau \rightarrow \mu\nu\bar{\nu}$  or  $\tau \rightarrow \pi(K)\nu$ ), we find a consistent value,  $\text{BR}(\tau^\pm \rightarrow h^\pm \pi^0 \pi^0 \nu) = (5.5 \pm 0.8 \pm 0.7)\%$ . The systematic error only includes the sources mentioned in the previous paragraph. These consistent results give us confidence that there is indeed no significant background in our data sample.

The most important additional systematic errors for the  $\tau^\pm \rightarrow h^\pm \pi^0 \nu$  analysis are: (i) An uncertainty in the charged tagging efficiency (i.e., the efficiency that a charged particle is identified as charged by the tube chamber system): 5%; (ii) An uncertainty in the estimation of the background from continuum hadron events ( $q\bar{q}$ ): 2.5%; (iii) An uncertainty arising from variation of the fit interval and the background function (see fig. 1): 2%; (iv) An uncertainty due to variation (within reasonable limits) of the selection criteria: 3%. Adding these systematic errors quadratically, the total error for  $\text{BR}(\tau^\pm \rightarrow h^\pm \pi^0 \nu)$ , including the ones mentioned above, becomes 8.4%.

The most important additional systematic errors for the  $\tau^\pm \rightarrow h^\pm \pi^0 \pi^0 \nu$  analysis are: Uncertainties of 5%, another 5%, and 3% as described by the items (i)–(iii) above, and 12.6% due to variation of the selection criteria. The latter error is dominated by a small discrepancy between the experimental data and the Monte Carlo simulation of the distribution  $p_{\text{neut}} \cdot n_{\text{ch}} / |p_{\text{neut}}|$  (defined in section 8), i.e., an angular distribution of the  $\pi^\pm \pi^0 \pi^0$  system. The cuts on this quantity were made rather loose in order not to become too dependent on the specific Monte Carlo model (which assumes  $a_1$  dominance in the  $\pi^\pm \pi^0 \pi^0$  system). A maximum difference of 10% was found by using a Monte Carlo sample in which the  $\tau$  decays directly into  $h^\pm \pi^0 \pi^0 \nu$ . Adding all the systematic errors in quadrature gives a total systematic error for  $\text{BR}(\tau^\pm \rightarrow h^\pm \pi^0 \pi^0 \nu)$  of 17.1% or an absolute systematic error of 1.0%.

With an efficiency for the  $\tau^\pm \rightarrow \pi^\pm \pi^0 \pi^0 \nu$  analysis at the level of 1%, a very good understanding of the acceptance of the detector is needed to achieve an accurate final result. Indeed, uncertainties in the Monte Carlo determination of the acceptance dominate the systematic error.

Earlier preliminary Crystal Ball analyses [21,22],

using essentially the same data as in the present analysis, found  $\text{BR}(\tau^\pm \rightarrow h^\pm \pi^0 \pi^0 \nu) = (7.0 \pm 0.7 \pm 1.4)\%$  and  $(7.4 \pm 0.6 \pm 1.3)\%$ . The sensitivity of the result to the Monte Carlo details is the main reason that these previous preliminary results have not been published. In the interim, the analysis presented here was performed in conjunction with an extensive reexamination of the Monte Carlo used to calculate the acceptance. These studies resulted in a number of improvements [17] to the Monte Carlo, accounting in part for the noticeable difference in the value of the branching ratio between the previous preliminary analyses and the present one. It must be noted that all three analyses are in good agreement with each other for  $\text{BR}(\tau^\pm \rightarrow h^\pm \pi^0 \nu)$ .

As described above, an estimate of the absolute systematic error yields  $\pm 1\%$ . This error does not cover the central values of the previous preliminary analyses. We believe that the best current estimate of the branching ratio from our data is the new value presented in this paper. However, we choose to increase the size of the systematic error to cover the central values of the previous preliminary analyses. This leads to a final absolute systematic error of  $\pm 1.7\%$ .

## 10. Conclusions

We have measured the branching ratios for the  $\tau$  decay modes  $\tau^\pm \rightarrow h^\pm \pi^0 \nu$  and  $\tau^\pm \rightarrow h^\pm \pi^0 \pi^0 \nu$ , where  $h^\pm$  is a charged hadron. The results are

$$\text{BR}(\tau^\pm \rightarrow h^\pm \pi^0 \nu) = (22.0 \pm 0.8 \pm 1.9)\%,$$

$$\text{BR}(\tau^\pm \rightarrow h^\pm \pi^0 \pi^0 \nu) = (5.7 \pm 0.5 \pm 1.7)\%.$$

As discussed in section 5, the charged hadron may be a  $\pi$  or  $K$ . Subtracting a contribution [7] of  $(0.7 \pm 0.1)\%$  for the branching ratio of the decay  $\tau^\pm \rightarrow K^{*\pm} \nu \rightarrow K^\pm \pi^0 \nu$ , and assuming  $\rho$  dominance in the  $\pi\pi^0$  system, we obtain  $\text{BR}(\tau^\pm \rightarrow \rho^\pm \nu \rightarrow \pi^\pm \pi^0 \nu) = (21.3 \pm 0.8 \pm 1.9)\%$ . For the two- $\pi^0$  mode there is a kaon contribution [7] of 0.1% due to the decay chain  $\tau^\pm \rightarrow K^{*\pm} \nu \rightarrow K_S^0 \pi^\pm \nu \rightarrow \pi^\pm \pi^0 \pi^0 \nu$ . Thus, assuming  $a_1$  dominance,  $\text{BR}(\tau^\pm \rightarrow a_1^\pm \nu \rightarrow \pi^\pm \pi^0 \pi^0 \nu) = (5.6 \pm 0.5 \pm 1.7)\%$ . It should be noted that, although we assumed  $\rho$  and  $a_1$  dominance in the efficiency determination, our selection criteria are chosen such that the result

does not critically depend on this hypothesis.

Our experiment is the first to measure the branching ratio of  $\tau^\pm \rightarrow \pi^\pm \pi^0 \pi^0 \nu$  by reconstruction of both neutral pions from their decay photons.

Our value for  $\text{BR}(\tau^\pm \rightarrow h^\pm \pi^0 \nu)$  (and  $\text{BR}(\tau^\pm \rightarrow \rho^\pm \nu)$ ) is in good agreement with other measurements. The result for  $\text{BR}(\tau^\pm \rightarrow \pi^\pm \pi^0 \pi^0 \nu)$  is somewhat lower than the present world average [7] of  $(7.5 \pm 0.9)\%$ . Furthermore, it is about 1.7 standard deviations below the recent CELLO result [23] of  $(10.0 \pm 1.5 \pm 1.1)\%$  which was among the results essential to the observed absence of the one-prong problem in their data. The discrepancy between their and our result for this mode suggests that the problem(s) with  $\tau$  decay modes are not yet solved. In particular, our result tends to increase the one-prong problem [3–7].

#### Acknowledgement

We would like to thank the DESY and SLAC directorates for their support. This experiment would not have been possible without the dedication of the DORIS machine group as well as the experimental support groups at DESY. The visiting groups thank the DESY laboratory for its hospitality. Z.J., B.N., and G.N. thank DESY for financial support. E.D.B., R.H., and K.S. have benefited from financial support from the Humboldt Foundation. K. Königsmann acknowledges support from the Heisenberg Foundation.

#### References

- [1] SLAC, LBL Collab., M.L. Perl et al., Phys. Rev. Lett. 35 (1975) 1489.
- [2] For a recent review see, e.g., B.C. Barish and R. Stroynowski, Phys. Rep. 157 (1988) 1; K.K. Gan and M.L. Perl, Intern. J. Mod. Phys. A 3 (1988) 531.
- [3] T.N. Truong, Phys. Rev. D 30 (1984) 1509.
- [4] F.G. Gilman and S.H. Rhee, Phys. Rev. D 31 (1985) 1066.
- [5] H.J. Gerber, Proc. Intern. Europhysics Conf. on High energy physics (Uppsala, 1987) p. 937.
- [6] K.G. Hayes and M.L. Perl, Phys. Rev. D 38 (1988) 3351.
- [7] Particle Data Group, J.J. Hernández et al., Review of particle properties, Phys. Lett. B 239 (1990) 1.
- [8] E.D. Bloom and C.W. Peck, Annu. Rev. Nucl. Part. Sci. 33 (1983) 143; Crystal Ball Collab., D. Antreasyan et al., Phys. Rev. D 36 (1987) 2633.
- [9] K. Wachs, Ph.D. thesis, University of Hamburg (1988); Crystal Ball Collab., K. Wachs et al., Z. Phys. C 42 (1989) 33.
- [10] S. Jadach and Z. Was, Comput. Phys. Commun. 36 (1985) 191.
- [11] S. Jadach and Z. Was, preprint CERN-TH-5585; S. Jadach, J.H. Kühn, and Z. Was, preprint CERN-TH-5856.
- [12] E.g., CELLO Collab., H.J. Behrend et al., Z. Phys. C 23 (1984) 103; Mark II Collab., J.M. Yelton et al., Phys. Rev. Lett. 56 (1986) 812.
- [13] E.g., ARGUS Collab., H. Albrecht et al., Z. Phys. C 33 (1986) 7; Phys. Lett. B 250 (1990) 164.
- [14] J.H. Kühn and A. Santa Maria, Z. Phys. C 48 (1990) 445.
- [15] R. Ford and W. Nelson, preprint SLAC-210 (1978).
- [16] H. Fesefeldt, Aachen preprint PITHA-85/02.
- [17] M. Kobel and Z. Jakubowski, A verified upgrade of the GHEISHA 6/7 simulation of particle interactions, DESY Report 89-165 (1989); Nucl. Instrum. Methods A 297 (1990) 60.
- [18] See also Crystal Ball Collab., P. Schmitt et al., Z. Phys. C 40 (1988) 199; R.A. Lee, Ph.D. thesis, Stanford University, report SLAC-282 (1985); R.L. Walker, Proc. Summer Institute on Particle physics (July–August 1974), report SLAC-179, Vol. II (1974) p. 1.
- [19] G.C. Fox and S. Wolfram, Phys. Rev. Lett. 41 (1978) 1581.
- [20] T. Sjöstrand, Comput. Phys. Commun. 39 (1986) 347; T. Sjöstrand and M. Bengtsson, Comput. Phys. Commun. 43 (1987) 367.
- [21] T. Skwarnicki, Search for  $\tau$  decays to the  $\eta$  meson, preprint DESY 87-166 (1987), SLAC-PUB-4506 (1987).
- [22] S.T. Lowe, Proc. Intern. Symp. on Production and decay of heavy flavors, eds. E.D. Bloom and A. Fridman, Ann. NY Acad. Sci. 535 (1988) 527.
- [23] CELLO Collab., H.J. Behrend et al., Z. Phys. C 46 (1990) 537.