



European
University
Institute

ROBERT
SCHUMAN
CENTRE FOR
ADVANCED
STUDIES

Issue 2018/08
June 2018

POLICY

BRIEF

GLOBALSTAT

Data Dossier On Solidarity In Europe 10-12 May 2018, Florence

*Authors: GlobalStat: Caterina Francesca Guidi,
Marta Russo and Gaby Umbach*

EUI: Anton Hemerijck

Data visualisation: Christian Dietrich



European
University
Institute

ROBERT
SCHUMAN
CENTRE FOR
ADVANCED
STUDIES

THE STATE
OF THE UNION

GLOBALSTAT

DATA DOSSIER ON

SOLIDARITY IN EUROPE

10-12 MAY 2018, FLORENCE

INTRODUCTION

In its most encompassing form, solidarity between people is rooted in empathy, sympathy, compassion, comprehension, responsibility, fairness, compromise, support, and many other features that characterise the feeling of caring for each other and of belonging together.

Abstracting from inter-personal relations and considering solidarity between political entities, its definition becomes more abstract and (ideally) less emotional. Yet, it does not become less important as a basis for standing in for each other as nation states that share common interests, aims and ideas.

In any multilevel system of interconnected relations that builds on shared interests and security, solidarity between nations essentially supports the endurance of states and their stability. It is achieved through negotiation, balancing, integration, and redistribution. As one of the fundamental pillars of European integration, solidarity between EU member states, alongside the desire for lasting peace between nations, was one of the driving forces of the EU's founding fathers. It has yet recently come under stress and contestation because of multiple crises that challenge Europe from within and without. The financial and economic crisis; terrorism, international conflict and wars; the migration crisis; Euroscepticism; rising populism and strengthened nationalism seem to have derailed the train of European integration with no alternative track or new destination yet in sight. Solidarity in Europe, it seems, is endangered – both as a constitutional value and as an administrative principle – by internal and external pressures, eroding the original idea of European integration.

Against this backdrop, the EU's 2018 State of the Union Conference reflects on 'Solidarity in Europe' by focusing on some of the 'hottest' topics of the current 'Future of the EU' debate: economic, monetary and fiscal policies as well as the EU budget are discussed considering the sustainability of EMU, the EU's resilience to economic shocks and the interdependence of the Euro area. Social investment is analysed focusing on its potential to set up key principles for resilient and fair welfare states and labour markets. The debate about European foreign, defence and security policy evaluates the prospects for building more effective foreign and defence policy instruments as well as capabilities. The reflection on migration illustrates innovative practices for asylum seekers' reception and integration as well as the formation and drivers of attitudes towards migration. Solidarity in climate change and energy policies is addressed as a by-product of functioning markets, which make citizens mutually interdependent. Finally, solidarity in development policy is scrutinised against the background of historical experiences and present concerns with economic stability and political security across borders.

Solidarity in Europe: indispensable, contested, challenged. It is high time to discuss one of the EU's main foundations that is especially important in times of crises to increase the EU's resilience.

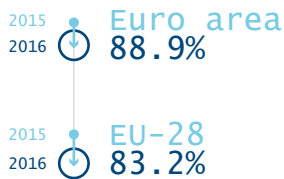
This data dossier illustrates some of these aspects through facts and figures. It informs about the state of the EU in the above-mentioned areas and has been created by the GlobalStat team at the EU's Robert Schuman Centre for The State of the Union Conference 2018.

GABY UMBACH
GlobalStat Director

ECONOMIC, MONETARY AND FISCAL POLICIES

Over the past 25 years, treaty reforms and crisis adaptation below the level of treaty revisions have profoundly changed the European Economic and Monetary Union (EMU). The key pillar of EMU is the single currency, even if only 19 of the current 28 member states are part of the Euro area. The single currency is a central facilitator for trade, although growing divergence between member states has made the system more vulnerable over time.

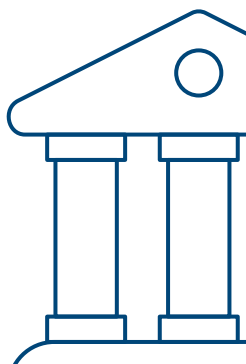
GOVERNMENT GROSS DEBT TO GDP RATIO



General government gross debt represents the amount of a country's total government gross debt as a percentage of its gross domestic product (GDP).

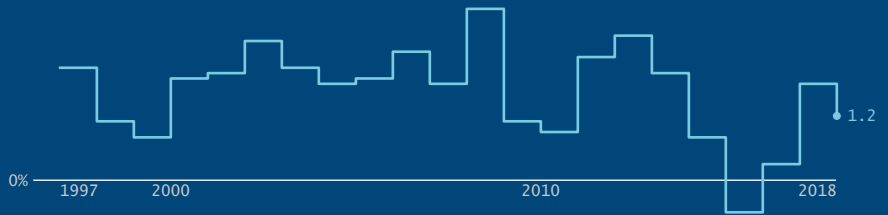
1.3% drop in general government gross debt to GDP ratio in the EU-28

The EU budget plays a central role in ensuring solidarity between member states. It supports cohesion and establishes the sources as well as spending categories of the EU's own resources. The EU budget supports shared objectives and helps tackle common challenges.



The consumer price inflation trend reveals fluctuations over the past 20 years that jeopardise the stability and integrity of the single currency as well as its capacity to respond to financial and economic crises. The Harmonised Index of Consumer Prices (HICP) measures changes in prices of consumer goods and services, used or paid for by Euro area households, within the Euro area over time.

HARMONISED INDEX OF CONSUMER PRICES (HICP) ANNUAL RATE OF CHANGE, EURO AREA, 1997-2018



Source: [European Central Bank](#)

GENERAL GOVERNMENT GROSS DEBT VS NET LENDING/BORROWING % OF GDP, 2016



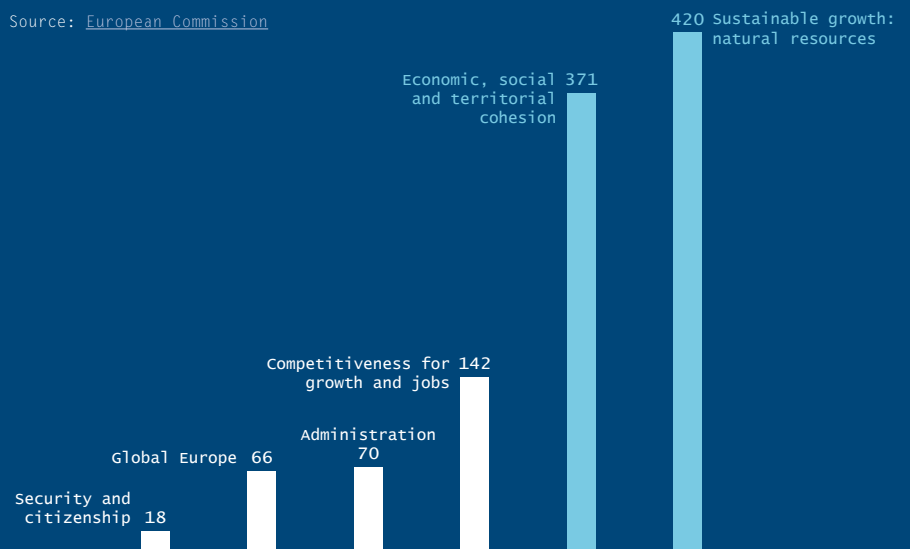
Source: [Eurostat](#)

Between the end of 2015 and the end of 2016, the general government gross debt to GDP ratio decreased by 1.3 percentage points in the EU-28 and by 1.0 percentage points in the Euro area. Compared with net lending/borrowing as a percentage of GDP in the same period, the negative balance of EU-28 demonstrates a deficit in the national accounts of the Union.

Looking at the Multiannual Financial Framework adjusted for 2018, almost 39% of commitments under the EU budget support the priorities 'Sustainable growth: natural resources' and 34% 'Economic, social and territorial cohesion' to back solidarity among highly diverse member states.

EU BUDGET 2014-2020 COMMITMENTS, ADJUSTED FOR 2018. BILLION EURO, CURRENT PRICES

Source: [European Commission](#)

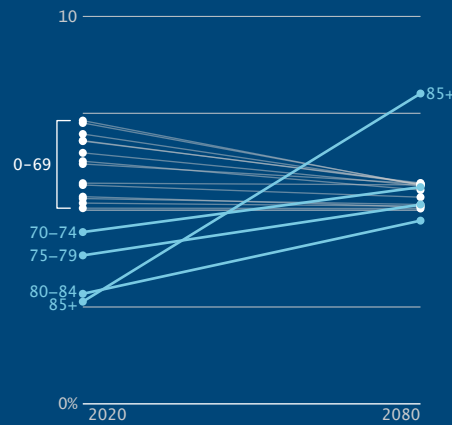


SOCIAL INVESTMENT

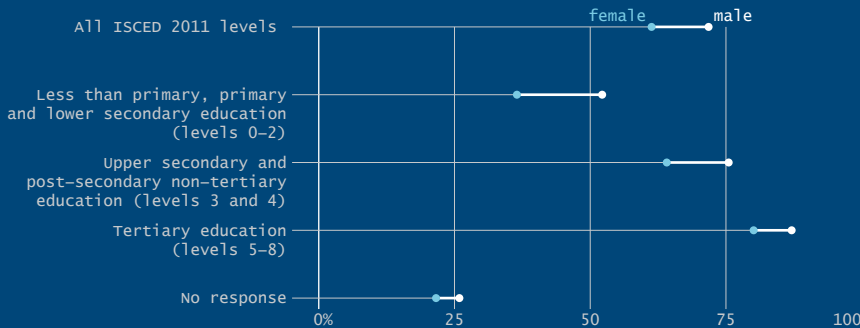
In terms of European public policy, two of the biggest challenges are supporting female employment opportunities in the labour market that is still characterised by gender segregation and early childhood care.

In 2016, women represented 51% of the total EU-28 population. However, at working age (15 to 64 years of age all ISCED levels), the female employment rate was at 61.3% and hence almost 10 percentage points (pp) lower than male employment levels that were at 71.8%.

DEMOGRAPHIC GROWTH IN THE EU
BY AGE GROUP, % OF TOTAL POPULATION, 2020-2080



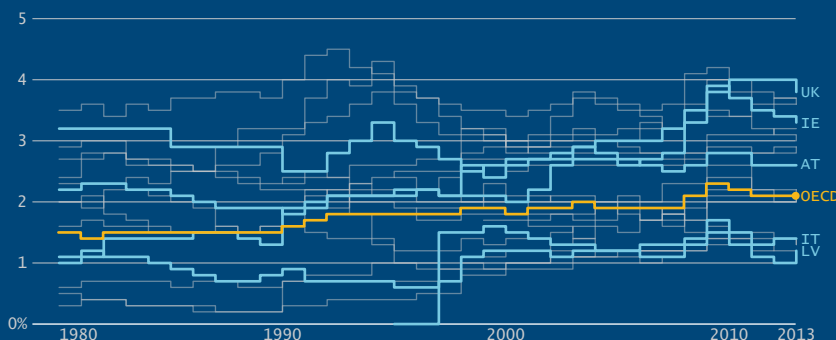
EMPLOYMENT RATE BY EDUCATIONAL LEVEL, EU-28, %, 2016



Sources: Eurostat

Social investment is predominantly directed toward human capital development and maintenance, easing labour market transitions and reintegration, as well as capacitating services and income benefit support for working families over their life courses. Empirics show that the most competitive European countries, which also have relatively low unemployment and high employment rates are the ones that spend the most on passive policies (such as Finland, Austria, Denmark, Sweden, Germany, the Netherlands). Therefore, the quality (composition) rather than the quantity (level) of social protection spending is decisive for socio-economic well-being (Hemerijck, 2017).

SOCIAL INVESTMENT IN CHILDCARE % OF GDP, OECD-EU COUNTRIES, 1980-2013



Source: OECD

Proclaimed in November 2017 at the Social Summit in Gothenburg, the *European Pillar of Social Rights* is one of the new central commitments for the member states. Its main aim is granting new and more effective rights to citizens through three main categories: equal opportunities and access to the labour market; fair working conditions; as well as social protection and inclusion.

10.5% gender gap in employment from ages 15 to 64 across all ISCED levels

Social investment is best understood as welfare provision devoted to equip individuals, families, and societies to respond to the changing nature of social risks in advanced economies. This can be achieved by investing in, up-keeping and protecting human capabilities from early childhood through old age, rather than pursuing retroactive policies that merely 'repair' social misfortune after economic or personal crisis. The preventive and long-term orientation of social investment is key as social risks become less predictable and therefore less insurable in an actuarial sense. Social insurance alone thus cannot guarantee economic security and opportunity in the knowledge economy and ageing societies. Furthermore, social investment contributes to breaking the inter-generational reproduction of social disadvantage (Hemerijck, 2017).

Contrary to the common narrative of generous welfare states undermining competitiveness, active high-spending European welfare states in fact achieve high employment, subdued poverty, competitiveness, fiscal stability and political legitimacy (Hemerijck, 2017).



EUROPEAN DEFENCE AND SECURITY

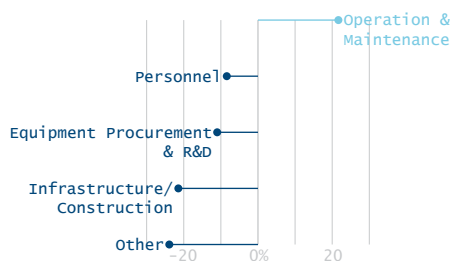
In European foreign and security policy, various global threats require the EU to become stronger than ever before in international affairs. Armed conflicts on the EU's doorsteps and beyond, returning EU born foreign terrorist fighters, terrorist attacks within the EU, but also global human security threats caused by environmental degradation and natural disasters contribute to placing defence and security at the centre stage of the EU's political agenda.

3.2 percentage point decrease in overall expenditure and

24 percentage point increase in total deployable land forces as % of total military personnel

In 2014, the highest decrease in collaborative defence expenditure at EDA level occurred in the areas of basic research, applied research and technology demonstration for defence purposes.

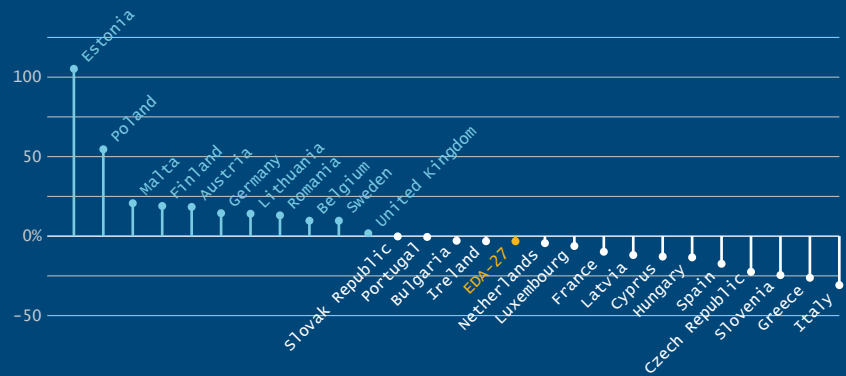
EDA-27 DEFENCE EXPENDITURE BREAKDOWN 2006-2014, % CHANGE



Total defence expenditure at the EDA level (European Defence Agency; EU-28 minus Denmark) decreased by 3 percentage points between 2006 and 2014. However, this trend varied across member states. Estonia and Poland, for instance, saw significant increases: 150 and 54.6 percentage points, respectively.

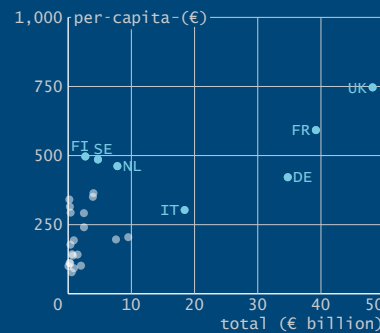
EVOLUTION OF TOTAL DEFENCE EXPENDITURE

EDA-27, 2006-2014, % CHANGE



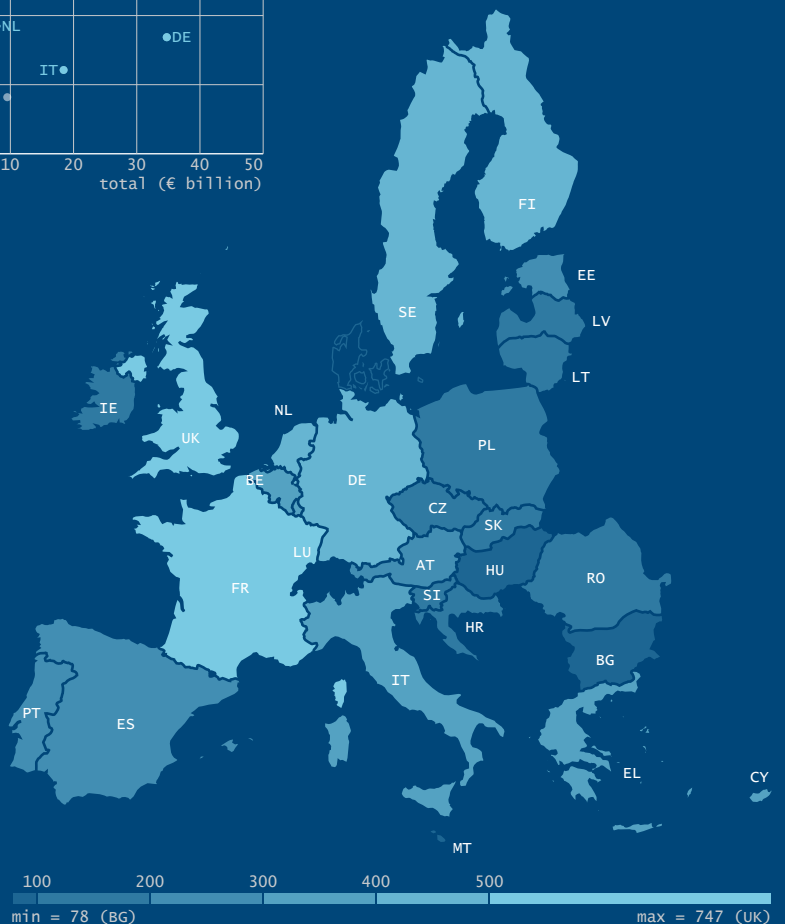
All sources: European Defence Agency

TOTAL VS PER CAPITA DEFENCE EXPENDITURE 2014



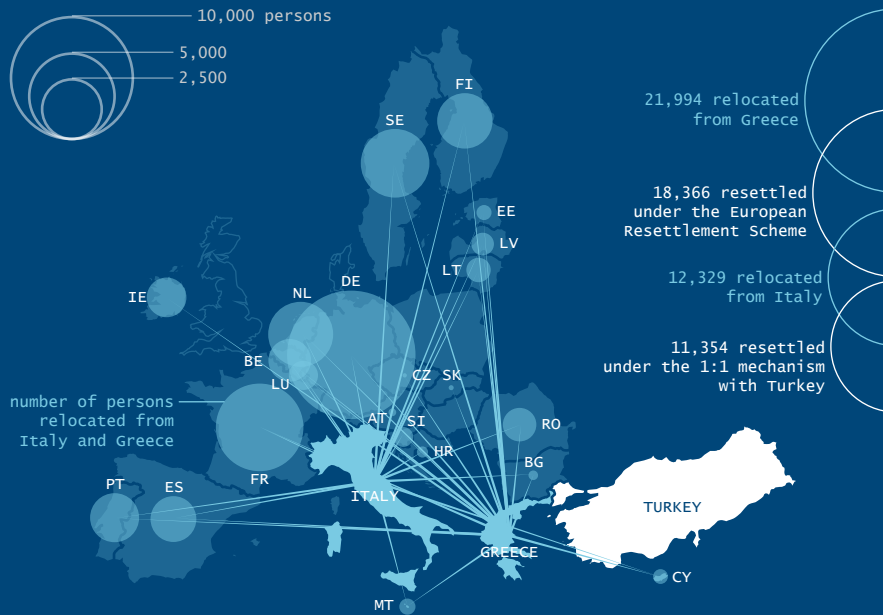
With the exception of Finland, Sweden and the Netherlands, the biggest overall spenders on defence tend to be those with the highest per capita spending.

PER CAPITA DEFENCE EXPENDITURE 2014, €



RELOCATION AND RESETTLEMENT

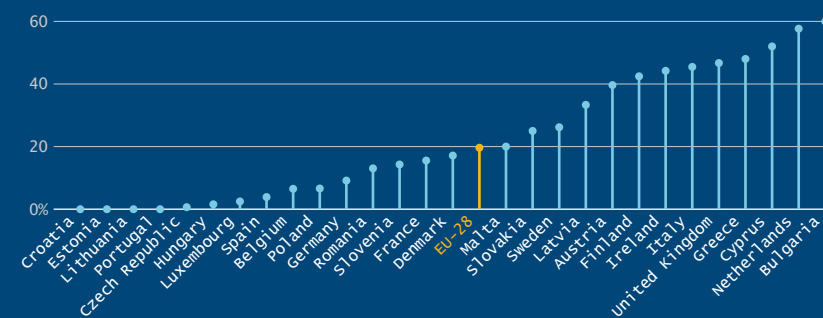
NUMBER OF PERSONS RELOCATED FROM ITALY AND GREECE (AS OF MAR 2018), AND RESETTLED (AS OF NOV 2017)



Source: Justice and Home Affairs, European Commission

The share of positive final decisions was considerably low in 2016. Around 37,700 persons received positive final decisions based on appeal or review.

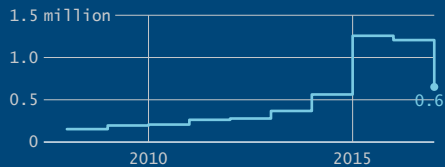
SHARE OF POSITIVE FINAL ASYLUM DECISIONS % OF TOTAL DECISIONS, 2016



Source: Eurostat

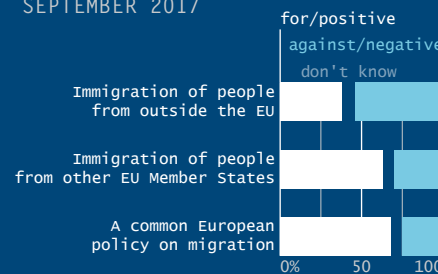
Turning towards public perception of the refugee crisis and the EU's role in it, 68% of Europeans say they are in favour of "a common European policy on migration". The vast majority (63%) of Europeans have very or fairly positive feelings towards immigrants from other EU member states, while feeling negative about immigrants from outside the EU.

FIRST TIME ASYLUM APPLICATIONS IN THE EU 2008-2017, MILLION PERSONS



Source: Justice and Home Affairs, European Commission

VIEWS ON MIGRATION SEPTEMBER 2017



Source: Eurobarometer 87.1

MIGRATION

In 2015, the EU took decisive action to address the refugee crisis: during two Council sessions in September 2015, member states decided to relocate refugees from Italy and Greece by September 2017 under the so-called European Relocation Mechanism. For the first time in history, solidarity among member states was concretely defined by the relocation of 106,000 people in need of international protection from Italy and Greece under extreme migration pressure to other member states.

In July 2015, the EU adopted a proposal for a European Resettlement Scheme to resettle 22,504 people in clear need of international protection mainly from Turkey, Jordan and Lebanon. Moreover, in November 2015, the EU-Turkey Statement was adopted. As part of the plan, the voluntary admission scheme aims at supporting Turkey in dealing with increasing refugee numbers and at offering safe and legal ways for the people in real need of protection to come to Europe.

only **34,323** asylum seekers with a high chance of positive decisions on their asylum applications have been relocated from Greece and Italy

In 2017, 1 million first instance decisions were issued by EU member states. While this figure is slightly lower than the 1.1 million recorded in 2016, it is almost double the number recorded in 2015 (530,000). The highest shares of positive first instance decisions in 2016 were recorded in Slovakia (84%) and Malta (83%). Conversely, Greece, Ireland, Poland and Hungary each recorded first instance acceptance rates below 25 %.

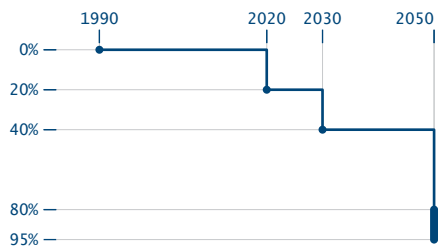


CLIMATE CHANGE AND ENERGY

Solidarity within the EU also extends to the provision of secure, affordable, competitive and sustainable energy, as well as the core aims of the European Energy Union as enshrined in the European Energy Security Strategy. Moreover, the solidarity of the EU expands beyond the Union when looking at the EU's obligations under the United Nations climate change regime.


The EU has set itself greenhouse gases (GHG) emission reduction targets for 2020 (minus 20%), 2030 (minus 40%), and 2050 (minus 80 to 95%) compared to the baseline year 1990.

EU GHG REDUCTION TARGETS



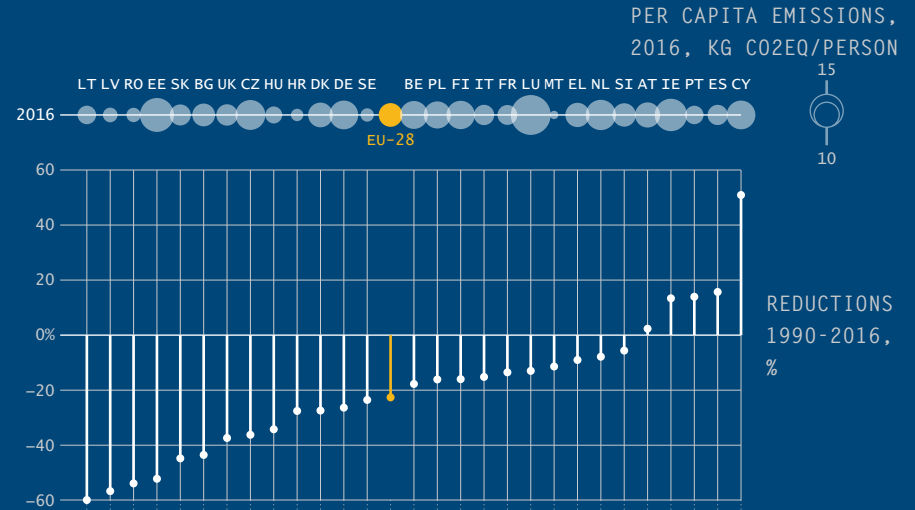
The actual trend in GHG emissions and GHG emission reductions over the past 16 years is most positive in Cyprus with 51% reductions, and less favourable in Spain (minus 15.7%) and Ireland (minus 13.4%).

53.6% of EU energy is currently imported from outside the Union, at a cost of €350 billion per year

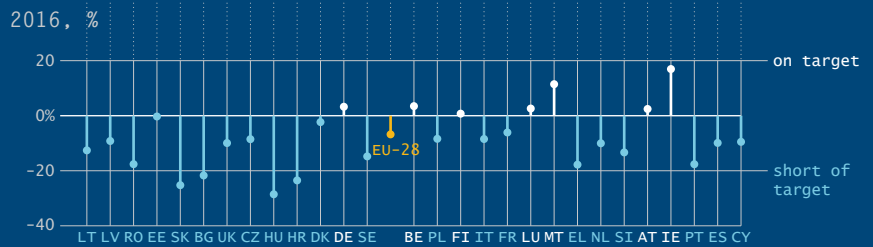


In 2016, Austria (minus 74.3%), Slovenia (minus 71.1%) and Belgium (minus 70.7%) were the best performers to decrease GHG intensity in terms of the reduction of GHG emissions per capita.

GREENHOUSE GAS EMISSIONS



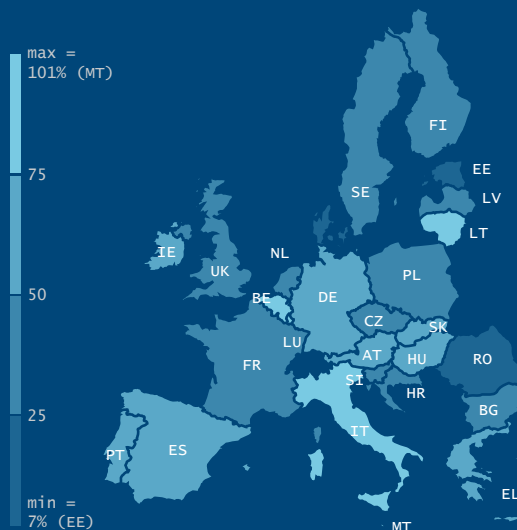
GAP BETWEEN GHG PROJECTIONS AND 2020 TARGET IN EFFORT SHARING SECTORS



All sources: [Energy Union indicators](#)

NET IMPORT DEPENDENCY

% OF GROSS INLAND CONSUMPTION + INTERNATIONAL BUNKERS, 2016



EU-wide, the share of energy costs in final consumption expenditures for the 20% of population that are least well-off economically has been 8.5% in 2014, with huge variation between member states, ranging from 5.5% in Spain to 21.6% in Slovenia.

Among the main challenges for energy transition, the dependency on energy imports is particularly relevant.

Source: [Energy Union indicators](#)

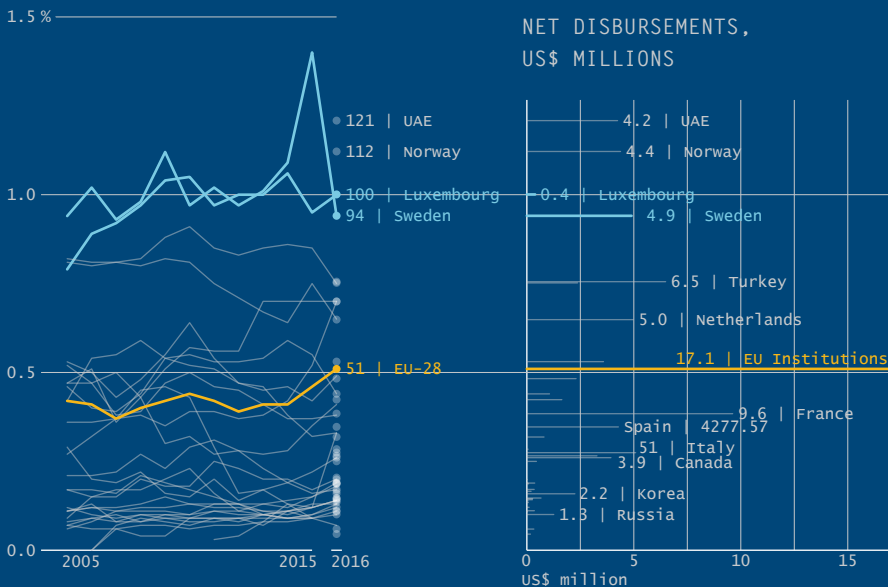
DEVELOPMENT

Comparing the Official Development Assistance (ODA) of the EU and the 5 bigger donors, also in 2017 the European Union and its member states combined continue to be the world's leading provider of ODA with an overall amount of €75.7 billion, extending the previous trend of 2016.

OFFICIAL DEVELOPMENT ASSISTANCE

SHARE OF GNI, %

EU, 2005-2016 (LINES) | OECD, 2016 (DOTS)

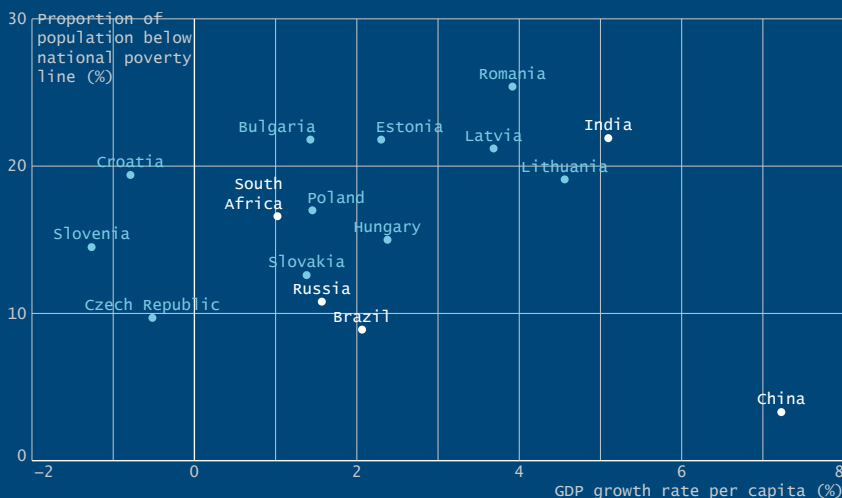


Source: Eurostat and OECD

Looking at global inequality trends, combining the share of the population living below the national poverty line (i.e. the national poverty rate) with the annual GDP growth per capita, income inequality is not only a problem when comparing the EU with third countries. It is also still a problem within the EU itself.

NATIONAL POVERTY RATE AND ANNUAL GROWTH OF GDP PER CAPITA

%, 2013

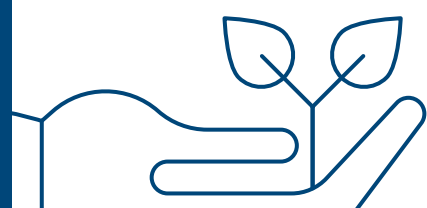


Source: Sustainable Development Goals and World Bank. Note: data for China, India and South Africa are estimates from 2016, 2011 and 2016, respectively.

Development aid has become a popular proxy for transnational solidarity in terms of political and strategic cooperation between developed and developing or least developed countries. It not only targets an increase in economic productivity of the receiving country. Under Sustainable Development Goal 16 it also supports the establishing of administrative structures necessary for a stable social, economic and political order.

The EU composes its Aid for Trade (AfT) portfolio through financial assistance in the form of Official Development Assistance (ODA) grants, ODA loans and equity. This portfolio especially targets the promotion of economic development and welfare in recipient countries. It is one of the key pillars of EU development policy and includes inter alia assistance for building new infrastructures, improving ports or customs facilities and upgrading industrial production to European health and safety standards for imports.

89% of EU citizens considered helping people in developing countries very or fairly important in 2016





European University Institute

ROBERT SCHUMAN CENTRE FOR ADVANCED STUDIES



Mission

GlobalStat is a public information tool for users around the world that offers a large amount of statistical data free of charge from international sources for all 193 UN member states, from 1960 to present day. Presenting data in a user-friendly way, it focuses on the economic, environmental, political, social, and cultural performance of nations and adopts a 'beyond GDP' approach to the collection of data. Its ultimate aim is to provide information about the way human beings live, the freedoms they enjoy and the limitations they face.

ABOUT GLOBALSTAT

Today's increasing relevance of statistics translates only slowly into a transparent visibility of data within the public domain. In order to close the gap between data proliferation and their actual use, new tools are needed to improve the clarity and speed with which statistical data can be accessed as important independent sources of information. GlobalStat takes up this challenge.

It is structured in 12 thematic and three horizontal areas. Thematic areas are divided into sub-themes that include statistical data series. Horizontal areas offer insight into data on cross-cutting aspects of sustainable livelihood, national wealth, human well-being and quality of life. GlobalStat currently contains over 500 indicators and is designed to grow over time.

DEMOGRAPHICS (Status quo & Challenges)	ECONOMIC DEVELOPMENT & TRADE (Diversity & Catch Up)	ENERGY (Finite Resources & Renewables)	ENVIRONMENT (Conditions & Threats)
FINANCIAL ACTIVITIES & STRUCTURE (Texture & Relations)	FOOD, AGRICULTURE & FISHERIES (Patterns & Challenges)	FREEDOM, CONFLICTS & RISKS (Crisis & Perils)	GOVERNANCE (Institutions & Structures)
HEALTH & LIVING CONDITIONS (Well-being & its Fundaments)	HUMAN & SOCIETAL DEVELOPMENT (Quality & Features)	HUMAN MOBILITY (Migration & its Background)	TECHNOLOGICAL DEVELOPMENT (Participation & Progress)
GLOBAL TRENDS (Prospects in Key Areas)			
SUSTAINABLE LIVELIHOOD (Sustainable Development in the Light of Human Activities)			
PROSPERITY OF NATIONS & HUMAN WELL-BEING (Beyond GDP - Indices' scores)			

By presenting data as diverse as income distribution, water resources, migration, land use, food production, nutrition, or life expectancy, GlobalStat contributes to a better understanding of the potential interrelations between human development and globalisation trends. All data and metadata are accessible free of charge for personal information purposes and research.

PROJECT TEAM

Project Director: *Gaby Umbach*

Research Fellows and Associates:

Laura Bartolini, Caterina Francesca Guidi, Luca Mancini, Trajche Panov, Laura Puccio, Marta Russo, Martiño Rubal Maseda

Copyright © European University Institute and Fundação Francisco Manuel dos Santos

CONTACTS

European University Institute

Robert Schuman Centre for Advanced Studies

Villa Schifanoia - Via Boccaccio 121 - I-50133 Florence

globalstat@eui.eu

www.eui.eu

@GlobalStat_eu

TIMELINE

September 2011	Partnership between the European University Institute's Global Governance Programme (GGP) and the Francisco Manuel dos Santos Foundation
2011	Gaby Umbach is the Founding Director of GlobalStat
May 2015	Official launch of the GlobalStat website
October 2015	GlobalStat starts a collaboration with the EPRS
May 2016	Launch on joint publication series with EPRS
June 2016	GlobalStat is embedded in the EPRS website
March 2018	GlobalStat becomes official supporting partner of the EUT's The State of the Union Conference
May 2018	Launch of new website developed in cooperation with OECD

PROJECT PARTNERS

Since October 2015, a partnership between GlobalStat and the European Parliamentary Research Service (EPRS) offers an ever-increasing portfolio of data-based services and publications to GlobalStat users, members of the European Parliament (EP). Since September 2016, GlobalStat is also integrated as the new 'Statistics Warehouse' resource into the EPRS's intranet in order to provide direct access to GlobalStat for EPRS clients.

A cooperation with the Organisation for Economic Cooperation and Development (OECD) started in mid-2016 and is ongoing with the creation of new GlobalStat's website with SDMX updates and data visualization tools. In May 2018 the collaboration turns towards new innovative elements of online data representation and management.

Authors:

GlobalStat: Caterina Francesca Guidi, Marta Russo and Gaby Umbach
EUI: Anton Hemerijck

Data visualisation:

Christian Dietrich

Global Governance Programme
Robert Schuman Centre
for Advanced Studies

European University Institute
Via Boccaccio, 121
50133 Florence
Italy

Contact GGP:
GlobalGovernance.Programme@EUI.eu

Robert Schuman Centre for Advanced Studies

The Robert Schuman Centre for Advanced Studies (RSCAS), created in 1992 and directed by Professor Brigid Laffan, aims to develop inter-disciplinary and comparative research on the major issues facing the process of European integration, European societies and Europe's place in 21st century global politics. The Centre is home to a large post-doctoral programme and hosts major research programmes, projects and data sets, in addition to a range of working groups and ad hoc initiatives. The research agenda is organised around a set of core themes and is continuously evolving, reflecting the changing agenda of European integration, the expanding membership of the European Union, developments in Europe's neighbourhood and the wider world.

The Global Governance Programme

The Global Governance Programme (GGP) is research turned into action. It provides a European setting to conduct research at the highest level and promote synergies between the worlds of research and policy-making, to generate ideas and identify creative innovative solutions to global challenges. The Programme is part of the Robert Schuman Centre for Advanced Studies of the European University Institute, a world-reknowned academic institution. It receives financial support from the European Commission through the European Union budget. Complete information on our activities can be found online at: globalgovernanceprogramme.eui.eu

Views expressed in this publication reflect the opinion of individual authors and not those of the European University Institute or the European Commission.
© European University Institute, 2018

doi:10.2870/85407
ISBN:978-92-9084-608-6
ISSN:2467-4540

Content © Caterina Francesca Guidi, Marta Russo and Gaby Umbach, Anton Hemerijck, Christian Dietrich.