

Journal of Engineering and Applied Sciences 12 (Special Issue 9): 8695-8705, 2017

ISSN: 1816-949X

© Medwell Journals, 2017

## Priority of Kaplan Turbine and Small Hydropower Plants over Other Resources: An Overview

<sup>1,2</sup>Ali Thaeer Hammid, <sup>1</sup>Mohd Herwan Bin Sulaiman,

<sup>2</sup>Atheer A. Kadhim, <sup>2</sup>Ali N. Kareem and <sup>2</sup>Khalid J. Jadaa

<sup>1</sup>Faculty of Electrical and Electronics Engineering,

University Malaysia Pahang (UMP), 26600 Pekan, Malaysia

<sup>2</sup>Department of Computer Engineering Techniques,

Al Yarmouk University College, 32001 Ba'aqubah, Diyala, Iraq

**Abstract:** Many developed countries gradually begin to dispense traditional energy origins plants that built on oil, coal usual gas owing to oil prices increment, fossil fuel cost, thermal pollution and the crisis of worldwide energy. Large Hydropower Plants (LHP) and Mini (MHP) are less feasible than a Small Hydropower Plant (SHP). Up to now, the mechanism of appropriated turbine selection for a specific purpose is undefined obviously. Classification of hydropower schemes generally depends on the capacity of production. An installed plant capacity of up to 25 MW is regarded as an SHP. The capability of the SHP and future production and its economic operating option like run-of-river and Clean Development Mechanism (CDM) making it's desirable. Moreover, in order to achieve dependable and reasonable production. Turbines classification divided according to turbine's net head and flow water rate. In this study, we provide analyzing and surveying on categories of the hydropower plant to show characteristics of each one, different SHP technology, properties for appropriated turbine and evaluate the economic potential of the feasible power plant.

**Key words:** Renewable energy sources, small hydropower plants, low net head, Kaplan turbine, appropriated, production

### INTRODUCTION

Hydropower golden age was at the first half of the 20th century before oil control on the force of dominant in the provision of energy (Paish, 2002). Several growth republics gradually began to get rid of traditional energy origins that built on oil, coal usual gas owing to oil prices increment, fossil fuel cost, thermal pollution and the crisis of worldwide energy and renewable hydropower plants facilitates over conventional (Donalek, 2008; Khan, 2015; Sharma and Thakur, 2015; Singh and Upadhyay, 2014). The LHP and the MHP are less feasible than SHP due to ecological factors and cost. The SHP is the best option to be the alternative solution. Mechanism of suitable turbine selection for a specific purpose is undefined obviously. But, there is a proof for selection by depending on specific speed and low net head to get suitable turbines for great generation of power.

The LHP and the MHP are less feasible than an SHP. Kaplan turbine used in the low medium net head of water and provided the LHP production. In this study, firstly we illustrate the several important reviews. This study, firstly,

we illustrate the several important reviews among the SHP with other renewable plants. Then make a difference also among several kinds of turbines that used at a low net head. Finally, the evaluation of viable and feasible mode from both hydro-plant and hydro-turbine.

### HYDROPOWER SCHEMES

**Classification and strategic production:** SHP schemes have been categorized into three classes according to the central electricity authority as shown in Table 1. Firstly, Micro-Hydropower capability (MiHP) until 100 kW, secondly MHP capability from 101-1 MW and thirdly SHP capability from 1-25 MW in India. However, SHP term is employed to define all hydro projects till to capabilities of 25 MW (Mishra *et al.*, 2015; Purohit, 2008; Sachdev *et al.*, 2015). The capability of SHP schemes in the Europe nearly attained to 13.7 GW in 2010. It's power output resulting of 50 TWh annually. The installed capability next 10 years will be improved approximately 30% to reach 17.3 GW in 2020 by the hydro data initiative. According to the roadmap outlined. Germany preceded all individual

**Corresponding Author:** Ali Thaeer Hammid, Faculty of Electrical and Electronics Engineering, University Malaysia Pahang (UMP), 26600 Pekan, Malaysia

Table 1: Hydropower scheme classification (Binama *et al.*, 2017)

Hydro scheme	Capacity (Haidar <i>et al.</i> , 2012)	Capacity (Williams and Porter, 2006)
Large	More than 100 MW	More than 100 MW
Small	Up to 25 MW	1-10 MW
Mini	Below 1 MW	100 kW to 1 MW
Micro	6-100 kW	5-100 kW
Pico	Up to 5 kW	Up to 5 kW

republics in EU and it has the greater installments number more than 7500 MW tailed by three republics in EU of 2590, 2430 and 1900 MW (Carapellucci *et al.*, 2015).

Peculiarly businesses of green energy of the SHP sector indicate to projects of hydro-electric with generation capacity for <25 MW. It recently used for rural areas in developed countries. Hydropower capability installment in India contributed 16% of worldwide electricity supplying by the end of 2012 whereas SHP has been established for the estimated potential of 15,384 and 3300 MW of generation capacity has been set up until now. The administration thoroughly delimited for growing the setup generation capability of the SHP by the end of 2021 to be 8500 MW (Ong *et al.*, 2011). In India, estimated generation of the SHP is around 15,000 MW and the SHP scheme rated capacity of is 8.75 MW in southern Taiwan (Wang *et al.*, 2009). Currently, expected of SHP is executing for 5 years strategy from 2012-2017 extra objective of 30,000 MW an entire capacity from sources of renewable energy has been set in India. Whereas supervision’s evaluation the country would extremely need installed capacity of 800,000 MW by 2031-32. Apparently, there are four temporal scenarios of SHP Projects installed capacity: in low growth scenario, it would be 13,800 MW. In medium growth scenario it would be 17,300 MW and in high growth scenario by 2050, it would be 19,600 MW. In the reference scenario, prediction proposes filled SHP capacity cannot thoroughly be exploited even before 2050 (Aribisala, 2007; Mitchell, 2013) (Fig. 1).

**The SHP advantages over other sources:** SHP is more viable, more concentrated than competing origins of renewable energy like solar, wind and biomass as the contrast of diverse renewable energy techniques as well as it has a higher capacity factor and has a longer period of gestation. SHP is the first option due to region availability and intensity of higher energy, economically and ecologically friendly as shown in Fig. 2 (Castronuovo and Lopes, 2004). The LHP scale prospects had been already used but it would now be regarded improper ecologically. Where SHP techniques are tough extremely, since, its scheme can operate for more than 50 years with little or no conservation and also, it’s the

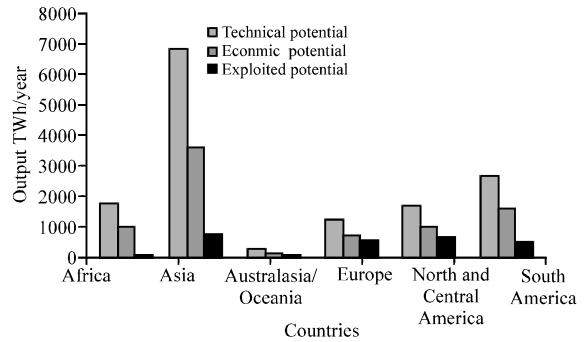


Fig. 1: Strategic production and installed capacity for SHP

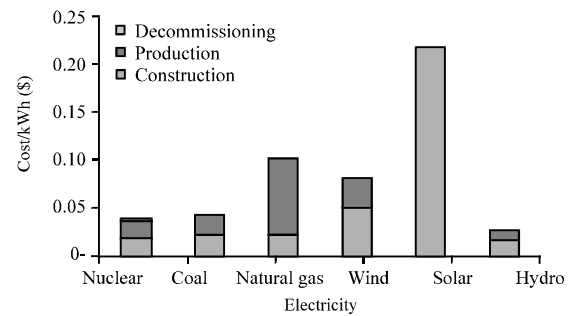


Fig. 2: Total cost electricity production per kWh

most ecologically harmless energy techniques obtainable as well as its installations do not have negative effect kinds same as LHP on the local environment (Hondo, 2005).

Power generation of LHP scale, unfortunately, endures from essential drawbacks like outlays of huge monetary, long-term stages of gestation, displaced population rehabilitation, geological surprises and environmental factors. Stations of the SHP are being empty of these difficulties and they develop a feasible substitute obviously. Associated problems of LHP projects like people’s relocation, institutional issues, socio-economic, the disputed relating to the ethnic minorities right and original people do not get up with these projects organization. The SHP is compared with the LHP, the SHP is viable economically, it takes less effort and time for construction. In this case, its development is 2growing recently in the distant zones while further sources are not economic and feasible gorgeous as well as its installation does not have the same side effect kinds as LHP on the local environment (Lehner *et al.*, 2005).

SHP maybe built in a minor time, they are economical and cheap because of the lower price of its building and helping agriculturalists in a country location. Moreover, they stabilize and supplement power in the surrounding villages and do not require any dam construction on

large reservoirs or the rivers and they have little effect on the aquatic life and surrounding. They are eco-friendly as well when associated with schemes of LHP (Anagnostopoulos and Papantonis, 2007b). The SHP has plenty of benefits that scale of LHP. For plenty of developed countries around the world, SHP has been competently recognized as a worthy substitute to generation traditional power (Hammid *et al.*, 2016, 2017; Wijesinghe and Lai, 2011).

Project capital cost increases with project size reduction. Thus, these projects viability improves with project capacity increasing. They also have higher capital cost capacity factors and availability of less generation (Mishra *et al.*, 2015). MHP systems executions using controllers, traditional hydraulic and electrical component's have completely confirmed uneconomical and exorbitant due to these traditional components are intended for LHP (Laghari *et al.*, 2013). The drawback of MiHP due to it increases equipment cost of productions and devices cost of controls with decrease project size. Moreover, the Pico Hydropower Plant (PHP) schemes do not practical owing to augmented prices, reduced system reliability unit and complication (Williamson *et al.*, 2013).

**Hydropower function:** The hydro-turbine obtains mechanic hydropower and changes it to rotational power mechanically and it's coupled to an electric power generator. Actually, the turbine efficiency depends on the turbine's power, the turbine's type, fluid percentage, etc. Kaplan turbine may be observed that its efficiency is reaching to the maximum value for a various flow rate of water, proving these kinds of turbines can be desirable for a river with a variant in the regime of water flow rate. In general, the electrical power generators employed in the SHP are synchronous machines which generate electrical power by alternating current. Where this synchronous machine has been strongly linked up with the turbine shaft to convert the mechanical rotational energy into electrical power (Hammid *et al.*, 2017). The production of electric power for unit *i* of a hydro generation can be explained by Eq. 1 which is called as the main function of hydropower:

$$Pp_i = 10^{-3} \times N h_i \times F r_i \times \rho \times g \times \eta_i \quad (1)$$

where,  $10^{-3}$  is a constant value employed to change W into KW. With respect to the commission of storage pumps and pump-turbines (Olimstad *et al.*, 2012), *g*, depends on the position of a hydropower plant, i.e., its latitude and height relative to the sea level:

$$g = 9.7803 \times [1 + 0.0053 \times \sin^2(\phi)] - 3 \times 10^{-6} \times l c r_i \quad (2)$$

The density of water  $\rho$ , is the common water temperature function  $T_e$  and the height relative to the sea level. This constraint is computed, depending on (Pannatier *et al.*, 2010), as shown in Eq. 3:

$$\rho = \frac{100}{\sum_{z=0}^3 \sum_{w=0}^3 R_{zw} \times (T_e - \theta)^w \times [10^{-5} [\rho_0 (1 - m s m_i \times l c r_i) + 2 \times 10^7]]^{z-1}} \quad (3)$$

$$N h_i = R f l - R t l - \left[ K_0 \left( \frac{q_i}{Q} \right) \times Q^2 \right] - \left[ K_i^* \times q_i^2 \right] - h l l^{a t m} \quad (4)$$

$$h l l^{a t m} = \frac{\rho_0}{\rho \times g} \left[ (1 - m s m_i \times R f l)^{5.225} - (1 - m s m_i \times R t l)^{5.225} \right] \quad (5)$$

According to the operation of real-time, the hydraulic efficiency of the used turbine  $\eta_i$ , may be found by means of two approaches which are explained below in Eq. 6. Lastly, related to the main function of hydropower:

$$\eta_i = \frac{\text{Output}}{\text{Input}} \quad (6)$$

According to the main function of hydropower, thus:

$$\eta_i^{\min} = \frac{P p_i^{\min}}{N h_i^{\min} \times F r_i^{\min} \times g} \quad (7)$$

$$\eta_i^{\max} = \frac{P p_i^{\max}}{N h_i^{\max} \times F r_i^{\max} \times g} \quad (8)$$

The turbine losses  $t_l$  and the generator losses  $g_l$ , must be defined. The  $t_l$  are gotten by field checkups and may be classified to three main functions: losses because of mechanical friction in the guide bearings, losses because of shaft seals and losses because of the thrust bearing. The first function is displayed as  $g o p_i$ . The portion because of shaft seals is supposed as a constant value. The losses because of the thrust bearing  $b_l$  are gotten in field checkups in which a curve relating the losses with  $g o p_i$  gotten is. The  $t_l$  are also classified to two main functions, according to the turbine and the generator of unit *i* [] as shown in Eq. 9 and 10:

$$D g_i = \frac{W g_i}{W g_i + W t_i + B t_i} \quad (9)$$

$$D t_i = \frac{W t_i + B t_i}{W g_i + W t_i + B t_i} \quad (10)$$

According to Eq. 9 and 10, the thrust bearing losses related to the generator  $b_l^g$  and related to the turbine  $b_l^m$  are defined as:

$$b_l^g = Dg_i \times b_l \tag{11}$$

$$b_l^m = Dt_i \times b_l \tag{12}$$

Considering Eq. 1, the turbine input power  $tip_i$ , turbine output power to  $p_i$ , input power of generator  $gip_i$  and output power of generator  $gop_i$  are defined as:

$$tip_i = 10^{-3} \times Nh_i \times Fr_i \times \rho \times g \tag{13}$$

$$top_i = tip_i - tl_i \tag{14}$$

$$top_i = gip_i + tl_i \tag{15}$$

$$gop_i = gip_i - gl_i \tag{16}$$

**The SHP existing development:** The SHP scale is run-of-river in most cases where typically just a barrage and slight or no water are kept generally. On another hand, barrage or any dam is completely minor. Moreover, reduced the cost of the first installation is found to be the parameters that mostly effect of the viability of the similar venture by focused on the distributed generation that means on low-head run-of-river (Anagnostopoulos and Papantonis, 2007a; Hammid *et al.*, 2017, 2016).

Three-quarters of the SHP production is run-of-river type nearly or it employs the river water flow rate to run turbines naturally. The run-of-river hydropower plant typical arrangement, the liquid has been got from a river

directly at the weir and it passes across to an intake to penstock which leads the water to the powerhouse. Firstly, water may be carried horizontally by a small canal to the forebay tank and then penstock is conveying the water from the fore of turbine bay. Gravity power produces the energy necessary for rotating the turbine sited naturally in powerhouse as shown in Fig. 1 (Bhat and Prakash, 2008).

Generally, the optimum system size for the inexpensive process of run-of-river energy stations needs a process in a varied stream variety. Power stations of run-of-river kind estimated to the lesser semi-cost gage owing to it does not need a dam for keeping great water form. The constant head is expected owing to the project is run-of-river kind. The turbine would not be capable to drive in the complete stream water variety owing to the variant of flow rate. Nonetheless, these are influenced by financial experiments and numerous technologies (Sarasua *et al.*, 2007; Singal *et al.*, 2010).

Stability ensuring of the network and fresh methods requisite to be analyzed and settled the run-of-river potential of SHPs for contribution for balancing power in German commercial center. The conductive regulator energy of SHPs is evaluated and estimated technical aspects and concerning economic (Spitalny *et al.*, 2012). Lack of storage capacity of hydropower stations significantly; hence, the extra strategy of acceptable control is to save fixed level of water at the pipe sink to get the extreme energy quantity from the flow rate of the river. The regulator of change run of the river in hydropower stations is an applied standard for change the improvements of the PI controller (Sarasua *et al.*, 2007) (Fig. 3).

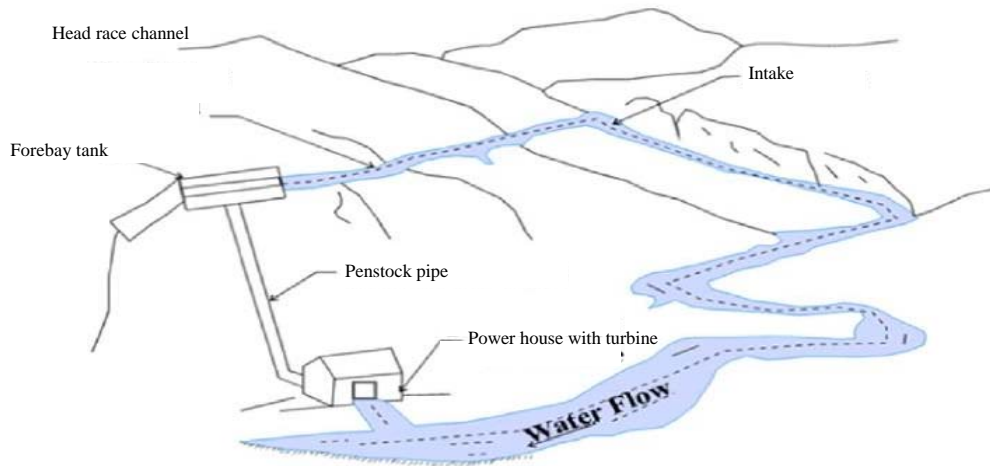


Fig. 3: Deviation of hydropower

The power plants production from run-of-river is empty from Carbon dioxide (CO<sub>2</sub>) releases and one of the eldest kindly techniques ecologically (DelSontro *et al.*, 2010). SHP helps to reduce CO<sub>2</sub> releases and it contributes to poverty mitigation and economic growth in remote and country location (Imran *et al.*, 2014; Schiermeier *et al.*, 2008).

Deliberately this follows the releases declines would not have occupied region unless the Clean Development Mechanism (CDM) precisely. These projects have the ability to qualify for receiving carbon credits (Michaeowa and Jotzo, 2005; Sutter and Parreno, 2007). The CDM for SHP cannot be regarded as a funding for execution of these schemes but may raise and grow their income. The worth of the certified emissions reductions variant is an extra significant variant of biased capital cost as an investigation of proved sympathy as well as SHP schemes in individual projects have an inferior danger as contrasted to SHP schemes which fit the national interconnected system. Thus, the CDM studying becomes financially interesting and feasible (Aloko and Adebayo, 2007; Bouali *et al.*, 2007; Dechezlepretre *et al.*, 2008; Zomer *et al.*, 2008).

**Process of the SHP Modeling:** The SHP prototyping for evaluating production obtainability. The prototype regards as a process of production units and rivers stream uncertainties. The stream of the river is prototyped as a process of fixed stochastic by the producer unit and many conditions Markov restraint. Hydraulic production power unit relies upon on the stream of the river on water exact weight on the drop of tallness watery on turbine efficiencies and electric generator. Association between frequency and stream values are exceeded typically a year periodically, it built on monthly or daily measures (Borges and Pinto, 2008; Liu *et al.*, 2007; Xiaoqiu and Jie, 2005).

The SHP schemes substitute result activities unemployed regions like streams or small rivers. Archimedes screw can get optimal project pursuant to its slight project of stream amount, blades number and trend degree. It is employed to propel watery from a little level to a great level traditionally. Plants of Archimedes screw opposite the standard of pump usage and employ the obtainable of hydraulic power production in the application of low head recently (Stergiopoulou *et al.*, 2011).

The SHP has been carried out to obtain load-frequency control by software; the model consists of the turbine, generator and control governor. Models of hydroelectric power plant have a linear turbine and variations of frequency and power but detail time

by being activated for standards of diverse load (Hammid *et al.*, 2016; Ozbay and Gencoglu, 2010). Recently electrical power projects became greater and extra difficult, so that, transient constancy is creating a significant trouble because of dispersed production installment in greater gage as well as to determine the transient constancy influence and little circuit currents performance (Marin-Jimenez *et al.*, 2014; Nengsih, 2017).

After execution of a small wind-hydro power station planning and modeling, mainly Pilot station will be employed for impelled hydropower station prospects to save energy of wind in the system of hydro energy. Rational mutable valve location relies on the being of water level in the higher cistern and wind (Cozorici *et al.*, 2011). The economic investigation achieved lastly by assuming power station is a fine mass for loads of request by using the TANESCO power cost generally. This model utility for the request is the central influence of the prospects to be modified to rustic regions of any republic and the price purposes can be adjusted by restrictions regulation to suitable with native prices (Kadigi *et al.*, 2008; Mandelli *et al.*, 2013).

**Characteristics of hydropower plant/turbine:** A power of MiHP is a reliable and effective system of the sanitary source of renewable energy. Small rivers and flow can be a brilliant technique of exploitation renewable energy. The assignment of MiHP intended to be a run-of-river style. The water will normally cross over traditional the engine and return to the waterway to employ it for the extra reasons. It has done a slight ecological influence on the native environment. The choice of turbine speed, type and size depend on extreme aquatic flow rate the net head which should be discovered by a stream or the river. Controlled turbines can properly change their entrance runner blades or guide vanes to rise or decline the quantity of stream (Nasir, 2013, 2014; Kisseleva *et al.*, 2015).

The renewable energy origins benefit into the structural strategy of a mixture power scheme off-grid in rustic electrification. The considered method is subjoined of a diesel producer to MiHP. Modulations by the mixture optimization typical for electric renewable are realized for mixture structure element costs that presented yearly values of hydro resources and power loads. The highlighted results are the gas contaminant releases reduction using such a structure more proper than a diesel producer to provide the equal load and the cost-effective. Therefore, diesel and solar would clearly seem to be greatly exorbitant than expensive power from MiHP scales (Elbatran *et al.*, 2015).

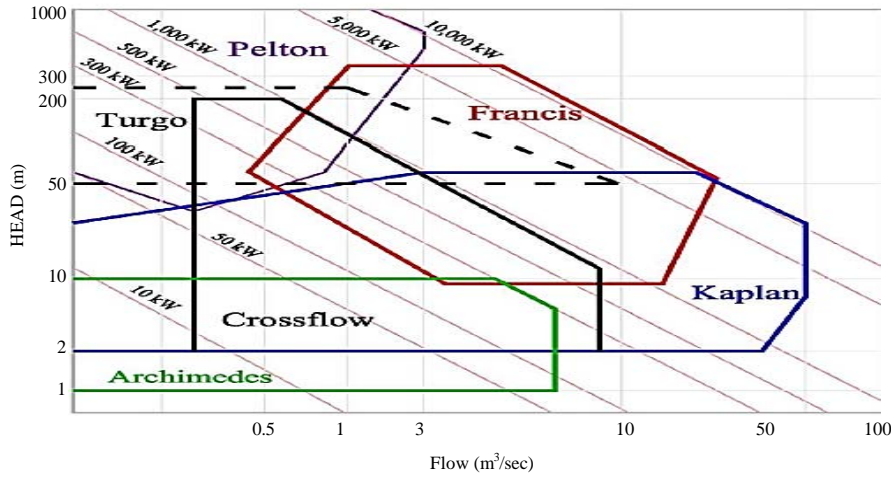


Fig. 4: Turbines terms of net head and flow rate variations

Table 2: Net head classification for applications of hydro-turbines

Turbine kinds	Classification operation of the net head
<b>Impulse turbine</b>	
Pelton	High net head (over than 50 m)
Multi-jet pelton	High net head (over than 50 m)
Turgo	Meddle net head (from 10-15 m)
Cross flow	Meddle net head (from 10-15 m)
<b>Reaction turbine</b>	
Frances	Meddle net head (from 10-15 m)
Kaplan/Propeller	Low net head (lower than 10 m)

Table 3: Rotational speed of small hydel turbines

Turbine kinds	Rotational speed
<b>Impulse turbine</b>	
Pelton and cross-flow	Low speed
<b>Reaction turbine</b>	
Frances	Meddle speed
Kaplan/Propeller	High speed

There is an achievement to compassion between impulse and reaction turbines. Reaction turbines have a superior execution in high stream spots and low head applications. The reaction turbines efficiency is typically upper than impulse turbines at slow operating speed. (Propeller or Kaplan turbine) types are axial flow reaction turbines. This kind is definitely useful; signifying cost effective well efficiency, ease and the proper way of Installation turbines and achieving worthy performance. (Francis and Kaplan) turbines have the highest cost over Pelton turbine for high head applications since the cost increases from low power scales. Turbine efficacy resolute built on net head and flow rate. Figure 4 and Table 2 and 3 display the turbines operational variety for a net head and flow rate. It displays turbines diverse varieties that may be chosen the most suitable hydropower turbine kind (Aad *et al.*, 2013; Locke *et al.*, 2015).

Various turbines and generators types are debated by renovation below diverse discharge and head

requirements. The power generated dependability from the MiHP and MHP is discovered by rainfall and river stream approximation. The turbine choice for hydropower plant relies on the potential of water obtainable in diverse requirements. Turbine categorization according to specific speed whereas; Pelton for low specific speed and great head turbine, Francis for middle specific speed and middling head turbine as well as Kaplan and propeller for high specific speed and low head turbine. Turbines are considered rely on specific spot requirements as weir basis, many hilly area waterways drop and run-of-river (Agarwal, 2012; Krasnov *et al.*, 2016). Kaplan turbine is proper where the low head of water and the great amount is obtainable. The water from regulated pipe comes in through sheath and then drive to the guide vanes. In spite of using for full Kaplan, you could employ semi Kaplan has stable guide vanes and variant in watery happens in operation of runner blade. Water level supervisor's form can be employed simply (Kusakana *et al.*, 2008).

Various basic parameters of SHP such as choice of location, topographical analysis, hydrological and its investigation is determining his capability of the plant. This renewable power will decline carbon-dioxide release and thus declining universal caution accordingly. With reference to the selection of the turbine can be done by the centric council of watering and energy handmade regarding the cost, size and straight Kaplan turbine choice (Bockman *et al.*, 2008; Hammid *et al.*, 2017; Mishra *et al.*, 2011).

Kinds of turbine suit precise flow rate amount; choices of net head and shaft quickness and they are always classified by specific quickness. The methodology is done for the low net head, variable flow rate

requirement and a remote location that turn to the choice of a propeller/Kaplan turbine modified for this substance through a multi-criteria investigation and these turbines has been displayed to be the greatest answer for a certain low head (Maher *et al.*, 2003). The PHP capability choice is <5 kW and at the sites, it's the net head are changing from 0.5-3.5 m and the flow rate obtainable also differs to hang on the location in the river and the season. Reaction turbines have a density of power superiority whereas if locations have a river close, the PHP turbine is a low-cost model to provide this off-grid power. There were some different choices for a PHP turbine hang on flow rate and the net head of the water basis (Williams and Simpson, 2009; Williamson *et al.*, 2014). The efficiency of the turbine can improve with a diverse goal, cup plan and nozzle extent. The turbine was established to have a trial efficiency of 87% at 1.0 m net head and 91% at 3.5 m net head. PHP system indicates to capability production fewer than 5 kW has been employed at several sites in the world as a reliable power supply and cost-effective for off-grid generators. Propeller turbines are normally employed for this low net head request domain as the requested choice of typical turbine diagram. Propeller turbines are employed for low net head and their velocity has talented to equal grid frequency. This turbine is got over using blades and adjustable inlet vanes at the larger power scales. At the low net head there is an emerging in the performance of the Turgo turbines to progress the project over parameters of set-up and the important design identification which is then trial diverse to the efficiency optimization (Cobb and Sharp, 2013; Gaiser *et al.*, 2016).

In Malaysia, MiHP is settled with water flow rate of 1 m<sup>3</sup>/sec and net head of 10 m using an induction generator. MHP can be modified as the cheapest choice for rustic areas than any other obtainable renewable energy origins like wind and solar. As shown in Table 3, S-type small Kaplan turbine which is the adapted with straight inlet is economic optimal and appropriate at the net head from 1-15 m. There are some difference regulator systems are wanted to maintain frequency and voltage inside the varied range. Whereas making production identical to load over governor control, frequency can be finally organized and by using changing the excitation, the voltage can be surely sustained (Laghari *et al.*, 2013).

In general propeller and Kaplan, turbines are axial-stream reaction turbines and low net head turbines. Double-regulated Kaplan turbine for blades and guide-vanes are variable but single-regulated Kaplan turbine has stable guide vanes. Unregulated Propeller turbines employed for stable net head and flow rate basically (Brezovec *et al.*, 2006).

**Evaluation suitable choice economically:** SHP unit cost includes an initial assessment and costs of conservation and yearly operating. The cost of initial assessment can be classified into three mechanisms mainly: costs of electro-mechanical elements, cost of civil workings and cost of manufacturing and management. Hydropower systems investment costs highly depend on site as well known. Hence, SHP cost relies on national level cost data, operation and maintenance costs and estimating capital.

Considering the flow rate, over to 70% of the capability SHP are apparently in little flow rate installments <10 m<sup>3</sup>/sec and the rest are alternatively in middle flow rate installments from 10-100 m<sup>3</sup>/sec. It is indicated that middling flow rate of the SHP is sited on individual river sinks. Considering the net head, 48% of the capability installments are in the low net head <30 m, 25% of the capability installments are in the middle net head from 30-100 m and 14% of the capability installments are in great net head to 100-1000 m.

The low net head installments occurrence influences the selection of hydraulic turbine kind connected directly. A Kaplan turbine is efficiently the finest superior in over than 70% of the all capability installments trailed by Pelton turbine by 15% and Francis turbine by 9% owing to choosing of hydraulic turbine kind was to reduce the element price of power generation as well as the plan flow rate, the net head and yearly power generation of capability installments. Moreover, the typical economic permitted profitability valuation of initial assessment by reduced reimbursement dated and productivity index assessing.

Regarding the energy production distribution, the valued capability of SHP is indicated and it's more than 90% of the power output is generated by installments that should exceed 1 MW in spite the larger number of smaller size plants (Carapellucci *et al.*, 2015).

## CONCLUSION

The SHP may be modified as the greatest reasonably priced selection to any extra obtainable origins of renewable energy like wind and solar. SHP schemes could be a correct selection of another hydro plant extremely due to its sufficiently socio-economical and cost-effective selections. Obviously, characteristics operating of Kaplan turbine have not only great exact quickness and low net head but it positively provided LHP production as well. Moreover, it is appropriated selection for SHP schemes. However, these schemes successful operation at advanced republics relies on administration labors, funding creativities and secluded section contribution combination with bank loans.

## RECOMMENDATIONS

Hydropower is not only sustainable and renewable energy and source of less cost but its storage capability and flexible. Renewable energy system properly uses in spite of traditional energy scheme to regulate the economic, social and environmental problem. Currently, expected of SHP is executing for 5th years strategy from 2012-2017 extra objective of 30,000 MW in India and Germany preceded all individual republics in EU and it has the greater installments number more than 7500 MW. SHP schemes have been categorized into three classes according to the Central Electricity Authority (CEA). Firstly, MiHP capability until 100 kW, secondly MHP capability from 101 kW to 1 MW and thirdly SHP capability from 1-25MW.

The LHP's scale prospects had been already used but it would now be regarded improper ecologically as well as the MiHP and PHP schemes do not practical owing to augmented prices, reduced system reliability unit and complication. The SHP is the most cost-effective technology and Reliable and non-polluting and socio-economic development and benign energy techniques to be ecologically regarded as fewer growth republics for rustic electrification. SHP schemes are economical and more feasible than competing origins of sustainable energy like solar, wind and biomass as the contrast of diverse renewable energy techniques. The SHP scale is run-of-river in most cases where typically just a barrage and slight or no water are kept generally. On another hand, barrage or any dam is completely minor. The SHP schemes may exist attention below the CDM owing to remove greenhouse gas releases directly.

The choice of turbine speed, type and size depend on extreme aquatic flow rate the net head. Kaplan and propeller for great particular quickness and low head turbine. Kaplan turbine is proper where the low head of water and the great amount is obtainable. Choice of Kaplan turbine modified for this substance through a multi-criteria investigation and these turbines has been displayed to be the greatest answer for a certain low net head. The efficiency of the turbine can improve with a diverse goal.

Instabilities of hydraulic in a critical turbines problem for Kaplan and Francis by decreasing their suitable life since of cavitation phenomena increment and Ingredients fatigue. An oscillating of Kaplan turbine runner in waterways of the turbine is forced and subjected to an unsteady load, a various load of hydrodynamic and with the viscous unsteady flow. There is a variation of reasonable for shaft streak vibration of great gage Kaplan turbine when adding masses. Kaplan

turbines Hydro-elasticity differs from the turbo-machine aero-elasticity general problems since the blades were intended to endure loading strongly and they were also comparatively rigid, small and extensive consequently.

Evaluation feasible potential of the power plant and turbine economically is SHP unit cost owing to an initial assessment and costs of conservation and yearly operating. The low net head installments occurrence influences the selection of hydraulic turbine kind connected directly. A Kaplan turbine is efficiently the finest superior in over than 70% of all capability installments. Regarding the energy production distribution, the valued capability of SHP is indicated and it's more than 90% of the power output is generated.

## REFERENCES

- Aad, G., B. Abbott, J. Abdallah, A.A. Abdelalim and A. Abdesselam *et al.*, 2013. Jet energy measurement with the ATLAS detector in proton-proton collisions at  $\sqrt{s} = 7 \text{ TeV}$ . *Eur. Phys. J. C.*, 73: 1-18.
- Agarwal, T., 2012. Review of Pump As Turbine (PAT) for micro-hydropower. *Intl. J. Emerging Technol. Adv. Eng.*, 2: 163-168.
- Aloko, D.F. and G.A. Adebayo, 2007. Production and characterization of activated carbon from agricultural waste (Rice-husk and Corn-cob). *J. Eng. Applied Sci.*, 2: 440-444.
- Anagnostopoulos, J.S. and D.E. Papantonis, 2007a. Optimal sizing of a run-of-river small hydropower plant. *Energy Convers. Manage.*, 48: 2663-2670.
- Anagnostopoulos, J.S. and D.E. Papantonis, 2007b. Pumping station design for a pumped-storage wind-hydro power plant. *Energy Convers. Manage.*, 48: 3009-3017.
- Aribisala, J.O., 2007. Water use forecast for hydropower generation. *J. Eng. Applied Sciences*, 2: 222-225.
- Bhat, V.I. and R. Prakash, 2008. Life cycle analysis of run-of river small hydro power plants in India. *Open Renewable Energy J.*, 1: 11-16.
- Binama, M., W.T. Su, X.B. Li, F.C. Li and X.Z. Wei *et al.*, 2017. Investigation on Pump As Turbine (PAT) technical aspects for micro hydropower schemes: A state-of-the-art review. *Renewable Sustainable Energy Rev.*, 79: 148-179.
- Bockman, T., S.E. Fleten, E. Juliussen, H.J. Langhammer and I. Revdal, 2008. Investment timing and optimal capacity choice for small hydropower projects. *Eur. J. Oper. Res.*, 190: 255-267.



- Borges, C.L. and R.J. Pinto, 2008. Small hydro power plants energy availability modeling for generation reliability evaluation. *IEEE. Trans. Power Syst.*, 23: 1125-1135.
- Bouali, E., M. Gaceb, N. Abdelbaki and R. Bouzid, 2007. Semi-probabilistic approach to the sizing of hydrocarbons canalisation. *J. Eng. Applied Sciences*, 2: 256-262.
- Brezovec, M., I. Kuzle and T. Tomisa, 2006. Nonlinear digital simulation model of hydroelectric power unit with Kaplan turbine. *IEEE. Trans. Energy Convers.*, 21: 235-241.
- Carapellucci, R., L. Giordano and F. Pierguidi, 2015. Techno-economic evaluation of small-hydro power plants: Modelling and characterisation of the Abruzzo region in Italy. *Renewable Energy*, 75: 395-406.
- Castronuovo, E.D. and J.P. Lopes, 2004. On the optimization of the daily operation of a wind-hydro power plant. *IEEE. Trans. Power Syst.*, 19: 1599-1606.
- Cobb, B.R. and K.V. Sharp, 2013. Impulse (Turgo and Pelton) turbine performance characteristics and their impact on pico-hydro installations. *Renewable Energy*, 50: 959-964.
- Cozorici, F., I. Vadan, R.A. Munteanu, I. Cozorici and P. Karaissas, 2011. Design and simulation of a small wind-hydro power plant. *Proceedings of the 2011 International Conference on Clean Electrical Power (ICCEP)*, June 14-16, 2011, IEEE, Ischia, Italy, ISBN:978-1-4244-8929-9, pp: 308-311.
- Dechezlepretre, A., M. Glachant and Y. Meniere, 2008. The clean development mechanism and the international diffusion of technologies: An empirical study. *Energy Policy*, 36: 1273-1283.
- DelSontro, T., D.F. McGinnis, S. Sobek, I. Ostrovsky and B. Wehrli, 2010. Extreme methane emissions from a Swiss hydropower reservoir: Contribution from bubbling sediments. *Environ. Sci. Technol.*, 44: 2419-2425.
- Donalek, P.J., 2008. Update on small hydro technologies and distributed generation including run-of-river plants. *Proceedings of the 2008 IEEE 21st Century International Conference on Power and Energy Society General Meeting-Conversion and Delivery of Electrical Energy*, July 20-24, 2008, IEEE, Pittsburgh, Pennsylvania, ISBN:978-1-4244-1905-0, pp: 1-2.
- Elbatran, A.H., O.B. Yaakob, Y.M. Ahmed and H.M. Shabara, 2015. Operation, performance and economic analysis of low head micro-hydropower turbines for rural and remote areas: A review. *Renewable Sustainable Energy Rev.*, 43: 40-50.
- Gaiser, K., P. Erickson, P. Stroeve and J.P. Delplanque, 2016. An experimental investigation of design parameters for pico-hydro Turgo turbines using a response surface methodology. *Renewable Energy*, 85: 406-418.
- Haidar, A.M., M.F. Senan, A. Noman and T. Radman, 2012. Utilization of pico hydro generation in domestic and commercial loads. *Renewable Sustainable Energy Rev.*, 16: 518-524.
- Hamid, A.T., M. Hojabri, M.H. Sulaiman, A.N. Abdalla and A.A. Kadhim, 2016. Load frequency control for hydropower plants using PID controller. *J. Telecommun. Electron. Comput. Eng.*, 8: 47-51.
- Hamid, A.T., M.H.B. Sulaiman and A.N. Abdalla, 2017. Prediction of small hydropower plant power production in Himreen Lake Dam (HLD) using artificial neural network. *Alexandria Eng. J.*, 2017: 1-11.
- Hondo, H., 2005. Life cycle GHG emission analysis of power generation systems: Japanese case. *Energy*, 30: 2042-2056.
- Imran, M., D. Kumar, N. Kumar, A. Qayyum and A. Saeed *et al.*, 2014. Environmental concerns of underground coal gasification. *Renewable Sustainable Energy Rev.*, 31: 600-610.
- Kadigi, R.M., N.S. Mdoe, G.C. Ashimogo and S. Morardet, 2008. Water for irrigation or hydropower generation? Complex questions regarding water allocation in Tanzania. *Agric. Water Manage.*, 95: 984-992.
- Khan, R., 2015. Small hydro power in India: Is it a sustainable business?. *Appl. Energy*, 152: 207-216.
- Kisseleva, O., A. Bakhythan, B. Lyazzat and K. Petr, 2015. Micro hydropower station automatic control system: PTO hardware and software implementation. *J. Eng. Appl. Sci.*, 10: 143-146.
- Krasnov, V.G., M.K. Petr and P.D. Nikolai, 2016. To the study of the motion of a cylinder with variable mass in flow: The dynamics of a free-flow micro hydropower plant. *J. Eng. App. Sci.*, 11: 3136-3141.
- Kusakana, K., J.L. Munda and A.A. Jimoh, 2008. Economic and environmental analysis of micro hydropower system for rural power supply. *Proceedings of the IEEE 2nd International Conference on Power and Energy PECon*, December 1-3, 2008, IEEE, Johor Bahru, Malaysia, ISBN:978-1-4244-2404-7, pp: 441-444.
- Laghari, J.A., H. Mokhlis, A.H.A. Bakar and H. Mohammad, 2013. A comprehensive overview of new designs in the hydraulic, electrical equipments and controllers of mini hydro power plants making it cost effective technology. *Renew. Sustain. Energy Rev.*, 20: 279-293.

- Lehner, B., G. Czisch and S. Vassolo, 2005. The impact of global change on the hydropower potential of Europe: A model-based analysis. *Energy Policy*, 33: 839-855.
- Liu, Z.B., H.C. Shu, W. Han and W.T. Zhu, 2007. Reliability evaluation of distribution system including small hydro power. *Relay*, 35: 55-59.
- Locke, A.E., B. Kahali, S.I. Berndt, A.E. Justice and T.H. Pers *et al.*, 2015. Genetic studies of body mass index yield new insights for obesity biology. *Nat.*, 518: 197-206.
- Lubitz, W.D., M. Lyons and S. Simmons, 2014. Performance model of Archimedes screw hydro turbines with variable fill level. *J. Hydraul. Eng.*, Vol. 140,
- Maher, P., N.P.A. Smith and A.A. Williams, 2003. Assessment of pico hydro as an option for off-grid electrification in Kenya. *Renewable Energy*, 28: 1357-1369.
- Mandelli, S., E. Colombo, A. Redondi, F. Bernardi and B.B. Saanane *et al.*, 2013. A small-hydro plant model for feasibility analysis of electrification projects in Rural Tanzania. *Proceedings of the 2013 IEEE International Conference on Global Humanitarian Technology (GHTC)*, October 20-23, 2013, IEEE, San Jose, California, USA., ISBN:978-1-4799-2402-8, pp: 11-16.
- Marin-Jimenez, J.D., S.X. Carvajal-Quintero and S. Arango-Aramburo, 2014. Transient stability of colombian national transmission system with Small Hydro plants. *Proceedings of the IEEE International Conference on Central America and Panama Convention (CONCAPAN XXXIV)*, November 12-14, 2014, IEEE, Panama City, Panama, ISBN:978-1-4799-7584-6, pp: 1-6.
- Michaelowa, A. and F. Jotzo, 2005. Transaction costs, institutional rigidities and the size of the clean development mechanism. *Energy Policy*, 33: 511-523.
- Mishra, M.K., N. Khare and A.B. Agrawal, 2015. Small hydro power in India: Current status and future perspectives. *Renewable Sustainable Energy Rev.*, 51: 101-115.
- Mishra, S., S.K. Singal and D.K. Khatod, 2011. Optimal installation of small hydropower plant a review. *Renewable Sustainable Energy Rev.*, 15: 3862-3869.
- Mitchell, I., 2013. Greater christchurch recovery strategic partners and the ministry of business, innovation and employment. *Livingston Associates*, Baltimore, Maryland.
- Nasir, B.A., 2013. Design of micro-hydro-electric power station. *Intl. J. Eng. Adv. Technol.*, 2: 39-47.
- Nasir, B.A., 2014. Design considerations of micro-hydro-electric power plant. *Energy Procedia*, 50: 19-29.
- Nengsih, W., 2017. Predictive modeling analysis impact of predictor variables towards dependent variable. *J. Eng. Appl. Sci.*, 12: 4837-4840.
- Olimstad, G., T. Nielsen and B. Borresen, 2012. Stability limits of reversible-pump turbines in turbine mode of operation and measurements of unstable characteristics. *J. Fluids Eng.*, 134: 1-8.
- Ong, H.C., T.M.I. Mahlia and H.H. Masjuki, 2011. A review on energy scenario and sustainable energy in Malaysia. *Renewable Sustainable Energy Rev.*, 15: 639-647.
- Ozbay, E. and M.T. Gencoglu, 2010. Modeling of small hydro power plants. *Proceedings of the 2010 International Conference on Electrical, Electronics and Computer Engineering (ELECO)*, December 2-5, 2010, IEEE, Bursa, Turkey, ISBN:978-605-01-0013-6, pp: 32-36.
- Paish, O., 2002. Small hydro power: Technology and current status. *Renewable Sustainable Energy Rev.*, 6: 537-556.
- Pannatier, Y., B. Kawkabani, C. Nicolet, J.J. Simond and A. Schwery *et al.*, 2010. Investigation of control strategies for variable-speed pump-turbine units by using a simplified model of the converters. *IEEE. Trans. Ind. Electron.*, 57: 3039-3049.
- Purohit, P., 2008. Small hydro power projects under clean development mechanism in India: A preliminary assessment. *Energy Policy*, 36: 2000-2015.
- Sachdev, H.S., A.K. Akella and N. Kumar, 2015. Analysis and evaluation of small hydropower plants: A bibliographical survey. *Renewable Sustainable Energy Rev.*, 51: 1013-1022.
- Sarasua, J.I., J. Fraile-Ardanuy, J.I. Perez, J.R. Wilhelmi and J.A. Sanchez, 2007. Control of a run of river small hydro power plant. *Proceedings of the International Conference on Power Engineering, Energy and Electrical Drives POWERENG*, April, 12-14, 2007, IEEE, Setubal, Portugal, ISBN:978-1-4244-0894-8, pp: 672-677.
- Schiermeier, Q., J. Tollefson, T. Scully, A. Witze and O. Morton, 2008. Energy alternatives: Electricity without carbon. *Nat. News*, 454: 816-823.
- Sharma, A.K. and N.S. Thakur, 2015. Resource potential and development of small hydro power projects in Jammu and Kashmir in the Western Himalayan region: India. *Renewable Sustainable Energy Rev.*, 52: 1354-1368.

- Singal, S.K., R.P. Saini and C.S. Raghuvanshi, 2010. Analysis for cost estimation of low head run-of-river small hydropower schemes. *Energy sustainable Dev.*, 14: 117-126.
- Singh, S. and M.P. Upadhyay, 2014. Study of different issues and challenges of small hydro power plants operation. Proceedings of the 2014 International Conference on Advances in Energy Conversion Technologies (ICAECT), January 23-25, 2014, IEEE, Manipal, India, ISBN:978-1-4799-2205-5, pp: 88-91.
- Spitalny, L., D. Unger and J.M.A. Myrzik, 2012. Potential of small hydro power plants for delivering control energy in Germany. Proceedings of the 2012 IEEE International Conference on Energytech, May 29-31, 2012, IEEE, Cleveland, Ohio, ISBN:978-1-4673-1836-5, pp: 1-6.
- Stergiopoulou, A., V. Stergiopoulos, E. Kalkani, C. Chronopoulos and D. Papadopoulou, 2011. Back to the future: Rediscovering the archimedean screws as modern turbines for harnessing Greek small hydropower potential. Proceedings of the 3rd International Conference on Environmental Management, Engineering, Planning and Economics (CEMEPE 2011) and SECOTOX, June 9-24, 2011, SECOTOX, Skiathos Island, Greece, pp: 2053-2058.
- Sutter, C. and J.C. Parreno, 2007. Does the current Clean Development Mechanism (CDM) deliver its sustainable development claim? An analysis of officially registered CDM projects. *Clim. Change*, 84: 75-90.
- Wang, L., D.J. Lee, J.H. Liu, Z.Z. Chen and Z.Y. Kuo *et al.*, 2009. A Small Hydro Power (SHP) system in Taiwan using outlet-water energy of a reservoir: System introduction and measured results. Proceedings of the IEEE International Conference on Power and Energy Society General Meeting (PES'09), July 26-30, 2009, IEEE, Calgary, Alberta, Canada, ISBN:978-1-4244-4241-6, pp: 1-7.
- Wijesinghe, A. and L.L. Lai, 2011. Small hydro power plant analysis and development. Proceedings of the 2011 4th International Conference on Electric Utility Deregulation and Restructuring and Power Technologies (DRPT), July 6-9, 2011, IEEE, Weihai, Shandong, China, ISBN:978-1-4577-0364-5, pp: 25-30.
- Williams, A. and S. Porter, 2006. Comparison of hydropower options for developing countries with regard to the environmental, social and economic aspects. *Small*, 1: 1-10.
- Williams, A.A. and R. Simpson, 2009. Pico hydro reducing technical risks for rural electrification. *Renewable Energy*, 34: 1986-1991.
- Williamson, S.J., B.H. Stark and J.D. Booker, 2013. Performance of a low-head pico-hydro Turgo turbine. *Appl. Energy*, 102: 1114-1126.
- Williamson, S.J., B.H. Stark and J.D. Booker, 2014. Low head pico hydro turbine selection using a multi-criteria analysis. *Renewable Energy*, 61: 43-50.
- Xiaoqiu, A. and L. Jie, 2005. Research on seismic response of underground pipelines in solid-liquid media. *Earthquake Eng. Eng. Vibr.*, 25: 136-140.
- Zomer, R.J., A. Trabucco, D.A. Bossio and L.V. Verchot, 2008. Climate change mitigation: A spatial analysis of global land suitability for clean development mechanism afforestation and reforestation. *Agric. Ecosyst. Environ.*, 126: 67-80.