



Title	Effects of mutation of Asn694 in <i>Aspergillus niger</i> α -glucosidase on hydrolysis and transglucosylation
Author(s)	Ma, Min; Okuyama, Masayuki; Sato, Megumi; Tagami, Takayoshi; Klahan, Patcharapa; Kumagai, Yuya; Mori, Haruhide; Kimura, Atsuo
Citation	Applied microbiology and biotechnology, 101(16), 6399-6408 https://doi.org/10.1007/s00253-017-8402-6
Issue Date	2017-08
Doc URL	http://hdl.handle.net/2115/71157
Rights	The final publication is available at link.springer.com via http://dx.doi.org/10.1007/s00253-017-8402-6
Type	article (author version)
Additional Information	There are other files related to this item in HUSCAP. Check the above URL.
File Information	Supplementary.pdf



[Instructions for use](#)

Applied Microbiology and Biotechnology

Supporting Information for

Effects of mutation of Asn694 in *Aspergillus niger* α -glucosidase on hydrolysis and transglucosylation

Min Ma, Masayuki Okuyama*, Megumi Sato, Takayoshi Tagami, Patcharapa Klahan, Yuya Kumagai, Haruhide Mori, and Atsuo Kimura*

Research Faculty of Agriculture, Hokkaido University, Sapporo 060-8589, Japan

* Authors for correspondence:

Masayuki Okuyama;

e-mail, okuyama@abs.agr.hokudai.ac.jp; tel, +81-11-706-2816; fax, +81-11-706-2808

Atsuo Kimura;

e-mail, kimura@abs.agr.hokudai.ac.jp; tel and fax, +81-11-706-2808

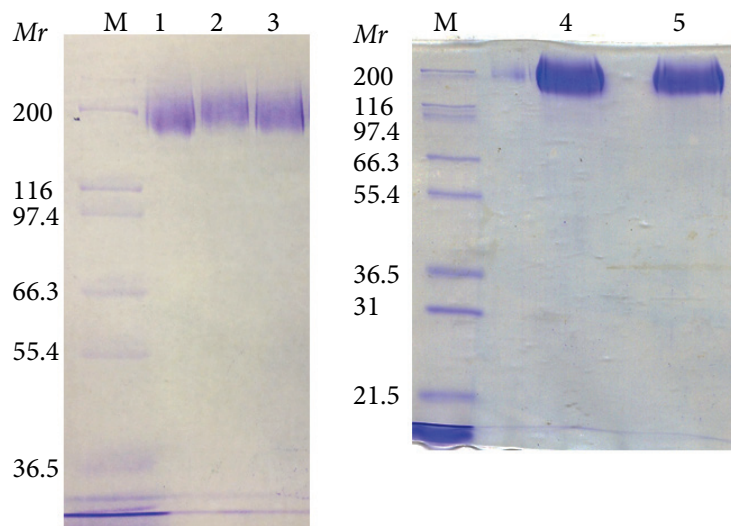


Figure S1. SDS-PAGE gel with Coomassie Brilliant Blue staining of the purified wild-type and mutant ANGs. Positions of Marker proteins (M) and molecular weight are shown on the side. Lane 1, wild type; lane 2, N694L; 3, N694W; 4, N694A; 5, N694F.

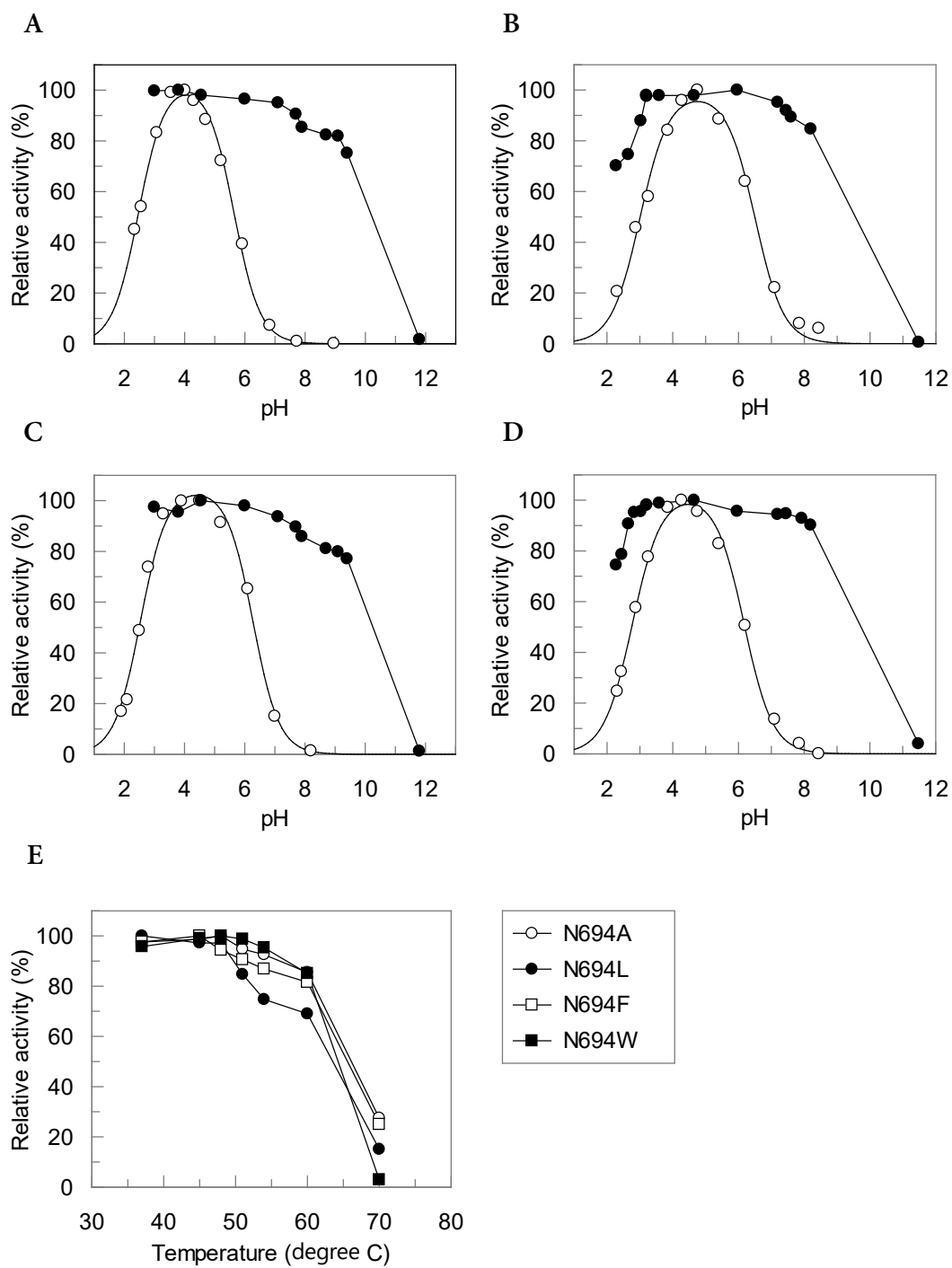


Figure S2. pH-activity (○) and -stability (●) of N694A (A), N694L (B), N694F (C), and N694W (D); and thermal stability of mutant enzymes (E).

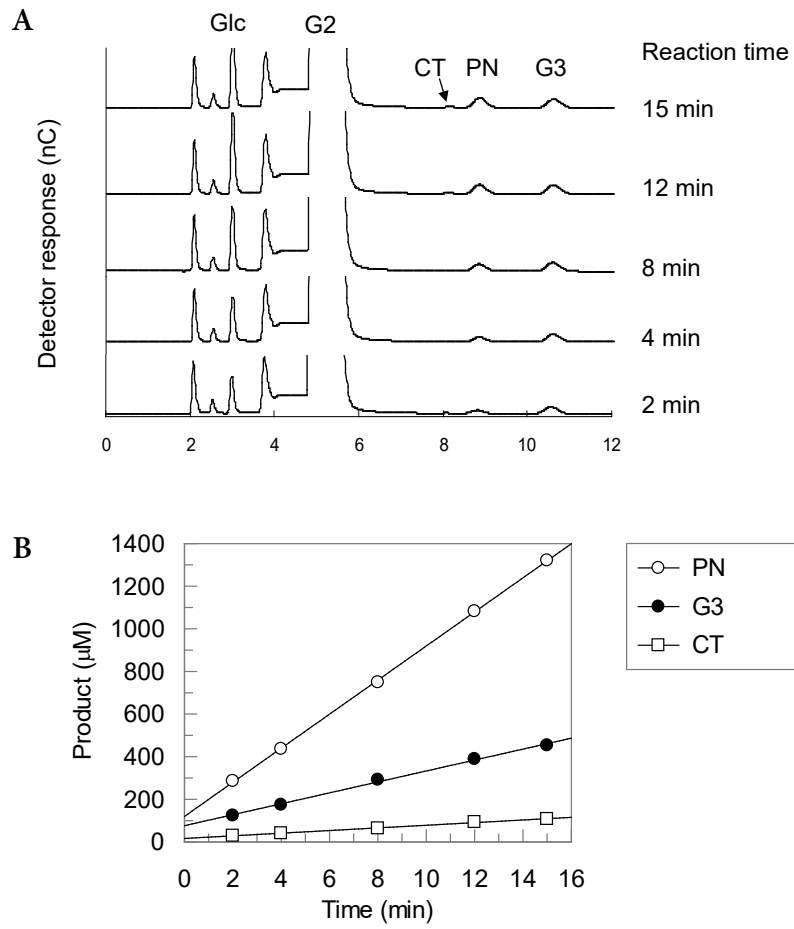


Figure S3. HPAEC-PAD analysis of the reaction products by wild-type ANG with 100 mM G2 (A) and progress curve of the transglucosylation products, PN (○), G3 (●), and CT (□).