



PUBLISHED FOR SISSA BY SPRINGER

RECEIVED: December 6, 2013

ACCEPTED: January 26, 2014

PUBLISHED: February 20, 2014

## Studies of azimuthal dihadron correlations in ultra-central PbPb collisions at $\sqrt{s_{NN}} = 2.76$ TeV



### The CMS collaboration

*E-mail:* [cms-publication-committee-chair@cern.ch](mailto:cms-publication-committee-chair@cern.ch)

**ABSTRACT:** Azimuthal dihadron correlations of charged particles have been measured in PbPb collisions at  $\sqrt{s_{NN}} = 2.76$  TeV by the CMS collaboration, using data from the 2011 LHC heavy-ion run. The data set includes a sample of ultra-central (0–0.2% centrality) PbPb events collected using a trigger based on total transverse energy in the hadron forward calorimeters and the total multiplicity of pixel clusters in the silicon pixel tracker. A total of about 1.8 million ultra-central events were recorded, corresponding to an integrated luminosity of  $120 \mu\text{b}^{-1}$ . The observed correlations in ultra-central PbPb events are expected to be particularly sensitive to initial-state fluctuations. The single-particle anisotropy Fourier harmonics, from  $v_2$  to  $v_6$ , are extracted as a function of particle transverse momentum. At higher transverse momentum, the  $v_2$  harmonic becomes significantly smaller than the higher-order  $v_n$  ( $n \geq 3$ ). The  $p_T$ -averaged  $v_2$  and  $v_3$  are found to be equal within 2%, while higher-order  $v_n$  decrease as  $n$  increases. The breakdown of factorization of dihadron correlations into single-particle azimuthal anisotropies is observed. This effect is found to be most prominent in the ultra-central PbPb collisions, where the initial-state fluctuations play a dominant role. A comparison of the factorization data to hydrodynamic predictions with event-by-event fluctuating initial conditions is also presented.

**KEYWORDS:** Relativistic heavy ion physics, Heavy Ions, harmonic flow

ARXIV EPRINT: [1312.1845](https://arxiv.org/abs/1312.1845)

---

**Contents**

<b>1</b>	<b>Introduction</b>	<b>1</b>
<b>2</b>	<b>Experimental setup</b>	<b>3</b>
<b>3</b>	<b>Selections of events and tracks</b>	<b>3</b>
<b>4</b>	<b>Analysis procedure</b>	<b>6</b>
<b>5</b>	<b>Results</b>	<b>8</b>
5.1	Single-particle azimuthal anisotropy, $v_n$	8
5.2	Correlation functions	11
5.3	Factorization breakdown and $p_T$ dependence of event plane angle	12
<b>6</b>	<b>Conclusion</b>	<b>13</b>
	<b>The CMS collaboration</b>	<b>20</b>

---

**1 Introduction**

The azimuthal anisotropy of emitted charged particles is an important feature of the hot, dense medium produced in heavy-ion collisions. One of the main goals of studying the azimuthal anisotropies is to understand the collective properties of the medium and extract its transport coefficients, particularly the shear viscosity over entropy density ratio,  $\eta/s$ , using hydrodynamic models [1]. Earlier observations of strong azimuthal anisotropies in collisions of gold nuclei at nucleon-nucleon center-of-mass energies ( $\sqrt{s_{NN}}$ ) up to 200 GeV at the Relativistic Heavy-Ion Collider (RHIC) indicated that a strongly coupled quark-gluon plasma is produced, which behaves as a nearly perfect liquid with a close-to-zero  $\eta/s$  value [2–7]. The azimuthal anisotropies have also been extensively measured at the Large Hadron Collider (LHC) over a wide kinematic range in PbPb collisions at  $\sqrt{s_{NN}} = 2.76$  TeV [8–17].

In a non-central heavy-ion collision, the overlap region of the two colliding nuclei has a lenticular shape, and the interacting nucleons in this region are known as “participants.” The “participant plane” is defined by the beam direction and the short axis of the participating nucleon distribution. Because of fluctuations that arise from the finite number of nucleons, the impact parameter vector typically does not coincide with the short axis of this lenticular region. Strong rescattering of the partons in the initial state may lead to local thermal equilibrium and the build-up of anisotropic pressure gradients, which drive a collective anisotropic expansion. The expansion is fastest along the largest pressure gradient, i.e.,

along the short axis of the lenticular region. Therefore, the eccentricity of initial-state collision geometry results in an anisotropic azimuthal distribution of the final-state hadrons. In general, the anisotropy can be characterized by the Fourier harmonic coefficient ( $v_n$ ) in the azimuthal angle ( $\phi$ ) distribution of the hadron yield,  $dN/d\phi \propto 1 + 2 \sum_n v_n \cos[n(\phi - \Psi_n)]$ , where  $\Psi_n$  is the event-by-event azimuthal angle of the participant plane. As the participant plane is not a measurable quantity experimentally, it is often approximated by the “event plane”, defined as the direction of maximum final-state particle density. The second-order Fourier component ( $v_2$ ) is known as the “elliptic flow”, and its event plane angle  $\Psi_2$  approximately corresponds to the short axis direction of the lenticular region. Due to event-by-event fluctuations, higher-order deformations or eccentricities of the initial geometry can also be induced, which lead to higher-order Fourier harmonics ( $v_n$ ,  $n \geq 3$ ) in the final state with respect to their corresponding event plane angles,  $\Psi_n$  [18–24]. For a given initial-state eccentricity, the finite  $\eta/s$  value of the system tends to reduce the azimuthal anisotropy observed for final-state particles. The higher-order Fourier harmonics are expected to be particularly sensitive to the shear viscosity of the expanding medium.

Precise extraction of  $\eta/s$  from the anisotropy data is crucial for investigating the transport properties of the hot and dense medium created in heavy-ion collisions in detail [1]. This effort is, however, complicated by large uncertainties in our understanding of the initial-state conditions of heavy-ion collisions, especially in terms of event-by-event fluctuations. Different initial-state models predict different values of eccentricity and its fluctuations, leading to large uncertainties on the extracted  $\eta/s$  values. In order to better constrain the initial-state condition, it was suggested [25] that in ultra-central heavy-ion collisions (e.g., top 1% most central collisions), the initial collision geometry is predominantly generated by fluctuations such that various orders of eccentricities predicted by different models tend to converge. Here, collision centrality is defined as the fraction of the total inelastic PbPb cross section, with 0% denoting the most central collisions. Therefore, studies of azimuthal anisotropy in ultra-central heavy-ion collisions can help to reduce the systematic uncertainties of initial-state modeling in extracting the  $\eta/s$  value of the system, although quantitative comparison to theoretical calculations is beyond the scope of this paper.

Furthermore, since the event plane angle,  $\Psi_n$ , is determined by the final-state particles, selecting particles from different ranges of transverse momentum ( $p_T$ ) may lead to different estimates of event plane angles. Also due to the effect of initial-state fluctuations, it was recently predicted by hydrodynamic models that a  $p_T$ -dependence of the event plane angle will be induced, which could be one of the sources responsible for the breakdown of factorization in extracting  $v_n$  harmonics from dihadron correlations [26, 27]. As mentioned already, the ultra-central heavy-ion events are dominated by the initial-state eccentricity fluctuations. Thus, they provide an ideal testing ground for the effect of a  $p_T$ -dependent event plane angle.

This paper presents the measurement of azimuthal anisotropy harmonics, from  $v_2$  to  $v_6$ , extracted using long-range (large  $|\Delta\eta|$ ) dihadron correlations as a function of  $p_T$  from 0.3 to 8.0 GeV/c in the top 0.2% most central PbPb collisions at a center-of-mass energy per nucleon pair ( $\sqrt{s_{NN}}$ ) of 2.76 TeV. Here,  $\Delta\eta$  is the difference in pseudorapidity  $\eta$

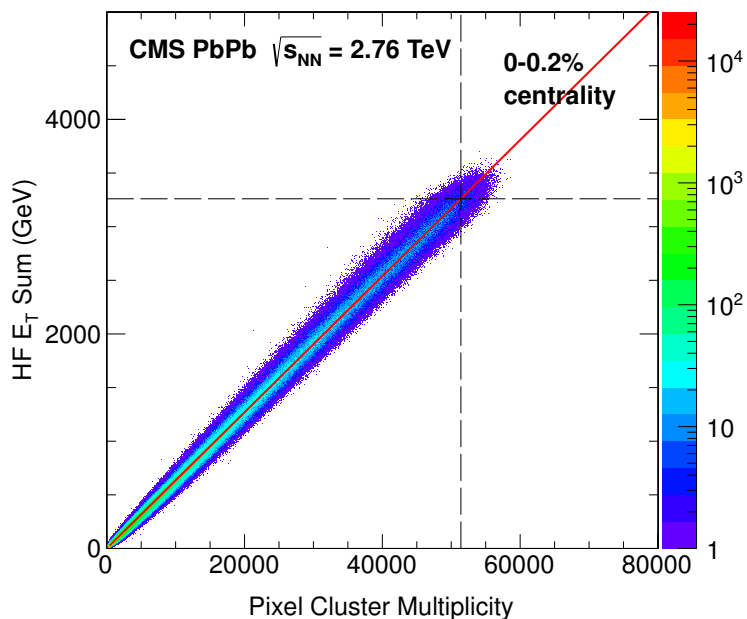
$= -\ln[\tan(\theta/2)]$  between the two particles, where the polar angle  $\theta$  is defined relative to the beam axis. The  $p_T$ -averaged  $v_n$  values for  $0.3 < p_T < 3.0 \text{ GeV}/c$  are also derived up to  $n = 7$ . Factorization of the Fourier coefficients from dihadron correlations into a product of single-particle azimuthal anisotropies is investigated. This study of factorization is quantitatively compared to hydrodynamic predictions with different models of initial-state fluctuations and  $\eta/s$  values for two centrality classes.

## 2 Experimental setup

The data used in this analysis correspond to an integrated luminosity of  $120 \mu\text{b}^{-1}$  and were recorded with the CMS detector during the 2011 PbPb LHC running period at  $\sqrt{s_{NN}} = 2.76 \text{ TeV}$ . A detailed description of the CMS detector can be found in ref. [28]. The CMS uses a right-handed coordinate system, with the origin at the nominal interaction point, the  $x$  axis pointing to the centre of the LHC, the  $y$  axis pointing up (perpendicular to the LHC plane), and the  $z$  axis along the anticlockwise-beam direction. The polar angle  $\theta$  is measured from the positive  $z$  axis and the azimuthal angle ( $\phi$ ) is measured in the  $x$ - $y$  plane. The central feature of the apparatus is a superconducting solenoid of 6 m internal diameter, providing a magnetic field of 3.8 T. Within the field volume are the silicon pixel and strip trackers, the crystal electromagnetic calorimeter, and the brass/scintillator hadron calorimeter. In PbPb collisions, trajectories of charged particles with  $p_T > 0.2 \text{ GeV}/c$  are reconstructed in the tracker covering the pseudorapidity region  $|\eta| < 2.5$ , with a track momentum resolution of about 1% at  $p_T = 100 \text{ GeV}/c$ . In addition, CMS has extensive forward calorimetry, in particular two steel/quartz-fiber Cherenkov hadron forward (HF) calorimeters, which cover the pseudorapidity range  $2.9 < |\eta| < 5.2$ . The HF calorimeters are segmented into towers, each of which is a two-dimensional cell with a granularity of 0.5 units in  $\eta$  and 0.349 rad in  $\phi$ . The zero-degree calorimeters (ZDC) are tungsten/quartz Cherenkov calorimeters located at  $\pm 140 \text{ mm}$  from the interaction point [29]. They are designed to measure the energy of photons and spectator neutrons emitted from heavy ion collisions. Each ZDC calorimeter has electromagnetic and hadronic sections with an active area of  $\pm 40 \text{ mm}$  in  $x$  and  $\pm 50 \text{ mm}$  in  $y$ . When the LHC beam crossing angle is 0 degree, this corresponds to an  $\eta$  acceptance that starts at  $\eta = 8.3$  and is 100% by  $\eta = 8.9$  for  $\sqrt{s_{NN}} = 2.76 \text{ TeV}$ . For one neutron, the ZDCs have an energy resolution of 20%. Since each neutron interacts independently, the resolution improves as the square root of the number of neutrons.

## 3 Selections of events and tracks

Minimum bias PbPb events were triggered by coincident signals from both ends of the detector in either the beam scintillator counters (BSC) at  $3.23 < |\eta| < 4.65$  or in the HF calorimeters. Events due to noise, cosmic rays, out-of-time triggers, and beam backgrounds were suppressed by requiring a coincidence of the minimum bias trigger with bunches colliding in the interaction region. The trigger has an efficiency of  $(97 \pm 3)\%$  for hadronic inelastic PbPb collisions. In total, about 2% of all minimum bias PbPb events were recorded.



**Figure 1.** HF  $E_T$  sum vs. pixel cluster multiplicity for minimum bias triggered PbPb collisions at  $\sqrt{s_{NN}} = 2.76$  TeV. The region in the upper right corner encompassed by the dashed lines depicts the 0–0.2% selected centrality range.

To maximize the event sample for very central PbPb collisions, a dedicated online trigger on the 0–0.2% ultra-central events was implemented by simultaneously requiring the HF transverse energy ( $E_T$ ) sum to be greater than 3260 GeV and the pixel cluster multiplicity to be greater than 51400 (which approximately corresponds to 9500 charged particles over 5 units of pseudorapidity). The selected events correspond to the 0.2% most central collisions of the total PbPb inelastic cross section. The correlation between the HF  $E_T$  sum and pixel cluster multiplicity for minimum bias PbPb collisions at  $\sqrt{s_{NN}} = 2.76$  TeV is shown in figure 1. The dashed lines indicate the selections used for the 0–0.2% centrality range. This fractional cross section is determined relative to the standard 0–2.5% centrality selection in PbPb collisions at CMS by selecting on the total energy deposited in the HF calorimeters [8]. The inefficiencies of the minimum bias trigger and event selection for very peripheral events are properly accounted. In a similar way, the 0–0.02% centrality range is also determined by requiring the HF  $E_T$  sum greater than 3393 GeV and pixel cluster multiplicity greater than 53450 (a subset of 0–0.2% ultra-central events). With this trigger, the ultra-central PbPb event sample is enhanced by a factor of about 40 compared to the minimum bias sample. For purposes of systematic comparisons, other PbPb centrality ranges, corresponding to 40–50%, 0–10%, 2.5–5.0%, 0–2.5% and 0–1%, are studied based on the HF  $E_T$  sum selection using the minimum bias sample. As a cross-check, the 0–1% centrality range is also studied using combined HF  $E_T$  sum and pixel cluster multiplicity, similar to the centrality selection of 0–0.2% ultra-central events.

Centrality selections of ultra-central events are investigated in Monte Carlo (MC) simulations using the AMPT [30] heavy-ion event generator, which provides a realistic modeling

Centrality	$\langle N_{\text{Part}} \rangle$	RMS
0–0.02%	406.2	3.6
0–0.2%	404.0	6.9
0–1.0%	401.1	8.3
0–2.5%	395.8	11.3
2.5–5.0%	381.3	19.5

**Table 1.** The mean and RMS of  $N_{\text{Part}}$  distributions for selected events in each centrality bin in AMPT simulations.

of the initial-state fluctuations of participating nucleons. The generated particles are propagated through the full GEANT4 [31] simulation of the CMS detector. The equivalent centrality requirements on the HF  $E_T$  sum and pixel cluster multiplicity are applied in order to evaluate the selected ranges of impact parameter and number of participating nucleons,  $N_{\text{Part}}$ , for various centrality ranges. A summary of the mean and RMS values of  $N_{\text{Part}}$  distributions for selected events of each very central PbPb centrality range can be found in table 1. As one can see, there is only a moderate increase of average  $N_{\text{Part}}$  value for events that are more central than 0–1% centrality, although the RMS value still decreases significantly for more central selections.

Standard offline event selections [8] are also applied by requiring energy deposits in at least three towers in each of the HF calorimeters, with at least 3 GeV of energy in each tower, and the presence of a reconstructed primary vertex containing at least two tracks. The reconstructed primary vertex is required to be located within  $\pm 15$  cm of the average interaction region along the beam axis and within a radius of 0.02 cm in the transverse plane. These criteria further reduce the background from single-beam interactions (e.g., beam-gas and beam-halo), cosmic muons, and ultra peripheral collisions that lead to the electromagnetic breakup of one or both Pb nuclei [32]. These criteria are most relevant for selecting very peripheral PbPb events but have little effect ( $< 0.01\%$ ) on the events studied in this paper.

During the 2011 PbPb run, there was a probability of about  $10^{-3}$  to have two collisions recorded in a single beam crossing (pileup events). This probability is even higher for ultra-central triggered events, which sample the tails of the HF  $E_T$  sum and pixel cluster multiplicity distributions. If a large HF  $E_T$  sum or pixel cluster multiplicity event is due to two mid-central collisions instead of a single ultra-central collision, more spectator neutrons will be released, resulting in a large signal in the ZDC. To select cleaner single-collision PbPb events, the correlation of energy sum signals between ZDC and HF detectors is studied. Events with large signals in both ZDC and HF are identified as pileup events (about 0.1% of all events), and thus rejected.

The reconstruction of the primary event vertex and the trajectories of charged particles in PbPb collisions is based on signals in the silicon pixel and strip detectors and described in detail in ref. [8]. From studies based on PbPb events simulated using HYDJET [33] (version 1.8), the combined geometrical acceptance and reconstruction efficiency of the primary tracks is about 70% at  $p_T \sim 1$  GeV/ $c$  and  $|\eta| < 1.0$  for the 0–0.2% central PbPb events but

drops to about 50% for  $p_T \sim 0.3 \text{ GeV}/c$ . The fraction of misidentified tracks is kept at the level of  $< 5\%$  over most of the  $p_T$  ( $p_T > 0.5 \text{ GeV}/c$ ) and  $\eta$  ( $|\eta| < 1.6$ ) ranges. It increases up to about 20% for very low  $p_T$  ( $p_T < 0.5 \text{ GeV}/c$ ) particles in the forward ( $|\eta| \approx 2$ ) region.

#### 4 Analysis procedure

Following the same procedure of dihadron correlation analysis as in refs. [9, 34–37], the signal and background distributions of particle pairs are first constructed. Any charged particle associated with the primary vertex and in the range  $|\eta| < 2.4$  can be used as a “trigger” particle. A variety of bins of trigger particle transverse momentum, denoted by  $p_T^{\text{trig}}$ , are considered. In a single event, there can be more than one trigger particle and their total multiplicity is denoted by  $N_{\text{trig}}$ . Within each event, every trigger particle is then paired with all of the remaining particles (again within  $|\eta| < 2.4$ ). Just as for the trigger particles, these associated particles are also binned in transverse momentum ( $p_T^{\text{assoc}}$ ).

The signal distribution,  $S(\Delta\eta, \Delta\phi)$ , is the per-trigger-particle yield of pairs found in the same event,

$$S(\Delta\eta, \Delta\phi) = \frac{1}{N_{\text{trig}}} \frac{d^2 N^{\text{same}}}{d\Delta\eta d\Delta\phi}, \quad (4.1)$$

where  $N^{\text{same}}$  is the number of such pairs within a  $(\Delta\eta, \Delta\phi)$  bin, and  $\Delta\phi$  and  $\Delta\eta$  are the differences in azimuthal angle  $\phi$  and pseudorapidity  $\eta$  between the two particles. The background distribution,  $B(\Delta\eta, \Delta\phi)$ , is found using a mixed-event technique, wherein trigger particles from one event are combined (mixed) with all of the associated particles from a different event. In the analysis, associated particles from 10 randomly chosen events with a small  $z_{\text{vtx}}$  range ( $\pm 0.5 \text{ cm}$ ) near the  $z_{\text{vtx}}$  of the event with trigger particles are used. The result is given by

$$B(\Delta\eta, \Delta\phi) = \frac{1}{N_{\text{trig}}} \frac{d^2 N^{\text{mix}}}{d\Delta\eta d\Delta\phi}, \quad (4.2)$$

where  $N^{\text{mix}}$  denotes the number of mixed-event pairs. This background distribution represents the expected correlation function assuming independent particle emission, but taking into account effects of the finite acceptance.

The two-dimensional (2D) differential yield of associated particles per trigger particle is given by

$$\frac{1}{N_{\text{trig}}} \frac{d^2 N^{\text{pair}}}{d\Delta\eta d\Delta\phi} = B(0, 0) \times \frac{S(\Delta\eta, \Delta\phi)}{B(\Delta\eta, \Delta\phi)}, \quad (4.3)$$

where  $N^{\text{pair}}$  is the total number of hadron pairs. The value of the background distribution at  $\Delta\eta = 0$  and  $\Delta\phi = 0$ ,  $B(0, 0)$ , represents the mixed-event associated yield for both particles of the pair going in approximately the same direction and thus having full pair acceptance (with a bin width of 0.3 in  $\Delta\eta$  and  $\pi/16$  in  $\Delta\phi$ ). Therefore, the ratio  $B(0, 0)/B(\Delta\eta, \Delta\phi)$  accounts for the pair-acceptance effects. The correlation function described in eq. (4.3) is calculated in 0.5 cm wide bins of the  $z_{\text{vtx}}$  along the beam direction and then averaged over the range  $|z_{\text{vtx}}| < 15 \text{ cm}$ .

To extract the azimuthal anisotropy harmonics,  $v_n$ , the one-dimensional (1D) azimuthal dihadron correlation function as a function of  $\Delta\phi$ , averaged over  $|\Delta\eta| > 2$  (to

avoid the short-range correlations from jets and resonance decays), can be decomposed into a Fourier series given by

$$\frac{1}{N_{\text{trig}}} \frac{dN^{\text{pair}}}{d\Delta\phi} = \frac{N_{\text{assoc}}}{2\pi} \left\{ 1 + \sum_{n=1}^{\infty} 2V_{n\Delta} \cos(n\Delta\phi) \right\}. \quad (4.4)$$

Here,  $V_{n\Delta}$  are the Fourier coefficients from dihadron correlations, and  $N_{\text{assoc}}$  represents the total number of hadron pairs per trigger particle for a given  $|\Delta\eta|$  range and  $(p_{\text{T}}^{\text{trig}}, p_{\text{T}}^{\text{assoc}})$  bin.

In refs. [9, 35–37], a fit to the azimuthal correlation function by a Fourier series was used to extract the  $V_{n\Delta}$  coefficients. In this paper, a slightly different approach is applied. The  $V_{n\Delta}$  values are directly calculated as the average value of  $\cos(n\Delta\phi)$  of all particle pairs for  $|\Delta\eta| > 2$  (to avoid the short-range correlations from jets and resonance decays):

$$V_{n\Delta} = \langle\langle \cos(n\Delta\phi) \rangle\rangle_S - \langle\langle \cos(n\Delta\phi) \rangle\rangle_B. \quad (4.5)$$

Here,  $\langle\langle \rangle\rangle$  denotes averaging over all particles in each event and over all the events. The subscripts  $S$  and  $B$  correspond to the average over signal and background pairs. With an ideal detector,  $\langle\langle \cos(n\Delta\phi) \rangle\rangle_S$  equals to  $V_{n\Delta}$  by definition. The  $\langle\langle \cos(n\Delta\phi) \rangle\rangle_B$  term is subtracted in order to remove the effects of detector non-uniformity. The advantage of the present approach is that the extracted Fourier harmonics will not be affected by the finite bin widths of the histogram in  $\Delta\eta$  and  $\Delta\phi$ . This is particularly important for very-high-order harmonics ( $V_{n\Delta}$  is extracted up to  $n = 7$  in this analysis) that are sensitive to the finer variations of the correlation functions.

It was thought [9, 14, 16] that, for correlations purely driven by the hydrodynamic flow,  $V_{n\Delta}$  can be factorized into a product of single-particle Fourier harmonics,  $v_n(p_{\text{T}}^{\text{trig}})$ , for trigger particles and  $v_n(p_{\text{T}}^{\text{assoc}})$ , for associated particles:

$$V_{n\Delta} = v_n(p_{\text{T}}^{\text{trig}}) \times v_n(p_{\text{T}}^{\text{assoc}}). \quad (4.6)$$

The single-particle azimuthal anisotropy harmonics can then be extracted as a function of  $p_{\text{T}}$  as follows:

$$v_n(p_{\text{T}}) = \frac{V_{n\Delta}(p_{\text{T}}, p_{\text{T}}^{\text{ref}})}{\sqrt{V_{n\Delta}(p_{\text{T}}^{\text{ref}}, p_{\text{T}}^{\text{ref}})}}, \quad (4.7)$$

where a fixed  $p_{\text{T}}^{\text{ref}}$  range is chosen for the “reference particles”. However, as pointed out in refs. [26, 27], due to fluctuating initial-state geometry, the factorization of  $V_{n\Delta}$  could also break down for flow-only correlations. Direct tests of the factorization relation for  $V_{n\Delta}$  in eq. (4.6) are carried out in this paper, as will be discussed in section 5.3. These tests may provide new insights into the initial-state density fluctuations of the expanding hot medium.

When calculating  $\langle\langle \cos(n\Delta\phi) \rangle\rangle$ , each pair is weighted by the product of correction factors for the two particles. These factors are the inverse of an efficiency that is a function of each particle’s pseudorapidity and transverse momentum,

$$\varepsilon_{\text{trk}}(\eta, p_{\text{T}}) = \frac{A(\eta, p_{\text{T}})E(\eta, p_{\text{T}})}{1 - F(\eta, p_{\text{T}})}, \quad (4.8)$$



$n$	$f$
2	$1.3 \pm 0.1$
3	$1.0 \pm 0.4$
4	$0.8 \pm 0.6$
5	$0.8 \pm 0.6$
>6	$0.8 \pm 0.6$

**Table 2.** The factor,  $f$ , for estimating the  $v_n$  values of misidentified tracks, as well as its uncertainty, for various orders of Fourier harmonics.

where  $A(\eta, p_T)$  is the geometrical acceptance,  $E(\eta, p_T)$  is the reconstruction efficiency, and  $F(\eta, p_T)$  is the fraction of misidentified tracks. The effect of this weighting factor only changes the overall scale of dihadron correlation functions, and has almost no effect on  $\langle\langle \cos(n\Delta\phi) \rangle\rangle$ . However, the misidentified tracks may have different  $v_n$  values from those of correctly reconstructed tracks. Therefore, the effects of misidentified tracks are investigated and corrected using the same procedure as done in ref. [8]. The  $v_n$  values for the true charged tracks ( $v_n^{\text{true}}$ ) can be expressed as a combination of  $v_n$  for all the observed tracks ( $v_n^{\text{obs}}$ ) and for misidentified tracks ( $v_n^{\text{mis}}$ ):

$$v_n^{\text{true}}(p_T) = \frac{v_n^{\text{obs}}(p_T) - F(p_T) \times v_n^{\text{mis}}(p_T)}{1 - F(p_T)}. \quad (4.9)$$

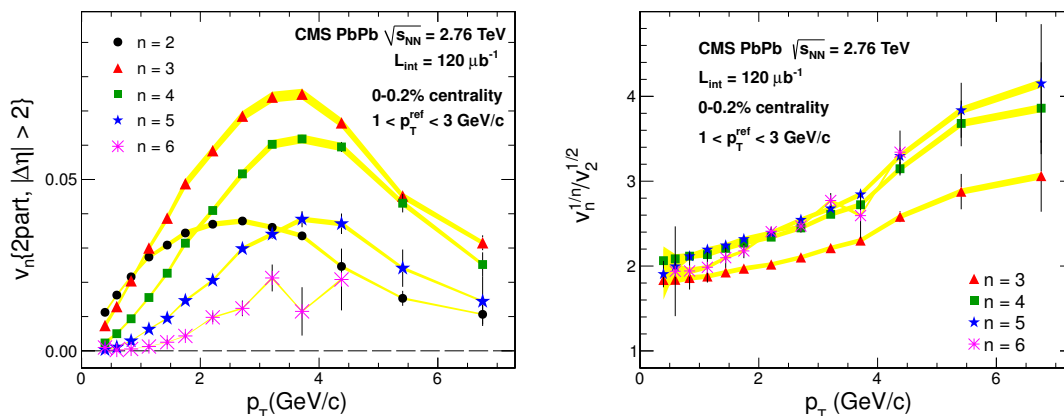
An empirical correction for the misidentified track  $v_n$  based on the simulation studies is found to be independent of track selections or the fraction of misidentified tracks. The correction is given by  $v_n^{\text{mis}} = f \times \langle v_n \rangle$ , where  $\langle v_n \rangle$  is the yield-weighted average over the  $p_T$  range from 0.3 to 3.0 GeV/c, folding in the efficiency-corrected spectra. The estimated values of the correction factor,  $f$ , as well as its uncertainty, are summarized in table 2 for different  $v_n$ .

The systematic uncertainties due to misidentified tracks, which are most important at low  $p_T$  where the misidentified track rate is high, are reflected in the uncertainty of the  $f$  factor in table 2. At low  $p_T$ , the systematic uncertainty from this source is 1.4% for  $v_2$  and 5–8% for  $v_3$  to  $v_6$ . By varying the  $z$ -coordinate of vertex binning in the mixed-event background, the results of the  $v_n$  values vary by at most 2–8% for  $v_2$  to  $v_6$ , respectively. Systematic uncertainties due to the tracking efficiency correction are estimated to be about 0.5%. By varying the requirements on the ZDC sum energy used for pileup rejection, the results are stable within less than 1%. The various sources of systematic uncertainties are added in quadrature to obtain the final uncertainties shown as the shaded color bands for results in section 5.

## 5 Results

### 5.1 Single-particle azimuthal anisotropy, $v_n$

Results of azimuthal anisotropy harmonics, from  $v_2$  to  $v_6$ , as a function of  $p_T$  in 0–0.2% central PbPb collisions at  $\sqrt{s_{NN}} = 2.76$  TeV, are shown in figure 2 (left). The  $v_n$  values

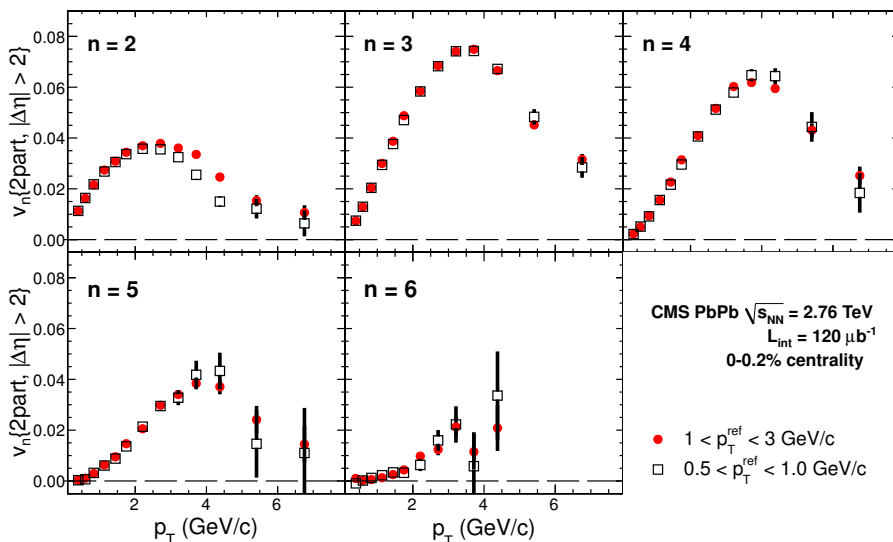


**Figure 2.** Left: the  $v_2$  to  $v_6$  values as a function of  $p_T$  in 0–0.2% central PbPb collisions at  $\sqrt{s_{NN}} = 2.76$  TeV. Right: the  $v_n^{1/n}/v_2^{1/2}$  ratios as a function of  $p_T$ . Error bars denote the statistical uncertainties, while the shaded color bands correspond to the systematic uncertainties.

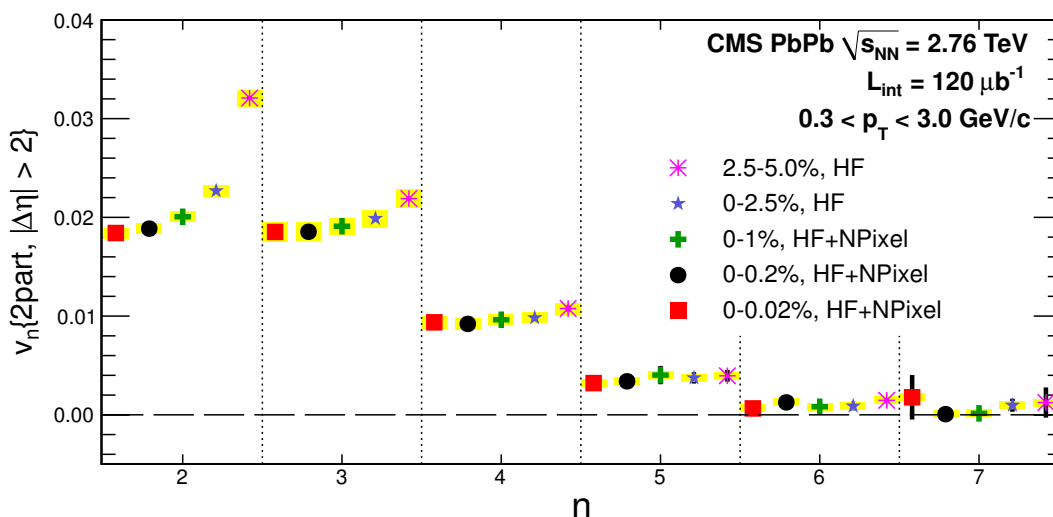
are extracted from long-range ( $|\Delta\eta| > 2$ ) dihadron correlations using eq. (4.5), and by assuming factorization in eq. (4.7). The  $p_T^{\text{ref}}$  range is chosen to be 1–3 GeV/c. The error bars correspond to statistical uncertainties, while the shaded color bands indicate the systematic uncertainties. As the collisions are extremely central, the eccentricities,  $\epsilon_n$ , are mostly driven by event-by-event participant fluctuations and are of similar sizes within a few % for all orders. Consequently, the magnitudes of  $v_2$  and  $v_3$  are observed to be comparable (within 2% averaged over  $p_T$  as will be shown in figure 4), which is not the case for non-central collisions. Different  $v_n$  harmonics have very different dependencies on  $p_T$ . At low  $p_T$  ( $p_T < 1$  GeV/c), the  $v_2$  harmonic has the biggest magnitude compared to other higher-order harmonics. It becomes smaller than  $v_3$  at  $p_T \approx 1$  GeV/c, and even smaller than  $v_5$  for  $p_T > 3$  GeV/c. This intriguing  $p_T$  dependence can be compared quantitatively to hydrodynamics calculations with fluctuating initial conditions, and it provides important constraints on theoretical models. For a given value of  $p_T$ , the magnitude of  $v_n$  for  $n \geq 3$  decreases monotonically with  $n$ , as will be shown later.

If a system created in an ultra-relativistic heavy-ion collision behaves according to ideal hydrodynamics, the Fourier harmonics,  $v_n$ , are expected to follow a  $p_T$  dependence that has a power-law,  $p_T^n$ , functional form in the low- $p_T$  region [38, 39]. Hence, the scaling ratio,  $v_n^{1/n}/v_2^{1/2}$ , will be largely independent of  $p_T$ , as was seen by the ATLAS collaboration for not very central events [16]. In figure 2 (right), the  $v_n^{1/n}/v_2^{1/2}$  ratios are shown as a function of  $p_T$  for  $n = 3$ –6 obtained in 0–0.2% ultra-central PbPb collisions at  $\sqrt{s_{NN}} = 2.76$  TeV. The obtained ratio shows an increase as a function of  $p_T$ . This trend is consistent to what was observed by the ATLAS collaboration for very central events (e.g., 0–1% centrality) [16].

Other choices of  $p_T^{\text{ref}}$  ranges are also studied in order to examine the assumption of factorization made for extracting  $v_n$ . As an example, figure 3 shows the comparison of  $v_n$  as a function of  $p_T$  for  $1 < p_T^{\text{ref}} < 3$  GeV/c and  $0.5 < p_T^{\text{ref}} < 1.0$  GeV/c. The  $v_n$  values extracted with two choices of  $p_T^{\text{ref}}$  ranges are consistent within statistical uncertainties for  $n > 2$  over the entire  $p_T$  range. However, a significant discrepancy is observed for  $v_2$  at



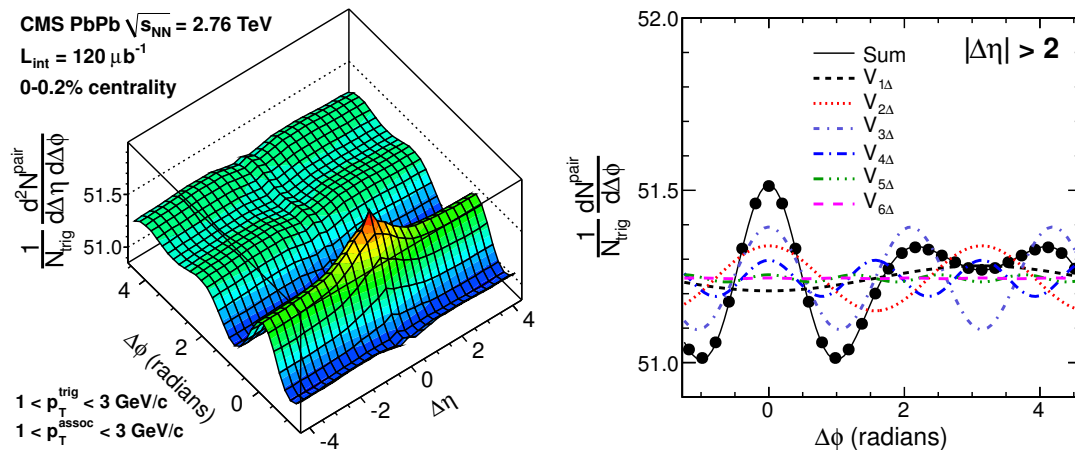
**Figure 3.** Comparison of  $v_n(p_T)$  values derived from two different  $p_T^{\text{ref}}$  ranges: 0.5–1.0 GeV/ $c$  (open square markers) and 1–3 GeV/ $c$  (solid circles), in 0–0.2% central PbPb collisions at  $\sqrt{s_{NN}} = 2.76$  TeV. Error bars denote the statistical uncertainties.



**Figure 4.** Comparison of  $p_T$ -averaged (0.3–3.0 GeV/ $c$ )  $v_n$  as a function of  $n$  in five centrality ranges (2.5–5.0%, 0–2.5%, 0–1%, 0–0.2% and 0–0.02%) for PbPb collisions at  $\sqrt{s_{NN}} = 2.76$  TeV. The  $p_T^{\text{ref}}$  of 1–3 GeV/ $c$  is used. Error bars denote the statistical uncertainties, while the shaded color boxes correspond to the systematic uncertainties.

higher  $p_T$ , e.g., up to about 40% for  $p_T \sim 4$  GeV/ $c$ , while the low  $p_T$  region shows a good agreement between the two  $p_T^{\text{ref}}$  ranges. A detailed study of factorization breakdown for eq. (4.6) as well as its physical implication is presented in section 5.3, which is in agreement with the discrepancy observed in figure 3.

The  $p_T$ -averaged  $v_n$  values (with  $p_T^{\text{ref}}$  of 1–3 GeV/ $c$ ) weighted by the efficiency-corrected charged-hadron yield, over the  $p_T$  range from 0.3 to 3.0 GeV/ $c$ , are shown in figure 4 as a



**Figure 5.** The 2D (left) and 1D  $\Delta\phi$  (right) dihadron correlation functions for  $1 < p_{\text{T}}^{\text{trig}} < 3 \text{ GeV}/c$  and  $1 < p_{\text{T}}^{\text{assoc}} < 3 \text{ GeV}/c$  in 0–0.2% central PbPb collisions at  $\sqrt{s_{NN}} = 2.76 \text{ TeV}$ . The broken lines on the right panel show various orders of  $V_{n\Delta}$  components expected from the extracted  $v_n$  values in section 5.1, while the solid line is the sum of all  $V_{n\Delta}$  components.

function of  $n$  up to  $n = 7$  (the  $v_7$  value as a function of  $p_{\text{T}}$  is not presented in figure 2 due to limited statistical precision). The 0–0.2% ultra-central events are compared to several other very central PbPb centrality ranges including 2.5–5.0%, 0–2.5%, 0–1% and 0–0.02%. As mentioned earlier, results for 0–1% centrality are compared with both the HF  $E_{\text{T}}$  sum selection (not shown) and HF  $E_{\text{T}}$  sum plus pixel cluster multiplicity (NPixel) selection as a systematic check. The two methods of centrality selection yield consistent  $v_n$  results within statistical uncertainties. Therefore, only results from HF  $E_{\text{T}}$  sum plus pixel cluster multiplicity centrality selection are shown in figure 4. Beyond the 2.5–5.0% centrality range, the  $v_n$  values are still decreasing toward more central collisions, especially for  $v_2$ . Going from 0–0.2% to 0–0.02% centrality,  $v_n$  shows almost no change, indicating events do not become significantly more central by requiring larger HF  $E_{\text{T}}$  sum and pixel cluster multiplicity, especially in terms of eccentricities. This is consistent with the studies using the AMPT model. The  $v_n$  values remain finite up to  $n = 6$  within the statistical precision of our data. Beyond  $n = 6$ ,  $v_n$  becomes consistent with zero. The magnitude of  $v_2$  and  $v_3$  are very similar, while the  $v_n$  become progressively smaller for  $n \geq 4$ . This is qualitatively in agreement with expectations from hydrodynamic calculations [38].

## 5.2 Correlation functions

Dihadron correlation functions are also constructed using eq. (4.3) in order to check the consistency of extracting  $V_{n\Delta}$  using eq. (4.5) with the fit method to the correlation function by a Fourier series in eq. (4.4). Figure 5 (left) shows the dihadron correlation functions for  $1 < p_{\text{T}}^{\text{trig}} < 3 \text{ GeV}/c$  and  $1 < p_{\text{T}}^{\text{assoc}} < 3 \text{ GeV}/c$  in 0–0.2% central PbPb collisions at  $\sqrt{s_{NN}} = 2.76 \text{ TeV}$ . As shown in figure 2, the  $v_3$ ,  $v_4$ , and  $v_5$  values become comparable or even bigger than  $v_2$  at  $1 < p_{\text{T}} < 3 \text{ GeV}/c$ . In figure 5, this can be seen in the dihadron correlation function on the away side ( $\Delta\phi \sim \pi$ ), where a significant local minimum (at  $\Delta\phi \sim \pi$  along  $\Delta\eta$ ) is present. On the near side ( $\Delta\phi \sim 0$ ) of the correlation function, a long-range

structure extending over the entire  $\Delta\eta$  region is present. The observed features of the correlation function are similar to what was seen previously at CMS in other centrality ranges of PbPb collisions [9, 35], although the dip on the away side is not seen in non-central PbPb collisions. This may indicate that the contribution of higher-order Fourier components (e.g.,  $v_3$ ) is more relevant for very central events.

Averaging over  $\Delta\eta$ , the 1D  $\Delta\phi$  dihadron correlation function, for  $1 < p_T^{\text{trig}} < 3 \text{ GeV}/c$  and  $1 < p_T^{\text{assoc}} < 3 \text{ GeV}/c$  in 0–0.2% central PbPb collisions at  $\sqrt{s_{NN}} = 2.76 \text{ TeV}$ , is shown in figure 5 (right). The range of  $|\Delta\eta| < 2$  is excluded from the average to avoid non-flow effects from other source of correlations, such as jet fragmentation. The dashed curves represent different  $V_{n\Delta}$  components and are constructed from the  $v_n$  values extracted in section 5.1 by assuming factorization. The solid curve is the sum of all  $V_{n\Delta}$  components, which is in good agreement with the measured dihadron correlation function.

### 5.3 Factorization breakdown and $p_T$ dependence of event plane angle

The breakdown of factorization observed in figure 3 could be caused by non-flow effects that contribute to the dihadron correlation function at large  $\Delta\eta$ , e.g., back-to-back jet correlations. However, in hydrodynamics, it has been recently suggested that one possible source of factorization breakdown is related to the initial-state eccentricity fluctuations [26, 27]. The event plane angle,  $\Psi_n$ , as determined by final-state particles, could be dependent on the particle  $p_T$  event-by-event, instead of a unique angle for the entire event (which is the case for a non-fluctuating smooth initial condition). Because of this effect, the factorization of  $V_{n\Delta}$  extracted from dihadron correlations could be broken, even if hydrodynamic flow is the only source of correlations. The breakdown effect can be explored more quantitatively in the following analysis.

A ratio for testing factorization defined as

$$r_n \equiv \frac{V_{n\Delta}(p_T^{\text{trig}}, p_T^{\text{assoc}})}{\sqrt{V_{n\Delta}(p_T^{\text{trig}}, p_T^{\text{trig}})V_{n\Delta}(p_T^{\text{assoc}}, p_T^{\text{assoc}})}} \quad (5.1)$$

has been proposed as a direct measurement of  $p_T$ -dependent event plane angle fluctuations [27]. Here, the  $V_{n\Delta}$  coefficients are calculated by pairing particles within the same  $p_T$  interval (denominator) or from different  $p_T$  intervals (numerator). If  $V_{n\Delta}$  factorizes, this ratio will be equal to unity. With the presence of a  $p_T$ -dependent event plane angle, it has been shown that the ratio,  $r_n$ , is equivalent to

$$r_n = \frac{\langle v_n(p_T^{\text{trig}})v_n(p_T^{\text{assoc}}) \cos [n(\Psi_n(p_T^{\text{trig}}) - \Psi_n(p_T^{\text{assoc}}))] \rangle}{\sqrt{\langle v_n^2(p_T^{\text{trig}}) \rangle \langle v_n^2(p_T^{\text{assoc}}) \rangle}}, \quad (5.2)$$

where  $\Psi_n(p_T^{\text{trig}})$  and  $\Psi_n(p_T^{\text{assoc}})$  represent the event plane angles determined for trigger and associated particles from two  $p_T$  intervals [26, 27]. One can see from eq. (5.2) that  $r_n$  is in general less than unity if event plane angle  $\Psi_n$  depends on  $p_T$ .

In this paper, the proposed factorization ratio,  $r_n$ , is studied as a function of  $p_T^{\text{trig}}$  and  $p_T^{\text{assoc}}$  for different centrality classes in PbPb collisions at  $\sqrt{s_{NN}} = 2.76 \text{ TeV}$ . Figures 6–8

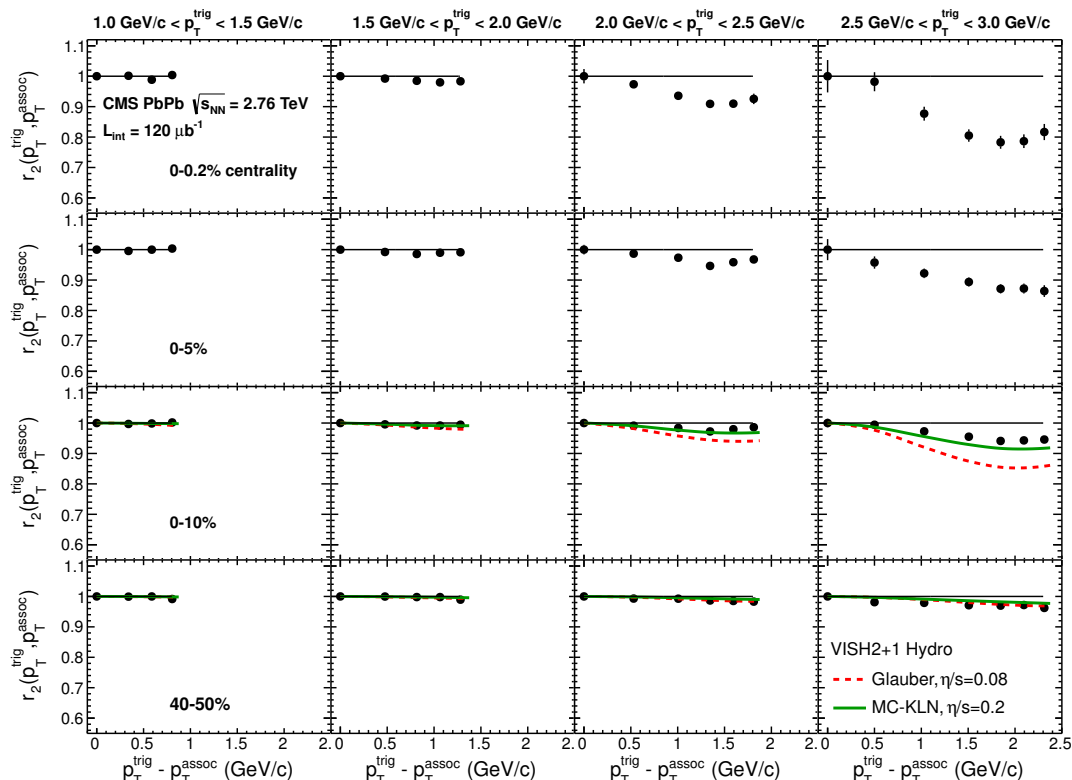
show the  $r_n$  values for  $n = 2-4$ , respectively, for four  $p_T^{\text{trig}}$  bins (of increasing  $p_T$  from left to right panels) as a function of the difference between  $p_T^{\text{trig}}$  and  $p_T^{\text{assoc}}$ . The average values of  $p_T^{\text{trig}}$  and  $p_T^{\text{assoc}}$  in each bin are used for calculating the difference. The measurement is performed in four different centrality classes, i.e., 40–50%, 0–10%, 0–5%, and ultra-central 0–0.2% centralities (from bottom to top panels). By construction, the  $r_n$  value for the highest analyzed  $p_T^{\text{assoc}}$  range, where trigger and associated particles are selected from the same  $p_T$  interval, is equal to one. Only results for  $p_T^{\text{trig}} \geq p_T^{\text{assoc}}$  are presented. The error bars correspond to statistical uncertainties, while systematic uncertainties are negligible for the  $r_n$  ratios, and thus are not presented in the figures.

For the second Fourier harmonics (figure 6), the  $r_2$  ratio significantly deviates from one as the collisions become more central. For any centrality, the effect gets larger with an increase of the difference between  $p_T^{\text{trig}}$  and  $p_T^{\text{assoc}}$  values. To explicitly emphasize this observation,  $p_T^{\text{trig}} - p_T^{\text{assoc}}$ , instead of  $p_T^{\text{assoc}}$ , is used as the horizontal axis of figures 6–8. The deviation reaches up to 20% for the lowest  $p_T^{\text{assoc}}$  bins in the ultra-central 0–0.2% events for  $2.5 < p_T^{\text{trig}} < 3.0$ . This is expected as event-by-event initial-state geometry fluctuations play a more dominant role as the collisions become more central. Calculations from viscous hydrodynamics in ref. [27] are compared to data for 0–10% and 40–50% centralities with MC Glauber initial condition model [40, 41] and  $\eta/s = 0.08$  (dashed lines), and MC-KLN initial condition model [42] and  $\eta/s = 0.2$  (solid lines). The qualitative trend of hydrodynamic calculations is the same as what is observed in the data. The observed  $r_2$  values are found to be more consistent with the MC-KLN model and an  $\eta/s$  value of 0.2. However, future theoretical studies, particularly with comparison to the precision ultra-central collisions data presented in this paper, are still needed to achieve better constraints on the initial-state models and the  $\eta/s$  value of the system.

For higher-order harmonics ( $n = 3, 4$ ), shown in figure 7 and figure 8, the factorization is fulfilled over a wider range of  $p_T^{\text{trig}}$ ,  $p_T^{\text{assoc}}$ , and centrality ranges than for  $v_2$ . The factorization only breaks by about 5% at large values of  $p_T^{\text{trig}} - p_T^{\text{assoc}}$ , i.e., greater than 1 GeV/c. Due to large statistical uncertainties,  $r_5$  is not included in this result. Again, the qualitative trend of the data is described by hydrodynamics for 0–10% centrality, while no conclusion can be drawn for 40–50% centrality based on the present statistical precision of the data.

## 6 Conclusion

In summary, azimuthal dihadron correlations were studied for PbPb collisions at  $\sqrt{s_{NN}} = 2.76$  TeV using the CMS detector at the LHC. Assuming factorization, these two-particle correlations were used to extract the single-particle anisotropy harmonics,  $v_n$ , as a function of  $p_T$  from 0.3 to 8.0 GeV/c. The data set includes a sample of ultra-central (0–0.2% centrality) PbPb events collected using a trigger based on total transverse energy in the hadron forward calorimeters and the total multiplicity of pixel clusters in the silicon pixel tracker. In the context of hydrodynamic models, anisotropies in such ultra-central heavy-ion collisions arise predominantly from initial-state eccentricity fluctuations. The magnitude of the flow harmonics decreases from  $v_3$  to  $v_6$ . As a function of  $p_T$ , these four harmonics all

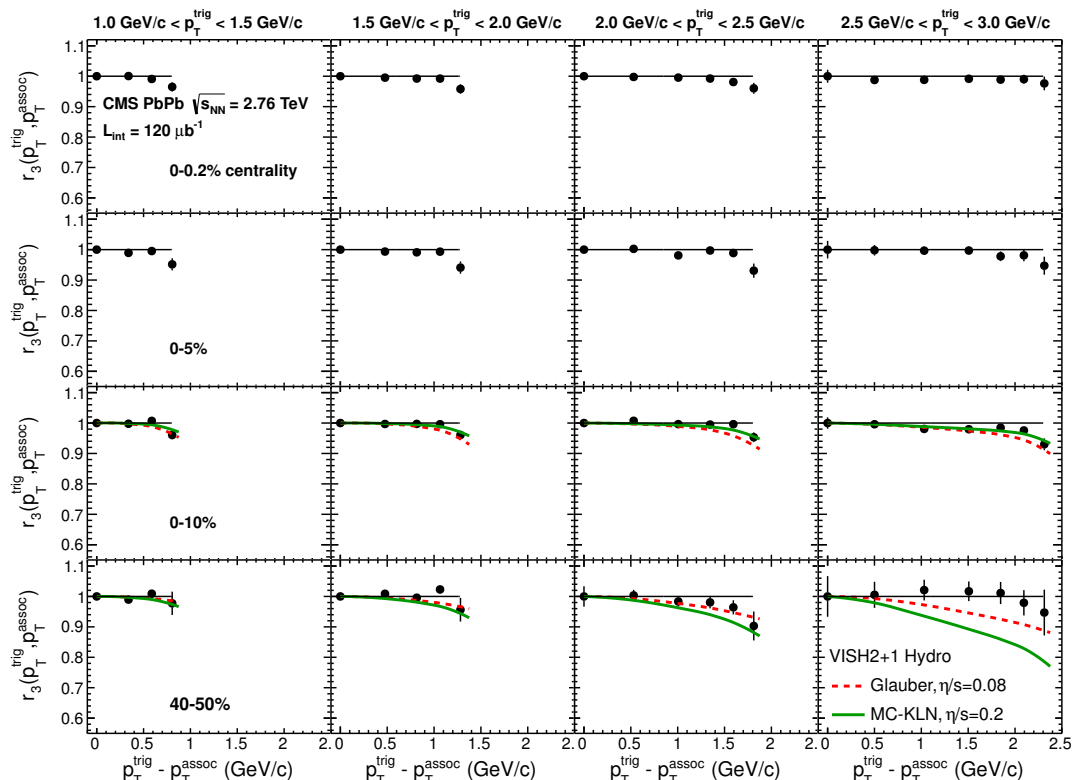


**Figure 6.** Factorization ratio,  $r_2$ , as a function of  $p_T^{\text{trig}} - p_T^{\text{assoc}}$  in bins of  $p_T^{\text{trig}}$  for four centrality ranges of PbPb collisions at  $\sqrt{s_{NN}} = 2.76$  TeV. The lines show the calculations from viscous hydrodynamics in ref. [27] for 0–10% and 40–50% centralities with MC Glauber initial condition model and  $\eta/s = 0.08$  (dashed lines), and MC-KLN initial condition model and  $\eta/s = 0.2$  (solid lines). Each row represents a different centrality range, while each column corresponds to a different  $p_T^{\text{trig}}$  range. The error bars correspond to statistical uncertainties, while systematic uncertainties are negligible for the  $r_n$  ratios, and thus are not presented.

display a common maximum around  $p_T = 3.5$  GeV/c. Although the  $v_2$  harmonic exceeds the others at low  $p_T$ , it falls below  $v_3$  around  $p_T = 1$  GeV/c and reaches its maximum around  $p_T = 2.5$  GeV/c.

The  $p_T$ -averaged  $v_n$  for  $0.3 < p_T < 3.0$  GeV/c were also derived up to  $n = 7$ , and results for 0–0.2% collisions were compared to those for other slightly less central ranges. Between the 2.5–5.0% and 0–0.2% centrality ranges, all  $v_n$  harmonics decrease. The decrease is largest for  $v_2$ , reaching up to 45%. Only small variations of  $v_n$  are observed for events that are even more central than 0–0.2% (e.g., 0–0.02%). For the most central collisions, the  $p_T$ -averaged  $v_2$  and  $v_3$  are found to be comparable within 2%, while higher-order  $v_n$  decrease as  $n$  increases.

Detailed studies indicate that factorization of dihadron correlations into single-particle azimuthal anisotropies does not hold precisely. The observed breakdown of factorization increases up to about 20% as the  $p_T$  difference between the two particles becomes larger in ultra-central PbPb events. This behavior is expected in hydrodynamic models, in which a  $p_T$ -dependent event plane angle is induced by initial-state fluctuations. The factorization



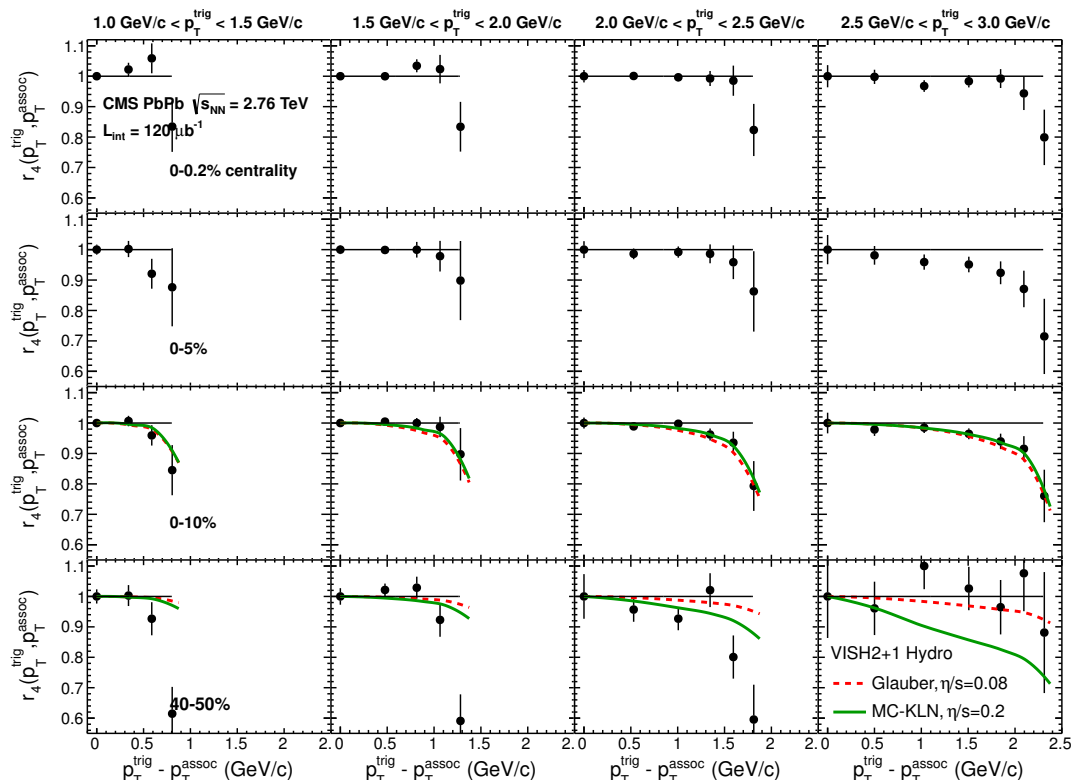
**Figure 7.** Factorization ratio,  $r_3$ , as a function of  $p_T^{\text{trig}} - p_T^{\text{assoc}}$  in bins of  $p_T^{\text{trig}}$  for four centrality ranges of PbPb collisions at  $\sqrt{s_{NN}} = 2.76$  TeV. The lines show the calculations from viscous hydrodynamics in ref. [27] for 0–10% and 40–50% centralities with MC Glauber initial condition model and  $\eta/s = 0.08$  (dashed lines), and MC-KLN initial condition model and  $\eta/s = 0.2$  (solid lines). Each row represents a different centrality range, while each column corresponds to a different  $p_T^{\text{trig}}$  range. The error bars correspond to statistical uncertainties, while systematic uncertainties are negligible for the  $r_n$  ratios, and thus are not presented.

data for the 0–10% and 40–50% centrality ranges were compared to viscous hydrodynamic calculations with different models of initial-state fluctuations and different  $\eta/s$  values. Future quantitative theoretical comparisons to the high-precision data of ultra-central PbPb collisions presented by the CMS collaboration in this paper can provide a new stringent test of hydrodynamic models, particularly for constraining the initial-state density fluctuations and the  $\eta/s$  value.

## Acknowledgments

We congratulate our colleagues in the CERN accelerator departments for the excellent performance of the LHC and thank the technical and administrative staffs at CERN and at other CMS institutes for their contributions to the success of the CMS effort. In addition, we gratefully acknowledge the computing centres and personnel of the Worldwide LHC Computing Grid for delivering so effectively the computing infrastructure essential to our analyses. Finally, we acknowledge the enduring support for the construction and





**Figure 8.** Factorization ratio,  $r_4$ , as a function of  $p_T^{\text{trig}} - p_T^{\text{assoc}}$  in bins of  $p_T^{\text{trig}}$  for four centrality ranges of PbPb collisions at  $\sqrt{s_{NN}} = 2.76$  TeV. The lines show the calculations from viscous hydrodynamics in ref. [27] for 0–10% and 40–50% centralities with MC Glauber initial condition model and  $\eta/s = 0.08$  (dashed lines), and MC-KLN initial condition model and  $\eta/s = 0.2$  (solid lines). Each row represents a different centrality range, while each column corresponds to a different  $p_T^{\text{trig}}$  range. The error bars correspond to statistical uncertainties, while systematic uncertainties are negligible for the  $r_n$  ratios, and thus are not presented.

operation of the LHC and the CMS detector provided by the following funding agencies: BMWF and FWF (Austria); FNRS and FWO (Belgium); CNPq, CAPES, FAPERJ, and FAPESP (Brazil); MES (Bulgaria); CERN; CAS, MoST, and NSFC (China); COLCIENCIAS (Colombia); MSES (Croatia); RPF (Cyprus); MoER, SF0690030s09 and ERDF (Estonia); Academy of Finland, MEC, and HIP (Finland); CEA and CNRS/IN2P3 (France); BMBF, DFG, and HGF (Germany); GSRT (Greece); OTKA and NKTH (Hungary); DAE and DST (India); IPM (Iran); SFI (Ireland); INFN (Italy); NRF and WCU (Republic of Korea); LAS (Lithuania); CINVESTAV, CONACYT, SEP, and UASLP-FAI (Mexico); MBIE (New Zealand); PAEC (Pakistan); MSHE and NSC (Poland); FCT (Portugal); JINR (Dubna); MON, RosAtom, RAS and RFBR (Russia); MESTD (Serbia); SEIDI and CPAN (Spain); Swiss Funding Agencies (Switzerland); NSC (Taipei); ThEPCenter, IPST, STAR and NSTDA (Thailand); TUBITAK and TAEK (Turkey); NASU (Ukraine); STFC (United Kingdom); DOE and NSF (U.S.A.).

Individuals have received support from the Marie-Curie programme and the European Research Council and EPLANET (European Union); the Leventis Foundation; the

A. P. Sloan Foundation; the Alexander von Humboldt Foundation; the Belgian Federal Science Policy Office; the Fonds pour la Formation à la Recherche dans l'Industrie et dans l'Agriculture (FRIA-Belgium); the Agentschap voor Innovatie door Wetenschap en Technologie (IWT-Belgium); the Ministry of Education, Youth and Sports (MEYS) of Czech Republic; the Council of Science and Industrial Research, India; the Compagnia di San Paolo (Torino); the HOMING PLUS programme of Foundation for Polish Science, cofinanced by EU, Regional Development Fund; and the Thalís and Aristeia programmes cofinanced by EU-ESF and the Greek NSRF.

**Open Access.** This article is distributed under the terms of the Creative Commons Attribution License ([CC-BY 4.0](https://creativecommons.org/licenses/by/4.0/)), which permits any use, distribution and reproduction in any medium, provided the original author(s) and source are credited.

## References

- [1] U. Heinz and R. Snellings, *Collective flow and viscosity in relativistic heavy-ion collisions*, *Ann. Rev. Nucl. Part. Sci.* **63** (2013) 123 [[arXiv:1301.2826](https://arxiv.org/abs/1301.2826)] [[INSPIRE](#)].
- [2] PHENIX collaboration, K. Adcox et al., *Formation of dense partonic matter in relativistic nucleus-nucleus collisions at RHIC: experimental evaluation by the PHENIX collaboration*, *Nucl. Phys. A* **757** (2005) 184 [[nuc1-ex/0410003](https://arxiv.org/abs/nuc1-ex/0410003)] [[INSPIRE](#)].
- [3] STAR collaboration, J. Adams et al., *Experimental and theoretical challenges in the search for the quark gluon plasma: the STAR collaboration's critical assessment of the evidence from RHIC collisions*, *Nucl. Phys. A* **757** (2005) 102 [[nuc1-ex/0501009](https://arxiv.org/abs/nuc1-ex/0501009)] [[INSPIRE](#)].
- [4] B. Back et al., *The PHOBOS perspective on discoveries at RHIC*, *Nucl. Phys. A* **757** (2005) 28 [[nuc1-ex/0410022](https://arxiv.org/abs/nuc1-ex/0410022)] [[INSPIRE](#)].
- [5] BRAHMS collaboration, I. Arsene et al., *Quark gluon plasma and color glass condensate at RHIC? The perspective from the BRAHMS experiment*, *Nucl. Phys. A* **757** (2005) 1 [[nuc1-ex/0410020](https://arxiv.org/abs/nuc1-ex/0410020)] [[INSPIRE](#)].
- [6] E.V. Shuryak, *What RHIC experiments and theory tell us about properties of quark-gluon plasma?*, *Nucl. Phys. A* **750** (2005) 64 [[hep-ph/0405066](https://arxiv.org/abs/hep-ph/0405066)] [[INSPIRE](#)].
- [7] M. Gyulassy and L. McLerran, *New forms of QCD matter discovered at RHIC*, *Nucl. Phys. A* **750** (2005) 30 [[nuc1-th/0405013](https://arxiv.org/abs/nuc1-th/0405013)] [[INSPIRE](#)].
- [8] CMS collaboration, *Measurement of the elliptic anisotropy of charged particles produced in PbPb collisions at nucleon-nucleon center-of-mass energy = 2.76 TeV*, *Phys. Rev. C* **87** (2013) 014902 [[arXiv:1204.1409](https://arxiv.org/abs/1204.1409)] [[INSPIRE](#)].
- [9] CMS collaboration, *Centrality dependence of dihadron correlations and azimuthal anisotropy harmonics in PbPb collisions at  $\sqrt{s_{NN}} = 2.76$  TeV*, *Eur. Phys. J. C* **72** (2012) 2012 [[arXiv:1201.3158](https://arxiv.org/abs/1201.3158)] [[INSPIRE](#)].
- [10] CMS collaboration, *Azimuthal anisotropy of charged particles at high transverse momenta in PbPb collisions at  $\sqrt{s_{NN}} = 2.76$  TeV*, *Phys. Rev. Lett.* **109** (2012) 022301 [[arXiv:1204.1850](https://arxiv.org/abs/1204.1850)] [[INSPIRE](#)].
- [11] CMS collaboration, *Measurement of the azimuthal anisotropy of neutral pions in PbPb collisions at  $\sqrt{s_{NN}} = 2.76$  TeV*, *Phys. Rev. Lett.* **110** (2013) 042301 [[arXiv:1208.2470](https://arxiv.org/abs/1208.2470)] [[INSPIRE](#)].

- [12] ALICE collaboration, *Elliptic flow of charged particles in Pb-Pb collisions at 2.76 TeV*, *Phys. Rev. Lett.* **105** (2010) 252302 [[arXiv:1011.3914](#)] [[INSPIRE](#)].
- [13] ALICE collaboration, *Higher harmonic anisotropic flow measurements of charged particles in Pb-Pb collisions at  $\sqrt{s_{NN}} = 2.76$  TeV*, *Phys. Rev. Lett.* **107** (2011) 032301 [[arXiv:1105.3865](#)] [[INSPIRE](#)].
- [14] ALICE collaboration, *Harmonic decomposition of two-particle angular correlations in Pb-Pb collisions at  $\sqrt{s_{NN}} = 2.76$  TeV*, *Phys. Lett. B* **708** (2012) 249 [[arXiv:1109.2501](#)] [[INSPIRE](#)].
- [15] ATLAS collaboration, *Measurement of the pseudorapidity and transverse momentum dependence of the elliptic flow of charged particles in lead-lead collisions at  $\sqrt{s_{NN}} = 2.76$  TeV with the ATLAS detector*, *Phys. Lett. B* **707** (2012) 330 [[arXiv:1108.6018](#)] [[INSPIRE](#)].
- [16] ATLAS collaboration, *Measurement of the azimuthal anisotropy for charged particle production in  $\sqrt{s_{NN}} = 2.76$  TeV lead-lead collisions with the ATLAS detector*, *Phys. Rev. C* **86** (2012) 014907 [[arXiv:1203.3087](#)] [[INSPIRE](#)].
- [17] ATLAS collaboration, *Measurement of the distributions of event-by-event flow harmonics in lead-lead collisions at  $\sqrt{s_{NN}} = 2.76$  TeV with the ATLAS detector at the LHC*, *JHEP* **11** (2013) 183 [[arXiv:1305.2942](#)] [[INSPIRE](#)].
- [18] PHOBOS collaboration, B. Alver et al., *Event-by-event fluctuations of azimuthal particle anisotropy in Au + Au collisions at  $\sqrt{s_{NN}} = 200$  GeV*, *Phys. Rev. Lett.* **104** (2010) 142301 [[nucl-ex/0702036](#)] [[INSPIRE](#)].
- [19] B. Alver et al., *Importance of correlations and fluctuations on the initial source eccentricity in high-energy nucleus-nucleus collisions*, *Phys. Rev. C* **77** (2008) 014906 [[arXiv:0711.3724](#)] [[INSPIRE](#)].
- [20] R.S. Bhalerao and J.-Y. Ollitrault, *Eccentricity fluctuations and elliptic flow at RHIC*, *Phys. Lett. B* **641** (2006) 260 [[nucl-th/0607009](#)] [[INSPIRE](#)].
- [21] S.A. Voloshin, A.M. Poskanzer, A. Tang and G. Wang, *Elliptic flow in the Gaussian model of eccentricity fluctuations*, *Phys. Lett. B* **659** (2008) 537 [[arXiv:0708.0800](#)] [[INSPIRE](#)].
- [22] J.-Y. Ollitrault, A.M. Poskanzer and S.A. Voloshin, *Effect of flow fluctuations and nonflow on elliptic flow methods*, *Phys. Rev. C* **80** (2009) 014904 [[arXiv:0904.2315](#)] [[INSPIRE](#)].
- [23] B. Alver and G. Roland, *Collision geometry fluctuations and triangular flow in heavy-ion collisions*, *Phys. Rev. C* **81** (2010) 054905 [*Erratum ibid.* **C 82** (2010) 039903] [[arXiv:1003.0194](#)] [[INSPIRE](#)].
- [24] Z. Qiu and U.W. Heinz, *Event-by-event shape and flow fluctuations of relativistic heavy-ion collision fireballs*, *Phys. Rev. C* **84** (2011) 024911 [[arXiv:1104.0650](#)] [[INSPIRE](#)].
- [25] M. Luzum and J.-Y. Ollitrault, *Extracting the shear viscosity of the quark-gluon plasma from flow in ultra-central heavy-ion collisions*, *Nucl. Phys. A* **904-905** (2013) 377c-380c [[arXiv:1210.6010](#)] [[INSPIRE](#)].
- [26] F.G. Gardim, F. Grassi, M. Luzum and J.-Y. Ollitrault, *Breaking of factorization of two-particle correlations in hydrodynamics*, *Phys. Rev. C* **87** (2013) 031901 [[arXiv:1211.0989](#)] [[INSPIRE](#)].
- [27] U. Heinz, Z. Qiu and C. Shen, *Fluctuating flow angles and anisotropic flow measurements*, *Phys. Rev. C* **87** (2013) 034913 [[arXiv:1302.3535](#)] [[INSPIRE](#)].

- [28] CMS collaboration, *The CMS experiment at the CERN LHC*, 2008 *JINST* **3** S08004 [INSPIRE].
- [29] CMS collaboration, *Performance of the combined zero degree calorimeter for CMS*, *J. Phys. Conf. Ser.* **160** (2009) 012059 [arXiv:0807.0785] [INSPIRE].
- [30] Z.-W. Lin, C.M. Ko, B.-A. Li, B. Zhang and S. Pal, *A multi-phase transport model for relativistic heavy ion collisions*, *Phys. Rev. C* **72** (2005) 064901 [nucl-th/0411110] [INSPIRE].
- [31] GEANT4 collaboration, S. Agostinelli et al., *GEANT4 — a simulation toolkit*, *Nucl. Instrum. Meth. A* **506** (2003) 250 [INSPIRE].
- [32] O. Djuvsland and J. Nystrand, *Single and double photonuclear excitations in Pb+Pb collisions at  $\sqrt{s_{NN}} = 2.76$  TeV at the CERN Large Hadron Collider*, *Phys. Rev. C* **83** (2011) 041901 [arXiv:1011.4908] [INSPIRE].
- [33] I. Lokhtin and A. Snigirev, *A model of jet quenching in ultrarelativistic heavy ion collisions and high- $p_T$  hadron spectra at RHIC*, *Eur. Phys. J. C* **45** (2006) 211 [hep-ph/0506189] [INSPIRE].
- [34] CMS collaboration, *Observation of long-range near-side angular correlations in proton-proton collisions at the LHC*, *JHEP* **09** (2010) 091 [arXiv:1009.4122] [INSPIRE].
- [35] CMS collaboration, *Long-range and short-range dihadron angular correlations in central PbPb collisions at a nucleon-nucleon center of mass energy of 2.76 TeV*, *JHEP* **07** (2011) 076 [arXiv:1105.2438] [INSPIRE].
- [36] CMS collaboration, *Observation of long-range near-side angular correlations in proton-lead collisions at the LHC*, *Phys. Lett. B* **718** (2013) 795 [arXiv:1210.5482] [INSPIRE].
- [37] CMS collaboration, *Multiplicity and transverse momentum dependence of two- and four-particle correlations in pPb and PbPb collisions*, *Phys. Lett. B* **724** (2013) 213 [arXiv:1305.0609] [INSPIRE].
- [38] B.H. Alver, C. Gombeaud, M. Luzum and J.-Y. Ollitrault, *Triangular flow in hydrodynamics and transport theory*, *Phys. Rev. C* **82** (2010) 034913 [arXiv:1007.5469] [INSPIRE].
- [39] N. Borghini and J.-Y. Ollitrault, *Momentum spectra, anisotropic flow and ideal fluids*, *Phys. Lett. B* **642** (2006) 227 [nucl-th/0506045] [INSPIRE].
- [40] M.L. Miller, K. Reygers, S.J. Sanders and P. Steinberg, *Glauber modeling in high energy nuclear collisions*, *Ann. Rev. Nucl. Part. Sci.* **57** (2007) 205 [nucl-ex/0701025].
- [41] B. Alver, M. Baker, C. Loizides and P. Steinberg, *The PHOBOS Glauber Monte Carlo*, arXiv:0805.4411 [INSPIRE].
- [42] H.-J. Drescher, A. Dumitru, A. Hayashigaki and Y. Nara, *The eccentricity in heavy-ion collisions from color glass condensate initial conditions*, *Phys. Rev. C* **74** (2006) 044905 [nucl-th/0605012] [INSPIRE].

## The CMS collaboration

### Yerevan Physics Institute, Yerevan, Armenia

S. Chatrchyan, V. Khachatryan, A.M. Sirunyan, A. Tumasyan

### Institut für Hochenergiephysik der OeAW, Wien, Austria

W. Adam, T. Bergauer, M. Dragicevic, J. Erö, C. Fabjan<sup>1</sup>, M. Friedl, R. Frühwirth<sup>1</sup>, V.M. Ghete, C. Hartl, N. Hörmann, J. Hrubec, M. Jeitler<sup>1</sup>, W. Kiesenhofer, V. Knünz, M. Krammer<sup>1</sup>, I. Krätschmer, D. Liko, I. Mikulec, D. Rabady<sup>2</sup>, B. Rahbaran, H. Rohringer, R. Schöfbeck, J. Strauss, A. Taurok, W. Treberer-Treberspurg, W. Waltenberger, C.-E. Wulz<sup>1</sup>

### National Centre for Particle and High Energy Physics, Minsk, Belarus

V. Mossolov, N. Shumeiko, J. Suarez Gonzalez

### Universiteit Antwerpen, Antwerpen, Belgium

S. Alderweireldt, M. Bansal, S. Bansal, T. Cornelis, E.A. De Wolf, X. Janssen, A. Knutsson, S. Luyckx, L. Mucibello, S. Ochesanu, B. Roland, R. Rougny, H. Van Haevermaet, P. Van Mechelen, N. Van Remortel, A. Van Spilbeeck

### Vrije Universiteit Brussel, Brussel, Belgium

F. Blekman, S. Blyweert, J. D'Hondt, N. Heracleous, A. Kalogeropoulos, J. Keaveney, T.J. Kim, S. Lowette, M. Maes, A. Olbrechts, D. Strom, S. Tavernier, W. Van Doninck, P. Van Mulders, G.P. Van Onsem, I. Vilella

### Université Libre de Bruxelles, Bruxelles, Belgium

C. Caillol, B. Clerbaux, G. De Lentdecker, L. Favart, A.P.R. Gay, A. Léonard, P.E. Marage, A. Mohammadi, L. Perniè, T. Reis, T. Seva, L. Thomas, C. Vander Velde, P. Vanlaer, J. Wang

### Ghent University, Ghent, Belgium

V. Adler, K. Beernaert, L. Benucci, A. Cimmino, S. Costantini, S. Dildick, G. Garcia, B. Klein, J. Lellouch, J. Mccartin, A.A. Ocampo Rios, D. Ryckbosch, S. Salva Diblen, M. Sigamani, N. Strobbe, F. Thyssen, M. Tytgat, S. Walsh, E. Yazgan, N. Zaganidis

### Université Catholique de Louvain, Louvain-la-Neuve, Belgium

S. Basegmez, C. Beluffi<sup>3</sup>, G. Bruno, R. Castello, A. Caudron, L. Ceard, G.G. Da Silveira, C. Delaere, T. du Pree, D. Favart, L. Forthomme, A. Giammanco<sup>4</sup>, J. Hollar, P. Jez, M. Komm, V. Lemaitre, J. Liao, O. Militaru, C. Nuttens, D. Pagano, A. Pin, K. Piotrkowski, A. Popov<sup>5</sup>, L. Quertenmont, M. Selvaggi, M. Vidal Marono, J.M. Vizan Garcia

### Université de Mons, Mons, Belgium

N. Belyi, T. Caebergs, E. Daubie, G.H. Hammad

### Centro Brasileiro de Pesquisas Físicas, Rio de Janeiro, Brazil

G.A. Alves, M. Correa Martins Junior, T. Martins, M.E. Pol, M.H.G. Souza

**Universidade do Estado do Rio de Janeiro, Rio de Janeiro, Brazil**

W.L. Aldá Júnior, W. Carvalho, J. Chinellato<sup>6</sup>, A. Custódio, E.M. Da Costa, D. De Jesus Damiao, C. De Oliveira Martins, S. Fonseca De Souza, H. Malbouisson, M. Malek, D. Matos Figueiredo, L. Mundim, H. Nogima, W.L. Prado Da Silva, J. Santaolalla, A. Santoro, A. Sznajder, E.J. Tonelli Manganote<sup>6</sup>, A. Vilela Pereira

**Universidade Estadual Paulista <sup>a</sup>, Universidade Federal do ABC <sup>b</sup>, São Paulo, Brazil**

C.A. Bernardes<sup>b</sup>, F.A. Dias<sup>a,7</sup>, T.R. Fernandez Perez Tomei<sup>a</sup>, E.M. Gregores<sup>b</sup>, C. Lagana<sup>a</sup>, P.G. Mercadante<sup>b</sup>, S.F. Novaes<sup>a</sup>, Sandra S. Padula<sup>a</sup>

**Institute for Nuclear Research and Nuclear Energy, Sofia, Bulgaria**

V. Genchev<sup>2</sup>, P. Iaydjiev<sup>2</sup>, A. Marinov, S. Piperov, M. Rodozov, G. Sultanov, M. Vutova

**University of Sofia, Sofia, Bulgaria**

A. Dimitrov, I. Glushkov, R. Hadjiiska, V. Kozhuharov, L. Litov, B. Pavlov, P. Petkov

**Institute of High Energy Physics, Beijing, China**

J.G. Bian, G.M. Chen, H.S. Chen, M. Chen, R. Du, C.H. Jiang, D. Liang, S. Liang, X. Meng, R. Plestina<sup>8</sup>, J. Tao, X. Wang, Z. Wang

**State Key Laboratory of Nuclear Physics and Technology, Peking University, Beijing, China**

C. Asawatrangkuldee, Y. Ban, Y. Guo, Q. Li, S. Liu, Y. Mao, S.J. Qian, D. Wang, L. Zhang, W. Zou

**Universidad de Los Andes, Bogota, Colombia**

C. Avila, C.A. Carrillo Montoya, L.F. Chaparro Sierra, C. Florez, J.P. Gomez, B. Gomez Moreno, J.C. Sanabria

**Technical University of Split, Split, Croatia**

N. Godinovic, D. Lelas, D. Polic, I. Puljak

**University of Split, Split, Croatia**

Z. Antunovic, M. Kovac

**Institute Rudjer Boskovic, Zagreb, Croatia**

V. Brigljevic, K. Kadija, J. Luetic, D. Mekterovic, S. Morovic, L. Tikvica

**University of Cyprus, Nicosia, Cyprus**

A. Attikis, G. Mavromanolakis, J. Mousa, C. Nicolaou, F. Ptochos, P.A. Razis

**Charles University, Prague, Czech Republic**

M. Finger, M. Finger Jr.

**Academy of Scientific Research and Technology of the Arab Republic of Egypt, Egyptian Network of High Energy Physics, Cairo, Egypt**

A.A. Abdelalim<sup>9</sup>, Y. Assran<sup>10</sup>, S. Elgammal<sup>9</sup>, A. Ellithi Kamel<sup>11</sup>, M.A. Mahmoud<sup>12</sup>, A. Radi<sup>13,14</sup>

**National Institute of Chemical Physics and Biophysics, Tallinn, Estonia**

M. Kadastik, M. Müntel, M. Murumaa, M. Raidal, L. Rebane, A. Tiko

**Department of Physics, University of Helsinki, Helsinki, Finland**

P. Eerola, G. Fedi, M. Voutilainen

**Helsinki Institute of Physics, Helsinki, Finland**

J. Härkönen, V. Karimäki, R. Kinnunen, M.J. Kortelainen, T. Lampén, K. Lassila-Perini, S. Lehti, T. Lindén, P. Luukka, T. Mäenpää, T. Peltola, E. Tuominen, J. Tuominiemi, E. Tuovinen, L. Wendland

**Lappeenranta University of Technology, Lappeenranta, Finland**

T. Tuuva

**DSM/IRFU, CEA/Saclay, Gif-sur-Yvette, France**

M. Besancon, F. Couderc, M. Dejardin, D. Denegri, B. Fabbro, J.L. Faure, F. Ferri, S. Ganjour, A. Givernaud, P. Gras, G. Hamel de Monchenault, P. Jarry, E. Locci, J. Malcles, A. Nayak, J. Rander, A. Rosowsky, M. Titov

**Laboratoire Leprince-Ringuet, Ecole Polytechnique, IN2P3-CNRS, Palaiseau, France**

S. Baffioni, F. Beaudette, P. Busson, C. Charlot, N. Daci, T. Dahms, M. Dalchenko, L. Dobrzynski, A. Florent, R. Granier de Cassagnac, P. Miné, C. Mironov, I.N. Naranjo, M. Nguyen, C. Ochando, P. Paganini, D. Sabes, R. Salerno, Y. Sirois, C. Veelken, Y. Yilmaz, A. Zabi

**Institut Pluridisciplinaire Hubert Curien, Université de Strasbourg, Université de Haute Alsace Mulhouse, CNRS/IN2P3, Strasbourg, France**

J.-L. Agram<sup>15</sup>, J. Andrea, D. Bloch, J.-M. Brom, E.C. Chabert, C. Collard, E. Conte<sup>15</sup>, F. Drouhin<sup>15</sup>, J.-C. Fontaine<sup>15</sup>, D. Gelé, U. Goerlach, C. Goetzmann, P. Juillot, A.-C. Le Bihan, P. Van Hove

**Centre de Calcul de l'Institut National de Physique Nucleaire et de Physique des Particules, CNRS/IN2P3, Villeurbanne, France**

S. Gadrat

**Université de Lyon, Université Claude Bernard Lyon 1, CNRS-IN2P3, Institut de Physique Nucléaire de Lyon, Villeurbanne, France**

S. Beauceron, N. Beaupere, G. Boudoul, S. Brochet, J. Chasserat, R. Chierici, D. Contardo, P. Depasse, H. El Mamouni, J. Fan, J. Fay, S. Gascon, M. Gouzevitch, B. Ille, T. Kurca, M. Lethuillier, L. Mirabito, S. Perries, J.D. Ruiz Alvarez, L. Sgandurra, V. Sordini, M. Vander Donckt, P. Verdier, S. Viret, H. Xiao

**Institute of High Energy Physics and Informatization, Tbilisi State University, Tbilisi, Georgia**

Z. Tsamalaidze<sup>16</sup>

**RWTH Aachen University, I. Physikalisches Institut, Aachen, Germany**

C. Autermann, S. Beranek, M. Bontenackels, B. Calpas, M. Edelhoff, L. Feld, O. Hindrichs, K. Klein, A. Ostapchuk, A. Perieanu, F. Raupach, J. Sammet, S. Schael, D. Sprenger, H. Weber, B. Wittmer, V. Zhukov<sup>5</sup>

**RWTH Aachen University, III. Physikalisches Institut A, Aachen, Germany**

M. Ata, J. Caudron, E. Dietz-Laursonn, D. Duchardt, M. Erdmann, R. Fischer, A. Güth, T. Hebbeker, C. Heidemann, K. Hoepfner, D. Klingebiel, S. Knutzen, P. Kreuzer, M. Merschmeyer, A. Meyer, M. Olschewski, K. Padeken, P. Papacz, H. Reithler, S.A. Schmitz, L. Sonnenschein, D. Teyssier, S. Thüer, M. Weber

**RWTH Aachen University, III. Physikalisches Institut B, Aachen, Germany**

V. Cherepanov, Y. Erdogan, G. Flügge, H. Geenen, M. Geisler, W. Haj Ahmad, F. Hoehle, B. Kargoll, T. Kress, Y. Kuessel, J. Lingemann<sup>2</sup>, A. Nowack, I.M. Nugent, L. Perchalla, O. Pooth, A. Stahl

**Deutsches Elektronen-Synchrotron, Hamburg, Germany**

I. Asin, N. Bartosik, J. Behr, W. Behrenhoff, U. Behrens, A.J. Bell, M. Bergholz<sup>17</sup>, A. Bethani, K. Borras, A. Burgmeier, A. Cakir, L. Calligaris, A. Campbell, S. Choudhury, F. Costanza, C. Diez Pardos, S. Dooling, T. Dorland, G. Eckerlin, D. Eckstein, T. Eichhorn, G. Flucke, A. Geiser, A. Grebenyuk, P. Gunnellini, S. Habib, J. Hauk, G. Hellwig, M. Hempel, D. Horton, H. Jung, M. Kasemann, P. Katsas, J. Kieseler, C. Kleinwort, M. Krämer, D. Krücker, W. Lange, J. Leonard, K. Lipka, W. Lohmann<sup>17</sup>, B. Lutz, R. Mankel, I. Marfin, I.-A. Melzer-Pellmann, A.B. Meyer, J. Mnich, A. Mussgiller, S. Naumann-Emme, O. Novgorodova, F. Nowak, H. Perrey, A. Petrukhin, D. Pitzl, R. Placakyte, A. Raspereza, P.M. Ribeiro Cipriano, C. Riedl, E. Ron, M.Ö. Sahin, J. Salfeld-Nebgen, R. Schmidt<sup>17</sup>, T. Schoerner-Sadenius, M. Schröder, M. Stein, A.D.R. Vargas Trevino, R. Walsh, C. Wissing

**University of Hamburg, Hamburg, Germany**

M. Aldaya Martin, V. Blobel, H. Enderle, J. Erfle, E. Garutti, M. Görner, M. Gosselink, J. Haller, K. Heine, R.S. Höing, H. Kirschenmann, R. Klanner, R. Kogler, J. Lange, I. Marchesini, J. Ott, T. Peiffer, N. Pietsch, D. Rathjens, C. Sander, H. Schettler, P. Schleper, E. Schlieckau, A. Schmidt, M. Seidel, J. Sibille<sup>18</sup>, V. Sola, H. Stadie, G. Steinbrück, D. Troendle, E. Usai, L. Vanelderren

**Institut für Experimentelle Kernphysik, Karlsruhe, Germany**

C. Barth, C. Baus, J. Berger, C. Böser, E. Butz, T. Chwalek, W. De Boer, A. Descroix, A. Dierlamm, M. Feindt, M. Guthoff<sup>2</sup>, F. Hartmann<sup>2</sup>, T. Haut<sup>2</sup>, H. Held, K.H. Hoffmann, U. Husemann, I. Katkov<sup>5</sup>, A. Kornmayer<sup>2</sup>, E. Kuznetsova, P. Lobelle Pardo, D. Martschei, M.U. Mozer, Th. Müller, M. Niegel, A. Nürnberg, O. Oberst, G. Quast, K. Rabbertz, F. Ratnikov, S. Röcker, F.-P. Schilling, G. Schott, H.J. Simonis, F.M. Stober, R. Ulrich, J. Wagner-Kuhr, S. Wayand, T. Weiler, R. Wolf, M. Zeise



**Institute of Nuclear and Particle Physics (INPP), NCSR Demokritos, Aghia Paraskevi, Greece**

G. Anagnostou, G. Daskalakis, T. Geralis, S. Kesisoglou, A. Kyriakis, D. Loukas, A. Markou, C. Markou, E. Ntomari, I. Topsis-giotis

**University of Athens, Athens, Greece**

L. Gouskos, A. Panagiotou, N. Saoulidou, E. Stiliaris

**University of Ioánnina, Ioánnina, Greece**

X. Aslanoglou, I. Evangelou, G. Flouris, C. Foudas, P. Kokkas, N. Manthos, I. Papadopoulos, E. Paradas

**Wigner Research Centre for Physics, Budapest, Hungary**

G. Bencze, C. Hajdu, P. Hidas, D. Horvath<sup>19</sup>, F. Sikler, V. Veszpremi, G. Vesztergombi<sup>20</sup>, A.J. Zsigmond

**Institute of Nuclear Research ATOMKI, Debrecen, Hungary**

N. Beni, S. Czellar, J. Molnar, J. Palinkas, Z. Szillasi

**University of Debrecen, Debrecen, Hungary**

J. Karancsi, P. Raics, Z.L. Trocsanyi, B. Ujvari

**National Institute of Science Education and Research, Bhubaneswar, India**

S.K. Swain

**Panjab University, Chandigarh, India**

S.B. Beri, V. Bhatnagar, N. Dhingra, R. Gupta, M. Kaur, M.Z. Mehta, M. Mittal, N. Nishu, A. Sharma, J.B. Singh

**University of Delhi, Delhi, India**

Ashok Kumar, Arun Kumar, S. Ahuja, A. Bhardwaj, B.C. Choudhary, A. Kumar, S. Malhotra, M. Naimuddin, K. Ranjan, P. Saxena, V. Sharma, R.K. Shivpuri

**Saha Institute of Nuclear Physics, Kolkata, India**

S. Banerjee, S. Bhattacharya, K. Chatterjee, S. Dutta, B. Gomber, Sa. Jain, Sh. Jain, R. Khurana, A. Modak, S. Mukherjee, D. Roy, S. Sarkar, M. Sharan, A.P. Singh

**Bhabha Atomic Research Centre, Mumbai, India**

A. Abdulsalam, D. Dutta, S. Kailas, V. Kumar, A.K. Mohanty<sup>2</sup>, L.M. Pant, P. Shukla, A. Topkar

**Tata Institute of Fundamental Research - EHEP, Mumbai, India**

T. Aziz, R.M. Chatterjee, S. Ganguly, S. Ghosh, M. Guchait<sup>21</sup>, A. Gurtu<sup>22</sup>, G. Kole, S. Kumar, M. Maity<sup>23</sup>, G. Majumder, K. Mazumdar, G.B. Mohanty, B. Parida, K. Sudhakar, N. Wickramage<sup>24</sup>

**Tata Institute of Fundamental Research - HECR, Mumbai, India**

S. Banerjee, S. Dugad

**Institute for Research in Fundamental Sciences (IPM), Tehran, Iran**

H. Arfaei, H. Bakhshiansohi, H. Behnamian, S.M. Etesami<sup>25</sup>, A. Fahim<sup>26</sup>, A. Jafari, M. Khakzad, M. Mohammadi Najafabadi, M. Naseri, S. Paktinat Mehdiabadi, B. Safarzadeh<sup>27</sup>, M. Zeinali

**University College Dublin, Dublin, Ireland**

M. Grunewald

**INFN Sezione di Bari <sup>a</sup>, Università di Bari <sup>b</sup>, Politecnico di Bari <sup>c</sup>, Bari, Italy**

M. Abbrescia<sup>a,b</sup>, L. Barbone<sup>a,b</sup>, C. Calabria<sup>a,b</sup>, S.S. Chhibra<sup>a,b</sup>, A. Colaleo<sup>a</sup>, D. Creanza<sup>a,c</sup>, N. De Filippis<sup>a,c</sup>, M. De Palma<sup>a,b</sup>, L. Fiore<sup>a</sup>, G. Iaselli<sup>a,c</sup>, G. Maggi<sup>a,c</sup>, M. Maggi<sup>a</sup>, B. Marangelli<sup>a,b</sup>, S. My<sup>a,c</sup>, S. Nuzzo<sup>a,b</sup>, N. Pacifico<sup>a</sup>, A. Pompili<sup>a,b</sup>, G. Pugliese<sup>a,c</sup>, R. Radogna<sup>a,b</sup>, G. Selvaggi<sup>a,b</sup>, L. Silvestris<sup>a</sup>, G. Singh<sup>a,b</sup>, R. Venditti<sup>a,b</sup>, P. Verwilligen<sup>a</sup>, G. Zito<sup>a</sup>

**INFN Sezione di Bologna <sup>a</sup>, Università di Bologna <sup>b</sup>, Bologna, Italy**

G. Abbiendi<sup>a</sup>, A.C. Benvenuti<sup>a</sup>, D. Bonacorsi<sup>a,b</sup>, S. Braibant-Giacomelli<sup>a,b</sup>, L. Brigliadori<sup>a,b</sup>, R. Campanini<sup>a,b</sup>, P. Capiluppi<sup>a,b</sup>, A. Castro<sup>a,b</sup>, F.R. Cavallo<sup>a</sup>, G. Codispoti<sup>a,b</sup>, M. Cuffiani<sup>a,b</sup>, G.M. Dallavalle<sup>a</sup>, F. Fabbri<sup>a</sup>, A. Fanfani<sup>a,b</sup>, D. Fasanella<sup>a,b</sup>, P. Giacomelli<sup>a</sup>, C. Grandi<sup>a</sup>, L. Guiducci<sup>a,b</sup>, S. Marcellini<sup>a</sup>, G. Masetti<sup>a</sup>, M. Meneghelli<sup>a,b</sup>, A. Montanari<sup>a</sup>, F.L. Navarria<sup>a,b</sup>, F. Odorici<sup>a</sup>, A. Perrotta<sup>a</sup>, F. Primavera<sup>a,b</sup>, A.M. Rossi<sup>a,b</sup>, T. Rovelli<sup>a,b</sup>, G.P. Siroli<sup>a,b</sup>, N. Tosi<sup>a,b</sup>, R. Travaglini<sup>a,b</sup>

**INFN Sezione di Catania <sup>a</sup>, Università di Catania <sup>b</sup>, CSFNSM <sup>c</sup>, Catania, Italy**

S. Albergo<sup>a,b</sup>, G. Cappello<sup>a</sup>, M. Chiorboli<sup>a,b</sup>, S. Costa<sup>a,b</sup>, F. Giordano<sup>a,2</sup>, R. Potenza<sup>a,b</sup>, A. Tricomi<sup>a,b</sup>, C. Tuve<sup>a,b</sup>

**INFN Sezione di Firenze <sup>a</sup>, Università di Firenze <sup>b</sup>, Firenze, Italy**

G. Barbagli<sup>a</sup>, V. Ciulli<sup>a,b</sup>, C. Civinini<sup>a</sup>, R. D'Alessandro<sup>a,b</sup>, E. Focardi<sup>a,b</sup>, E. Gallo<sup>a</sup>, S. Gonzi<sup>a,b</sup>, V. Gori<sup>a,b</sup>, P. Lenzi<sup>a,b</sup>, M. Meschini<sup>a</sup>, S. Paoletti<sup>a</sup>, G. Sguazzoni<sup>a</sup>, A. Tropiano<sup>a,b</sup>

**INFN Laboratori Nazionali di Frascati, Frascati, Italy**

L. Benussi, S. Bianco, F. Fabbri, D. Piccolo

**INFN Sezione di Genova <sup>a</sup>, Università di Genova <sup>b</sup>, Genova, Italy**

P. Fabbriatore<sup>a</sup>, R. Ferretti<sup>a,b</sup>, F. Ferro<sup>a</sup>, M. Lo Vetere<sup>a,b</sup>, R. Musenich<sup>a</sup>, E. Robutti<sup>a</sup>, S. Tosi<sup>a,b</sup>

**INFN Sezione di Milano-Bicocca <sup>a</sup>, Università di Milano-Bicocca <sup>b</sup>, Milano, Italy**

A. Benaglia<sup>a</sup>, M.E. Dinardo<sup>a,b</sup>, S. Fiorendi<sup>a,b,2</sup>, S. Gennai<sup>a</sup>, A. Ghezzi<sup>a,b</sup>, P. Govoni<sup>a,b</sup>, M.T. Lucchini<sup>a,b,2</sup>, S. Malvezzi<sup>a</sup>, R.A. Manzoni<sup>a,b,2</sup>, A. Martelli<sup>a,b,2</sup>, D. Menasce<sup>a</sup>, L. Moroni<sup>a</sup>, M. Paganoni<sup>a,b</sup>, D. Pedrini<sup>a</sup>, S. Ragazzi<sup>a,b</sup>, N. Redaelli<sup>a</sup>, T. Tabarelli de Fatis<sup>a,b</sup>

**INFN Sezione di Napoli <sup>a</sup>, Università di Napoli 'Federico II' <sup>b</sup>, Università della Basilicata (Potenza) <sup>c</sup>, Università G. Marconi (Roma) <sup>d</sup>, Napoli, Italy**

S. Buontempo<sup>a</sup>, N. Cavallo<sup>a,c</sup>, F. Fabozzi<sup>a,c</sup>, A.O.M. Iorio<sup>a,b</sup>, L. Lista<sup>a</sup>, S. Meola<sup>a,d,2</sup>, M. Merola<sup>a</sup>, P. Paolucci<sup>a,2</sup>

**INFN Sezione di Padova <sup>a</sup>, Università di Padova <sup>b</sup>, Università di Trento (Trento) <sup>c</sup>, Padova, Italy**

P. Azzi<sup>a</sup>, N. Bacchetta<sup>a</sup>, M. Biasotto<sup>a,28</sup>, D. Bisello<sup>a,b</sup>, A. Branca<sup>a,b</sup>, R. Carlin<sup>a,b</sup>, P. Checchia<sup>a</sup>, T. Dorigo<sup>a</sup>, M. Galanti<sup>a,b,2</sup>, F. Gasparini<sup>a,b</sup>, U. Gasparini<sup>a,b</sup>, P. Giubilato<sup>a,b</sup>, A. Gozzelino<sup>a</sup>, K. Kanishchev<sup>a,c</sup>, S. Lacaprara<sup>a</sup>, I. Lazzizzera<sup>a,c</sup>, M. Margoni<sup>a,b</sup>, A.T. Meneguzzo<sup>a,b</sup>, F. Montecassiano<sup>a</sup>, M. Passaseo<sup>a</sup>, J. Pazzini<sup>a,b</sup>, M. Pegoraro<sup>a</sup>, N. Pozzobon<sup>a,b</sup>, P. Ronchese<sup>a,b</sup>, F. Simonetto<sup>a,b</sup>, E. Torassa<sup>a</sup>, M. Tosi<sup>a,b</sup>, P. Zotto<sup>a,b</sup>, A. Zucchetta<sup>a,b</sup>

**INFN Sezione di Pavia <sup>a</sup>, Università di Pavia <sup>b</sup>, Pavia, Italy**

M. Gabusi<sup>a,b</sup>, S.P. Ratti<sup>a,b</sup>, C. Riccardi<sup>a,b</sup>, P. Vitulo<sup>a,b</sup>

**INFN Sezione di Perugia <sup>a</sup>, Università di Perugia <sup>b</sup>, Perugia, Italy**

M. Biasini<sup>a,b</sup>, G.M. Bilei<sup>a</sup>, L. Fanò<sup>a,b</sup>, P. Lariccia<sup>a,b</sup>, G. Mantovani<sup>a,b</sup>, M. Menichelli<sup>a</sup>, A. Nappi<sup>a,b†</sup>, F. Romeo<sup>a,b</sup>, A. Saha<sup>a</sup>, A. Santocchia<sup>a,b</sup>, A. Spiezia<sup>a,b</sup>

**INFN Sezione di Pisa <sup>a</sup>, Università di Pisa <sup>b</sup>, Scuola Normale Superiore di Pisa <sup>c</sup>, Pisa, Italy**

K. Androsov<sup>a,29</sup>, P. Azzurri<sup>a</sup>, G. Bagliesi<sup>a</sup>, J. Bernardini<sup>a</sup>, T. Boccali<sup>a</sup>, G. Broccolo<sup>a,c</sup>, R. Castaldi<sup>a</sup>, M.A. Ciocci<sup>a,29</sup>, R. Dell'Orso<sup>a</sup>, F. Fiori<sup>a,c</sup>, L. Foà<sup>a,c</sup>, A. Giassi<sup>a</sup>, M.T. Grippo<sup>a,29</sup>, A. Kraan<sup>a</sup>, F. Ligabue<sup>a,c</sup>, T. Lomtadze<sup>a</sup>, L. Martini<sup>a,b</sup>, A. Messineo<sup>a,b</sup>, C.S. Moon<sup>a,30</sup>, F. Palla<sup>a</sup>, A. Rizzi<sup>a,b</sup>, A. Savoy-Navarro<sup>a,31</sup>, A.T. Serban<sup>a</sup>, P. Spagnolo<sup>a</sup>, P. Squillacioti<sup>a,29</sup>, R. Tenchini<sup>a</sup>, G. Tonelli<sup>a,b</sup>, A. Venturi<sup>a</sup>, P.G. Verdini<sup>a</sup>, C. Vernieri<sup>a,c</sup>

**INFN Sezione di Roma <sup>a</sup>, Università di Roma <sup>b</sup>, Roma, Italy**

L. Barone<sup>a,b</sup>, F. Cavallari<sup>a</sup>, D. Del Re<sup>a,b</sup>, M. Diemoz<sup>a</sup>, M. Grassi<sup>a,b</sup>, C. Jordà<sup>a</sup>, E. Longo<sup>a,b</sup>, F. Margaroli<sup>a,b</sup>, P. Meridiani<sup>a</sup>, F. Micheli<sup>a,b</sup>, S. Nourbakhsh<sup>a,b</sup>, G. Organtini<sup>a,b</sup>, R. Paramatti<sup>a</sup>, S. Rahatlou<sup>a,b</sup>, C. Rovelli<sup>a</sup>, L. Soffi<sup>a,b</sup>, P. Traczyk<sup>a,b</sup>

**INFN Sezione di Torino <sup>a</sup>, Università di Torino <sup>b</sup>, Università del Piemonte Orientale (Novara) <sup>c</sup>, Torino, Italy**

N. Amapane<sup>a,b</sup>, R. Arcidiacono<sup>a,c</sup>, S. Argiro<sup>a,b</sup>, M. Arneodo<sup>a,c</sup>, R. Bellan<sup>a,b</sup>, C. Biino<sup>a</sup>, N. Cartiglia<sup>a</sup>, S. Casasso<sup>a,b</sup>, M. Costa<sup>a,b</sup>, A. Degano<sup>a,b</sup>, N. Demaria<sup>a</sup>, C. Mariotti<sup>a</sup>, S. Maselli<sup>a</sup>, E. Migliore<sup>a,b</sup>, V. Monaco<sup>a,b</sup>, M. Musich<sup>a</sup>, M.M. Obertino<sup>a,c</sup>, G. Ortona<sup>a,b</sup>, L. Pacher<sup>a,b</sup>, N. Pastrone<sup>a</sup>, M. Pelliccioni<sup>a,2</sup>, A. Potenza<sup>a,b</sup>, A. Romero<sup>a,b</sup>, M. Ruspa<sup>a,c</sup>, R. Sacchi<sup>a,b</sup>, A. Solano<sup>a,b</sup>, A. Staiano<sup>a</sup>, U. Tamponi<sup>a</sup>

**INFN Sezione di Trieste <sup>a</sup>, Università di Trieste <sup>b</sup>, Trieste, Italy**

S. Belforte<sup>a</sup>, V. Candelise<sup>a,b</sup>, M. Casarsa<sup>a</sup>, F. Cossutti<sup>a,2</sup>, G. Della Ricca<sup>a,b</sup>, B. Gobbo<sup>a</sup>, C. La Licata<sup>a,b</sup>, M. Marone<sup>a,b</sup>, D. Montanino<sup>a,b</sup>, A. Penzo<sup>a</sup>, A. Schizzi<sup>a,b</sup>, T. Umer<sup>a,b</sup>, A. Zanetti<sup>a</sup>

**Kangwon National University, Chunchon, Korea**

S. Chang, T.Y. Kim, S.K. Nam

**Kyungpook National University, Daegu, Korea**

D.H. Kim, G.N. Kim, J.E. Kim, D.J. Kong, S. Lee, Y.D. Oh, H. Park, D.C. Son

**Chonnam National University, Institute for Universe and Elementary Particles,  
Kwangju, Korea**

J.Y. Kim, Zero J. Kim, S. Song

**Korea University, Seoul, Korea**

S. Choi, D. Gyun, B. Hong, M. Jo, H. Kim, Y. Kim, K.S. Lee, S.K. Park, Y. Roh

**University of Seoul, Seoul, Korea**

M. Choi, J.H. Kim, C. Park, I.C. Park, S. Park, G. Ryu

**Sungkyunkwan University, Suwon, Korea**

Y. Choi, Y.K. Choi, J. Goh, M.S. Kim, E. Kwon, B. Lee, J. Lee, S. Lee, H. Seo, I. Yu

**Vilnius University, Vilnius, Lithuania**

A. Juodagalvis

**Centro de Investigacion y de Estudios Avanzados del IPN, Mexico City, Mexico**

H. Castilla-Valdez, E. De La Cruz-Burelo, I. Heredia-de La Cruz<sup>32</sup>, R. Lopez-Fernandez,  
J. Martínez-Ortega, A. Sanchez-Hernandez, L.M. Villasenor-Cendejas

**Universidad Iberoamericana, Mexico City, Mexico**

S. Carrillo Moreno, F. Vazquez Valencia

**Benemerita Universidad Autonoma de Puebla, Puebla, Mexico**

H.A. Salazar Ibarguen

**Universidad Autónoma de San Luis Potosí, San Luis Potosí, Mexico**

E. Casimiro Linares, A. Morelos Pineda

**University of Auckland, Auckland, New Zealand**

D. Krofcheck

**University of Canterbury, Christchurch, New Zealand**

P.H. Butler, R. Doesburg, S. Reucroft, H. Silverwood

**National Centre for Physics, Quaid-I-Azam University, Islamabad, Pakistan**

M. Ahmad, M.I. Asghar, J. Butt, H.R. Hoorani, S. Khalid, W.A. Khan, T. Khurshid,  
S. Qazi, M.A. Shah, M. Shoaib

**National Centre for Nuclear Research, Swierk, Poland**

H. Bialkowska, M. Bluj<sup>33</sup>, B. Boimska, T. Frueboes, M. Górski, M. Kazana, K. Nawrocki,  
K. Romanowska-Rybinska, M. Szleper, G. Wrochna, P. Zalewski

**Institute of Experimental Physics, Faculty of Physics, University of Warsaw, Warsaw, Poland**

G. Brona, K. Bunkowski, M. Cwiok, W. Dominik, K. Doroba, A. Kalinowski, M. Konecki, J. Krolikowski, M. Misiura, W. Wolszczak

**Laboratório de Instrumentação e Física Experimental de Partículas, Lisboa, Portugal**

P. Bargassa, C. Beirão Da Cruz E Silva, P. Faccioli, P.G. Ferreira Parracho, M. Gallinaro, F. Nguyen, J. Rodrigues Antunes, J. Seixas<sup>2</sup>, J. Varela, P. Vischia

**Joint Institute for Nuclear Research, Dubna, Russia**

S. Afanasiev, P. Bunin, M. Gavrilenko, I. Golutvin, I. Gorbunov, V. Karjavin, V. Kono-  
plyanikov, G. Kozlov, A. Lanev, A. Malakhov, V. Matveev<sup>34</sup>, P. Moisenz, V. Palichik,  
V. Perelygin, S. Shmatov, N. Skatchkov, V. Smirnov, A. Zarubin

**Petersburg Nuclear Physics Institute, Gatchina (St. Petersburg), Russia**

V. Golovtsov, Y. Ivanov, V. Kim, P. Levchenko, V. Murzin, V. Oreshkin, I. Smirnov,  
V. Sulimov, L. Uvarov, S. Vavilov, A. Vorobyev, An. Vorobyev

**Institute for Nuclear Research, Moscow, Russia**

Yu. Andreev, A. Dermenev, S. Gninenko, N. Golubev, M. Kirsanov, N. Krasnikov,  
A. Pashenkov, D. Tlisov, A. Toropin

**Institute for Theoretical and Experimental Physics, Moscow, Russia**

V. Epshteyn, V. Gavrilov, N. Lychkovskaya, V. Popov, G. Safronov, S. Semenov, A. Spiri-  
donov, V. Stolin, E. Vlasov, A. Zhokin

**P.N. Lebedev Physical Institute, Moscow, Russia**

V. Andreev, M. Azarkin, I. Dremin, M. Kirakosyan, A. Leonidov, G. Mesyats,  
S.V. Rusakov, A. Vinogradov

**Skobeltsyn Institute of Nuclear Physics, Lomonosov Moscow State University, Moscow, Russia**

A. Belyaev, E. Boos, A. Demiyanov, A. Ershov, A. Gribushin, O. Kodolova, V. Korotkikh,  
I. Lokhtin, S. Obraztsov, S. Petrushanko, V. Savrin, A. Snigirev, I. Vardanyan

**State Research Center of Russian Federation, Institute for High Energy Physics, Protvino, Russia**

I. Azhgirey, I. Bayshev, S. Bitioukov, V. Kachanov, A. Kalinin, D. Konstantinov,  
V. Krychkine, V. Petrov, R. Ryutin, A. Sobol, L. Tourtchanovitch, S. Troshin, N. Tyurin,  
A. Uzunian, A. Volkov

**University of Belgrade, Faculty of Physics and Vinca Institute of Nuclear Sciences, Belgrade, Serbia**

P. Adzic<sup>35</sup>, M. Djordjevic, M. Ekmedzic, J. Milosevic

**Centro de Investigaciones Energéticas Medioambientales y Tecnológicas (CIEMAT), Madrid, Spain**

M. Aguilar-Benitez, J. Alcaraz Maestre, C. Battilana, E. Calvo, M. Cerrada, M. Chamizo Llatas<sup>2</sup>, N. Colino, B. De La Cruz, A. Delgado Peris, D. Domínguez Vázquez, C. Fernandez Bedoya, J.P. Fernández Ramos, A. Ferrando, J. Flix, M.C. Fouz, P. Garcia-Abia, O. Gonzalez Lopez, S. Goy Lopez, J.M. Hernandez, M.I. Josa, G. Merino, E. Navarro De Martino, J. Puerta Pelayo, A. Quintario Olmeda, I. Redondo, L. Romero, M.S. Soares, C. Willmott

**Universidad Autónoma de Madrid, Madrid, Spain**

C. Albajar, J.F. de Trocóniz

**Universidad de Oviedo, Oviedo, Spain**

H. Brun, J. Cuevas, J. Fernandez Menendez, S. Folgueras, I. Gonzalez Caballero, L. Lloret Iglesias

**Instituto de Física de Cantabria (IFCA), CSIC-Universidad de Cantabria, Santander, Spain**

J.A. Brochero Cifuentes, I.J. Cabrillo, A. Calderon, S.H. Chuang, J. Duarte Campderros, M. Fernandez, G. Gomez, J. Gonzalez Sanchez, A. Graziano, A. Lopez Virto, J. Marco, R. Marco, C. Martinez Rivero, F. Matorras, F.J. Munoz Sanchez, J. Piedra Gomez, T. Rodrigo, A.Y. Rodríguez-Marrero, A. Ruiz-Jimeno, L. Scodellaro, I. Vila, R. Vilar Cortabitarte

**CERN, European Organization for Nuclear Research, Geneva, Switzerland**

D. Abbaneo, E. Auffray, G. Auzinger, M. Bachtis, P. Baillon, A.H. Ball, D. Barney, J. Bendavid, L. Benhabib, J.F. Benitez, C. Bernet<sup>8</sup>, G. Bianchi, P. Bloch, A. Bocci, A. Bonato, O. Bondu, C. Botta, H. Breuker, T. Camporesi, G. Cerminara, T. Christiansen, J.A. Coarasa Perez, S. Colafranceschi<sup>36</sup>, M. D'Alfonso, D. d'Enterria, A. Dabrowski, A. David, F. De Guio, A. De Roeck, S. De Visscher, S. Di Guida, M. Dobson, N. Dupont-Sagorin, A. Elliott-Peisert, J. Eugster, G. Franzoni, W. Funk, M. Giffels, D. Gigi, K. Gill, M. Girone, M. Giunta, F. Glege, R. Gomez-Reino Garrido, S. Gowdy, R. Guida, J. Hammer, M. Hansen, P. Harris, V. Innocente, P. Janot, E. Karavakis, K. Kousouris, K. Krajczar, P. Lecoq, C. Lourenço, N. Magini, L. Malgeri, M. Mannelli, L. Masetti, F. Meijers, S. Mersi, E. Meschi, F. Moortgat, M. Mulders, P. Musella, L. Orsini, E. Palencia Cortezon, E. Perez, L. Perrozzi, A. Petrilli, G. Petrucciani, A. Pfeiffer, M. Pierini, M. Pimiä, D. Piparo, M. Plagge, A. Racz, W. Reece, G. Rolandi<sup>37</sup>, M. Rovere, H. Sakulin, F. Santanastasio, C. Schäfer, C. Schwick, S. Sekmen, A. Sharma, P. Siegrist, P. Silva, M. Simon, P. Sphicas<sup>38</sup>, J. Steggemann, B. Stieger, M. Stoye, A. Tsirou, G.I. Veres<sup>20</sup>, J.R. Vlimant, H.K. Wöhri, W.D. Zeuner

**Paul Scherrer Institut, Villigen, Switzerland**

W. Bertl, K. Deiters, W. Erdmann, R. Horisberger, Q. Ingram, H.C. Kaestli, S. König, D. Kotlinski, U. Langenegger, D. Renker, T. Rohe

**Institute for Particle Physics, ETH Zurich, Zurich, Switzerland**

F. Bachmair, L. Bäni, L. Bianchini, P. Bortignon, M.A. Buchmann, B. Casal, N. Chanon, A. Deisher, G. Dissertori, M. Dittmar, M. Donegà, M. Dünser, P. Eller, C. Grab, D. Hits, W. Lustermann, B. Mangano, A.C. Marini, P. Martinez Ruiz del Arbol, D. Meister, N. Mohr, C. Nägeli<sup>39</sup>, P. Nef, F. Nessi-Tedaldi, F. Pandolfi, L. Pape, F. Pauss, M. Peruzzi, M. Quittnat, F.J. Ronga, M. Rossini, A. Starodumov<sup>40</sup>, M. Takahashi, L. Tauscher<sup>†</sup>, K. Theofilatos, D. Treille, R. Wallny, H.A. Weber

**Universität Zürich, Zurich, Switzerland**

C. Amsler<sup>41</sup>, V. Chiochia, A. De Cosa, C. Favaro, A. Hinzmann, T. Hreus, M. Ivova Rikova, B. Kilminster, B. Millan Mejias, J. Ngadiuba, P. Robmann, H. Snoek, S. Taroni, M. Verzetti, Y. Yang

**National Central University, Chung-Li, Taiwan**

M. Cardaci, K.H. Chen, C. Ferro, C.M. Kuo, S.W. Li, W. Lin, Y.J. Lu, R. Volpe, S.S. Yu

**National Taiwan University (NTU), Taipei, Taiwan**

P. Bartalini, P. Chang, Y.H. Chang, Y.W. Chang, Y. Chao, K.F. Chen, P.H. Chen, C. Dietz, U. Grundler, W.-S. Hou, Y. Hsiung, K.Y. Kao, Y.J. Lei, Y.F. Liu, R.-S. Lu, D. Majumder, E. Petrakou, X. Shi, J.G. Shiu, Y.M. Tzeng, M. Wang, R. Wilken

**Chulalongkorn University, Bangkok, Thailand**

B. Asavapibhop, N. Suwonjandee

**Cukurova University, Adana, Turkey**

A. Adiguzel, M.N. Bakirci<sup>42</sup>, S. Cerci<sup>43</sup>, C. Dozen, I. Dumanoglu, E. Eskut, S. Girgis, G. Gokbulut, E. Gurpinar, I. Hos, E.E. Kangal, A. Kayis Topaksu, G. Onengut<sup>44</sup>, K. Ozdemir, S. Ozturk<sup>42</sup>, A. Polatoz, K. Sogut<sup>45</sup>, D. Sunar Cerci<sup>43</sup>, B. Tali<sup>43</sup>, H. Topakli<sup>42</sup>, M. Vergili

**Middle East Technical University, Physics Department, Ankara, Turkey**

I.V. Akin, T. Aliev, B. Bilin, S. Bilmis, M. Deniz, H. Gamsizkan, A.M. Guler, G. Karapinar<sup>46</sup>, K. Ocalan, A. Ozpineci, M. Serin, R. Sever, U.E. Surat, M. Yalvac, M. Zeyrek

**Bogazici University, Istanbul, Turkey**

E. Gülmez, B. Isildak<sup>47</sup>, M. Kaya<sup>48</sup>, O. Kaya<sup>48</sup>, S. Ozkorucuklu<sup>49</sup>

**Istanbul Technical University, Istanbul, Turkey**

H. Bahtiyar<sup>50</sup>, E. Barlas, K. Cankocak, Y.O. Günaydin<sup>51</sup>, F.I. Vardarli, M. Yücel

**National Scientific Center, Kharkov Institute of Physics and Technology, Kharkov, Ukraine**

L. Levchuk, P. Sorokin

**University of Bristol, Bristol, United Kingdom**

J.J. Brooke, E. Clement, D. Cussans, H. Flacher, R. Frazier, J. Goldstein, M. Grimes, G.P. Heath, H.F. Heath, J. Jacob, L. Kreczko, C. Lucas, Z. Meng, D.M. Newbold<sup>52</sup>, S. Paramesvaran, A. Poll, S. Senkin, V.J. Smith, T. Williams

**Rutherford Appleton Laboratory, Didcot, United Kingdom**

A. Belyaev<sup>53</sup>, C. Brew, R.M. Brown, D.J.A. Cockerill, J.A. Coughlan, K. Harder, S. Harper, J. Ilic, E. Olaiya, D. Petyt, C.H. Shepherd-Themistocleous, A. Thea, I.R. Tomalin, W.J. Womersley, S.D. Worm

**Imperial College, London, United Kingdom**

M. Baber, R. Bainbridge, O. Buchmuller, D. Burton, D. Colling, N. Cripps, M. Cutajar, P. Dauncey, G. Davies, M. Della Negra, W. Ferguson, J. Fulcher, D. Futyan, A. Gilbert, A. Guneratne Bryer, G. Hall, Z. Hatherell, J. Hays, G. Iles, M. Jarvis, G. Karapostoli, M. Kenzie, R. Lane, R. Lucas<sup>52</sup>, L. Lyons, A.-M. Magnan, J. Marrouche, B. Mathias, R. Nandi, J. Nash, A. Nikitenko<sup>40</sup>, J. Pela, M. Pesaresi, K. Petridis, M. Pioppi<sup>54</sup>, D.M. Raymond, S. Rogerson, A. Rose, C. Seez, P. Sharp<sup>†</sup>, A. Sparrow, A. Tapper, M. Vazquez Acosta, T. Virdee, S. Wakefield, N. Wardle

**Brunel University, Uxbridge, United Kingdom**

J.E. Cole, P.R. Hobson, A. Khan, P. Kyberd, D. Leggat, D. Leslie, W. Martin, I.D. Reid, P. Symonds, L. Teodorescu, M. Turner

**Baylor University, Waco, U.S.A.**

J. Dittmann, K. Hatakeyama, A. Kasmi, H. Liu, T. Scarborough

**The University of Alabama, Tuscaloosa, U.S.A.**

O. Charaf, S.I. Cooper, C. Henderson, P. Rumerio

**Boston University, Boston, U.S.A.**

A. Avetisyan, T. Bose, C. Fantasia, A. Heister, P. Lawson, D. Lazic, J. Rohlf, D. Sperka, J. St. John, L. Sulak

**Brown University, Providence, U.S.A.**

J. Alimena, S. Bhattacharya, G. Christopher, D. Cutts, Z. Demiragli, A. Ferapontov, A. Garabedian, U. Heintz, S. Jabeen, G. Kukartsev, E. Laird, G. Landsberg, M. Luk, M. Narain, M. Segala, T. Sinthuprasith, T. Speer, J. Swanson

**University of California, Davis, Davis, U.S.A.**

R. Breedon, G. Breto, M. Calderon De La Barca Sanchez, S. Chauhan, M. Chertok, J. Conway, R. Conway, P.T. Cox, R. Erbacher, M. Gardner, W. Ko, A. Kopecky, R. Lander, T. Miceli, D. Pellett, J. Pilot, F. Ricci-Tam, B. Rutherford, M. Searle, S. Shalhout, J. Smith, M. Squires, M. Tripathi, S. Wilbur, R. Yohay

**University of California, Los Angeles, U.S.A.**

V. Andreev, D. Cline, R. Cousins, S. Erhan, P. Everaerts, C. Farrell, M. Felcini, J. Hauser, M. Ignatenko, C. Jarvis, G. Rakness, P. Schlein<sup>†</sup>, E. Takasugi, V. Valuev, M. Weber

**University of California, Riverside, Riverside, U.S.A.**

J. Babb, R. Clare, J. Ellison, J.W. Gary, G. Hanson, J. Heilman, P. Jandir, F. Lacroix, H. Liu, O.R. Long, A. Luthra, M. Malberti, H. Nguyen, A. Shrinivas, J. Sturdy, S. Sumowidagdo, S. Wimpenny



**University of California, San Diego, La Jolla, U.S.A.**

W. Andrews, J.G. Branson, G.B. Cerati, S. Cittolin, R.T. D’Agnolo, D. Evans, A. Holzner, R. Kelley, D. Kovalskyi, M. Lebourgeois, J. Letts, I. Macneill, S. Padhi, C. Palmer, M. Pieri, M. Sani, V. Sharma, S. Simon, E. Sudano, M. Tadel, Y. Tu, A. Vartak, S. Wasserbaech<sup>55</sup>, F. Würthwein, A. Yagil, J. Yoo

**University of California, Santa Barbara, Santa Barbara, U.S.A.**

D. Barge, C. Campagnari, T. Danielson, K. Flowers, P. Geffert, C. George, F. Golf, J. Incandela, C. Justus, R. Magaña Villalba, N. Mccoll, V. Pavlunin, J. Richman, R. Rossin, D. Stuart, W. To, C. West

**California Institute of Technology, Pasadena, U.S.A.**

A. Apresyan, A. Bornheim, J. Bunn, Y. Chen, E. Di Marco, J. Duarte, D. Kcira, A. Mott, H.B. Newman, C. Pena, C. Rogan, M. Spiropulu, V. Timciuc, R. Wilkinson, S. Xie, R.Y. Zhu

**Carnegie Mellon University, Pittsburgh, U.S.A.**

V. Azzolini, A. Calamba, R. Carroll, T. Ferguson, Y. Iiyama, D.W. Jang, M. Paulini, J. Russ, H. Vogel, I. Vorobiev

**University of Colorado at Boulder, Boulder, U.S.A.**

J.P. Cumalat, B.R. Drell, W.T. Ford, A. Gaz, E. Luiggi Lopez, U. Nauenberg, J.G. Smith, K. Stenson, K.A. Ulmer, S.R. Wagner

**Cornell University, Ithaca, U.S.A.**

J. Alexander, A. Chatterjee, N. Eggert, L.K. Gibbons, W. Hopkins, A. Khukhunaishvili, B. Kreis, N. Mirman, G. Nicolas Kaufman, J.R. Patterson, A. Ryd, E. Salvati, W. Sun, W.D. Teo, J. Thom, J. Thompson, J. Tucker, Y. Weng, L. Winstrom, P. Wittich

**Fairfield University, Fairfield, U.S.A.**

D. Winn

**Fermi National Accelerator Laboratory, Batavia, U.S.A.**

S. Abdullin, M. Albrow, J. Anderson, G. Apollinari, L.A.T. Bauerdick, A. Beretvas, J. Berryhill, P.C. Bhat, K. Burkett, J.N. Butler, V. Chetluru, H.W.K. Cheung, F. Chlebana, S. Cihangir, V.D. Elvira, I. Fisk, J. Freeman, Y. Gao, E. Gottschalk, L. Gray, D. Green, S. Grünendahl, O. Gutsche, D. Hare, R.M. Harris, J. Hirschauer, B. Hooberman, S. Jindariani, M. Johnson, U. Joshi, K. Kaadze, B. Klima, S. Kwan, J. Linacre, D. Lincoln, R. Lipton, J. Lykken, K. Maeshima, J.M. Marraffino, V.I. Martinez Outschoorn, S. Maruyama, D. Mason, P. McBride, K. Mishra, S. Mrenna, Y. Musienko<sup>34</sup>, S. Nahn, C. Newman-Holmes, V. O’Dell, O. Prokofyev, N. Ratnikova, E. Sexton-Kennedy, S. Sharma, W.J. Spalding, L. Spiegel, L. Taylor, S. Tkaczyk, N.V. Tran, L. Uplegger, E.W. Vaandering, R. Vidal, A. Whitbeck, J. Whitmore, W. Wu, F. Yang, J.C. Yun

**University of Florida, Gainesville, U.S.A.**

D. Acosta, P. Avery, D. Bourilkov, T. Cheng, S. Das, M. De Gruttola, G.P. Di Giovanni, D. Dobur, R.D. Field, M. Fisher, Y. Fu, I.K. Furic, J. Hugon, B. Kim, J. Konigsberg,

A. Korytov, A. Kropivnitskaya, T. Kypreos, J.F. Low, K. Matchev, P. Milenovic<sup>56</sup>, G. Mitselmakher, L. Muniz, A. Rinkevicius, L. Shchutska, N. Skhirtladze, M. Snowball, J. Yelton, M. Zakaria

**Florida International University, Miami, U.S.A.**

V. Gaultney, S. Hewamanage, S. Linn, P. Markowitz, G. Martinez, J.L. Rodriguez

**Florida State University, Tallahassee, U.S.A.**

T. Adams, A. Askew, J. Bochenek, J. Chen, B. Diamond, J. Haas, S. Hagopian, V. Hagopian, K.F. Johnson, H. Prosper, V. Veeraraghavan, M. Weinberg

**Florida Institute of Technology, Melbourne, U.S.A.**

M.M. Baarmand, B. Dorney, M. Hohlmann, H. Kalakhety, F. Yumiceva

**University of Illinois at Chicago (UIC), Chicago, U.S.A.**

M.R. Adams, L. Apanasevich, V.E. Bazterra, R.R. Betts, I. Bucinskaite, R. Cavanaugh, O. Evdokimov, L. Gauthier, C.E. Gerber, D.J. Hofman, S. Khalatyan, P. Kurt, D.H. Moon, C. O'Brien, C. Silkworth, P. Turner, N. Varelas

**The University of Iowa, Iowa City, U.S.A.**

U. Akgun, E.A. Albayrak<sup>50</sup>, B. Bilki<sup>57</sup>, W. Clarida, K. Dilsiz, F. Duru, J.-P. Merlo, H. Mermerkaya<sup>58</sup>, A. Mestvirishvili, A. Moeller, J. Nachtman, H. Ogul, Y. Onel, F. Ozok<sup>50</sup>, S. Sen, P. Tan, E. Tiras, J. Wetzel, T. Yetkin<sup>59</sup>, K. Yi

**Johns Hopkins University, Baltimore, U.S.A.**

B.A. Barnett, B. Blumenfeld, S. Bolognesi, D. Fehling, A.V. Gritsan, P. Maksimovic, C. Martin, M. Swartz

**The University of Kansas, Lawrence, U.S.A.**

P. Baringer, A. Bean, G. Benelli, R.P. Kenny III, M. Murray, D. Noonan, S. Sanders, J. Sekaric, R. Stringer, Q. Wang, J.S. Wood

**Kansas State University, Manhattan, U.S.A.**

A.F. Barfuss, I. Chakaberia, A. Ivanov, S. Khalil, M. Makouski, Y. Maravin, L.K. Saini, S. Shrestha, I. Svintradze

**Lawrence Livermore National Laboratory, Livermore, U.S.A.**

J. Gronberg, D. Lange, F. Rebassoo, D. Wright

**University of Maryland, College Park, U.S.A.**

A. Baden, B. Calvert, S.C. Eno, J.A. Gomez, N.J. Hadley, R.G. Kellogg, T. Kolberg, Y. Lu, M. Marionneau, A.C. Mignerey, K. Pedro, A. Skuja, J. Temple, M.B. Tonjes, S.C. Tonwar

**Massachusetts Institute of Technology, Cambridge, U.S.A.**

A. Apyan, R. Barbieri, G. Bauer, W. Busza, I.A. Cali, M. Chan, L. Di Matteo, V. Dutta, G. Gomez Ceballos, M. Goncharov, D. Gulhan, M. Klute, Y.S. Lai, Y.-J. Lee, A. Levin, P.D. Luckey, T. Ma, C. Paus, D. Ralph, C. Roland, G. Roland, G.S.F. Stephans, F. Stöckli, K. Sumorok, D. Velicanu, J. Veverka, B. Wyslouch, M. Yang, A.S. Yoon, M. Zanetti, V. Zhukova

**University of Minnesota, Minneapolis, U.S.A.**

B. Dahmes, A. De Benedetti, A. Gude, S.C. Kao, K. Klapoetke, Y. Kubota, J. Mans, N. Pastika, R. Rusack, A. Singovsky, N. Tambe, J. Turkewitz

**University of Mississippi, Oxford, U.S.A.**

J.G. Acosta, L.M. Cremaldi, R. Kroeger, S. Oliveros, L. Perera, R. Rahmat, D.A. Sanders, D. Summers

**University of Nebraska-Lincoln, Lincoln, U.S.A.**

E. Avdeeva, K. Bloom, S. Bose, D.R. Claes, A. Dominguez, R. Gonzalez Suarez, J. Keller, D. Knowlton, I. Kravchenko, J. Lazo-Flores, S. Malik, F. Meier, G.R. Snow

**State University of New York at Buffalo, Buffalo, U.S.A.**

J. Dolen, A. Godshalk, I. Iashvili, S. Jain, A. Kharchilava, A. Kumar, S. Rappoccio, Z. Wan

**Northeastern University, Boston, U.S.A.**

G. Alverson, E. Barberis, D. Baumgartel, M. Chasco, J. Haley, A. Massironi, D. Nash, T. Orimoto, D. Trocino, D. Wood, J. Zhang

**Northwestern University, Evanston, U.S.A.**

A. Anastassov, K.A. Hahn, A. Kubik, L. Lusito, N. Mucia, N. Odell, B. Pollack, A. Pozdnyakov, M. Schmitt, S. Stoynev, K. Sung, M. Velasco, S. Won

**University of Notre Dame, Notre Dame, U.S.A.**

D. Berry, A. Brinkerhoff, K.M. Chan, A. Drozdetskiy, M. Hildreth, C. Jessop, D.J. Kargard, N. Kellams, J. Kolb, K. Lannon, W. Luo, S. Lynch, N. Marinelli, D.M. Morse, T. Pearson, M. Planer, R. Ruchti, J. Slaunwhite, N. Valls, M. Wayne, M. Wolf, A. Woodard

**The Ohio State University, Columbus, U.S.A.**

L. Antonelli, B. Bylsma, L.S. Durkin, S. Flowers, C. Hill, R. Hughes, K. Kotov, T.Y. Ling, D. Puigh, M. Rodenburg, G. Smith, C. Vuosalo, B.L. Winer, H. Wolfe, H.W. Wulsin

**Princeton University, Princeton, U.S.A.**

E. Berry, P. Elmer, V. Halyo, P. Hebda, J. Hegeman, A. Hunt, P. Jindal, S.A. Koay, P. Lujan, D. Marlow, T. Medvedeva, M. Mooney, J. Olsen, P. Piroué, X. Quan, A. Raval, H. Saka, D. Stickland, C. Tully, J.S. Werner, S.C. Zenz, A. Zuranski

**University of Puerto Rico, Mayaguez, U.S.A.**

E. Brownson, A. Lopez, H. Mendez, J.E. Ramirez Vargas

**Purdue University, West Lafayette, U.S.A.**

E. Alagoz, D. Benedetti, G. Bolla, D. Bortoletto, M. De Mattia, A. Everett, Z. Hu, M. Jones, K. Jung, M. Kress, N. Leonardo, D. Lopes Pegna, V. Maroussov, P. Merkel, D.H. Miller, N. Neumeister, B.C. Radburn-Smith, I. Shipsey, D. Silvers, A. Svyatkovskiy, F. Wang, W. Xie, L. Xu, H.D. Yoo, J. Zablocki, Y. Zheng

**Purdue University Calumet, Hammond, U.S.A.**

N. Parashar

**Rice University, Houston, U.S.A.**

A. Adair, B. Akgun, K.M. Ecklund, F.J.M. Geurts, W. Li, B. Michlin, B.P. Padley, R. Redjimi, J. Roberts, J. Zabel

**University of Rochester, Rochester, U.S.A.**

B. Betchart, A. Bodek, R. Covarelli, P. de Barbaro, R. Demina, Y. Eshaq, T. Ferbel, A. Garcia-Bellido, P. Goldenzweig, J. Han, A. Harel, D.C. Miner, G. Petrillo, D. Vishnevskiy, M. Zielinski

**The Rockefeller University, New York, U.S.A.**

A. Bhatti, R. Ciesielski, L. Demortier, K. Goulios, G. Lungu, S. Malik, C. Mesropian

**Rutgers, The State University of New Jersey, Piscataway, U.S.A.**

S. Arora, A. Barker, J.P. Chou, C. Contreras-Campana, E. Contreras-Campana, D. Duggan, D. Ferencek, Y. Gershtein, R. Gray, E. Halkiadakis, D. Hidas, A. Lath, S. Panwalkar, M. Park, R. Patel, V. Rekovic, J. Robles, S. Salur, S. Schnetzer, C. Seitz, S. Somalwar, R. Stone, S. Thomas, P. Thomassen, M. Walker

**University of Tennessee, Knoxville, U.S.A.**

K. Rose, S. Spanier, Z.C. Yang, A. York

**Texas A&M University, College Station, U.S.A.**

O. Bouhali<sup>60</sup>, R. Eusebi, W. Flanagan, J. Gilmore, T. Kamon<sup>61</sup>, V. Khotilovich, V. Krutelyov, R. Montalvo, I. Osipenkov, Y. Pakhotin, A. Perloff, J. Roe, A. Safonov, T. Sakuma, I. Suarez, A. Tatarinov, D. Toback

**Texas Tech University, Lubbock, U.S.A.**

N. Akchurin, C. Cowden, J. Damgov, C. Dragoiu, P.R. Duder, K. Kovitanggoon, S. Kunori, S.W. Lee, T. Libeiro, I. Volobouev

**Vanderbilt University, Nashville, U.S.A.**

E. Appelt, A.G. Delannoy, S. Greene, A. Gurrola, W. Johns, C. Maguire, Y. Mao, A. Melo, M. Sharma, P. Sheldon, B. Snook, S. Tuo, J. Velkovska

**University of Virginia, Charlottesville, U.S.A.**

M.W. Arenton, S. Boutle, B. Cox, B. Francis, J. Goodell, R. Hirosky, A. Ledovskoy, C. Lin, C. Neu, J. Wood

**Wayne State University, Detroit, U.S.A.**

S. Gollapinni, R. Harr, P.E. Karchin, C. Kottachchi Kankanamge Don, P. Lamichhane

**University of Wisconsin, Madison, U.S.A.**

D.A. Belknap, L. Borrello, D. Carlsmith, M. Cepeda, S. Dasu, S. Duric, E. Friis, M. Grothe, R. Hall-Wilton, M. Herndon, A. Hervé, P. Klabbers, J. Klukas, A. Lanaro, A. Levine, R. Loveless, A. Mohapatra, I. Ojalvo, T. Perry, G.A. Pierro, G. Polese, I. Ross, A. Sakharov, T. Sarangi, A. Savin, W.H. Smith

- †: Deceased
- 1: Also at Vienna University of Technology, Vienna, Austria
  - 2: Also at CERN, European Organization for Nuclear Research, Geneva, Switzerland
  - 3: Also at Institut Pluridisciplinaire Hubert Curien, Université de Strasbourg, Université de Haute Alsace Mulhouse, CNRS/IN2P3, Strasbourg, France
  - 4: Also at National Institute of Chemical Physics and Biophysics, Tallinn, Estonia
  - 5: Also at Skobeltsyn Institute of Nuclear Physics, Lomonosov Moscow State University, Moscow, Russia
  - 6: Also at Universidade Estadual de Campinas, Campinas, Brazil
  - 7: Also at California Institute of Technology, Pasadena, U.S.A.
  - 8: Also at Laboratoire Leprince-Ringuet, Ecole Polytechnique, IN2P3-CNRS, Palaiseau, France
  - 9: Also at Zewail City of Science and Technology, Zewail, Egypt
  - 10: Also at Suez Canal University, Suez, Egypt
  - 11: Also at Cairo University, Cairo, Egypt
  - 12: Also at Fayoum University, El-Fayoum, Egypt
  - 13: Also at British University in Egypt, Cairo, Egypt
  - 14: Now at Ain Shams University, Cairo, Egypt
  - 15: Also at Université de Haute Alsace, Mulhouse, France
  - 16: Also at Joint Institute for Nuclear Research, Dubna, Russia
  - 17: Also at Brandenburg University of Technology, Cottbus, Germany
  - 18: Also at The University of Kansas, Lawrence, U.S.A.
  - 19: Also at Institute of Nuclear Research ATOMKI, Debrecen, Hungary
  - 20: Also at Eötvös Loránd University, Budapest, Hungary
  - 21: Also at Tata Institute of Fundamental Research - HECR, Mumbai, India
  - 22: Now at King Abdulaziz University, Jeddah, Saudi Arabia
  - 23: Also at University of Visva-Bharati, Santiniketan, India
  - 24: Also at University of Ruhuna, Matara, Sri Lanka
  - 25: Also at Isfahan University of Technology, Isfahan, Iran
  - 26: Also at Sharif University of Technology, Tehran, Iran
  - 27: Also at Plasma Physics Research Center, Science and Research Branch, Islamic Azad University, Tehran, Iran
  - 28: Also at Laboratori Nazionali di Legnaro dell'INFN, Legnaro, Italy
  - 29: Also at Università degli Studi di Siena, Siena, Italy
  - 30: Also at Centre National de la Recherche Scientifique (CNRS) - IN2P3, Paris, France
  - 31: Also at Purdue University, West Lafayette, U.S.A.
  - 32: Also at Universidad Michoacana de San Nicolas de Hidalgo, Morelia, Mexico
  - 33: Also at National Centre for Nuclear Research, Swierk, Poland
  - 34: Also at Institute for Nuclear Research, Moscow, Russia
  - 35: Also at Faculty of Physics, University of Belgrade, Belgrade, Serbia
  - 36: Also at Facoltà Ingegneria, Università di Roma, Roma, Italy
  - 37: Also at Scuola Normale e Sezione dell'INFN, Pisa, Italy
  - 38: Also at University of Athens, Athens, Greece
  - 39: Also at Paul Scherrer Institut, Villigen, Switzerland
  - 40: Also at Institute for Theoretical and Experimental Physics, Moscow, Russia
  - 41: Also at Albert Einstein Center for Fundamental Physics, Bern, Switzerland
  - 42: Also at Gaziosmanpasa University, Tokat, Turkey
  - 43: Also at Adiyaman University, Adiyaman, Turkey
  - 44: Also at Cag University, Mersin, Turkey

- 45: Also at Mersin University, Mersin, Turkey
- 46: Also at Izmir Institute of Technology, Izmir, Turkey
- 47: Also at Ozyegin University, Istanbul, Turkey
- 48: Also at Kafkas University, Kars, Turkey
- 49: Also at Istanbul University, Faculty of Science, Istanbul, Turkey
- 50: Also at Mimar Sinan University, Istanbul, Istanbul, Turkey
- 51: Also at Kahramanmaras Sütcü Imam University, Kahramanmaras, Turkey
- 52: Also at Rutherford Appleton Laboratory, Didcot, United Kingdom
- 53: Also at School of Physics and Astronomy, University of Southampton, Southampton, United Kingdom
- 54: Also at INFN Sezione di Perugia; Università di Perugia, Perugia, Italy
- 55: Also at Utah Valley University, Orem, U.S.A.
- 56: Also at University of Belgrade, Faculty of Physics and Vinca Institute of Nuclear Sciences, Belgrade, Serbia
- 57: Also at Argonne National Laboratory, Argonne, U.S.A.
- 58: Also at Erzincan University, Erzincan, Turkey
- 59: Also at Yildiz Technical University, Istanbul, Turkey
- 60: Also at Texas A&M University at Qatar, Doha, Qatar
- 61: Also at Kyungpook National University, Daegu, Korea