



PUBLISHED FOR SISSA BY SPRINGER

RECEIVED: July 30, 2015

REVISED: October 26, 2015

ACCEPTED: November 18, 2015

PUBLISHED: December 9, 2015

Vector boson production at hadron colliders: transverse-momentum resummation and leptonic decay

Stefano Catani,^a Daniel de Florian,^{b,c} Giancarlo Ferrera^d and Massimiliano Grazzini^{1e}^a*INFN — Sezione di Firenze and Dipartimento di Fisica e Astronomia,
Università di Firenze, I-50019 Sesto Fiorentino, Florence, Italy*^b*Departamento de Física, FCEYN, Universidad de Buenos Aires,
(1428) Pabellón 1 Ciudad Universitaria, Capital Federal, Argentina*^c*International Center for Advanced Studies (ICAS), UNSAM,
Campus Miguelete, 25 de Mayo y Francia, 1650 Buenos Aires, Argentina*^d*Dipartimento di Fisica, Università di Milano and INFN — Sezione di Milano,
I-20133 Milan, Italy*^e*Physik-Institut, Universität Zürich,
CH-8057 Zürich, Switzerland**E-mail:* catani@fi.infn.it, de Florian@gmail.com,
giancarlo.ferrera@mi.infn.it, grazzini@physik.uzh.ch

ABSTRACT: We consider the transverse-momentum (q_T) distribution of Drell-Yan lepton pairs produced, via W and Z/γ^* decay, in hadronic collisions. At small values of q_T , we resum the logarithmically-enhanced perturbative QCD contributions up to next-to-next-to-leading logarithmic accuracy. Resummed results are consistently combined with the known $\mathcal{O}(\alpha_S^2)$ fixed-order results at intermediate and large values of q_T . Our calculation includes the leptonic decay of the vector boson with the corresponding spin correlations, the finite-width effects and the full dependence on the final-state lepton(s) kinematics. The computation is encoded in the numerical program **DYRes**, which allows the user to apply arbitrary kinematical cuts on the final-state leptons and to compute the corresponding distributions in the form of bin histograms. We present a comparison of our results with some of the available LHC data. The inclusion of the leptonic decay in the resummed calculation requires a theoretical discussion on the q_T recoil due to the transverse momentum of the produced vector boson. We present a q_T recoil procedure that is directly applicable to q_T resummed calculations for generic production processes of high-mass systems in hadron collisions.

KEYWORDS: Resummation, QCD**ARXIV EPRINT:** [1507.06937](https://arxiv.org/abs/1507.06937)¹On leave of absence from INFN, Sezione di Firenze, Sesto Fiorentino, Florence, Italy.

Contents

1	Introduction	1
2	Transverse-momentum resummation	3
3	Numerical results at the LHC	14
3.1	Inclusive results at fixed q_T	15
3.2	Vector boson production at the LHC	23
4	Summary	31
A	Lepton angular distribution and q_T recoil in transverse-momentum resummation	32

1 Introduction

The production of high-mass lepton pairs through the Drell-Yan (DY) mechanism [1] is a benchmark hard-scattering process at hadron colliders. It provides important tests of the Standard Model (SM) with both precise measurements of its fundamental parameters and, at the same time, stringent constraints on new physics.

It is thus a major task to achieve accurate theoretical predictions for the DY production cross section and related kinematical distributions. This requires, in particular, the evaluation of QCD radiative corrections, which can be perturbatively computed as power series expansion in the strong coupling α_S . The total cross section [2, 3] and the rapidity distribution [4] of the vector boson are known up to the next-to-next-to-leading order (NNLO) in perturbative QCD. Two independent fully exclusive NNLO calculations, which include the leptonic decay of the vector boson, have been performed [5–9]. Electroweak (EW) radiative corrections are also available for both W [10–14] and Z/γ^* [15–18] production. Mixed QCD-EW corrections have been considered in refs. [19–22].

A particularly relevant observable is the transverse-momentum (q_T) distribution of the vector boson. To obtain a precise measurement of the W mass it is important to have accurate theoretical calculations of the W and Z bosons q_T spectra. In the large- q_T region ($q_T \sim m_V$), where the transverse momentum is of the order of the vector boson mass m_V , QCD corrections are known up to $\mathcal{O}(\alpha_S^2)$ [23–25], and these results were extended in refs. [26, 27] with the inclusion of the dependence on the leptonic decay variables. Very recently the fully exclusive $\mathcal{O}(\alpha_S^3)$ computation of vector boson production in association with a jet has been performed in ref. [28] (in the case of W production) and ref. [29] (in the case of Z/γ^* production).

The bulk of the vector boson cross section is produced in the small- q_T region ($q_T \ll m_V$), where the reliability of the fixed-order expansion is spoiled by the presence of large

logarithmic corrections, $\alpha_S^n (m_V^2/q_T^2) \ln^m(m_V^2/q_T^2)$ (with $0 \leq m \leq 2n - 1$), of soft and collinear origin. To obtain reliable predictions, these logarithmically-enhanced terms have to be evaluated and systematically resummed to all orders in perturbation theory [30–44]. In recent years, the resummation of small- q_T logarithms has been reformulated [45–57] by using Soft Collinear Effective Theory (SCET) methods and transverse-momentum dependent (TMD) factorization.

The resummed and fixed-order calculations, which are valid at small and large values of q_T , respectively, can be consistently matched at intermediate values of q_T to achieve a uniform theoretical accuracy for the entire range of transverse momenta.

In this paper we compute the vector boson transverse-momentum distribution [58, 59] by using the resummation formalism proposed in refs. [40–42], which can be applied to a generic process in which a high-mass system of non strongly-interacting particles is produced in hadronic collisions [41, 42, 60–74]. Other phenomenological studies of the DY q_T distribution, which combine resummed and fixed-order perturbative results at different levels of theoretical accuracy, can be found in refs. [75–93]. Within the studies in refs. [75–93], the kinematical dependence on the momenta of the final-state leptons is considered only in the RESBOS calculation [77, 78, 92] and in the calculations of refs. [79] and [91].

Hadron collider experiments can directly measure only the decay products of vector bosons in finite kinematical regions. Therefore, it is important to include the vector boson leptonic decay in the theoretical calculations, by retaining the kinematics of the final-state leptons. In this way it is possible to obtain predictions for the transverse-momentum distribution of the measured leptons. This is specially relevant in the case of W production where, because of the final-state neutrino, the transverse momentum of the vector boson can only be reconstructed through a measure of the hadronic recoil. Moreover, in both cases of W and Z production, the inclusion of the leptonic decay allows one to apply kinematical selection cuts, thus providing a more realistic simulation of the actual experimental analysis.

In ref. [58, 59] we have presented a resummed computation of the transverse-momentum spectrum for Z/γ^* production at Tevatron energies. We have combined resummation at the next-to-next-to-leading logarithmic (NNLL) accuracy in the small- q_T region with the fixed-order results at $\mathcal{O}(\alpha_S^2)$ in the large- q_T region. This leads to a calculation with uniform theoretical accuracy from small to intermediate values of q_T . In particular, the integral over the range $0 \leq q_T \leq q_{T\max}$ ($q_{T\max}$ is a generic upper limit in the small- q_T region) of the q_T distribution includes the complete perturbative terms up to NNLO. Moreover, at large values of q_T the calculation implements a unitarity constraint that guarantees to exactly reproduce the NNLO value of the total cross section after integration over q_T . In this paper we extend the NNLL+NNLO calculation of ref. [59] to W boson production, and we include the leptonic decay of the vector boson with the corresponding spin correlations. The spin of the vector boson dynamically correlates the decaying lepton momenta with the transverse momentum acquired by the vector boson through its production mechanism. Therefore, the inclusion of the full dependence on the lepton decay variables in the resummed calculation requires a theoretical discussion on the treatment of the q_T recoil due to the transverse momentum of the vector boson. We treat the q_T recoil by introducing a general procedure that is directly applicable to q_T resummed calculations for generic production processes of

high-mass systems in hadron collisions. The calculation presented in this paper parallels the one performed in ref. [62] for the case of SM Higgs boson production, with the non-trivial additional complication of dealing with the spin correlations that are absent in the Higgs boson case. Our vector boson computation is implemented in the numerical code `DYRes`, which allows the user to apply arbitrary kinematical cuts on the final-state leptons and to compute the corresponding relevant distributions in form of bin histograms. The code `DYRes` is publicly available and it can be downloaded from the URL address <http://pcteserver.mi.infn.it/~ferrera/dyres.html>.

The paper is organized as follows. In section 2 we briefly review the resummation formalism of refs. [40–42], and we discuss the main features of q_T resummation for the DY process with full dependence on final-state lepton variables. In section 3 we present our quantitative results for vector boson production at LHC energies. Section 3.1 is devoted to the q_T spectrum of the vector boson after integration over the final-state leptons. We present results at different orders of logarithmic accuracy, we study the corresponding dependence on scale variations, and we briefly comment on uncertainties due to parton densities and on non-perturbative effects. In section 3.2 we compare our numerical results for Z/γ^* and W production with some of the available LHC data, and we also study the impact of transverse-momentum resummation on lepton kinematical variables. In section 4 we summarize our results. The appendix presents a detailed discussion of q_T recoil and of its implementation.

2 Transverse-momentum resummation

In this section we briefly recall the main features of the transverse-momentum resummation formalism that we use in this paper. A more detailed discussion of the resummation formalism can be found in refs. [40–42, 44]. In ref. [59] we have considered NNLL resummation for the q_T distribution of the vector boson after integration over the kinematical variables of the decaying leptons and the rapidity of the vector boson. In this paper we extend the results of ref. [59] to include the entire kinematical dependence on the final-state leptons. The presentation in this section parallels that of section 2 in ref. [59] and, in particular, we highlight the main differences that arise in the treatment of the rapidity of the vector boson and, especially, of the lepton kinematics.

We consider the inclusive hard-scattering process

$$h_1(P_1) + h_2(P_2) \rightarrow V(q) + X \rightarrow l_3(p_3) + l_4(p_4) + X, \quad (2.1)$$

where the collision of the two hadrons h_1 and h_2 with momenta P_1^μ and P_2^μ produces the vector boson V ($V = W^+, W^-, Z$ and/or γ^*) with total momentum q^μ , which subsequently decays in the lepton pair $l_3 l_4$, and X denotes the accompanying final-state radiation. We consider high values of the invariant mass M of the lepton pair (in general, M differs from the on-shell mass m_V of the vector boson V), and we treat the colliding hadrons and the leptons in the massless approximation ($P_1^2 = P_2^2 = p_3^2 = p_4^2 = 0$) throughout the paper. In a reference frame where the colliding hadrons are back-to-back, the momentum

q^μ is fully specified by the invariant mass M ($M^2 = q^2$), the two-dimensional transverse-momentum vector \mathbf{q}_T (with magnitude $q_T = \sqrt{\mathbf{q}_T^2}$ and azimuthal angle $\phi_{\mathbf{q}_T}$) and the rapidity y ($y = \frac{1}{2} \ln \frac{q \cdot P_2}{q \cdot P_1}$) of the vector boson. Analogously the momentum p_j^μ of the lepton l_j ($j = 3, 4$) is specified by the lepton rapidity y_j and transverse momentum \mathbf{p}_{Tj} .

The kinematics of the lepton pair is completely specified by six independent variables (e.g., the three-momenta of the two leptons). For our purposes, it is convenient to use the vector boson momentum q^μ to select four independent variables. Therefore, the final-state lepton kinematics is fully determined by the vector boson momentum $q^\mu = p_3^\mu + p_4^\mu$ and by two additional and *independent* variables that specify the angular distribution of the leptons with respect to the vector boson momentum q^μ . We generically denote these two additional kinematical variables as $\mathbf{\Omega} = \{\Omega_A, \Omega_B\}$. These two independent variables can be chosen in different ways. For instance, we can use longitudinally boost invariant variables such as the rapidity difference $y_3 - y$ and the azimuthal angle ϕ_3 (or the azimuthal angle difference $\phi_3 - \phi_{\mathbf{q}_T}$) of the lepton l_3 and the vector boson in the hadronic back-to-back reference frame. Alternatively, we can use the polar and azimuthal angles $\{\theta', \phi'\}$ of one lepton in a properly specified rest frame of the vector boson (such as, for instance, the Collins-Soper rest frame [94]). Independently of the actual specification of the variables $\mathbf{\Omega}$, the most general fully-differential hadronic cross section is expressed in terms of the sixfold differential distribution

$$\frac{d\sigma_{h_1 h_2 \rightarrow l_3 l_4}}{d^2 \mathbf{q}_T dM^2 dy d\mathbf{\Omega}}(\mathbf{q}_T, M, y, s, \mathbf{\Omega}), \tag{2.2}$$

where $s = (P_1 + P_2)^2 = 2P_1 \cdot P_2$ is the square of the hadronic centre-of-mass energy. Obviously, the differential distribution also depends on the EW parameters (including the mass m_V of the vector boson V): unless otherwise specified, this dependence is not explicitly denoted throughout the paper.

The differential hadronic cross section can be written as

$$\begin{aligned} \frac{d\sigma_{h_1 h_2 \rightarrow l_3 l_4}}{d^2 \mathbf{q}_T dM^2 dy d\mathbf{\Omega}}(\mathbf{q}_T, M, y, s, \mathbf{\Omega}) &= \sum_{a_1, a_2} \int_0^1 dx_1 \int_0^1 dx_2 f_{a_1/h_1}(x_1, \mu_F^2) f_{a_2/h_2}(x_2, \mu_F^2) \\ &\times \frac{d\hat{\sigma}_{a_1 a_2 \rightarrow l_3 l_4}}{d^2 \mathbf{q}_T dM^2 d\hat{y} d\mathbf{\Omega}}(\mathbf{q}_T, M, \hat{y}, \hat{s}, \mathbf{\Omega}; \alpha_S(\mu_R^2), \mu_R^2, \mu_F^2), \end{aligned} \tag{2.3}$$

where $f_{a/h}(x, \mu_F^2)$ ($a = q_f, \bar{q}_f, g$) are the parton densities of the colliding hadron h at the factorization scale μ_F , $d\hat{\sigma}_{a_1 a_2 \rightarrow l_3 l_4}$ are the differential partonic cross sections, $\hat{s} = x_1 x_2 s$ is the square of the partonic centre-of-mass energy, $\hat{y} = y - \ln \sqrt{x_1/x_2}$ is the vector boson rapidity with respect to the colliding partons, and μ_R is the renormalization scale. Note that the partonic cross sections do not have any explicit dependence on hadronic kinematical variables, since the leptonic variables $\mathbf{\Omega}$ are specified with respect to q^μ . The partonic cross section $d\hat{\sigma}_{a_1 a_2 \rightarrow l_3 l_4}$ is computable in QCD perturbation theory as a power series expansion in the QCD coupling α_S .

In the region where $q_T \sim M$, the perturbative expansion of the partonic cross section starts at $\mathcal{O}(\alpha_S)$. In this region the value of the auxiliary scales μ_F and μ_R can be chosen to

be of the order of M , and the QCD perturbative series is controlled by a small expansion parameter $\alpha_S(M^2)$. Therefore, fixed-order calculations of the partonic cross section are theoretically justified. The QCD radiative corrections are known analytically up to $\mathcal{O}(\alpha_S^2)$ after integration over the lepton angular variables [24, 25] and with the inclusion of the full dependence on these angular variables [26, 27]. The numerical results at $\mathcal{O}(\alpha_S^2)$ can be obtained also from the fully-exclusive calculations of refs. [5–9]. Results at $\mathcal{O}(\alpha_S^3)$ can be derived from the recent numerical computations of $W + \text{jet}$ production [28] and $Z/\gamma^* + \text{jet}$ production [29].

In the small q_T region ($q_T \ll M$), the perturbative computation of the partonic cross section starts at $\mathcal{O}(\alpha_S^0)$ through the leading-order (LO) EW process $q_f \bar{q}_{f'} \rightarrow V$ of quark-antiquark annihilation. In this region, the QCD radiative corrections are known up to NNLO (i.e., $\mathcal{O}(\alpha_S^2)$) in analytic form [98] by neglecting corrections of $\mathcal{O}(q_T/M)$ (these corrections can directly be extracted from refs. [24–27]). The complete (i.e., by including corrections of $\mathcal{O}(q_T/M)$) NNLO result can be obtained from the numerical computations of refs. [5–8]. However, in the small q_T region the convergence of the fixed-order perturbative expansion is spoiled by the presence of powers of large logarithmic terms, $\alpha_S^n (M^2/q_T^2) \ln^m(M^2/q_T^2)$ (with $0 \leq m \leq 2n - 1$). In particular, these terms become singular in the limit $q_T \rightarrow 0$. To obtain reliable predictions these terms have to be resummed to all orders.

Within our formalism, the resummation is performed at the level of the partonic cross section, which is decomposed as follows:

$$\left[d\hat{\sigma}_{a_1 a_2 \rightarrow l_3 l_4} \right] = \left[d\hat{\sigma}_{a_1 a_2 \rightarrow l_3 l_4}^{(\text{res.})} \right] + \left[d\hat{\sigma}_{a_1 a_2 \rightarrow l_3 l_4}^{(\text{fin.})} \right]. \quad (2.4)$$

Here we have introduced a shorthand notation: the symbol $\left[d\hat{\sigma}_{a_1 a_2 \rightarrow l_3 l_4} \right]$ denotes the multidifferential partonic cross section that appears as the last factor in the right-hand side of eq. (2.3). The first term, $d\hat{\sigma}^{(\text{res.})}$, on the right-hand side of eq. (2.4) is the *resummed* component. It contains all the logarithmically-enhanced contributions (at small q_T) that have to be resummed to all orders in α_S . The second term, the *finite* component $d\hat{\sigma}^{(\text{fin.})}$, is free of such contributions and thus it can be evaluated at fixed order in perturbation theory. Note that part of the non-singular (i.e., not logarithmically-enhanced) contributions can also be included in $d\hat{\sigma}^{(\text{res.})}$, and we comment later about this point.

The resummation of the logarithmic contributions has to be carried out in the impact parameter (b) space [30–36, 75] to fulfil the important constraint of transverse-momentum conservation for inclusive multiparton radiation. The impact parameter \mathbf{b} is the conjugate variable to \mathbf{q}_T through a Fourier transformation. The small- q_T region ($q_T \ll M$) corresponds to the large- b region ($bM \gg 1$) and the logarithmic terms $\ln(M^2/q_T^2)$ become large logarithmic contributions $\ln(M^2 b^2)$ in b space. The resummed component of the cross section is then obtained by performing the inverse Fourier transformation (or the Bessel transformation in eq. (2.6)) from \mathbf{b} space to \mathbf{q}_T space. The resummed component of the partonic cross section in eq. (2.4) can be expressed as

$$\left[d\hat{\sigma}_{a_1 a_2 \rightarrow l_3 l_4}^{(\text{res.})} \right] = \sum_{b_1, b_2 = q_f, \bar{q}_{f'}} \frac{d\hat{\sigma}_{b_1 b_2 \rightarrow l_3 l_4}^{(0)}}{d\Omega} \frac{1}{\hat{s}} \hat{W}_{a_1 a_2, b_1 b_2 \rightarrow V}(q_T^2, M, \hat{y}, \hat{s}; \alpha_S(\mu_R^2), \mu_R^2, \mu_F^2), \quad (2.5)$$

where

$$\begin{aligned} \hat{W}_{a_1 a_2, b_1 b_2 \rightarrow V}(q_T^2, M, \hat{y}, \hat{s}; \alpha_S, \mu_R^2, \mu_F^2) \\ = \int_0^\infty \frac{db}{2\pi} b J_0(bq_T) \mathcal{W}_{a_1 a_2, b_1 b_2 \rightarrow V}(b, M, \hat{y}, \hat{s}; \alpha_S, \mu_R^2, \mu_F^2), \end{aligned} \quad (2.6)$$

and $J_0(x)$ is the 0th-order Bessel function. The factor $d\hat{\sigma}_{b_1 b_2 \rightarrow l_3 l_4}^{(0)}$ in the right-hand side of eq. (2.5) is the Born level differential cross section for the partonic subprocess $q_f \bar{q}_{f'} \rightarrow V \rightarrow l_3 l_4$ of quark-antiquark annihilation, where the quark flavours f and f' can be either different (if $V = W^\pm$) or equal (if $V = Z, \gamma^*$). This factor is of purely EW origin, and it completely encodes the dependence on the lepton kinematical variables Ω . We postpone more detailed comments on $d\hat{\sigma}^{(0)}$ (see eq. (2.12) and the discussion therein). The QCD radiative corrections and their associated dependence on $\ln(M^2 b^2)$ are embodied in the resummed factor $\mathcal{W}_{a_1 a_2, b_1 b_2 \rightarrow V}$, which depends on the produced vector boson V but it is independent of the decay leptons (in particular, it does not depend on Ω). The integrand \mathcal{W} in eq. (2.6) depends on $\mathbf{b}^2 = b^2$ and the inverse Fourier transformation is recast in terms of the Bessel transformation through the integration over the azimuthal angle of \mathbf{b} . Note that the resummation factor $\hat{W}_{a_1 a_2, b_1 b_2 \rightarrow V}$ depends on q_T^2 and it does not contain any dependence on the azimuthal angle ϕ_{q_T} of \mathbf{q}_T . This azimuthal independence is a feature of transverse-momentum resummation [36] for the production processes of colourless systems (such as vector bosons) through quark-antiquark annihilation. In contrast, logarithmically-enhanced azimuthal correlations enter transverse-momentum resummation for processes initiated by gluon-gluon fusion [43] (such as Higgs boson production) and for production of systems that carry colour charges (such as heavy quarks) [95] through either quark-antiquark annihilation or gluon-gluon fusion.

The all-order resummation structure of $\mathcal{W}_{a_1 a_2, b_1 b_2 \rightarrow V}$ in eq. (2.6) can be organized in exponential form [41, 42]. The exponentiated structure is directly evident by considering the ‘double’ (N_1, N_2) Mellin moments $\mathcal{W}_V^{(N_1, N_2)}(b, M)$ of the function $\mathcal{W}_V(b, M, \hat{y}, \hat{s})$ with respect to the variables $z_1 = e^{+\hat{y}} M / \sqrt{\hat{s}}$ and $z_2 = e^{-\hat{y}} M / \sqrt{\hat{s}}$ at fixed M . We have¹

$$\begin{aligned} \mathcal{W}_V^{(N_1, N_2)}(b, M; \alpha_S(\mu_R^2), \mu_R^2, \mu_F^2) = \mathcal{H}_V^{(N_1, N_2)}(M; \alpha_S(\mu_R^2), M/\mu_R, M/\mu_F, M/Q) \\ \times \exp\{\mathcal{G}^{(N_1, N_2)}(\alpha_S(\mu_R^2), \tilde{L}; M/\mu_R, M/Q)\}, \end{aligned} \quad (2.7)$$

where the dependence on b (and on the large logarithm $\ln(M^2 b^2)$) is denoted by defining and introducing the logarithmic expansion parameter $\tilde{L} \equiv \ln(Q^2 b^2 / b_0^2 + 1)$ with $b_0 = 2e^{-\gamma_E}$ ($\gamma_E = 0.5772\dots$ is the Euler number). The scale $Q \sim M$, named resummation scale [60], which appears in the right-hand side of eq. (2.7), parametrizes the arbitrariness in the resummation procedure. Although $\mathcal{W}_V^{(N_1, N_2)}$ does not depend on Q when evaluated to all perturbative orders, its explicit dependence on Q occurs when it is computed by truncation of the resummed expression at some level of logarithmic accuracy (see eq. (2.8)). Variations

¹For the sake of simplicity, in this presentation we omit the explicit dependence on the parton indices $\{a_1 a_2, b_1 b_2\}$. This simplified notation applies to the case of a sole parton species or, more precisely, to flavour non-singlet partonic channels (see refs. [41, 42] for the general case).

of Q around M can thus be used to estimate the size of yet uncalculated higher-order logarithmic contributions.

The contribution $\exp\{\mathcal{G}^{(N_1, N_2)}\}$ in the right-hand side of eq. (2.7) includes the Sudakov form factor and collinear-evolution terms. This contribution (which does not depend on the factorization scale μ_F) is universal (i.e. process independent), namely, it is independent on the produced vector boson V and, more generally, it occurs in transverse-momentum resummation for all the processes that are initiated by quark-antiquark annihilation at the LO level. The generalized form factor $\exp\{\mathcal{G}^{(N_1, N_2)}\}$ contains all the terms that order-by-order in α_S are logarithmically divergent as $b \rightarrow \infty$ (or, equivalently, as $q_T \rightarrow 0$). The all-order expression of the form factor can be systematically expanded in terms of functions $g^{(k)}(\alpha_S \tilde{L})$ of the resummation parameter $\alpha_S(\mu_R^2) \tilde{L}$ (each function $g^{(k)}(\alpha_S \tilde{L})$ resums terms $\alpha_S^n \tilde{L}^n$ and it is defined such that $g^{(k)}(0) = 0$). The resummed logarithmic expansion of $\mathcal{G}^{(N_1, N_2)}$ in powers of $\alpha_S(\mu_R^2)$ reads

$$\begin{aligned} & \mathcal{G}^{(N_1, N_2)}(\alpha_S(\mu_R^2), \tilde{L}; M/\mu_R, M/Q) \\ &= \tilde{L} g^{(1)}(\alpha_S(\mu_R^2) \tilde{L}) + g^{(2)(N_1, N_2)}(\alpha_S(\mu_R^2) \tilde{L}; M/\mu_R, M/Q) \\ & \quad + \frac{\alpha_S(\mu_R^2)}{\pi} g^{(3)(N_1, N_2)}(\alpha_S(\mu_R^2) \tilde{L}; M/\mu_R, M/Q) + \dots, \end{aligned} \quad (2.8)$$

where the term $\tilde{L} g^{(1)}$ collects the leading logarithmic (LL) contributions, the function $g^{(2)}$ includes the next-to-leading logarithmic (NLL) contributions [37–39], $g^{(3)}$ controls the NNLL terms [49, 96] and so forth. The function $\mathcal{H}_V^{(N_1, N_2)}$ depends on the specific process of vector boson production and it is due to hard-virtual and collinear contributions. This function does not depend on the impact parameter b (it includes all the perturbative contributions to $\mathcal{W}_V^{(N_1, N_2)}$ that behave as constants in the limit $b \rightarrow \infty$) and, therefore, it can be expanded in powers of $\alpha_S = \alpha_S(\mu_R^2)$ as

$$\mathcal{H}_V^{(N_1, N_2)}(M; \alpha_S) = 1 + \frac{\alpha_S}{\pi} \mathcal{H}_V^{(1)(N_1, N_2)} + \left(\frac{\alpha_S}{\pi}\right)^2 \mathcal{H}_V^{(2)(N_1, N_2)} + \dots. \quad (2.9)$$

The next-to-leading order (NLO) term $\mathcal{H}_V^{(1)(N_1, N_2)}$ is known since a long time [97], and the NNLO term $\mathcal{H}_V^{(2)(N_1, N_2)}$ has been obtained more recently by two independent calculations in refs. [98] and [99]. The explicit form of the functions $\mathcal{G}^{(N_1, N_2)}$ and $\mathcal{H}_V^{(1)(N_1, N_2)}$ and, in particular, their dependence on the Mellin moment indices (N_1, N_2) can be found in ref. [41] and in appendix A of ref. [42].

Incidentally, we recall that the generalized form factor $\exp\{\mathcal{G}\}$ is known up to NNLL accuracy also for processes initiated by the gluon fusion mechanism [43, 49, 100–102], and that the $\mathcal{O}(\alpha_S^2)$ collinear coefficients (which contribute to the NNLO term in eq. (2.9)) are also known for all possible partonic channels [44, 98, 99, 103, 104]. Owing to the universality structure of transverse-momentum resummation, these results and those for the $q\bar{q}$ annihilation channel (which contribute to vector boson production) can be directly implemented in resummed calculations for production processes of generic high-mass systems.

The finite component $d\hat{\sigma}^{(\text{fin.})}$ in eq. (2.4) has to be evaluated starting from the usual fixed-order perturbative truncation of the partonic cross section and subtracting the ex-

pansion of the resummed part at the same perturbative order. We have

$$\left[d\hat{\sigma}_{a_1 a_2 \rightarrow l_3 l_4}^{(\text{fin.})} \right]_{\text{f.o.}} = \left[d\hat{\sigma}_{a_1 a_2 \rightarrow l_3 l_4} \right]_{\text{f.o.}} - \left[d\hat{\sigma}_{a_1 a_2 \rightarrow l_3 l_4}^{(\text{res.})} \right]_{\text{f.o.}}, \quad (2.10)$$

where the subscript f.o. denotes the perturbative truncation at the order f.o. (NLO, NNLO and so forth). The customary fixed-order component $[d\hat{\sigma}_{a_1 a_2}]_{\text{f.o.}}$ (and consequently also the finite component) definitely contains azimuthal correlations with respect to \mathbf{q}_T , although these are not logarithmically-enhanced in the small- q_T region.

To obtain NLL+NLO accuracy we have to include the functions $g^{(1)}$ and $g^{(2)(N_1, N_2)}$ in the generalized form factor $\mathcal{G}^{(N_1, N_2)}$ of eq. (2.8), the function $\mathcal{H}_V^{(1)(N_1, N_2)}$ in the hard/collinear factor $\mathcal{H}_V^{(N_1, N_2)}$ of eq. (2.9) and the finite component of eq. (2.10) up to $\mathcal{O}(\alpha_S)$. To reach NNLL+NNLO accuracy we need to include also the functions $g^{(3)(N_1, N_2)}$, $\mathcal{H}_V^{(2)(N_1, N_2)}$ and the finite component up to $\mathcal{O}(\alpha_S^2)$.² This matching procedure between resummed and finite contributions guarantees to achieve uniform theoretical accuracy over the entire range of transverse momenta. In particular, we remark that the inclusion of $\mathcal{H}_V^{(2)(N_1, N_2)}$ in the resummed component at the NNLL+NNLO level is essential to achieve NNLO accuracy in the small- q_T region (considering a generic upper limit value $q_{T\text{max}}$, the integral over the range $0 \leq q_T \leq q_{T\text{max}}$ of the q_T distribution at the NNLL+NNLO level includes the complete perturbative terms up to NNLO). An analogous remark applies to the inclusion of $\mathcal{H}_V^{(1)(N_1, N_2)}$ at the NLL+NLO level.

We have so far illustrated the resummation formalism for the most general sixfold differential partonic cross section $[d\hat{\sigma}_{a_1 a_2 \rightarrow l_3 l_4}]$ (and for the corresponding hadronic cross section in eq. (2.3)). Starting from $[d\hat{\sigma}_{a_1 a_2 \rightarrow l_3 l_4}]$ and performing integrations over some kinematical variables, we can obtain resummed results for more inclusive q_T -dependent distributions. For instance, integrating over the lepton kinematical variables $\mathbf{\Omega}$, we obtain the q_T cross section $d\sigma/(d^2\mathbf{q}_T dM^2 dy)$ at fixed invariant mass and rapidity of the lepton pair. The corresponding resummed component of the partonic cross section, as obtained from eq. (2.5), is

$$\begin{aligned} & \frac{d\hat{\sigma}_{a_1 a_2 \rightarrow l_3 l_4}^{(\text{res.})}}{d^2\mathbf{q}_T dM^2 d\hat{y}}(\mathbf{q}_T, M, \hat{y}, \hat{s}; \alpha_S, \mu_R^2, \mu_F^2) \\ &= \sum_{b_1, b_2 = q_f, \bar{q}_{f'}} \hat{\sigma}_{b_1 b_2 \rightarrow l_3 l_4}^{(0)}(M^2) \frac{1}{\hat{s}} \hat{W}_{a_1 a_2, b_1 b_2 \rightarrow V}(q_T^2, M, \hat{y}, \hat{s}; \alpha_S, \mu_R^2, \mu_F^2), \end{aligned} \quad (2.11)$$

where $\hat{\sigma}_{q_f \bar{q}_{f'} \rightarrow l_3 l_4}^{(0)}(M^2)$ is the Born level (EW) total cross section for the partonic subprocess $q_f \bar{q}_{f'} \rightarrow V \rightarrow l_3 l_4$. By performing an additional integration over the rapidity y of the vector

²This classification of the resummed+matched expansion exactly coincides with that of refs. [41, 59]. We simply note that we are using labels that differ from those used in refs. [41, 59]. The various terms of the expansion are denoted here (analogously to ref. [62]) with the labels NLL+NLO and NNLL+NNLO, whereas they were denoted in refs. [41, 59] with the corresponding labels NLL+LO and NNLL+NLO. The fixed-order labels NLO and NNLO used here directly refer to the perturbative accuracy in the small- q_T region (which corresponds to the perturbative accuracy of the total cross section), whereas the labels LO and NLO used in refs. [41, 59] were directly referring to the perturbative accuracy in the large- q_T region.

boson (lepton pair), we obtain $d\sigma/(d^2\mathbf{q}_T dM^2)$ and the corresponding resummed component of the partonic cross section simply involves the integration over \hat{y} of the resummed factor $\hat{W}(q_T^2, M, \hat{y}, \hat{s})$ in eqs. (2.5) and (2.11) (or, equivalently, the factor $\mathcal{W}(b, M, \hat{y}, \hat{s})$ in eq. (2.6)). After integration over \hat{y} , the ensuing resummed factor depends on M and \hat{s} , and it can be conveniently expressed in exponentiated form [41] by considering ‘single’ N Mellin moments with respect to the variable $z = M^2/\hat{s}$ at fixed M . The resummed expression for these ‘single’ N moments is exactly obtained by simply setting $N_1 = N_2 = N$ in eqs. (2.7)–(2.9). Our resummed calculation of $d\sigma/(d^2\mathbf{q}_T dM^2)$ was discussed in ref. [58, 59], and it is implemented in the numerical code DYqT. In refs. [58, 59] we presented detailed quantitative results for vector boson production at Tevatron energies. Results from DYqT at LHC energies are presented in the following section 3.1.

Within our formalism the resummation of the large terms $\ln(M^2/q_T^2)$ at small values of q_T is achieved by first performing the Fourier transformation of the q_T cross section (or, more precisely, of its singular behaviour in the small- q_T region) from q_T space to b space (incidentally, the renormalization scale μ_R and the others auxiliary scales Q and μ_F are kept fixed and, especially, *independent* of q_T in the integration over q_T of the Fourier transformation). In b space, the large logarithmic variable (whose dependence has to be resummed) is \tilde{L} , at large values of b . Note that in the context of the resummation approach, the parameter $\alpha_S(\mu_R^2)\tilde{L}$ is formally considered to be of order unity. Therefore, the ratio of two successive terms in the expansion (2.8) is formally of $\mathcal{O}(\alpha_S(\mu_R^2))$ (with no \tilde{L} enhancement). In this respect the resummed logarithmic expansion in eq. (2.8) is as systematic as any customary fixed-order expansion in powers of $\alpha_S(\mu_R^2)$. Analogously to any perturbative expansions, the perturbative terms $g^{(k)(N_1, N_2)}(\alpha_S(\mu_R^2)\tilde{L}; M/\mu_R, M/Q)$ in eq. (2.8) have an explicit logarithmic dependence on $\ln(M/\mu_R)$ or $\ln(M/Q)$ (see, e.g., eqs. (22) and (23) in ref. [41]). Therefore, to avoid additional large logarithmic enhancements that would spoil the formal behaviour of the expansion in eq. (2.8), the renormalization scale μ_R has to be set at a value of the order of $M \sim Q$. A completely analogous reasoning applies to the μ_F dependence of $\mathcal{H}_V^{(N_1, N_2)}(M; \alpha_S(\mu_R^2), M/\mu_R, M/\mu_F, M/Q)$ in the expansion of eq. (2.9) and, therefore, we should set $\mu_F \sim M$. In other words, once the enhanced perturbative dependence on $b^2 M^2$ (i.e., on the two different scales M and $1/b$) is explicitly resummed (albeit at a definite logarithmic accuracy), we are effectively dealing with a single-scale observable at the hard scale M and we can set $\mu_R \sim \mu_F \sim M$ in both the resummed and finite components of the q_T cross section in eq. (2.4).

We remark that setting $\mu = \mathcal{O}(M)$ (here μ generically denotes the auxiliary scales μ_R, μ_F, Q) does not mean that the q_T cross section is physically controlled by parton radiation with intensity that is proportional to $\alpha_S(M^2)$. The resummed form factor $\exp\{\mathcal{G}^{(N_1, N_2)}\}$ in eq. (2.7) (and the ensuing logarithmic expansion in eq. (2.8)) is produced by multiparton radiation with intensity that is proportional to $\alpha_S(k^2)$ and k^2 is a dynamical scale that varies in the range $M^2 > k^2 > 1/b^2$ (see, for instance, eq. (19) in ref. [41]), where $1/b^2$ can be physically identified with q_T^2 at small values of q_T . Setting $\mu \sim M$ in eqs. (2.7) and (2.8) corresponds, roughly speaking, to consider the scale range $\mu^2 > k^2 > 1/b^2$ (it does not correspond to set $k^2 \sim \mu^2 \sim M^2$).

We recall [41] a feature of our resummation formalism. The small- q_T singular contributions that are resummed in eqs. (2.5) (or eq. (2.11)) are controlled by the large logarithmic

parameter $\ln(M^2/q_T^2)$, which corresponds to $L = \ln(Q^2 b^2/b_0^2)$ (with $Q \sim M$) in b space at $b \rightarrow \infty$. In our resummation formula (2.7), we actually use the logarithmic parameter $\tilde{L} = \ln(Q^2 b^2/b_0^2 + 1)$ [60]. The motivations to use the logarithmic parameter \tilde{L} are detailed in ref. [41] (see, in particular, the appendix B and the comments that accompany eqs. (16)-(18) and eqs. (74)-(75) in ref. [41]), and here we simply limit ourselves to recalling some aspects. In the relevant resummation region $bQ \gg 1$, we have $\tilde{L} = L + \mathcal{O}(1/(Q^2 b^2))$ and, therefore, \tilde{L} and L are fully equivalent to arbitrary logarithmic accuracy (in other words, the replacement $\tilde{L} \leftrightarrow L$ simply modifies the partition of small- q_T non-singular contributions between the two components in the right-hand side of eq. (2.4)). However, L and \tilde{L} have a very different behaviour as $b \rightarrow 0$ (and, thus, they differently affect the q_T cross section in the large- q_T region³). When $bQ \ll 1$, we have $L \gg 1$ and, therefore, the replacement $\tilde{L} \rightarrow L$ in eq. (2.7) would produce the resummation of large and unjustified perturbative contributions in the large- q_T region (strictly speaking, the replacement $\tilde{L} \rightarrow L$ leads to a q_T cross section that is even not integrable over q_T when $q_T \rightarrow \infty$: see, in particular, eqs. (131) and (132) of the arXiv version of ref. [41] and related accompanying comments). In contrast, when $bQ \ll 1$ we have $\tilde{L} \rightarrow 0$ and $\mathcal{G}^{(N_1, N_2)} \rightarrow 0$. Therefore, the use of \tilde{L} reduces the impact of unjustified large contributions that can be introduced in the small- b region through the resummation procedure. Moreover, the behaviour of the form factor $\exp\{\mathcal{G}^{(N_1, N_2)}\}$ at $b = 0$ is related to the integral over q_T of the q_T -dependent cross section and, since we have $\exp\{\mathcal{G}^{(N_1, N_2)}\} = 1$ at $b = 0$, our resummation formalism fulfils a perturbative *unitarity constraint* [41]: after inclusion of the finite component as in eq. (2.10), the integration over q_T of our resummed q_T cross sections recovers the fixed-order predictions for the total cross sections. Specifically, the integral over \mathbf{q}_T of $d\sigma/(d^2\mathbf{q}_T dM^2 dy)$ and $d\sigma/(d^2\mathbf{q}_T dM^2)$ at the NNLL+NNLO (NLL+NLO) accuracy completely and exactly (i.e., with no additional higher-order contributions) agrees with the rapidity distribution $d\sigma/(dM^2 dy)$ and the total cross section $d\sigma/dM^2$ at NNLO (NLO) accuracy, respectively. In summary, the expressions (2.7) and (2.8) in terms of the logarithmic parameter \tilde{L} correctly resum the large parametric dependence on $\ln(bQ)$ at large values of bQ and they introduce parametrically-small perturbative contributions at intermediate or small values of bQ (the coefficients of the perturbative corrections are proportional to powers of \tilde{L} with $\tilde{L} \sim \mathcal{O}(1)$ if $bQ \sim \mathcal{O}(1)$ or $\tilde{L} \ll 1$ if $bQ \ll 1$). After having combined the resummed calculation at N^k LL accuracy with the complete N^k LO calculation, as in eqs. (2.4) and (2.10), these parametrically-small corrections produce residual terms that start to contribute at the N^{k+1} LO level. Therefore, the use of \tilde{L} has the purpose of reducing the impact of unjustified and large higher-order (i.e., beyond the N^k LO level) contributions that can be possibly introduced at intermediate and large values of q_T through the resummation of the logarithmic perturbative behaviour at small values of q_T . In particular, no residual higher-order contributions are introduced in the case of the total (integrated over q_T) cross section (which is the most basic quantity that is not affected by logarithmically-enhanced perturbative corrections).

³The contribution of the integral in eq. (2.6) from the integration region where $b \lesssim \mathcal{O}(1/M) \sim \mathcal{O}(1/Q)$ always gives (provided $\mathcal{W}(b, M)$ is integrable over such region) a non-singular contribution to the q_T cross section in the small- q_T region.

We add some relevant comments about the dependence of the resummed cross section on the kinematical variables $\mathbf{\Omega}$ that specify the angular distribution of the leptons with respect to the vector boson. By direct inspection of eqs. (2.5) and (2.11) we see that they involve exactly the same resummation factor \hat{W} . The only difference between the right-hand side of these equations arises from the Born level factors $d\hat{\sigma}^{(0)}/d\mathbf{\Omega}$ and $\hat{\sigma}^{(0)}$, which are related as follows through the integration over $\mathbf{\Omega}$:

$$\frac{d\hat{\sigma}_{q_f\bar{q}_{f'}\rightarrow l_3l_4}^{(0)}}{d\mathbf{\Omega}} = \hat{\sigma}_{q_f\bar{q}_{f'}\rightarrow l_3l_4}^{(0)}(M^2) F_{q_f\bar{q}_{f'}\rightarrow l_3l_4}(\mathbf{q}_T/M; M^2, \mathbf{\Omega}) , \quad (2.12)$$

with the normalization condition

$$\int d\mathbf{\Omega} F_{q_f\bar{q}_{f'}\rightarrow l_3l_4}(\mathbf{q}_T/M; \mathbf{\Omega}) = 1 . \quad (2.13)$$

Although both factors depend on EW parameters (EW couplings, mass and width of the vector boson), they have a different dependence on the relevant kinematical variables. The vector boson distribution $d\sigma^{(\text{res.})}/(d^2\mathbf{q}_T dM^2 dy)$ (and, analogously, $d\sigma^{(\text{res.})}/(d^2\mathbf{q}_T dM^2)$) involves the Born level total cross section $\hat{\sigma}^{(0)}(M^2)$, which depends on M^2 , whereas the less inclusive leptonic distribution $d\sigma^{(\text{res.})}/(d^2\mathbf{q}_T dM^2 dy d\mathbf{\Omega})$ involves the Born level differential cross section $d\hat{\sigma}^{(0)}/d\mathbf{\Omega}$ that additionally depends on $\mathbf{\Omega}$ and *also* on the transverse momentum \mathbf{q}_T of the lepton pair (see the function F in the right-hand side of eq. (2.12)). To our knowledge the q_T dependence of $d\hat{\sigma}^{(0)}/d\mathbf{\Omega}$ has not received much attention in the previous literature on transverse-momentum resummation and, therefore, we discuss this issue with some details in appendix A. Physically, this q_T dependence is a necessary consequence of transverse-momentum conservation and it arises as a q_T -recoil effect in transverse-momentum resummation. At the LO in perturbation theory the lepton angular distribution is determined by the Born level production and decay process of the vector boson, which carries a vanishing transverse momentum. Through the resummation procedure at fixed lepton momenta, higher-order contributions due to *soft* and *collinear* multiparton radiation *dynamically* produce a finite value of the transverse momentum q_T of the lepton pair, and this finite value of q_T has to be distributed between the two lepton momenta by affecting the lepton angular distribution. This q_T -recoil effect on the Born level angular distribution is a non-singular contribution to the q_T cross section at small values of q_T and, therefore, it is not directly and unambiguously computable through transverse-momentum resummation. In other words, the Born level function F in eq. (2.12) has the form

$$F_{q_f\bar{q}_{f'}\rightarrow l_3l_4}(\mathbf{q}_T/M; M^2, \mathbf{\Omega}) = F_{q_f\bar{q}_{f'}\rightarrow l_3l_4}(\mathbf{0}; M^2, \mathbf{\Omega}) + \mathcal{O}(q_T/M) , \quad (2.14)$$

where $F(\mathbf{0}; M^2, \mathbf{\Omega})$ is uniquely determined, whereas the small- q_T corrections of $\mathcal{O}(q_T/M)$ has to be properly specified. In any physical computations of lepton observables (i.e., in any computations that avoid possible unphysical behaviour due to violation of momentum conservation for the decay process $q = p_3(l_3) + p_4(l_4)$) through transverse-momentum resummation, a consistent q_T -recoil prescription has to be actually (either explicitly or implicitly) implemented.⁴ Note that, after having combined the resummed and finite com-

⁴The dynamical treatment of the q_T recoil is embedded in the formulation of transverse-momentum (k_T) factorization [105–109] of hard-scattering processes at high energy (at small x).

ponents as in eqs. (2.4) and (2.10), the $\mathcal{O}(q_T/M)$ recoil effects lead to contributions that start at $\mathcal{O}(\alpha_S^3)$ (i.e., N³LO) in the case of our resummed calculation at NNLL+NNLO accuracy (correspondingly, these contributions start at $\mathcal{O}(\alpha_S^2)$ in the case of NLL+NLO accuracy). Obviously there are infinite ways of implementing the q_T -recoil effect, and in appendix A we explicitly describe a very general and consistent procedure.⁵ Note that the q_T -recoil effect completely cancels after integration over the leptonic variables Ω (see eq. (2.13)).

Our resummed calculation of the sixfold differential distribution in eq. (2.2) is implemented in the numerical code **DYRes**, which allows the user to apply arbitrary kinematical cuts on the momenta of the final-state leptons and to compute the corresponding relevant distributions in form of bin histograms. We add some comments on the numerical implementation of our calculation. In eqs. (2.7)–(2.9) we have illustrated the structure of the resummed component in the double (N_1, N_2) Mellin space. Through the inverse Mellin transformation, this structure can equivalently be expressed in terms of convolutions with respect to longitudinal momentum fractions x_1 and x_2 (see eq. (2.3)). In the **DYRes** code, the Mellin inversion is carried out numerically. The results for the NNLO term $\mathcal{H}_V^{(2)}$ in eq. (2.9) are presented in ref. [98] in analytic form directly in (x_1, x_2) space. These results have to be transformed in Mellin space. Then, the Mellin inversion requires the numerical evaluation of some basic N -moment functions that appear in the expression of $\mathcal{H}_V^{(2)(N_1, N_2)}$: this evaluation has to be performed for complex values of N , and we use the numerical results of ref. [110–113]. This implementation of the resummed component is completely analogous to that of the **DYqT** code [58, 59] and of other previous computations [42]. Nonetheless, the efficient generation of ‘vector boson events’ according to the multidifferential distribution of eq. (2.4) and the inclusion of the leptonic decay are technically non trivial, and this requires substantial improvements in the computational speed of the numerical code that evaluates the resummed component of the cross section. The fixed-order (NLO and NNLO) cross section in eq. (2.10) and then the finite component of the cross section in eq. (2.4) are evaluated through an appropriate modification of the **DYNNLO** code [8]: **DYNNLO** is particularly suitable to this purpose, since it is based on the q_T subtraction formalism [114], which uses the transverse-momentum resummation formalism to construct the subtraction counterterms.

Using the resummation expansion parameter \tilde{L} in eq. (2.7) and the matching procedure (which implements the perturbative unitarity constraint on the total cross section) with the complete fixed-order calculation, our resummation formalism [41] formally achieves a uniform theoretical accuracy in the region of small and intermediate values of q_T , and it avoids the introduction of large unjustified higher-order contributions in the large- q_T re-

⁵The q_T -recoil issue is not a specific issue of leptonic decay in vector boson production. The issue is completely general (see appendix A), and it arises in any q_T resummed calculation for the production of a set of particles with measured momenta at fixed total transverse momentum q_T (e.g., diphoton, diboson, or heavy-quark pair production). A noticeable exception (as discussed in appendix A) is the production of a SM Higgs boson and its subsequent decay. In this case, due to the spin-0 nature of the Higgs boson, the q_T dependence of the corresponding Born level function $F(q_T/M; M^2, \Omega)$ can be entirely determined by kinematics [62], without the necessity of specifying q_T -recoil effects of dynamical origin.

gion. In the large- q_T region, the results of the resummed calculation are consistent with the customary fixed-order results and, typically [41, 59], show larger theoretical uncertainties (e.g., larger dependence with respect to auxiliary-scale variations) with respect to the corresponding fixed-order results. This feature is not unexpected, since the theoretical knowledge (and the ensuing resummation) of large logarithmic contributions at small q_T cannot improve the theoretical predictions at large values of q_T . In the large- q_T region, where the resummed calculation shows ‘unjustified’ large uncertainties and ensuing loss of predictivity with respect to the fixed-order calculation, the reliability of the resummed calculation is superseded by that of the fixed-order calculation. In this large- q_T region, we can simply use the theoretical results of the fixed-order calculation. In the computation of quantities that directly and explicitly depend on q_T (e.g., the transverse-momentum spectrum of the vector boson), it is relatively straightforward to identify and select ‘a posteriori’ the large- q_T region where the resummed calculation is superseded by the fixed-order calculation. In the present work, however, we are also interested in studying kinematical distributions of the vector boson decay products: our goal is thus to generate the *full* kinematics of the vector boson and its (leptonic) decay, to apply the required acceptance cuts, and to compute the relevant distributions of the lepton kinematical variables. In this framework, the actual results can become sensitive to the large- q_T region in which the resummed calculation cannot improve the accuracy of the fixed-order calculation. To reduce this sensitivity, in the DYRes implementation of the resummed calculation we thus introduce a smooth switching procedure at large value of q_T by replacing the resummed cross section in eq. (2.4) as follows:

$$\left[d\hat{\sigma}_{a_1 a_2 \rightarrow l_3 l_4} \right] \rightarrow w(q_T) \left(\left[d\hat{\sigma}_{a_1 a_2 \rightarrow l_3 l_4}^{(\text{res.})} \right] + \left[d\hat{\sigma}_{a_1 a_2 \rightarrow l_3 l_4}^{(\text{fin.})} \right] \right) + (1 - w(q_T)) \left[d\hat{\sigma}_{a_1 a_2 \rightarrow l_3 l_4} \right]_{\text{f.o.}}, \quad (2.15)$$

where the function $w(q_T)$ is defined as

$$w(q_T) = \begin{cases} 1 & q_T \leq q_T^{\text{sw.}} \\ f(q_T) & q_T > q_T^{\text{sw.}} \end{cases} \quad (2.16)$$

and the function $f(q_T)$ is chosen as

$$f(q_T) = \exp \left\{ - \frac{(q_T^{\text{sw.}} - q_T)^2}{2\Delta q_T^2} \right\}. \quad (2.17)$$

We have quantitatively checked that the value of the parameter $q_T^{\text{sw.}}$ can be ‘suitably’ chosen in the large- q_T region, and that both parameters $q_T^{\text{sw.}}$ and Δq_T can be consistently chosen so as not to spoil our unitarity constraint (in section 3.1 we show that the integral over q_T of our NLL+NLO and NNLL+NNLO resummed results still reproduces well the NLO and NNLO total cross sections). We note that we do not introduce any switching procedure in the DYqT calculation (though, its introduction is feasible) since, as previously mentioned, the identification of the large- q_T region is straightforward in the computation of $d\sigma/(d^2\mathbf{q}_T dM^2)$.

We recall [41] that the resummed form factor $\exp\{\mathcal{G}(\alpha_S, \tilde{L})\}$ of eq. (2.7) is singular at very large values of b . The singularity occurs in the region $b \gtrsim 1/\Lambda_{\text{QCD}}$, where Λ_{QCD}

is the momentum scale of the Landau pole of the perturbative running coupling $\alpha_S(\mu^2)$. This singularity is the ‘perturbative’ signal of the onset of non-perturbative (NP) phenomena at very large values of b (which practically affect the region of very small transverse momenta). In this region NP effects cannot any longer be regarded as small quantitative corrections and they have to be taken into account in QCD calculations. A simple and customary procedure to include NP effects is as follows. The singular behaviour of the perturbative form factor $\exp\{\mathcal{G}(\alpha_S, \tilde{L})\}$ is removed by using a regularization procedure⁶ and the resummed expression in eq. (2.7) is then multiplied by a NP form factor and it is inserted as integrand of the b space integral in eq. (2.6). The regularization procedure that was used in the DYqT calculation [59] is the ‘minimal prescription’ of ref. [84, 115], which basically amounts to avoid the singularity of $\exp\{\mathcal{G}(\alpha_S, \tilde{L})\}$ by deforming the integration contour of eq. (2.6) in the complex b plane. In the DYRes calculation of the present work, we use a different regularization procedure by freezing the b dependence of $\exp\{\mathcal{G}(\alpha_S, \tilde{L})\}$ before reaching its singular point. The freezing procedure follows the ‘ b_* prescription’ of refs. [35, 36] and it is obtained by performing the replacement

$$b^2 \rightarrow b_*^2 = b^2 b_{\text{lim}}^2 / (b^2 + b_{\text{lim}}^2) \tag{2.18}$$

in the b dependence of $\mathcal{G}(\alpha_S, \tilde{L})$. The value of the parameter b_{lim} has to be large ($b_{\text{lim}} M \sim b_{\text{lim}} Q \gg 1$) but smaller than the value of b at which the singularity of $\exp\{\mathcal{G}(\alpha_S, \tilde{L})\}$ takes place (note that the replacement in eq. (2.18) has a negligible effect at small and intermediate values of b since $b_*^2 = b^2(1 + \mathcal{O}(b^2 Q^2 / b_{\text{lim}}^2 Q^2)) \simeq b^2$ if $bQ \lesssim 1$). The use of the b_* freezing procedure improves the (numerical) performances of the DYRes code. Additional comments on NP effects are presented in section 3.1.

3 Numerical results at the LHC

In this section we consider the processes $pp \rightarrow Z/\gamma^* \rightarrow l^+l^-$ and $pp \rightarrow W^\pm \rightarrow l\nu_l$ at LHC energies. We present our resummed results at NNLL+NNLO and NLL+NLO accuracy, and we compare them with some of the available LHC data. We compute the hadronic cross sections at NNLL+NNLO (NLL+NLO) accuracy by using the NNPDF3.0 NNLO (NLO) [116] parton densities functions (PDFs), with $\alpha_S(m_Z^2) = 0.118$ and with $\alpha_S(\mu_R^2)$ evaluated at 3-loop (2-loop) order. As in customary fixed-order calculations at high invariant mass ($M = \mathcal{O}(m_Z)$), we consider $N_f = 5$ flavours of light quarks and we treat them in the massless approximation.

As for the EW couplings, we use the so called G_μ scheme, where the input parameters are G_F , m_Z , m_W . In particular, we use the PDG 2014 [117] values $G_F = 1.1663787 \times 10^{-5} \text{ GeV}^{-2}$, $m_Z = 91.1876 \text{ GeV}$, $\Gamma_Z = 2.4952 \text{ GeV}$, $m_W = 80.385 \text{ GeV}$ and $\Gamma_W = 2.085 \text{ GeV}$ and in the case of W^\pm production, we use the (unitarity constrained) CKM matrix elements $V_{ud} = 0.97427$, $V_{us} = 0.22536$, $V_{ub} = 0.00355$, $V_{cd} = 0.22522$,

⁶We recall that the resummed form factor $\exp\{\mathcal{G}(\alpha_S, \tilde{L})\}$ produces a strong suppression ($\mathcal{G}(\alpha_S, \tilde{L}) \propto -\alpha_S \tilde{L}^2$) in the large- b region where $\alpha_S \tilde{L}^2 \gtrsim \mathcal{O}(1)$. Therefore, the choice of different regularization procedures mildly affects [30–33, 35, 36] the results since its effects are relevant only in the region $b \sim \mathcal{O}(1/\Lambda_{\text{QCD}})$ where the b integral is strongly damped by the form factor.

$V_{cs} = 0.97343$, $V_{cb} = 0.0414$. Our calculation implements the leptonic decays $Z/\gamma^* \rightarrow l^+l^-$ and $W \rightarrow l\nu_l$ (we include the effects of the Z/γ^* interference and of the finite width of the W and Z bosons) with the corresponding spin correlations and the full dependence on the kinematical variables of final state leptons. This allows us to take into account the typical kinematical cuts on final state leptons that are considered in the experimental analysis. As discussed in section 2, the resummed calculation at fixed lepton momenta requires a q_T -recoil procedure. We implement a procedure that is described in appendix A, and that is practically equivalent to compute the Born level distribution $d\hat{\sigma}^{(0)}/d\Omega$ of eqs. (2.5) and (2.12) in the Collins-Soper rest frame [94] (this is exactly the same procedure as used in other resummed calculations [74, 77–79]). As explained in section 2, the DYRes resummed calculation uses a smooth switching procedure (see eq. (2.15)) in the large- q_T region. In our numerical implementation the parameters in eq. (2.17) are chosen to be $\Delta q_T = M/(2\sqrt{2})$ and $q_T^{\text{sw}} = 3M/4$.

3.1 Inclusive results at fixed q_T

We start the presentation of our results by discussing some general features of the q_T spectrum that can be addressed at the inclusive level, i.e. after integration over the lepton angular variables Ω and over the rapidity y of the lepton pair. Unless otherwise specified, the numerical results of this subsection are obtained by using the code DYqT [58, 59]. The code DYqT is publicly available and it can be downloaded from the URL address <http://pcteserver.mi.infn.it/~ferrera/dyqt.html>.

We first consider the dependence on the auxiliary scales μ_F , μ_R and Q . These scales have to be set at values of the order of the invariant mass M of the produced system, with no definite preference for specific values. Then, scale variations around the chosen central value can be used to estimate the size of yet uncalculated higher-order terms and the ensuing perturbative uncertainties. In the NNLL+NNLO studies of refs. [41, 61, 62] on Higgs boson production, and in our previous work on vector boson production [59] the central reference values of the scales were chosen as $\mu_F = \mu_R = 2Q = m_F$, where m_F is the mass of the produced boson (the Higgs boson mass in the case of Higgs boson production, and the vector boson mass in the case of vector boson production). In the case of Higgs boson production, this choice gives consistent NLL+NLO and NNLL+NNLO results with a reduced scale dependence at NNLL+NNLO level and, in particular, with a nice overlap of the NLL+NLO and NNLL+NNLO uncertainty bands (see, e.g., figure 2 of ref. [61]). In the case of vector boson production, our previous studies were focused on Tevatron energies, and a similar pattern was observed [59]. When moving to vector boson production at LHC energies, we notice that the factorization-scale dependence exhibits a (slightly) different behaviour.

In figure 1 we present results for the q_T spectrum of on-shell Z bosons produced at the LHC ($\sqrt{s} = 8\text{ TeV}$) and the corresponding dependence on factorization-scale variations. In the left panel the central scale is $\mu_F = \mu_R = 2Q = m_Z$, while in the right panel the central scale is $\mu_F = \mu_R = Q = m_Z/2$. In both panels, we present the NLL+NLO and NNLL+NNLO results at the central scale and corresponding bands that are obtained by varying (up and down) the factorization scale by a factor of 2 around its corresponding

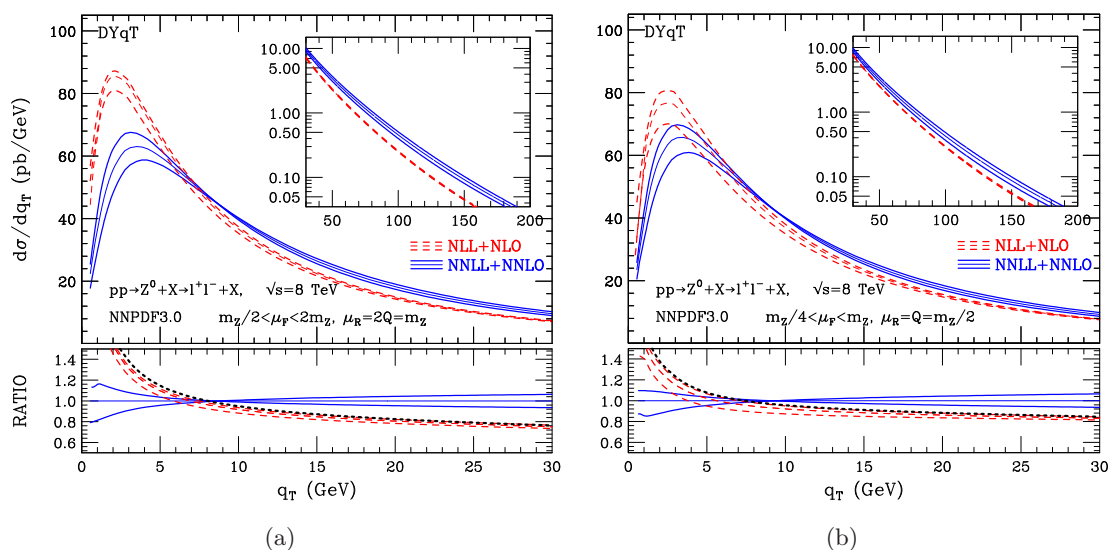


Figure 1. The q_T spectrum of Z bosons at the LHC ($\sqrt{s} = 8$ TeV). The bands of the NLL+NLO (red dashed) and NNLL+NNLO (blue solid) results are obtained by performing μ_F variations around the central values $\mu_F = m_Z$ (left panel) and $\mu_F = m_Z/2$ (right panel). The lower panel presents the ratio of the NLL+NLO and NNLL+NNLO results with respect to the NNLL+NNLO result at the central value of μ_F . The result of the convolution of the NLL+NLO partonic cross section with NNLO PDFs at the central value of μ_F is also reported (black dotted) in the lower panel.

central value. The lower panel in figures 1(a) and 1(b) presents the ratio of the various results with respect to the NNLL+NNLO result at the corresponding central scale. If $\mu_F = \mu_R = 2Q = m_Z$ is the central scale choice (left panel), we see that the factorization-scale bands at NLL+NLO and NNLL+NNLO accuracy never overlap, except for the tiny region around $q_T \sim 7$ GeV where they cross each other. The lack of overlap is particularly evident in the peak region, where the bulk of the events is placed: here the central NLL+NLO and NNLL+NNLO results differ by about 30%. We also notice that throughout the region of small and intermediate values of q_T ($q_T \lesssim 30$ GeV) the size of the NLL+NLO band is rather small and it is always (with the exception of a small region around $q_T \sim 8$ GeV) smaller than the size of the NNLL+NNLO band, and this suggests that an accidental cancellation of the μ_F dependence may occur at the NLL+NLO level with this choice of central scale. In the right panel we observe a μ_F -dependence behaviour that is qualitatively similar but quantitatively different from that in the left panel. If $\mu_F = \mu_R = Q = m_Z/2$ is the central scale choice (right panel), the NLL+NLO and NNLL+NNLO bands are closer and they overlap at small transverse momenta. The overlap occurs in a limited region of q_T that, nevertheless, includes the peak region. The shape of the spectra appears closer when going from NLL+NLO to NNLL+NNLO accuracy, and the NLL+NLO band is wider than the NNLL+NNLO one in the small and intermediate region of q_T . Note that the central values of μ_R are $\mu_R = m_Z$ and $\mu_R = m_Z/2$ in the left and right plot, respectively, but we have checked that this difference has little effect: the observed different behaviour is mainly due to the different central value of μ_F . In summary, the μ_F dependence observed

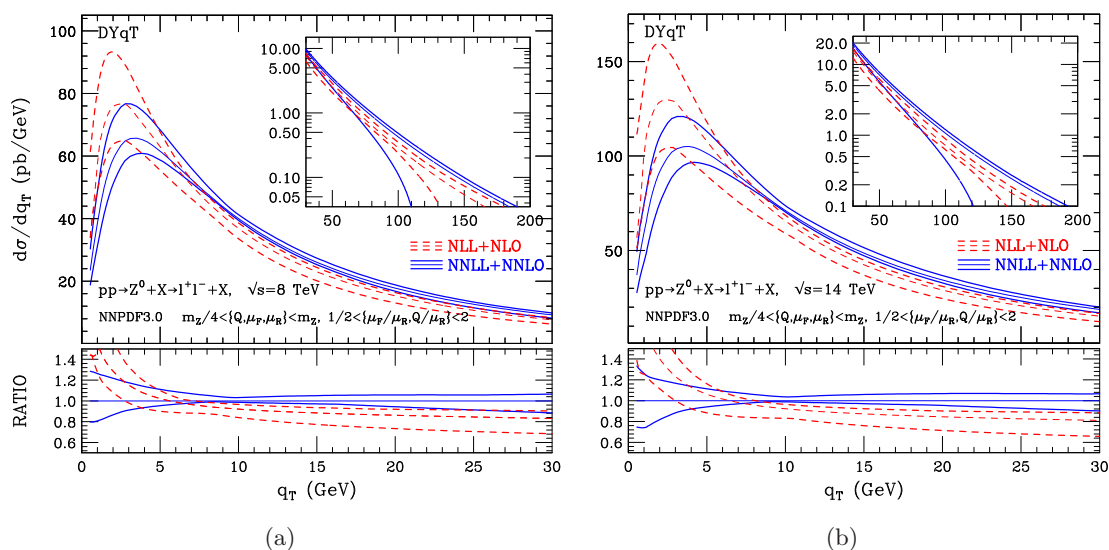


Figure 2. NLL+NLO (red dashed) and NNLL+NNLO (blue solid) results for the q_T spectrum of Z bosons at the LHC with energies $\sqrt{s} = 8$ TeV (left panel) and $\sqrt{s} = 14$ TeV (right panel). The NLL+NLO and NNLL+NNLO results with the central value $\mu_F = \mu_R = Q = m_Z/2$ of the scales are enclosed by corresponding bands. The bands are obtained by performing $\{\mu_F, \mu_R, Q\}$ variations (as described in the text) around the central value $m_Z/2$. The lower panel presents the ratio of the scale-dependent NLL+NLO and NNLL+NNLO results with respect to the NNLL+NNLO result at the central value of the scales.

in the left panel of figure 1 suggests that the corresponding scale variation bands (and especially the NLL+NLO band) are likely to underestimate the perturbative uncertainties of the calculation. Based on these observations, in the rest of the paper, we will adopt $\mu_F = \mu_R = Q = m_Z/2$ as reference values of the central scales.

The differences between the NLL+NLO and NNLL+NNLO results have a twofold origin. Part of the differences is due to the next-order radiative corrections in the partonic cross sections, and the remaining part is due to the increased order of the PDFs. To quantify the impact of these two different contributions, we have considered the result that is obtained by convoluting the NLL+NLO partonic cross sections with the NNLO PDFs. This result, at the central scales that are considered in figures 1(a) and 1(b), is reported (see the black dotted line) in the corresponding lower panel, and we can see that it is quite close to the NLL+NLO result with NLO PDFs. In other words, a large part of the quantitative differences between the NLL+NLO and NNLL+NNLO results is due to the corresponding differences at the level of the partonic cross sections.

The NLL+NLO and NNLL+NNLO results for the q_T spectrum of on-shell Z boson produced at the LHC with different collision energies are presented in figure 2. We consider two centre-of-mass energies: $\sqrt{s} = 8$ TeV (figure 2 left) and $\sqrt{s} = 14$ TeV (figure 2 right). At each logarithmic accuracy we present the result at the central value $\mu_F = \mu_R = Q = m_Z/2$ of the scales and a corresponding band. The bands provide an estimate of the perturbative uncertainties of the calculations due to missing higher-order contributions. The bands are obtained through independent variations of μ_F , μ_R and Q by following the procedure of

ref. [59]: we independently vary μ_F , μ_R and Q in the range $m_Z/4 \leq \{\mu_F, \mu_R, Q\} \leq m_Z$ with the constraints $0.5 \leq \mu_F/\mu_R \leq 2$ and $0.5 \leq Q/\mu_R \leq 2$. We remind the reader that the constraint on μ_F/μ_R is introduced to avoid large logarithmic contributions ($\ln(\mu_F/\mu_R)$ terms from the evolution of the parton densities) in the perturbative expansion of the hard/collinear factor \mathcal{H}_V of eq. (2.7). Analogously, the constraint on Q/μ_R avoids large logarithmic terms ($\ln(Q/\mu_R)$) in the resummed expansion of the form factor $\exp\{\mathcal{G}\}$ of eq. (2.7). The lower panels in figure 2 present the ratio of the scale-dependent NLL+NLO and NNLL+NNLO results with respect to the NNLL+NNLO result at the central value $\mu_F = \mu_R = Q = m_Z/2$ of the scales.

The region of small and intermediate values of q_T is shown in the main panels of figure 2. At fixed centre-of-mass energy the NNLL+NNLO q_T spectrum is harder than the spectrum at NLL+NLO accuracy. At fixed value of q_T the cross section sizeably increases by increasing the centre-of-mass energy from 8 TeV to 14 TeV. The shape of the NNLL+NNLO q_T spectrum is slightly harder at the higher energy. The NLL+NLO scale-variation band is wider than the NNLL+NNLO band. The NLL+NLO and NNLL+NNLO bands overlap at small transverse momenta and remain very close by increasing q_T (the differences with respect to the plot on the right-hand side of figure 1 are due to the additional dependence on μ_R and Q). The NNLL+NNLO (NLL+NLO) scale dependence is about $\pm 10\%$ ($\pm 20\%$) at the peak, it decreases to about $\pm 2\%$ ($\pm 7\%$) at $q_T \simeq 10$ GeV and increases to about $\pm 6\%$ ($\pm 10\%$) at $q_T \sim 25$ GeV. Since the NNLL+NNLO and NLL+NLO bands do not exactly touch each other in the region where $q_T \gtrsim 8$ GeV, one may argue that the ‘true’ perturbative uncertainty of the NNLL+NNLO result in this region is slightly larger than the size of the NNLL+NNLO scale dependence band (for instance, one may use [58] the difference between the NNLL+NNLO central scale result and the upper line of the NLL+NLO band in figure 2 to estimate the uncertainty of the NNLL+NNLO result).

The inset plots show the cross section in the large- q_T region. The resummation results obtained with DYqT and reported in the inset plots are presented for completeness and mainly for illustrative purposes. At large values of q_T ($q_T \gtrsim m_Z$) the resummed result loses predictivity, and its perturbative uncertainty becomes large. In this region of transverse momenta we see that the uncertainty band increases in going from the NLL+NLO to the NNLL+NNLO level. However, as already mentioned in section 2, at high q_T the resummation cannot improve the predictivity of fixed-order calculations and the DYqT result in figure 2 cannot be regarded as reference theoretical result. The resummed result has to be replaced by the standard fixed-order prediction. The NNLO (NLO) result (which is not shown in figure 2) lies inside the NNLL+NNLO (NLL+NLO) band and the former has a smaller scale dependence than the latter. We also note that, at high q_T , the preferred reference central scales μ_R and μ_F of the fixed-order prediction should be of the order of $\sqrt{m_Z^2 + q_T^2}$ (rather than of the order of m_Z).

We also recall that, increasing q_T throughout the high- q_T region, fixed-order QCD calculations are affected by additional and potentially-large logarithmic terms. These are collinear (fragmentation) contributions [118, 119], which become more relevant by increasing the ratio q_T/M , and soft (threshold) contributions [120–123], which become more relevant by increasing the ratio q_T/\sqrt{s} (or $q_T/\sqrt{\hat{s}}$).

We have so far discussed only uncertainties from missing higher-order contributions. Before moving to consider the case in which cuts on the final-state leptons are applied, we briefly discuss two additional sources of QCD uncertainties on the q_T spectrum: the uncertainty from PDFs and that from NP effects. We consider these effects in turn.

Modern sets of PDFs include an estimate of the errors (mainly experimental errors) in their determination from global data fits, and this estimate can then be used to compute the ensuing PDF uncertainty on the QCD calculation of hadron collider observables. In figure 3 we consider Z boson production at NNLL+NNLO accuracy. In figure 3 (a) we report the NNLL+NNLO results of figure 2 (a) ($\sqrt{s}=14$ TeV) and the effect of the PDF uncertainty at 68% CL on the NNLL+NNLO calculation at the central scale value $\mu_F = \mu_R = Q = m_Z/2$. In figure 3 (b) the scale-dependence and PDF-uncertainty bands are normalized to the central NNLL+NNLO prediction, and we present results at both energies $\sqrt{s}=8$ TeV (lower panel) and $\sqrt{s}=14$ TeV (upper panel). We see that the PDF uncertainty is smaller than the scale uncertainty. Moreover, the PDF uncertainty is approximately independent on the transverse momentum, and it has a value of about $\pm 3\%$ at both energies $\sqrt{s}=8$ TeV and $\sqrt{s}=14$ TeV.

NP effects are known to increasingly affect the transverse-momentum spectrum as q_T decreases towards $q_T \rightarrow 0$. A detailed study of these effects is beyond the scope of the present work. We limit ourselves to roughly estimate the possible impact of such effects, and we use a very simple model in which the perturbative form factor $\exp\{\mathcal{G}(\alpha_S, \tilde{L})$ in eq. (2.7) is multiplied by a NP form factor $S_{NP}(b) = \exp\{-g_{NP}b^2\}$, which produces a Gaussian smearing of the q_T distribution at small- q_T values. We vary the value of the parameter g_{NP} in a quite wide (‘conservative’) range, $0 \leq g_{NP} \leq 1.2 \text{ GeV}^2$, and in figure 3(a) (black band) we show the ensuing quantitative effects on the q_T spectrum. In figure 3(b) the NP effects are normalized with respect to the perturbative NNLL+NNLO result at central value of the scales.

Comparing the lower panels of figure 2 with figure 3, we can first make an overall qualitative comment. Perturbative corrections make the q_T spectrum harder in going from NLL+NLO to NNLL+NNLO accuracy, and this occurs at both small and intermediate values of q_T . NP effects increase the hardness of the q_T spectrum at small values of q_T and they are negligible at intermediate values of q_T . Therefore, we note a non trivial interplay of perturbative and NP effects. In particular, at small values of q_T higher-order perturbative contributions can be mimicked by NP effects.

At the quantitative level, in figure 3 we see that the NNLL+NNLO result supplemented with NP effects is very close to the perturbative result except in the very low q_T region ($q_T \lesssim 3 \text{ GeV}$), i.e. below the peak of the q_T distribution. In the region $3 \text{ GeV} \lesssim q_T \lesssim 10 \text{ GeV}$, the size of the NP band is similar to that of the PDF uncertainty band. At larger values of q_T , the NP effects vanish (the size of the NP band is smaller than about 2% starting from $q_T \sim 15 \text{ GeV}$).

We note that our simple model treats the regularization of the perturbative form factor (through the ‘minimal prescription’, see section 2) and the NP form factor in an uncorrelated way, and this produces a conservative estimate of NP uncertainties. In other words, the model underestimates the potential of the resummed calculation at very small values of q_T . For instance, the NP model can be improved by correlating the interplay

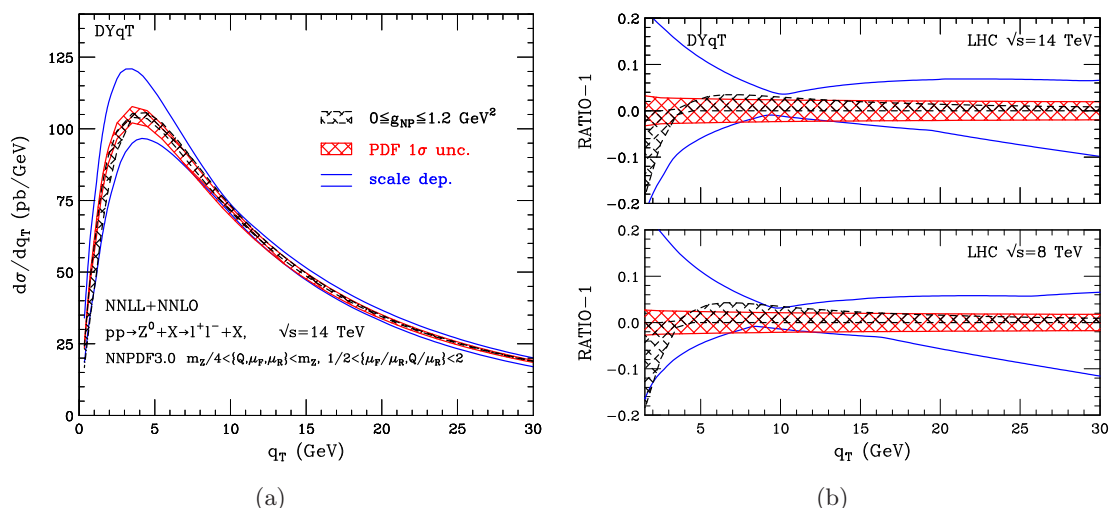


Figure 3. (a) The q_T spectrum at NNLL+NNLO accuracy for Z boson production at the LHC with $\sqrt{s} = 14$ TeV. Comparison of scale dependence (blue solid) and PDF (red crossed solid) uncertainties. The possible impact of NP effects is also shown (black crossed dashed). (b) The same results are normalized to the central NNLL+NNLO prediction at $\sqrt{s} = 14$ TeV (upper panel), and corresponding results are shown at $\sqrt{s} = 8$ TeV (lower panel).

between the perturbative form factor (and, e.g., its scale variation dependence) and the NP form factor (and the value of g_{NP}), and further constraints on the NP model can be possibly obtained by inputs from comparisons with experimental data.

In summary, from our brief discussion on the possible impact of NP effects for vector boson production at the LHC, we conclude that our conservative estimate leads to quantitative effects that are small and well within the scale variation dependence, still in the very low q_T region. A quantitatively similar conclusion applies to the effect of PDF uncertainties. Based on these observations (and for practical purposes), in the presentation of our results of section 3.2 we limit ourselves to considering only the perturbative calculation and the corresponding scale variation uncertainties.

We conclude this subsection by presenting a comparison between the DYqT results and the results of the ‘multidifferential’ program DYRes. When no cuts are applied on the final-state leptons, the q_T spectrum of the on-shell vector boson obtained with DYRes has to be in agreement with the one obtained with the numerical program DYqT. We have numerically checked that this is indeed the case. For illustrative purposes, we show the results of a comparison in figure 4. Here we consider the q_T spectrum for on-shell Z boson production at the LHC with $\sqrt{s} = 7$ TeV. The DYqT (solid line) and DYRes (histogram) results at central value of the scales are compared at both NLL+NLO (red) and NNLL+NNLO (blue) accuracy. At small and intermediate values of q_T (main plot in figure 4), the DYqT and DYRes results agree (within the statistical uncertainties of the DYRes code⁷) at both level of logarithmic accuracy. The quantitative degree of agreement is more clearly visible in the lower panel, which presents the result of the calculation of the binned ratio between

⁷Here and in the following the errors reported in the tables and on the histograms refer to a numerical estimate of the accuracy of the Monte Carlo integration in the DYNLO and DYRes codes.

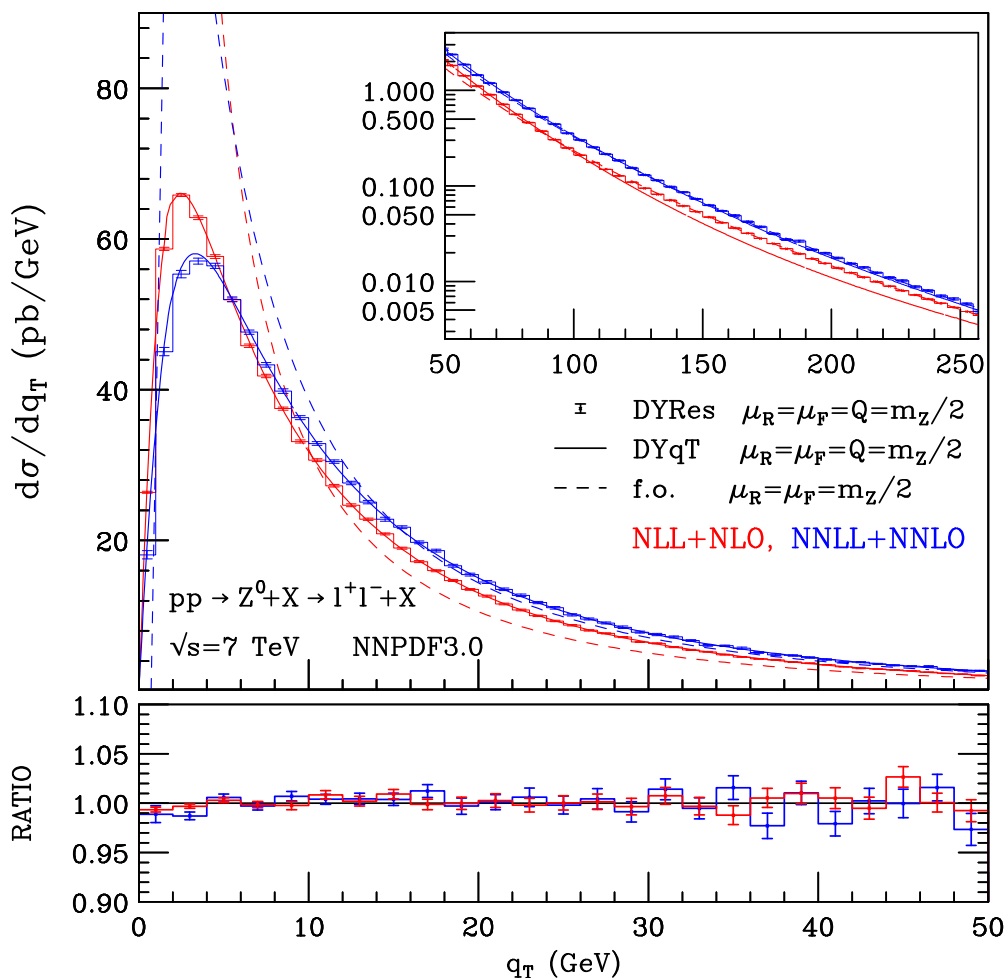


Figure 4. The q_T spectrum of on-shell Z bosons at the LHC ($\sqrt{s} = 7$ TeV). Comparison of the DYRes (histograms) and DYqT (solid lines) resummed results at NLL+NLO (red) and NNLL+NNLO (blue) accuracy. The corresponding fixed-order calculations (dashed lines) at $\mathcal{O}(\alpha_S)$ (red) and $\mathcal{O}(\alpha_S^2)$ (blue) are also shown. The ratio between the DYRes and DYqT results is shown in the lower panel.

the DYRes and DYqT results at both NLL+NLO and NNLL+NNLO accuracy. The ratio is everywhere consistent with unity within the numerical accuracy of its computation (the numerical errors in the computation of the binned ratio are below about 1% at small values of q_T , and they are still below about 2% in the region $30 \text{ GeV} \lesssim q_T \lesssim 50 \text{ GeV}$ where the value of the cross section sizeably decreases).

We recall (see section 2) that, at the inclusive level, the DYqT and DYRes calculations involve differences in the numerical implementation and two additional differences related to the treatment of the very low q_T and high- q_T regions. At very low values of q_T , the difference is due to the regularization procedure of the perturbative form factor for very large values of the impact parameter b : the DYqT calculation uses the ‘minimal prescription’, while the DYRes calculation uses the b_* freezing procedure. In our actual calculation with

Cross section [pb]	NLO	NLL+NLO	NNLO	NNLL+NNLO
$pp \rightarrow Z \rightarrow l^+l^-$	904.3 ± 0.2	904.6 ± 0.4	949.1 ± 0.7	947.3 ± 0.9
$pp \rightarrow W^{(\pm)} \rightarrow l^{(\pm)}\nu$	9819 ± 2	9813 ± 4	10337 ± 6	10328 ± 9

Table 1. Total cross sections at the LHC ($\sqrt{s} = 7$ TeV): fixed-order results and corresponding resummation results of the **DYRes** numerical program.

DYRes the value of b_{lim} in eq. (2.18) is set to $b_{\text{lim}} = b_{\text{max}}$, where b_{max} is the maximum value of b that can be reached before encountering the singularity of the perturbative form factor (setting $b_{\text{lim}} = b_{\text{max}}$ we do not introduce any additional regularization parameter, analogously to the case of the ‘minimal prescription’). The value of b_{max} depends on the renormalization and resummation scales μ_R and Q and, in the case of Z and W production around the central value of the scales, the typical value is $b_{\text{max}}Q \sim 1.2 \cdot 10^3 \mu_R/m_Z$. We have checked that the ‘minimal prescription’ and the choice $b_{\text{lim}} = b_{\text{max}}$ give basically the same numerical results, also at very small values of q_T ($q_T \sim 1$ GeV). This numerical agreement is also visible (lower panel in figure 4) from the ratio between the **DYRes** and **DYqT** results at low values of q_T .

At large values of q_T , the **DYRes** calculation implements the smooth switching procedure of eqs. (2.15)–(2.17). The large- q_T region is shown in the inset plot of figure 4, and here the differences between the **DYqT** and **DYRes** calculations are due to the smooth switching procedure. In the high- q_T region the **DYRes** result at NNLL+NNLO (NLL+NLO) accuracy basically agrees with the customary fixed-order result at $\mathcal{O}(\alpha_S^2)$ ($\mathcal{O}(\alpha_S)$). The differences between the **DYRes** and **DYqT** results (consistently) decrease in going from NLL+NLO to NNLL+NNLO accuracy, and they are small at the NNLL+NNLO level. At both level of logarithmic accuracy, the **DYRes** and **DYqT** results agree within their corresponding scale variation uncertainties (which are not shown in the inset plot), and the **DYRes** result has a reduced scale dependence (it matches the scale dependence of the corresponding fixed-order result). The introduction of the smooth switching procedure in the **DYRes** calculation has practically a negligible quantitative effect on the unitarity constraint that is fulfilled by the **DYqT** calculation. In table 1 we report the total cross sections for both Z and W production at $\sqrt{s} = 7$ TeV, and we compare the resummed **DYRes** results with the corresponding fixed-order results obtained with the **DYNNLO** code. We see that the NLL+NLO (NNLL+NNLO) total cross section agrees with the NLO (NNLO) result to better than 1% accuracy.

In the main plot of figure 4, we also present a complementary information on the results of the fixed-order calculations (dashed lines) at $\mathcal{O}(\alpha_S)$ (red dashed) and $\mathcal{O}(\alpha_S^2)$ (blue dashed). At intermediate values of q_T the differences between the resummed results at two subsequent orders are smaller than the differences between the corresponding fixed-order results at two subsequent orders. The differences between the resummed results and the corresponding fixed-order results sizeably increase by decreasing q_T . At small values of q_T , the result at $\mathcal{O}(\alpha_S)$ increases towards large positive values (they are outside the vertical size of the plot) and, in a first very small bin (not shown in the plot) around $q_T = 0$, the $\mathcal{O}(\alpha_S)$ result would be very large and negative. The result at $\mathcal{O}(\alpha_S^2)$ has a very

high unphysical peak (it is outside the vertical size of the plot) around $q_T \sim 4$ GeV, then it decreases towards very large negative values and, in a first very small bin (not shown in the plot) around $q_T = 0$, the $\mathcal{O}(\alpha_S^2)$ result would be very large and positive.

3.2 Vector boson production at the LHC

In this section we consider (q_T related) physical observables that depend on the individual lepton momenta and on the kinematics of the lepton pair. The dependence can be indirect, through the application of acceptance cuts, and direct, through the definition of the observable. Therefore, the resummed calculation presented in this section are performed by using the numerical program **DYRes**.

We start our presentation by considering the measurements of the q_T spectrum of dilepton pairs at the LHC with $\sqrt{s} = 7$ TeV, as reported by the CMS [124] and ATLAS [125] Collaborations with an integrated luminosity of 36 pb^{-1} and 4.7 fb^{-1} , respectively. The cuts that define the *fiducial* region in which the measurements are performed (our corresponding resummed calculation of the Z/γ^* spectrum is carried out in the same region) are as follows. In the case of the CMS analysis the invariant mass m_{ll} of the lepton pair is required to be in the range $60 \text{ GeV} < m_{ll} < 120 \text{ GeV}$, and the leptons must be in the central rapidity region, with pseudorapidity $|\eta^l| < 2.1$, and they have a transverse momentum $p_T^l > 20 \text{ GeV}$. In the case of the ATLAS analysis the fiducial region is defined by: $66 \text{ GeV} < m_{ll} < 116 \text{ GeV}$, $|\eta^l| < 2.4$ and $p_T^l > 20 \text{ GeV}$.

The results of our resummed calculation are shown in figure 5 (a) and (b). The blue-solid (red-dashed) histogram is the NNLL+NNLO (NLL+NLO) prediction for the q_T spectrum, which is normalized to the cross section in the fiducial region, and the points are the data with the corresponding experimental errors. The inset plot shows the high- q_T region. To facilitate the comparison between the data and the perturbative calculation we consider their ratio with respect to a reference theoretical result. We choose the NNLL+NNLO result at central values of the scales ($\mu_F = \mu_R = Q = m_Z/2$) as reference result. The lower panel shows the data and the scale dependent NNLL+NNLO prediction normalized to this reference theoretical prediction. The scale dependence band of the perturbative calculation is computed by varying μ_F , μ_R and Q as previously discussed in section 3.1: we vary μ_F , μ_R and Q in the range $m_Z/4 \leq \{\mu_F, \mu_R, Q\} \leq m_Z$, with the constraints $0.5 \leq \{\mu_F/\mu_R, Q/\mu_R\} \leq 2$. We see that our perturbative calculation is consistent with the data within the uncertainties. The scale variation bands at NLL+NLO and NNLL+NNLO accuracy overlap. Moreover, in going from NLL+NLO to NNLL+NNLO accuracy the perturbative uncertainty is reduced and the agreement between experimental data and theory prediction is improved. The perturbative uncertainty at NNLL+NNLO accuracy is about $\pm 10\%$ at the peak, it decreases to about $\pm 4\%$ at $q_T \sim 10 \text{ GeV}$, and it increases again to about $\pm 10\%$ at $q_T = 40 \text{ GeV}$. The comparison between our theoretical prediction and the CMS and ATLAS data is qualitatively similar, the main difference being that, due to the larger data sample, the experimental errors in the ATLAS analysis are significantly smaller.

We add a comment on the large- q_T region (see inset plots of figure 5), where the cross section is dominated by the fixed-order contribution. For very large q_T , i.e. $q_T \gg m_Z$, the physical hard scale of the process is of the order of q_T and not of the order of m_Z ,

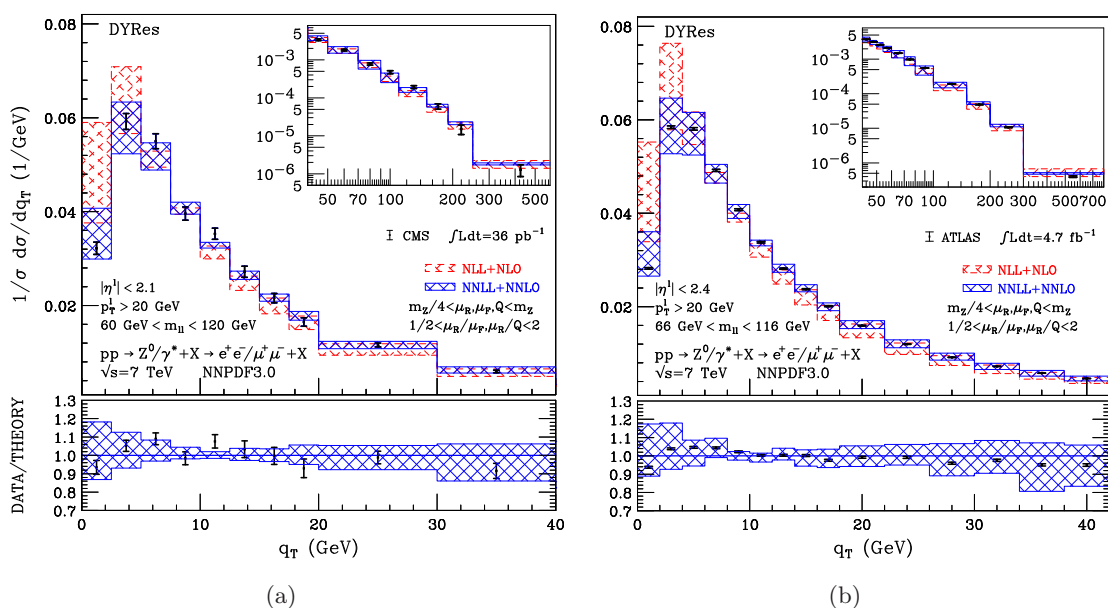


Figure 5. Vector boson production at the LHC with lepton selection cuts. The NLL+NLO (red) and NNLL+NNLO (blue) normalized q_T spectra for Z/γ^* production are compared with the CMS data of ref. [124] (left panel) and the ATLAS data of ref. [125] (right panel). The scale variation bands are obtained as described in the text. The inset plot shows the ratio of the data and of the scale dependent NNLL+NNLO result with respect to the NNLL+NNLO result at central values of the scales.

and a sensible scale choice is $\mu_F \sim \mu_R \sim q_T$. Therefore, it is not unexpected that our NNLL+NNLO calculations, which use $\mu_F \sim \mu_R \sim m_Z/2$, slightly overshoot the CMS and ATLAS data in the last few high- q_T bins. The size of the QCD corrections evaluated with $\mu_F \sim \mu_R \sim q_T$ would be smaller. Moreover, in the extreme region $q_T \gg m_Z$ a resummation of enhanced large- q_T perturbative terms is in principle required [118, 119].

In figure 6 we consider the q_T spectrum of W^\pm bosons. We present a comparison of our resummed results with the $pp \rightarrow W \rightarrow l\nu$ data collected by the ATLAS Collaboration [126] with an integrated luminosity of 31 pb^{-1} at $\sqrt{s} = 7 \text{ TeV}$. The fiducial region is defined as follows: the charged lepton has transverse momentum $p_T^l > 20 \text{ GeV}$ and pseudorapidity $|\eta^l| < 2.4$, the missing transverse energy is $p_T^\nu > 25 \text{ GeV}$, and transverse mass $m_T = \sqrt{2p_T^l p_T^\nu (1 - \cos(\phi^l - \phi^\nu))}$ is constrained in the region $m_T > 40 \text{ GeV}$. We recall that, because of the presence of the neutrino in the final state, the q_T of the W has to be reconstructed through the transverse energy of the hadronic recoil, which has a poorer experimental resolution than that of the lepton momentum. In the small q_T region, the bin sizes of the experimental data are rather large, with only four bins in the region with $q_T < 55 \text{ GeV}$. For this reason in figure 6 we focus on the large q_T region $55 \text{ GeV} < q_T < 300 \text{ GeV}$, while the small q_T region is shown in the inset plot. The lower panel of figure 6, which covers the entire q_T region of the data, presents the ratio of both data and theoretical results with respect to the reference theoretical result. This ratio and the scale variation bands are computed exactly in the same manner as in the case of figure 5. Looking

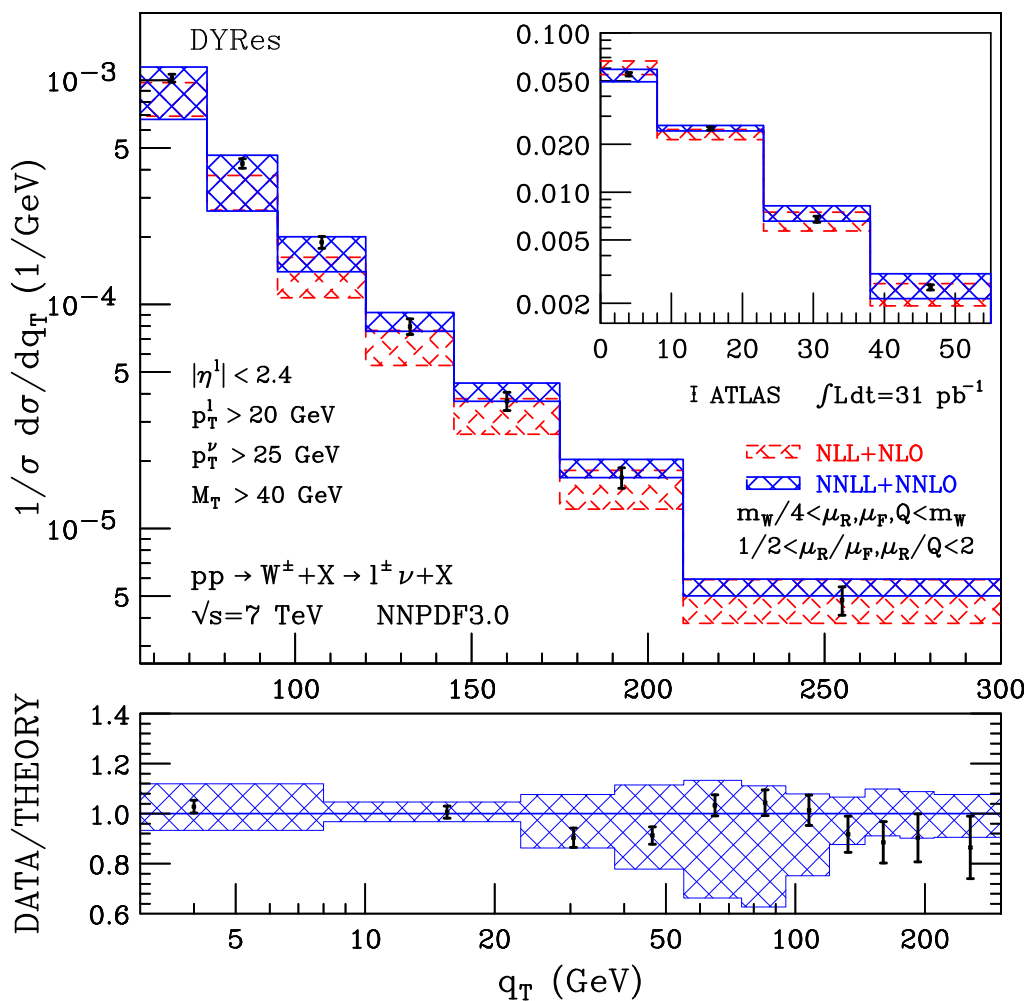


Figure 6. Vector boson production at the LHC with lepton selection cuts. The NLL+NLO (red) and NNLL+NNLO (blue) normalized q_T spectra for W^\pm production are compared with the ATLAS data of ref. [126]. The ratio in the lower panel and the scale variation bands are obtained as in figure 5.

at the ratio plot in the lower panel, we see that our NNLL+NNLO calculation describes the W production data within the perturbative uncertainties. The NNLL+NNLO perturbative uncertainty is about $\pm 8\%$ at the peak, it decreases to about $\pm 4\%$ at $q_T \sim 15$ GeV, and it increases again to about $\pm 15\%$ at $q_T = 50$ GeV.

In section 3.1 and in the first part of this section, we have examined vector boson q_T distributions (without and with the application of acceptance cuts) and we have computed and studied the effects that are produced by the all-order resummation of large logarithmically-enhanced terms at small values of q_T . Our related calculations are performed at complete NNLL+NNLO (and NLL+NLO) accuracy. In the following part of this section, we consider other observables that are related to the q_T distributions but in which fixed values of q_T are not directly measured. These observables are inclusive over q_T within certain q_T ranges. Since the bulk of the vector boson cross section is produced

at small values of q_T , if the observable (indirectly) probes the *detailed* shape of the production cross section in the small- q_T region, the observable itself can be very sensitive to high-order radiative corrections and to the q_T resummation effects that we can explicitly compute. This reasoning illustrates and justifies the physical (and quantitative) relevance of q_T resummation for other q_T -related observables. In the second part of this section we study the quantitative impact of q_T resummation on some observables.

At the formal level, our study of other observables implies that we are resumming high-order logarithmic corrections (in case they are present) that appear in the computation of those observables. Strictly speaking, this resummation has to be performed on an observable-dependent basis (see, e.g., ref. [129]). Therefore, our observable-independent treatment (based on transverse-momentum resummation) cannot guarantee that we formally achieve exact NNLL+NNLO accuracy for all these observables. Nonetheless we are able to correctly take into account all the leading-logarithmic contributions, all the complete (with and without logarithmic enhancement) perturbative terms up to the NNLO level,⁸ and a substantial part of subleading logarithmic terms beyond the NNLO accuracy.

This statement about resummation is a consequence of the following discussion. The observable-dependent logarithmic terms (in case they are present) are due to multiple radiation of soft and collinear partons in the inclusive final-state: these logarithmic corrections are computed by approximating the QCD scattering amplitudes in the soft and collinear limits and, then, by integrating the final-state QCD radiation over the corresponding phase space with appropriate (observable-dependent) kinematical approximations. In our transverse-momentum resummation procedure we correctly take into account the NNLL dynamics (the behaviour of the QCD scattering amplitudes in the soft and collinear limits) of soft and collinear radiation, and we treat the phase space of the final-state QCD radiation with consistent kinematical approximations that are specific of the q_T spectrum. However, the observable-dependent kinematical approximations can only differ beyond the leading-logarithmic level (to leading-logarithmic level, a strong-ordering approximation in the energy/angle of the emitted partons is sufficient), and these differences do not spoil the leading-logarithmic accuracy of our resummed calculation. In this respect, it is important to remark the role of the q_T recoil (see section 2 and appendix A) on the kinematics of the produced (observed) lepton pair. We treat the q_T recoil in a kinematically consistent way (though it necessarily involves non logarithmic approximations that are *uniformly* of $\mathcal{O}(q_T/M)$ throughout the small- q_T region), and such a treatment is necessary to correctly *correlate* the dynamical q_T resummation effect with the ensuing q_T dependence of the measured (computed) observable.

In summary, the application of our q_T resummed calculations to the computation of other observables is physically (and, thus, quantitatively) and formally (as we have just discussed) justified. A detailed specification of the subleading-logarithmic accuracy of the q_T resummed calculation at the formal (analytical) level requires (and deserves) observable-dependent investigations, which can be performed in future studies.

⁸For observables that are inclusive over the region that includes $q_T = 0$, the NNLO accuracy is achieved through our detailed matching procedure (see section 2) with the fixed-order calculation.

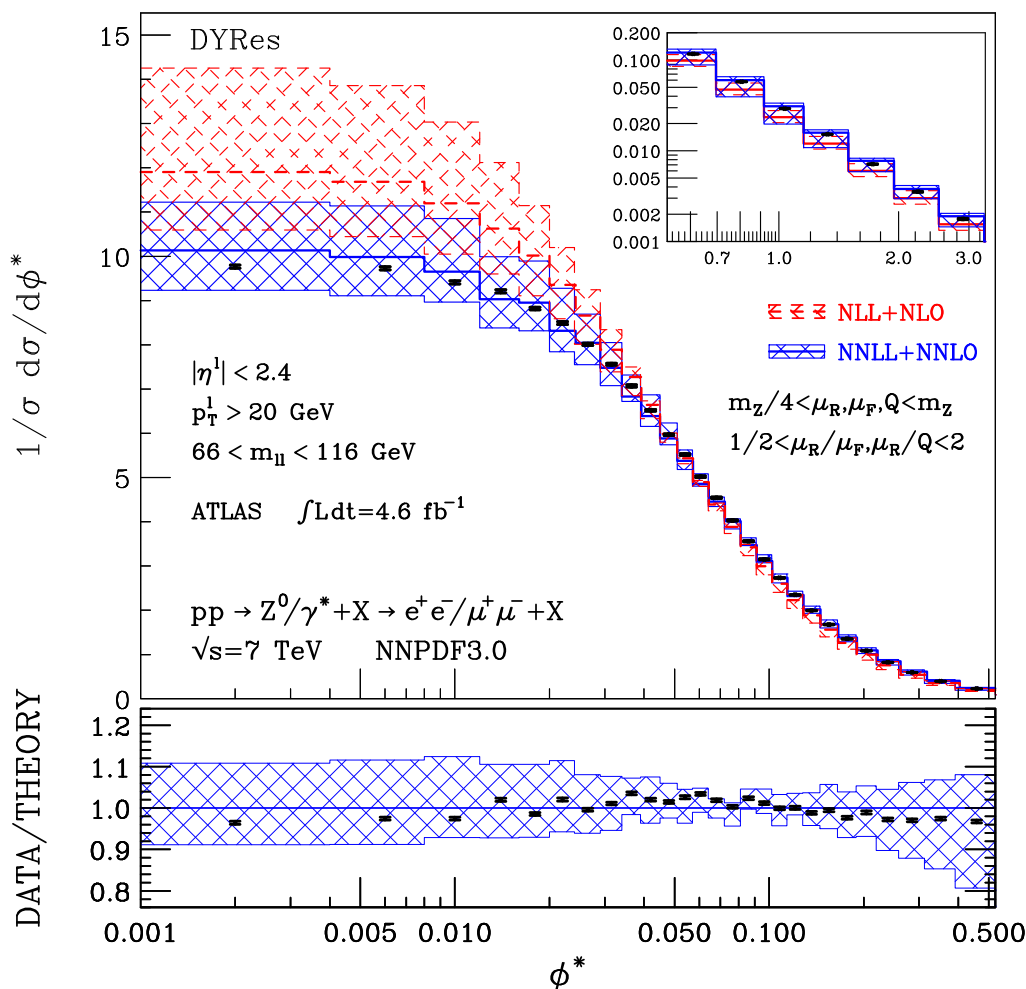


Figure 7. The NLL+NLO (red) and NNLL+NNLO (blue) normalized ϕ^* distribution for Z/γ^* production at the LHC is compared with the ATLAS data of ref. [127]. The NLL+NLO and NNLL+NNLO central results are computed at the scales $\mu_R = \mu_F = Q = m_Z/2$. The ratio in the lower panel and the scale variation bands are obtained as in figure 5.

Among other observables, we first consider the measurement⁹ of the ϕ^* distribution from $pp \rightarrow Z/\gamma^* \rightarrow l^+l^-$ data at $\sqrt{s} = 7$ TeV as reported by the ATLAS Collaboration [127] with an integrated luminosity of 4.6 fb^{-1} . The ϕ^* observable is defined as $\phi^* = \tan(\pi/2 - \Delta\phi/2) \sin(\theta^*)$, where $\Delta\phi$ is the azimuthal angle between the leptons and the angle θ^* is defined by $\cos \theta^* = \tanh((\eta^{l^+} - \eta^{l^-})/2)$ where η^{l^+} (η^{l^-}) is the rapidity of the positively (negatively) charged lepton. The cuts that define the fiducial region are those of the ATLAS analysis of the q_T spectrum: $66 \text{ GeV} < m_{ll} < 116 \text{ GeV}$, $p_T^l > 20 \text{ GeV}$ and $|\eta^l| < 2.4$.

⁹An analogous measurement of the ϕ^* distribution at the LHC was reported by the LHCb Collaboration [128] with an integrated luminosity of 0.94 fb^{-1} . In the small- ϕ^* region, the bin sizes of the LHCb measurement are rather large (with respect to those of the ATLAS measurement [127]), with only two (four) bins in the region $\phi^* < 0.1$ ($\phi^* < 0.2$).

The ϕ^* variable at small values of ϕ^* is correlated to q_T and, therefore, it is strongly sensitive to q_T resummation effects. A detailed discussion on the relation between ϕ^* and q_T is presented in ref. [129], where the resummation of the $\ln \phi^*$ terms is carried out in analytic form up to NNLL+ $\mathcal{O}(\alpha_S^2)$ accuracy,¹⁰ and it turns out to be strictly related and very similar to q_T resummation. Ensuing phenomenological studies are presented in refs. [91, 92, 130].

In figure 7 we report the ATLAS data of the ϕ^* distribution (normalized to the measured cross section in the fiducial region) and the comparison with the results of our resummed calculation. The NLL+NLO and NNLL+NNLO central results are computed at the scales $\mu_R = \mu_F = Q = m_Z/2$. The scale variation bands at NLL+NLO (red) and NNLL+NNLO (blue) accuracy and the reference NNLL+NNLO result for the ratio in the lower panel of figure 7 are computed as in figures 5 and 6. We observe that the scale variation bands at the two subsequent orders overlap, and that the NNLL+NNLO perturbative uncertainty is substantially smaller than the NLL+NLO one. The NNLL+NNLO result is consistent with the data within the uncertainties in both the small- ϕ^* and large- ϕ^* regions (the large- ϕ^* region is shown in the inset plot). The NNLL+NNLO perturbative uncertainty is about $\pm 10\%$ for $\phi^* < 0.01$, it decreases to about $\pm 5\%$ at $\phi^* \sim 0.05$, and it increases again to about $\pm 10\%$ at $\phi^* \sim 0.2$.

We add a comment on the results that we have shown in figures 5–7. We recall that all the results presented in this section are obtained in a purely perturbative framework. In section 3.1 we have discussed the possible impact of the inclusion of a NP form factor, and we have seen (figure 3) that NP effects should lead to a deformation of the perturbative result that is well within the scale variation uncertainties of the NNLL+NNLO calculation. In figures 5–7 we observe that all the resummed perturbative predictions are consistent with the data within our estimation of perturbative uncertainties. Owing to the agreement between the theoretical NNLL+NNLO predictions and the experimental data in the very small q_T/ϕ^* region, we cannot draw any precise quantitative conclusion about the definite size of NP effects in the Z/γ^* , W^\pm and ϕ^* distributions that we have considered. We can only conclude that NP effects have to be small in order not to spoil the agreement between the data and the corresponding NNLL+NNLO results in figures 5–7.

We conclude this section by considering other observables. We study the impact of q_T resummation on the kinematical distributions that are relevant for the measurement of the W mass. We consider $pp \rightarrow W^- \rightarrow l^- \bar{\nu}_l$ with $\sqrt{s} = 7$ TeV and we apply the following selection cuts: the charged lepton has transverse momentum $p_T^l > 30$ GeV and rapidity $|\eta^l| < 2.4$, the missing transverse momentum is $p_T^{\cancel{e}} > 30$ GeV, and the transverse mass m_T has $m_T > 60$ GeV. We also apply a cut, $p_T^W < 30$ GeV, on the transverse momentum p_T^W of the W boson (lepton pair). The results of our calculation of the m_T distribution and of the lepton momentum distributions are presented in figure 8 and 9, respectively. The reference scale choice of the calculation is $\mu_F = \mu_R = Q = m_W/2$. In both figures we present the results of the fixed-order calculation at LO (cyan dotted), NLO (green solid) and NNLO

¹⁰The analytical treatment of ref. [129] does not reach complete NNLO accuracy at small values of ϕ^* since the analogue of the vector boson coefficient $\mathcal{H}_V^{(2)}$ in eq. (2.9) is not included in the calculation. An approximated form of $\mathcal{H}_V^{(2)}$ is included in the calculation of ref. [92].

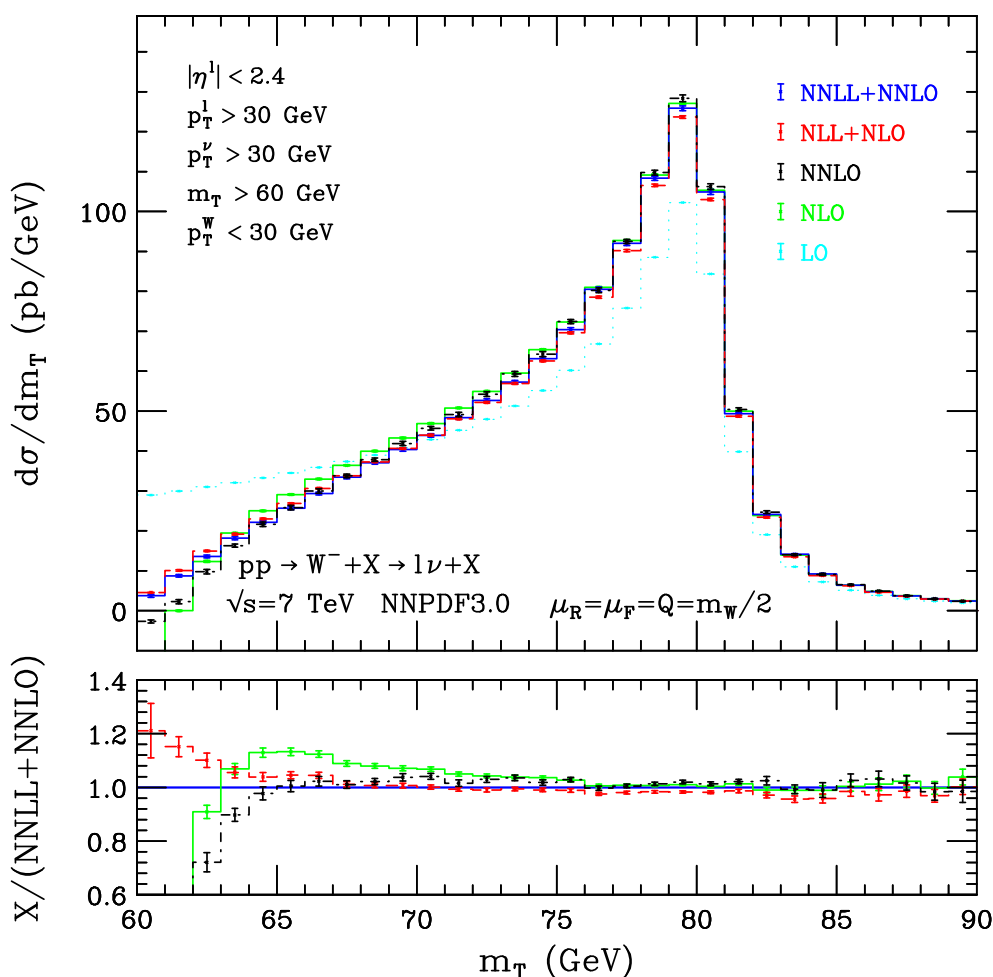


Figure 8. Effect of q_T resummation on the transverse-mass (m_T) distribution for $pp \rightarrow W^- \rightarrow l^- \bar{\nu}_l$ production at the LHC. Comparison of results of the fixed-order calculation at LO (cyan dotted), NLO (green solid) and NNLO (black dot-dashed) with the resummed calculation at NLL+NLO (red dashed) and NNLL+NNLO (blue solid) accuracy. The lower panel shows the ratio between the various results (excluding the LO result) and the NNLL+NNLO result.

(black dot-dashed) accuracy and we compare them with the results of the q_T resummed calculation at NLL+NLO (red dashed) and NNLL+NNLO (blue solid) accuracy. The lower panels show the ratio between the various results and the NNLL+NNLO result (the ratio $LO/(NNLL+NNLO)$ is not reported in the lower panels).

The m_T distribution in the range $m_T < 90$ GeV is presented in figure 8. We can consider two regions: the large- m_T region, around $m_T \sim m_W$ (we recall that we use $m_W = 80.385$ GeV), and the small- m_T region. In the large- m_T region, $m_T \gtrsim 70$ GeV, we see that the perturbative prediction is extremely stable against radiative corrections, and the stability is present both in going from NLO to NNLO accuracy and with inclusion of resummation. This is a consequence of the well known fact that the transverse mass is weakly sensitive to the transverse momentum of the W boson. Formally, the m_T distribu-

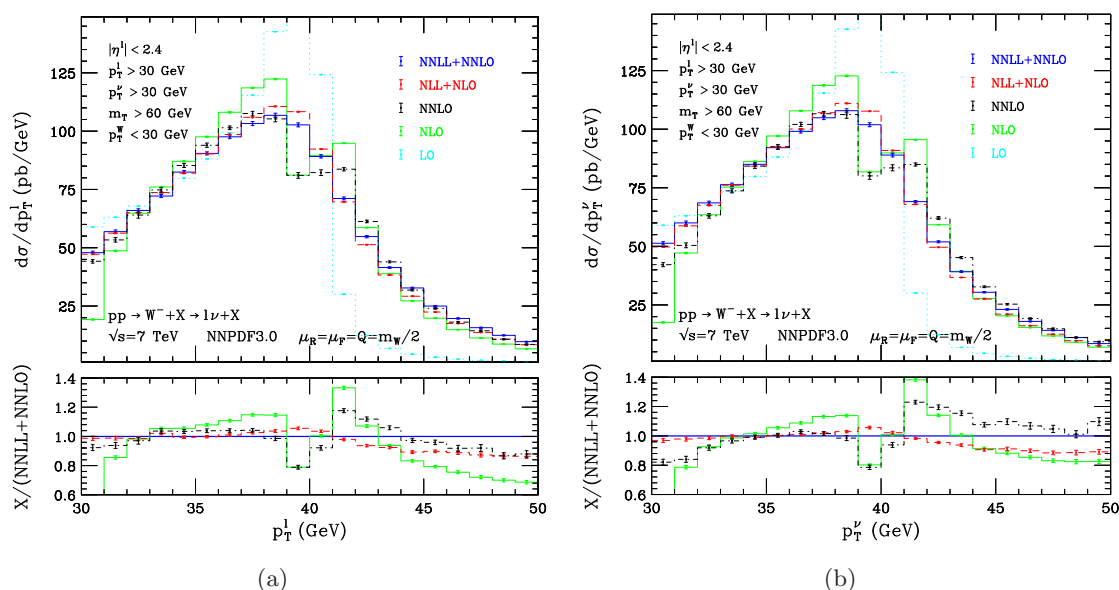


Figure 9. Effect of q_T resummation for $pp \rightarrow W^- \rightarrow l^- \bar{\nu}_l$ production at the LHC: (a) lepton p_T distribution and (b) missing p_T distribution. The fixed-order and resummed results are denoted as in figure 8.

tion has no logarithmic corrections of the type $\ln(|m_T - m_W|/m_W)$, and our q_T resummed calculation does not spoil the stability of the fixed-order expansion. On the contrary, in the small- m_T region, we observe that the fixed-order predictions become unreliable. The LO distribution is large at $m_T = 60$ GeV, and both the NLO and NNLO distributions become negative at $m_T \sim 60$ GeV. This (mis-)behaviour is due to the fact that the constraints $p_T^l > 30$ GeV and $p_T^\nu > 30$ GeV produce an unphysical boundary (and a stepwise behaviour) of the m_T distribution at $m_T = m_{T\text{step}} = 60$ GeV in the LO calculation. The boundary is due to the LO kinematics $\mathbf{p}_T^l + \mathbf{p}_T^\nu = \mathbf{q}_T = 0$, and it disappears at higher orders since $q_T \neq 0$. The LO boundary induces (integrable) logarithmic singularities of the type $\ln(1 - m_{T\text{step}}/m_T)^2$ at NLO and beyond [131]. These logarithmic terms are resummed to all order by q_T resummation, and the singularities are absent in the resummed prediction [131], which is well behaved at the LO boundary $m_T = m_{T\text{step}}$. We also note that the differences between the NLL+NLO and NNLL+NNLO results are small at $m_T \sim 60$ GeV.

In figures 9 (a) and (b) we present the p_T^l and p_T^ν distributions, respectively. In the limit in which the W boson is produced on shell, these distributions have an LO kinematical boundary at $m_W/2$. The finite width of the W boson (partially) smears this effect: at LO both the p_T^l and p_T^ν distributions are strongly peaked at $m_W/2$ (Jacobian peak) and quickly drop for $p_T \gtrsim m_W/2$. The almost stepwise behaviour of the LO distribution produces large radiative corrections at NLO and beyond (in the limit in which the W boson is produced on shell, these large corrections would be integrable logarithmic singularities at each perturbative order [131]). The NLO and NNLO distributions indeed display an unphysical peak at $p_T \sim 42$ GeV, which is an artifact of such large corrections (singularities in the on-shell limit). The resummed predictions at NLL+NLO and NNLL+NNLO

accuracy are free of such instabilities and display a smooth *shoulder* behaviour around the LO boundary for on-shell production. The perturbative instabilities of the fixed-order calculation at small values of p_T ($p_T^l \sim 30$ GeV and $p_T^r \sim 30$ GeV) are analogous to those that we have previously discussed in the case of the m_T distribution in the region $m_T \sim 60$ GeV (see figure 8). In the case of the p_T distributions, it is the constraint $m_T > 60$ GeV that produces the LO boundaries at $p_T^l = p_T^r = 30$ GeV, an LO stepwise behaviour and ensuing instabilities at each subsequent perturbative order. The resummed calculation is perturbatively stable in the small- p_T region, and the differences between the NLL+NLO and NNLL+NNLO results are small throughout the entire region with $p_T \lesssim 45$ GeV. In the large- p_T region ($p_T \gtrsim 45$ GeV) both the p_T^l and p_T^r distributions display radiative corrections that are relatively large. This is not unexpected since in this region of transverse momenta the NLO calculation is essentially the first perturbative order at which both the p_T^l and the p_T^r distributions are non vanishing (in the on-shell limit, the $\mathcal{O}(\alpha_S)$ and $\mathcal{O}(\alpha_S^2)$ result would be an LO and an NLO prediction, respectively).

4 Summary

In this paper we have considered the transverse-momentum (q_T) distribution of DY high-mass lepton pairs produced, via Z/γ^* and W bosons decay, in hadronic collisions. We have presented a perturbative QCD study based on transverse-momentum resummation up to NNLL accuracy. We have combined small- q_T resummation with the known $\mathcal{O}(\alpha_S^2)$ fixed-order result at small, intermediate and large values of q_T .

We have followed the resummation formalism developed in refs. [40–42] to implement transverse-momentum resummation and the matching with the result at $\mathcal{O}(\alpha_S^2)$. In particular, our calculation includes the complete NNLO contributions at small values of q_T (i.e., in any regions that include $q_T = 0$) and it exactly reproduces the complete NNLO total cross section after integration over q_T . This leads to theoretical predictions with a controllable and uniform perturbative accuracy over the region from small up to large values of q_T . At large values of q_T , the predictivity of small- q_T resummation is superseded by that of the customary fixed-order expansion, and our resummed calculation can be smoothly joined onto the $\mathcal{O}(\alpha_S^2)$ calculation. The resummed calculation can be systematically expanded at various orders of logarithmic accuracy (e.g., NLL+NLO and NNLL+NNLO accuracy), and its theoretical uncertainties due to uncalculated higher-order QCD corrections can be studied by comparing the results at two subsequent orders and by performing systematic studies on factorization, renormalization and resummation scale dependence. We have performed such a study for the case of vector boson production at LHC energies, and we have briefly illustrated the uncertainties due to parton densities and the possible impact of non-perturbative effects.

In the present paper we have extended the resummed calculation presented in ref. [59] for Z/γ^* production by considering also W^\pm production and by including the leptonic decay of the vector boson with the corresponding spin correlations, the finite-width effects and the full dependence on the final-state leptonic variables. We have compared our resummed results for Z/γ^* and W production with some of the available data of the ATLAS and CMS

experiments at the LHC, applying the same kinematical cuts on final state leptons that are considered in the experimental analyses. We find that the data are well described by our predictions within the perturbative uncertainties. We have also considered the impact of transverse-momentum resummation on observables, which are different from the vector boson q_T , that depend on the lepton kinematical variables. In particular, we have studied the ϕ^* distribution in Z/γ^* production and the leptonic transverse-momentum, the missing transverse-momentum and the transverse-mass distributions in W production.

Our calculation is implemented in the parton-level Monte Carlo numerical code **DYRes** which allows the user to apply arbitrary kinematical cuts on the vector boson and the final-state leptons, and to compute the corresponding relevant distributions in the form of bin histograms. These features make our program a useful tool for DY studies at the Tevatron and the LHC. A version of the **DYRes** code is publicly available.

The production and decay mechanisms of the vector boson are dynamically correlated by the non vanishing spin of the vector boson. The inclusion of the lepton decay (with the spin correlations and the full dependence on the kinematical variables of the two leptons) in the resummed calculation requires a general theoretical discussion on the q_T recoil due to the transverse momentum of the vector boson. This discussion is not limited to the specific case of vector boson production. We have presented a general and explicit procedure to treat the q_T recoil. The procedure is directly applicable to q_T resummed calculations for production processes of generic high-mass systems in hadron collisions.

Acknowledgments

We would like to thank Stefano Camarda, Luca Perrozzi and Jan Stark for useful discussions. This research was supported in part by the Swiss National Science Foundation (SNF) under contracts CRSII2-141847, 200021-156585 and by the Research Executive Agency (REA) of the European Union under the Grant Agreement number PITN-GA-2012-316704 (*Higgstools*).

A Lepton angular distribution and q_T recoil in transverse-momentum resummation

This appendix is devoted to the q_T -recoil issue that we have introduced and illustrated in section 2 (see eqs. (2.12)–(2.14) and accompanying comments). To our knowledge the issue has not received much attention in the previous literature on transverse-momentum resummation. We present a detailed discussion of the issue and a general, explicit and consistent procedure to implement the q_T recoil in transverse-momentum resummation. Our procedure explicitly exhibits the degree of freedom involved in the implementation of the q_T recoil and, moreover, it gives an explicit formal parametrization of the ensuing ambiguities. The procedure is straightforwardly applicable to implement the q_T recoil (and, possibly, estimate related uncertainties) in calculations based on transverse-momentum resummation.

The q_T -recoil issue is not specific of the lepton angular distribution for vector boson decay, but it regards transverse-momentum resummation for generic production processes.

For simplicity of presentation, in the following we consider in detail vector boson production and the DY process. Then we discuss the generalization to generic processes.

We begin our discussion by considering the computation of the DY multidifferential cross section in eq. (2.3) at the LO in perturbative QCD. At this order the hadronic cross section (and the corresponding partonic cross section) is directly and exactly (i.e., with no small- q_T approximation) proportional to the Born level angular distribution $d\hat{\sigma}^{(0)}/d\Omega$ in eq. (2.5). We have

$$\frac{d\sigma_{h_1 h_2 \rightarrow l_3 l_4}}{d^2 \mathbf{q}_T dM^2 dy d\Omega}(\mathbf{q}_T, M, y, s, \Omega) \propto \left[\frac{d\hat{\sigma}_{a_1 a_2 \rightarrow l_3 l_4}^{(0)}}{d\Omega} \right]_{\text{LO}} \delta^{(2)}(\mathbf{q}_T) . \quad (\text{A.1})$$

For the purpose of our general discussion of q_T recoil, we write the lepton angular distribution in the following form:

$$d\Omega \frac{d\hat{\sigma}_{a_1 a_2 \rightarrow l_3 l_4}^{(0)}}{d\Omega}(k_1, k_2; p_3, p_4) \propto \frac{1}{M^2} \int d^4 p_3 d^4 p_4 \delta_+(p_3^2) \delta_+(p_4^2) \delta^{(4)}(q - p_3 - p_4) \times |M_{a_1 a_2 \rightarrow l_3 l_4}^{(0)}(k_1, k_2; p_3, p_4)|^2 . \quad (\text{A.2})$$

Note that, following the general notation of eq. (2.3), we have not specified the actual definition of the angular variables Ω , and we have written the left-hand side of eq. (A.2) in a Lorentz invariant form. The relation (A.2) is written in the form of a proportionality relation: the additional proportionality factors that are not explicitly denoted in the right-hand side are not relevant for our following discussion (in particular, they are independent of the lepton momenta $\{p_3, p_4\}$ and, thus, of Ω). The factor $|M_{a_1 a_2 \rightarrow l_3 l_4}^{(0)}|^2$ is the square of the Born level scattering amplitude $M_{a_1 a_2 \rightarrow l_3 l_4}^{(0)}$ for the partonic process

$$a_1(k_1) + a_2(k_2) \rightarrow l_3(p_3) + l_4(p_4) , \quad (\text{A.3})$$

where k_i ($i = 1, 2$) is the momentum of the colliding parton a_i from the initial-state hadron $h_i(P_i)$ (see eq. (2.1)), with the kinematics

$$k_1 + k_2 = q , \quad k_i^2 = 0 \quad (i = 1, 2) . \quad (\text{A.4})$$

In our specific case of vector boson production, the Born level partonic process is the $q\bar{q}$ annihilation process $q_f \bar{q}_{f'} \rightarrow V \rightarrow l_3 l_4$ (i.e., $\{a_1, a_2\} = \{q_f, \bar{q}_{f'}\}$). All the other factors in the right-hand side of the relation (A.2) are related to the kinematical phase space of the final-state leptons and, in particular, they enforce the kinematical constraint $q = p_3 + p_4$.

The LO calculation of the cross section kinematically relates the parton and hadron momenta k_i and P_i . In particular, at the LO we have $\mathbf{q}_T = 0$ and, specifically, the LO value $k_{i(\text{LO})}$ of the parton momentum is¹¹

$$k_{1(\text{LO})}^\mu = x_1 P_1^\mu , \quad k_{2(\text{LO})}^\mu = x_2 P_2^\mu , \quad (\text{A.5})$$

¹¹The kinematical variables x_i in eqs. (A.5) and (A.6) and the kinematical variable z_1 in eq. (A.8) should not be confused with the integration variables x_i and z_1 used in section 2 (we use the same symbols for both set of variables).

with

$$x_1 = \frac{M e^{+y}}{\sqrt{s}} \quad , \quad x_2 = \frac{M e^{-y}}{\sqrt{s}} \quad , \quad (\text{A.6})$$

where (see section 2) M and y are the invariant mass and the rapidity of the lepton pair and \sqrt{s} is the hadronic centre-of-mass energy. Inserting the LO expression (A.5) of the parton momenta k_i in eq. (A.2), the LO lepton angular distribution $\left[d\hat{\sigma}_{a_1 a_2 \rightarrow l_3 l_4}^{(0)} / d\Omega \right]_{\text{LO}}$ in eq. (A.1) is uniquely specified.

Higher-order perturbative contributions produce logarithmically-enhanced (‘singular’) terms at small q_T that can be resummed to all orders, leading to the resummation factor \hat{W} in eq. (2.5). These logarithmic terms are due to multiple radiation of soft and collinear partons, and this soft and collinear radiation is *factorized* [44] with respect to the Born level amplitude $M_{a_1 a_2 \rightarrow l_3 l_4}^{(0)}$ of eq. (A.2). As a consequence, after q_T resummation the angular distribution of the decaying leptons is still given by the Born level function $d\hat{\sigma}^{(0)}/d\Omega$ in eq. (A.2), and this function thus appears as a multiplicative factor in front of the resummation factor \hat{W} of the resummed component of the vector boson q_T cross section (see eq. (2.5)). *Strictly speaking* [44], in the limit $q_T \ll M$ that is relevant for resummation, the angular distribution can be expressed in terms of the LO distribution $[d\hat{\sigma}^{(0)}/d\Omega]_{\text{LO}}$ in eq. (A.1), namely the expression (A.2) with the LO kinematics of eqs. (A.5) and (A.6), which in particular has $\mathbf{q}_T = 0$. Indeed, after soft/collinear factorization and resummation, any residual dynamical effect on the process in eq. (A.3) (and on $M^{(0)}$ and $d\hat{\sigma}^{(0)}/d\Omega$) is due to hard-parton radiation. Hard radiation produces $\mathcal{O}(q_T/M)$ corrections that lead to non-singular contributions if $q_T \ll M$: these corrections can be formally approximated by their limiting behaviour as $q_T \rightarrow 0$ and, thus, neglected in the computation of the resummed component (see eqs. (2.5) and (2.11)) and included in the finite component (see eq. (2.4)).

Neglecting these $\mathcal{O}(q_T/M)$ corrections is a perfectly suitable procedure for the resummed calculation of the vector boson q_T cross section (see eq. (2.11)). However, performing the resummation at fixed lepton momenta, the momentum of the vector boson must be fully specified by the lepton momenta and, in particular, $\mathbf{q}_T = \mathbf{p}_{T3} + \mathbf{p}_{T4}$ is not vanishing. The resummation factor \hat{W} (see eq. (2.5)) produces a smearing of the LO distribution $\delta^{(2)}(\mathbf{q}_T)$ of eq. (A.1) and finite values of q_T : to avoid unphysical results (e.g., events with $\mathbf{q}_T \neq 0$ and $\mathbf{p}_{T3} + \mathbf{p}_{T4} = 0$) the factor $d\hat{\sigma}^{(0)}/d\Omega$ in eq. (2.5) cannot be the LO angular distribution $[d\hat{\sigma}^{(0)}/d\Omega]_{\text{LO}}$ (which has $\mathbf{p}_{T3} + \mathbf{p}_{T4} = 0$) in eq. (A.1). In other words, the non-vanishing value of q_T has to be distributed between the two lepton momenta and this leads to the q_T -recoil issue that we have illustrated in section 2 (see eqs. (2.12)–(2.14) and accompanying comments). The resummed calculation requires the specification of a q_T -recoil prescription that has to be consistent (and physically sensible), although this can be done in many (infinitely many) different ways.

Actual resummed calculations performed in the literature do not mention the q_T -recoil issue. The calculations of refs. [77–79] directly refer to the use of the Collins-Soper (CS) rest frame [94]. The procedure to compute the factor $d\hat{\sigma}^{(0)}/d\Omega$ in eq. (2.5) is as follows. The lepton angular variables Ω are specified to be the polar and azimuthal angles $\{\theta'_{CS}, \phi'_{CS}\}$ of one of the leptons in the CS rest frame. The LO distribution $[d\hat{\sigma}^{(0)}/d\Omega]_{\text{LO}}$

in eq. (A.1) is then expressed in terms of $\{\theta'_{CS}, \phi'_{CS}\}$ (since the LO distribution has $q_T = 0$, in this case $\{\theta'_{CS}, \phi'_{CS}\}$ exactly coincide with the lepton scattering angles in the centre-of-mass frame of the LO colliding parton momenta in eq. (A.5)) and this leads to an unambiguously defined angular function $F_{q_f \bar{q}_{f'} \rightarrow l_3 l_4}(\theta'_{CS}, \phi'_{CS})$ (this function is actually independent of ϕ'_{CS}) that is used to define (see eq. (2.12)) the angular distribution $d\hat{\sigma}^{(0)}/d\Omega$ of the resummed component of the cross section (see eq. (2.5)). This is a perfectly defined and consistent procedure, but it hides the actual implementation of $\mathcal{O}(q_T/M)$ corrections through an implicit prescription for the q_T recoil: the definition of the CS rest frame is q_T dependent and a q_T dependence is introduced by identifying/equating the angles $\{\theta'_{CS}, \phi'_{CS}\}$ of the LO and resummed calculations (additional comment on this are presented in a paragraph after eq. (A.14)).

Here we explicitly present a consistent q_T -recoil procedure and an entire class of q_T -recoil prescriptions. Our viewpoint is as follows: the non-vanishing value of q_T of dynamical origin that is produced by resummation leads to a q_T -recoil that can be ‘kinematically absorbed’¹² by the momenta k_1 and k_2 of the colliding partons of the underlying hard-scattering process (see eq. (A.3)). As specified below, there are infinitely-many ways of implementing this kinematical recoil on the colliding partons in a consistent manner (i.e., without modifying the logarithmically-enhanced perturbative terms at small q_T): they differ by corrections that are of $\mathcal{O}(q_T/M)$ order-by-order in the perturbative expansion (after having matched the resummed calculation with the complete N^k LO calculation, as in eqs. (2.4) and (2.10), these corrections start to contribute at the N^{k+1} LO level).

According to our procedure, the lepton angular distribution $d\hat{\sigma}^{(0)}/d\Omega$ to be used in the resummed calculation (see eq. (2.5)) is exactly given by the expression in eq. (A.2). The phase space factor in the right-hand side of eq. (A.2) is directly given in terms of the physical (measured) lepton momenta p_3 and p_4 (with $p_3 + p_4 = q$). The momentum k_1 (then, $k_2 = q - k_1$) to be used to compute the Born level scattering amplitude in eq. (A.2) is given by the following parametrization:

$$k_1^\mu = z_1 \frac{M^2}{2q \cdot P_1} P_1^\mu + k_{1T}^\mu + \frac{\mathbf{k}_{1T}^2}{z_1} \frac{q \cdot P_1}{M^2 P_1 \cdot P_2} P_2^\mu, \quad (k_{1T}^\mu k_{1T\mu} = -\mathbf{k}_{1T}^2), \quad (\text{A.7})$$

where

$$z_1 = \frac{M^2 + 2\mathbf{q}_T \cdot \mathbf{k}_{1T} + \sqrt{(M^2 + 2\mathbf{q}_T \cdot \mathbf{k}_{1T})^2 - 4M_T^2 \mathbf{k}_{1T}^2}}{2M^2}, \quad (M_T^2 \equiv M^2 + q_T^2), \quad (\text{A.8})$$

and k_{1T}^μ is a two-dimensional vector that is transverse to both P_1^μ and P_2^μ (i.e., \mathbf{k}_{1T} lies in the \mathbf{q}_T plane) and that fulfils the following constraints:

$$\mathbf{k}_{1T} \rightarrow 0 \quad \text{if} \quad \mathbf{q}_T \rightarrow 0, \quad (\text{A.9})$$

$$M^2 + 2\mathbf{q}_T \cdot \mathbf{k}_{1T} > 2M_T |\mathbf{k}_{1T}|. \quad (\text{A.10})$$

¹²The q_T recoil issue does not arise in the context of transverse-momentum (k_T) factorization [105–108] for high-energy (small- x) hard-scattering processes. In this formulation the q_T recoil is dynamically (and uniquely) embedded in the factorization formula. The parton densities of the colliding hadrons are k_T dependent and the hard-scattering colliding partons have ensuing non-vanishing transverse momenta \mathbf{k}_{iT} that enter as integration variables in the factorization formula.

We note that, following the definition in eqs. (A.7) and (A.8), k_1^μ and k_2^μ are well defined ‘physical’ parton momenta: they fulfil the kinematics in eq. (A.4) and they have positive definite energies, $k_1^0 > 0$ and $k_2^0 > 0$ (the constraint in eq. (A.10) guarantees that the four-momentum k_1^μ has positive definite energy and, then, $k_2^0 > 0$ follows from $q^0 > 0$). Therefore the scattering amplitude $M_{a_1 a_2 \rightarrow l_3 l_4}^{(0)}(k_1, k_2; p_3, p_4)$ in eq. (A.2) is well defined and unambiguously computable. Moreover, due to eq. (A.9), the parton momentum k_1 in eq. (A.7) coincides with its LO expression (A.5) if $q_T = 0$. We also note that k_{1T}^μ is invariant under longitudinal boosts of the hadronic centre-of-mass frame, provided k_{1T}^μ is boost invariant.

At fixed values of q^μ , P_1^μ and P_2^μ , eqs. (A.7)–(A.10) give the most general expression of k_1 that respects the Born level kinematics in eqs. (A.3) and (A.4) and the LO kinematics in eqs. (A.5) and (A.6). This expression is parametrized by the arbitrary (though constrained) transverse-momentum vector \mathbf{k}_{1T} . By choosing different values of \mathbf{k}_{1T} , we can obtain an entire class of consistent q_T -recoil prescriptions. For example, two ‘obvious’ possible choices are as follows:

A) set $\mathbf{k}_{1T} = \mathbf{q}_T/2$ (and thus $\mathbf{k}_{2T} = \mathbf{q}_T/2$):

from eq. (A.8) we obtain

$$z_1 = \frac{M_T + M}{M_T} \frac{q \cdot P_1}{M^2} \frac{q \cdot P_2}{P_1 \cdot P_2} , \quad (\text{A.11})$$

and we have

$$k_1^\mu = \frac{M_T + M}{2M_T} \frac{q \cdot P_2}{P_1 \cdot P_2} P_1^\mu + \frac{1}{2} q_T^\mu + \frac{M_T - M}{2M_T} \frac{q \cdot P_1}{P_1 \cdot P_2} P_2^\mu , \quad (\text{A.12})$$

$$k_2^\mu = \frac{M_T - M}{2M_T} \frac{q \cdot P_2}{P_1 \cdot P_2} P_1^\mu + \frac{1}{2} q_T^\mu + \frac{M_T + M}{2M_T} \frac{q \cdot P_1}{P_1 \cdot P_2} P_2^\mu , \quad (\text{A.13})$$

B) set $\mathbf{k}_{1T} = 0$ (and thus $\mathbf{k}_{2T} = \mathbf{q}_T$):

from eq. (A.8) we obtain $z_1 = 1$ and we have

$$k_1^\mu = \frac{M^2}{2q \cdot P_1} P_1^\mu , \quad k_2^\mu = q^\mu - \frac{M^2}{2q \cdot P_1} P_1^\mu . \quad (\text{A.14})$$

We also note that, after integration over the lepton angular variables Ω , we consistently obtain the Born level total cross section $\hat{\sigma}_{a_1 a_2 \rightarrow l_3 l_4}^{(0)}(M^2)$ of the resummation formula (2.11). Indeed, after the Ω integration of eq. (A.2), the result does no longer depend on the lepton momenta and, since it is a Lorentz invariant quantity, the result can only depend on the invariant $(k_1 + k_2)^2 = 2k_1 \cdot k_2 = q^2 = M^2$, which is independent of \mathbf{k}_{1T} . In other words, the dependence on the arbitrary parameter \mathbf{k}_{1T} completely cancels in lepton-inclusive observables.

Using our q_T -recoil procedure, we can compute the corresponding lepton angular function $F_{q_f \bar{q}_{f'} \rightarrow l_3 l_4}$ of eq. (2.12). This function is the product of two factors. One factor is a purely kinematical origin (it derives from the phase space factor in the right-hand side of eq. (A.2)), and it depends on the specification of the angular variables Ω . The other

factor, denoted as $F^{(D)}$ in the following (for simplicity we omit the subscript $q_f \bar{q}_{f'} \rightarrow l_3 l_4$), has a dynamical origin and it depends on the Born level factor $|M^{(0)}(k_1, k_2; p_3, p_4)|^2$ in the right-hand side of eq. (A.2). Since $|M^{(0)}(k_1, k_2; p_3, p_4)|^2$ is a Lorentz invariant scalar quantity and the momenta $\{k_1, k_2; p_3, p_4\}$ are constrained by momentum conservation, $F^{(D)}$ can only depend on the dimensionless variable $4k_1 \cdot p_3 / (2k_1 \cdot k_2) = 4k_1 \cdot p_3 / M^2$. Considering the centre-of-mass frame of k_1 and k_2 , we have $4k_1 \cdot p_3 / M^2 = 1 - \cos \theta'_{13}$, where θ'_{13} is the scattering angle between k_1 and p_3 . In other words, $F^{(D)} = F^{(D)}(\theta'_{13})$ and θ'_{13} is the lepton scattering angle in a particular rest frame of the vector boson momentum q^μ (the centre-of-mass frame of k_1 and k_2). Our q_T -recoil procedure can thus be reinterpreted in terms of generation of lepton-pair events. Considering a definite (with respect to the hadronic collision frame) rest frame of the vector boson momentum, the lepton-pair event and the individual lepton momenta are generated in that frame according to the corresponding Born level angular distribution; then the lepton pair distribution is boosted to the hadronic collision frame through the corresponding Lorentz transformation. Since there is an infinite number of vector boson rest frames, this event-generation procedure has an infinite degree of arbitrariness. Applying a three-dimensional rotation to a vector boson rest frame, we obtain another vector boson rest frame and, thus, the infinite number of vector boson rest frames depends on the two scalar parameters of the three-dimensional rotation. Accordingly, our q_T -recoil procedure depends on the arbitrary two-dimensional vector \mathbf{k}_{1T} , namely on two parameters (the magnitude $|\mathbf{k}_{1T}|$ and the azimuthal angle of \mathbf{k}_{1T}). In other words, the relation between the LO momenta k_i^μ in eq. (A.5) and the q_T -recoiled momenta k_i obtained through eqs. (A.7)–(A.10) can be reinterpreted as a Lorentz transformation of the colliding parton momenta from the hadronic collision frame to a specified vector boson rest frame. This interpretation directly relates our q_T -recoil procedure with the specific CS frame procedure (as already mentioned and described in the initial part of this appendix) that is directly used in other resummed calculations [77–79]. It can be explicitly checked that the CS frame procedure used to specify the lepton angular distribution $d\hat{\sigma}^{(0)}/d\Omega$ in the resummed calculation of refs. [77–79] corresponds to the choice $\mathbf{k}_{1T} = \mathbf{k}_{2T} = \mathbf{q}_T/2$ (see eqs. (A.12) and (A.13)) within our class of q_T -recoil prescriptions.

Owing to our explicit parametrization and implementation of the q_T -recoil procedure, the quantitative effects of various q_T -recoil prescriptions can be directly investigated in applications of the numerical program **DYRes** (and of other resummed calculations). Obviously (as discussed in section 2), different q_T -recoil prescriptions have no effects on quantities that are fully inclusive over the leptonic variables Ω . In general, our expectations are as follows. We expect that the quantitative differences produced by various q_T -recoil prescriptions are small for lepton non-inclusive observables that are mostly sensitive to either the small- q_T region (in this region the q_T -recoil effects are non-singular and thus subdominant with respect to the singular logarithmic contributions) or the high- q_T region (in this region the q_T -recoil effects are suppressed by the smooth switching procedure of eqs. (2.15)–(2.17)), while relatively larger differences can appear in case of sensitivity to the region of intermediate values of q_T . Moreover, these quantitative differences are expected to decrease in going from NLL+NLO to NNLL+NNLO accuracy, since the non-vanishing q_T -recoil effects start to formally contribute at the N^{k+1} LO level in the N^k LL+ N^k LO cal-

culation. In section 3.2 we have presented our quantitative results obtained with the `DYRes` code. As stated at the beginning of section 3, these results are obtained (analogously to those in refs. [77–79]) by computing the Born level angular distribution $d\hat{\sigma}^{(0)}/d\Omega$ in the CS rest frame, i.e. by setting $\mathbf{k}_{1T} = \mathbf{k}_{2T} = \mathbf{q}_T/2$ in the actual implementation of our q_T -recoil procedure (this corresponds to use the prescription A in eqs. (A.11)–(A.13)). Setting $\mathbf{k}_{1T} \neq \mathbf{q}_T/2$, we have also considered other variants of the q_T -recoil prescriptions and we have examined the quantitative differences that are produced on the observables that are examined in section 3.2 (i.e., the observables in figures 5–9). We have found that various q_T -recoil prescriptions produce differences that are in agreement with our general expectations and, in particular, at NNLL+NNLO accuracy these differences lead to small quantitative effects: typically, the effects are much smaller than the scale-variation uncertainties (estimated as in section 3.2). For instance, comparing the q_T -recoil prescriptions A (see eqs. (A.11)–(A.13)) and B (see eq. (A.14)), we obtain quantitative differences that are at most at the percent level (e.g., in the case of the ϕ^* distribution of figure 7 in the region $0.3 \lesssim \phi^* \lesssim 1$, and in the case of the lepton- p_T and missing- p_T distributions of figure 9 in the region $45 \text{ GeV} \lesssim p_T \lesssim 50 \text{ GeV}$): these differences are definitely smaller than the scale uncertainty (at both the NLL+NLO and NNLL+NNLO levels) and, especially, they are of the same size as (and, hence, hardly distinguishable from) the pure numerical errors of the `DYRes` calculation in the NNLL+NNLO mode.

The q_T -recoil issue that we have discussed in this appendix is not specific of vector boson production and the ensuing leptonic decay. The issue affects q_T resummed calculations for any process of the type $h_1 + h_2 \rightarrow \mathcal{F}(p_3, p_4, p_5, \dots) + X$ (we use the same notation as in eq. (2.1)) where the final-state high-mass system \mathcal{F} has total transverse momentum q_T and the momenta p_3, p_4, p_5, \dots of its ‘decay products’ are directly measured. Owing to the universality (process-independent) structure of transverse-momentum resummation [44], the q_T -recoil procedure that we have introduced in this appendix is directly applicable to all these processes. The only key difference with respect to vector boson production is that the Born level scattering amplitude $M^{(0)}(k_1, k_2; p_3, p_4)$ in eq. (A.2) is replaced by a properly computable (all-loop) hard-virtual amplitude $\widetilde{M}(k_1, k_2; p_3, p_4, p_5, \dots; \alpha_S(M^2))$ (see section 4 in ref. [44]), which embodies QCD virtual radiative corrections (\widetilde{M} is computable as power series in $\alpha_S(M^2)$). *Strictly speaking* [44], the q_T resummed cross section at small values of q_T is proportional to the angular dependent distribution of the momenta $\{p_3, p_4, p_5, \dots\}$ as computed from \widetilde{M} at $q_T = 0$ (i.e., with the LO momenta $k_i^{\mu}_{(\text{LO})}$ of eq. (A.5)). The ensuing q_T -recoil issue can be directly solved by our q_T -recoil procedure. Indeed, the hard-virtual amplitude $\widetilde{M}(k_1, k_2; p_3, p_4, p_5, \dots; \alpha_S(M^2))$ has the same kinematical properties as its Born level counterpart $\widetilde{M}^{(0)} = M^{(0)}$: therefore, the q_T recoil can be directly implemented by simply evaluating $\widetilde{M}(k_1, k_2; p_3, p_4, p_5, \dots; \alpha_S(M^2))$ with the q_T -recoiled momenta k_i of eqs. (A.7)–(A.10).

We add some final comments on spin correlations and on the specific process of SM Higgs boson production and its decay in colourless particles (e.g., $H \rightarrow \gamma\gamma, H \rightarrow WW \rightarrow \ell\nu\ell\nu, H \rightarrow ZZ \rightarrow 4\ell$) [62]. The q_T resummed Higgs boson cross section at fixed momenta of the decay products is proportional to the angular distribution as obtained (analogously to eq. (A.2)) by the corresponding Born level scattering amplitude

$M_{g_1 g_2 \rightarrow l_3 l_4 l_5 \dots}^{(0)}(k_1, k_2; p_3, p_4, p_5, \dots)$ for the gluon fusion process $gg \rightarrow H \rightarrow l_3 l_4 l_5 \dots$. Owing to the spin-0 nature of the SM Higgs boson, $M^{(0)}$ factorizes in two independent factors, $M_{g_1 g_2 \rightarrow H}^{(0)}(k_1, k_2; q)$ and $M_{H \rightarrow l_3 l_4 l_5 \dots}^{(0)}(q; p_3, p_4, p_5, \dots)$, for the production ($g_1 g_2 \rightarrow H$) and decay ($H \rightarrow l_3 l_4 l_5 \dots$) subprocesses of the Higgs boson. We thus have $|M^{(0)}|^2 = |M_{g_1 g_2 \rightarrow H}^{(0)}(k_1, k_2; q)|^2 |M_{H \rightarrow l_3 l_4 l_5 \dots}^{(0)}(q; p_3, p_4, p_5, \dots)|^2$. Note that $M_{H \rightarrow l_3 l_4 l_5 \dots}^{(0)}$ only depends on observable momenta, while $|M_{g_1 g_2 \rightarrow H}^{(0)}(k_1, k_2; q)|^2$ only depends on $(k_1 + k_2)^2 = q^2$ because of Lorentz invariance. As a consequence, our q_T -recoil procedure (and its dependence on the definition of k_1 and k_2) has no effect on the angular distribution of the Higgs boson decay products. The angular distribution of the resummed calculation can be directly obtained [62] by supplementing the Born level total cross section $\hat{\sigma}_{gg \rightarrow H}^{(0)}(M^2)$ with the (kinematical and dynamical) Higgs boson decay factor. This specific example also clearly illustrates that the q_T -recoil issue that we have introduced in section 2 and discussed in this appendix is directly related and due to the vector boson spin and the spin correlations between the production and decay subprocesses of the vector boson. This kind of relation between q_T recoil and spin correlations is valid for generic production processes.

Open Access. This article is distributed under the terms of the Creative Commons Attribution License ([CC-BY 4.0](https://creativecommons.org/licenses/by/4.0/)), which permits any use, distribution and reproduction in any medium, provided the original author(s) and source are credited.

References

- [1] S.D. Drell and T.-M. Yan, *Massive lepton pair production in hadron-hadron collisions at high-energies*, *Phys. Rev. Lett.* **25** (1970) 316 [*Erratum ibid.* **25** (1970) 902] [[INSPIRE](#)].
- [2] R. Hamberg, W.L. van Neerven and T. Matsuura, *A complete calculation of the order α_s^2 correction to the Drell-Yan K factor*, *Nucl. Phys.* **B 359** (1991) 343 [*Erratum ibid.* **B 644** (2002) 403] [[INSPIRE](#)].
- [3] R.V. Harlander and W.B. Kilgore, *Next-to-next-to-leading order Higgs production at hadron colliders*, *Phys. Rev. Lett.* **88** (2002) 201801 [[hep-ph/0201206](#)] [[INSPIRE](#)].
- [4] C. Anastasiou, L.J. Dixon, K. Melnikov and F. Petriello, *High precision QCD at hadron colliders: electroweak gauge boson rapidity distributions at NNLO*, *Phys. Rev.* **D 69** (2004) 094008 [[hep-ph/0312266](#)] [[INSPIRE](#)].
- [5] K. Melnikov and F. Petriello, *The W boson production cross section at the LHC through $O(\alpha_s^2)$* , *Phys. Rev. Lett.* **96** (2006) 231803 [[hep-ph/0603182](#)] [[INSPIRE](#)].
- [6] K. Melnikov and F. Petriello, *Electroweak gauge boson production at hadron colliders through $O(\alpha_s^2)$* , *Phys. Rev.* **D 74** (2006) 114017 [[hep-ph/0609070](#)] [[INSPIRE](#)].
- [7] R. Gavin, Y. Li, F. Petriello and S. Quackenbush, *FEWZ 2.0: a code for hadronic Z production at next-to-next-to-leading order*, *Comput. Phys. Commun.* **182** (2011) 2388 [[arXiv:1011.3540](#)] [[INSPIRE](#)].
- [8] S. Catani, L. Cieri, G. Ferrera, D. de Florian and M. Grazzini, *Vector boson production at hadron colliders: a fully exclusive QCD calculation at NNLO*, *Phys. Rev. Lett.* **103** (2009) 082001 [[arXiv:0903.2120](#)] [[INSPIRE](#)].
- [9] S. Catani, G. Ferrera and M. Grazzini, *W boson production at hadron colliders: the lepton charge asymmetry in NNLO QCD*, *JHEP* **05** (2010) 006 [[arXiv:1002.3115](#)] [[INSPIRE](#)].

- [10] S. Dittmaier and M. Krämer, 1, *Electroweak radiative corrections to W boson production at hadron colliders*, *Phys. Rev. D* **65** (2002) 073007 [[hep-ph/0109062](#)] [[INSPIRE](#)].
- [11] U. Baur and D. Wackerth, *Electroweak radiative corrections to $p\bar{p} \rightarrow W^\pm \rightarrow \ell^\pm \nu$ beyond the pole approximation*, *Phys. Rev. D* **70** (2004) 073015 [[hep-ph/0405191](#)] [[INSPIRE](#)].
- [12] V.A. Zykunov, *Radiative corrections to the Drell-Yan process at large dilepton invariant masses*, *Phys. Atom. Nucl.* **69** (2006) 1522 [[INSPIRE](#)].
- [13] A. Arbuzov et al., *One-loop corrections to the Drell-Yan process in SANC. I. The Charged current case*, *Eur. Phys. J. C* **46** (2006) 407 [Erratum *ibid.* **C 50** (2007) 505] [[hep-ph/0506110](#)] [[INSPIRE](#)].
- [14] C.M. Carloni Calame, G. Montagna, O. Nicrosini and A. Vicini, *Precision electroweak calculation of the charged current Drell-Yan process*, *JHEP* **12** (2006) 016 [[hep-ph/0609170](#)] [[INSPIRE](#)].
- [15] U. Baur, O. Brein, W. Hollik, C. Schappacher and D. Wackerth, *Electroweak radiative corrections to neutral current Drell-Yan processes at hadron colliders*, *Phys. Rev. D* **65** (2002) 033007 [[hep-ph/0108274](#)] [[INSPIRE](#)].
- [16] V.A. Zykunov, *Weak radiative corrections to Drell-Yan process for large invariant mass of di-lepton pair*, *Phys. Rev. D* **75** (2007) 073019 [[hep-ph/0509315](#)] [[INSPIRE](#)].
- [17] C.M. Carloni Calame, G. Montagna, O. Nicrosini and A. Vicini, *Precision electroweak calculation of the production of a high transverse-momentum lepton pair at hadron colliders*, *JHEP* **10** (2007) 109 [[arXiv:0710.1722](#)] [[INSPIRE](#)].
- [18] A. Arbuzov et al., *One-loop corrections to the Drell-Yan process in SANC. II. The neutral current case*, *Eur. Phys. J. C* **54** (2008) 451 [[arXiv:0711.0625](#)] [[INSPIRE](#)].
- [19] A. Kotikov, J.H. Kuhn and O. Veretin, *Two-loop formfactors in theories with mass gap and Z -boson production*, *Nucl. Phys. B* **788** (2008) 47 [[hep-ph/0703013](#)] [[INSPIRE](#)].
- [20] W.B. Kilgore and C. Sturm, *Two-loop virtual corrections to Drell-Yan production at order $\alpha_s \alpha^3$* , *Phys. Rev. D* **85** (2012) 033005 [[arXiv:1107.4798](#)] [[INSPIRE](#)].
- [21] R. Bonciani, *Two-loop mixed QCD-EW virtual corrections to the Drell-Yan production of Z and W bosons*, *PoS(EPS-HEP2011)365*.
- [22] S. Dittmaier, A. Huss and C. Schwinn, *Mixed QCD-electroweak $O(\alpha_s \alpha)$ corrections to Drell-Yan processes in the resonance region: pole approximation and non-factorizable corrections*, *Nucl. Phys. B* **885** (2014) 318 [[arXiv:1403.3216](#)] [[INSPIRE](#)].
- [23] R.K. Ellis, G. Martinelli and R. Petronzio, *Lepton pair production at large transverse momentum in second order QCD*, *Nucl. Phys. B* **211** (1983) 106 [[INSPIRE](#)].
- [24] P.B. Arnold and M.H. Reno, *The complete computation of high p_T W and Z production in 2nd order QCD*, *Nucl. Phys. B* **319** (1989) 37 [Erratum *ibid.* **B 330** (1990) 284] [[INSPIRE](#)].
- [25] R.J. Gonsalves, J. Pawlowski and C.-F. Wai, *QCD radiative corrections to electroweak boson production at large transverse momentum in hadron collisions*, *Phys. Rev. D* **40** (1989) 2245 [[INSPIRE](#)].
- [26] E. Mirkes, *Angular decay distribution of leptons from W bosons at NLO in hadronic collisions*, *Nucl. Phys. B* **387** (1992) 3 [[INSPIRE](#)].
- [27] E. Mirkes and J. Ohnemus, *Angular distributions of Drell-Yan lepton pairs at the Tevatron: order α_s^2 corrections and Monte Carlo studies*, *Phys. Rev. D* **51** (1995) 4891 [[hep-ph/9412289](#)] [[INSPIRE](#)].

- [28] R. Boughezal, C. Focke, X. Liu and F. Petriello, *W-boson production in association with a jet at next-to-next-to-leading order in perturbative QCD*, *Phys. Rev. Lett.* **115** (2015) 062002 [[arXiv:1504.02131](#)] [[INSPIRE](#)].
- [29] A. Gehrmann-De Ridder, T. Gehrmann, E.W.N. Glover, A. Huss and T.A. Morgan, *Precise QCD predictions for the production of a Z boson in association with a hadronic jet*, [arXiv:1507.02850](#) [[INSPIRE](#)].
- [30] Y.L. Dokshitzer, D. Diakonov and S.I. Troian, *On the transverse momentum distribution of massive lepton pairs*, *Phys. Lett.* **B 79** (1978) 269 [[INSPIRE](#)].
- [31] Y.L. Dokshitzer, D. Diakonov and S.I. Troian, *Hard processes in quantum chromodynamics*, *Phys. Rept.* **58** (1980) 269 [[INSPIRE](#)].
- [32] G. Parisi and R. Petronzio, *Small transverse momentum distributions in hard processes*, *Nucl. Phys.* **B 154** (1979) 427 [[INSPIRE](#)].
- [33] G. Curci, M. Greco and Y. Srivastava, *QCD jets from coherent states*, *Nucl. Phys.* **B 159** (1979) 451 [[INSPIRE](#)].
- [34] J.C. Collins and D.E. Soper, *Back-to-back jets in QCD*, *Nucl. Phys.* **B 193** (1981) 381 [*Erratum ibid.* **B 213** (1983) 545] [[INSPIRE](#)].
- [35] J.C. Collins and D.E. Soper, *Back-to-back jets: Fourier transform from B to K-transverse*, *Nucl. Phys.* **B 197** (1982) 446 [[INSPIRE](#)].
- [36] J.C. Collins, D.E. Soper and G.F. Sterman, *Transverse momentum distribution in Drell-Yan pair and W and Z boson production*, *Nucl. Phys.* **B 250** (1985) 199 [[INSPIRE](#)].
- [37] J. Kodaira and L. Trentadue, *Summing soft emission in QCD*, *Phys. Lett.* **B 112** (1982) 66 [[INSPIRE](#)].
- [38] J. Kodaira and L. Trentadue, *Soft gluon effects in perturbative quantum chromodynamics*, SLAC-PUB-2934 (1982).
- [39] J. Kodaira and L. Trentadue, *Single logarithm effects in electron-positron annihilation*, *Phys. Lett.* **B 123** (1983) 335 [[INSPIRE](#)].
- [40] S. Catani, D. de Florian and M. Grazzini, *Universality of nonleading logarithmic contributions in transverse momentum distributions*, *Nucl. Phys.* **B 596** (2001) 299 [[hep-ph/0008184](#)] [[INSPIRE](#)].
- [41] G. Bozzi, S. Catani, D. de Florian and M. Grazzini, *Transverse-momentum resummation and the spectrum of the Higgs boson at the LHC*, *Nucl. Phys.* **B 737** (2006) 73 [[hep-ph/0508068](#)] [[INSPIRE](#)].
- [42] G. Bozzi, S. Catani, D. de Florian and M. Grazzini, *Higgs boson production at the LHC: transverse-momentum resummation and rapidity dependence*, *Nucl. Phys.* **B 791** (2008) 1 [[arXiv:0705.3887](#)] [[INSPIRE](#)].
- [43] S. Catani and M. Grazzini, *QCD transverse-momentum resummation in gluon fusion processes*, *Nucl. Phys.* **B 845** (2011) 297 [[arXiv:1011.3918](#)] [[INSPIRE](#)].
- [44] S. Catani, L. Cieri, D. de Florian, G. Ferrera and M. Grazzini, *Universality of transverse-momentum resummation and hard factors at the NNLO*, *Nucl. Phys.* **B 881** (2014) 414 [[arXiv:1311.1654](#)] [[INSPIRE](#)].
- [45] Y. Gao, C.S. Li and J.J. Liu, *Transverse momentum resummation for Higgs production in soft-collinear effective theory*, *Phys. Rev.* **D 72** (2005) 114020 [[hep-ph/0501229](#)] [[INSPIRE](#)].
- [46] A. Idilbi, X.-d. Ji and F. Yuan, *Transverse momentum distribution through soft-gluon resummation in effective field theory*, *Phys. Lett.* **B 625** (2005) 253 [[hep-ph/0507196](#)] [[INSPIRE](#)].

- [47] S. Mantry and F. Petriello, *Factorization and resummation of Higgs boson differential distributions in soft-collinear effective theory*, *Phys. Rev. D* **81** (2010) 093007 [[arXiv:0911.4135](#)] [[INSPIRE](#)].
- [48] S. Mantry and F. Petriello, *Transverse momentum distributions from effective field theory with numerical results*, *Phys. Rev. D* **83** (2011) 053007 [[arXiv:1007.3773](#)] [[INSPIRE](#)].
- [49] T. Becher and M. Neubert, *Drell-Yan production at small q_T , transverse parton distributions and the collinear anomaly*, *Eur. Phys. J. C* **71** (2011) 1665 [[arXiv:1007.4005](#)] [[INSPIRE](#)].
- [50] J. Collins, *Foundations of perturbative QCD*, Cambridge monographs on particle physics, nuclear physics and cosmology 32, (Cambridge University Press, Cambridge U.K. (2011).
- [51] M.G. Echevarria, A. Idilbi and I. Scimemi, *Factorization theorem for Drell-Yan at low q_T and transverse momentum distributions on-the-light-cone*, *JHEP* **07** (2012) 002 [[arXiv:1111.4996](#)] [[INSPIRE](#)].
- [52] J.-Y. Chiu, A. Jain, D. Neill and I.Z. Rothstein, *A formalism for the systematic treatment of rapidity logarithms in quantum field theory*, *JHEP* **05** (2012) 084 [[arXiv:1202.0814](#)] [[INSPIRE](#)].
- [53] D. Neill, I.Z. Rothstein and V. Vaidya, *The Higgs transverse momentum distribution at NNLL and its theoretical errors*, [arXiv:1503.00005](#) [[INSPIRE](#)].
- [54] J.C. Collins and T.C. Rogers, *Equality of two definitions for transverse momentum dependent parton distribution functions*, *Phys. Rev. D* **87** (2013) 034018 [[arXiv:1210.2100](#)] [[INSPIRE](#)].
- [55] M.G. Echevarria, A. Idilbi and I. Scimemi, *Soft and collinear factorization and transverse momentum dependent parton distribution functions*, *Phys. Lett. B* **726** (2013) 795 [[arXiv:1211.1947](#)] [[INSPIRE](#)].
- [56] T. Becher, M. Neubert and D. Wilhelm, *Higgs-boson production at small transverse momentum*, *JHEP* **05** (2013) 110 [[arXiv:1212.2621](#)] [[INSPIRE](#)].
- [57] M.G. Echevarria, T. Kasemets, P.J. Mulders and C. Pisano, *QCD evolution of (un)polarized gluon TMDPDFs and the Higgs q_T -distribution*, *JHEP* **07** (2015) 158 [[arXiv:1502.05354](#)] [[INSPIRE](#)].
- [58] G. Bozzi, S. Catani, G. Ferrera, D. de Florian and M. Grazzini, *Transverse-momentum resummation: a perturbative study of Z production at the Tevatron*, *Nucl. Phys. B* **815** (2009) 174 [[arXiv:0812.2862](#)] [[INSPIRE](#)].
- [59] G. Bozzi, S. Catani, G. Ferrera, D. de Florian and M. Grazzini, *Production of Drell-Yan lepton pairs in hadron collisions: transverse-momentum resummation at next-to-next-to-leading logarithmic accuracy*, *Phys. Lett. B* **696** (2011) 207 [[arXiv:1007.2351](#)] [[INSPIRE](#)].
- [60] G. Bozzi, S. Catani, D. de Florian and M. Grazzini, *The q_T spectrum of the Higgs boson at the LHC in QCD perturbation theory*, *Phys. Lett. B* **564** (2003) 65 [[hep-ph/0302104](#)] [[INSPIRE](#)].
- [61] D. de Florian, G. Ferrera, M. Grazzini and D. Tommasini, *Transverse-momentum resummation: Higgs boson production at the Tevatron and the LHC*, *JHEP* **11** (2011) 064 [[arXiv:1109.2109](#)] [[INSPIRE](#)].
- [62] D. de Florian, G. Ferrera, M. Grazzini and D. Tommasini, *Higgs boson production at the LHC: transverse momentum resummation effects in the $H \rightarrow 2\gamma$, $H \rightarrow WW \rightarrow l\nu l$ and $H \rightarrow ZZ \rightarrow 4l$ decay modes*, *JHEP* **06** (2012) 132 [[arXiv:1203.6321](#)] [[INSPIRE](#)].

- [63] R.V. Harlander, A. Tripathi and M. Wiesemann, *Higgs production in bottom quark annihilation: transverse momentum distribution at NNLO + NNLL*, *Phys. Rev. D* **90** (2014) 015017 [[arXiv:1403.7196](#)] [[INSPIRE](#)].
- [64] R.V. Harlander, H. Mantler and M. Wiesemann, *Transverse momentum resummation for Higgs production via gluon fusion in the MSSM*, *JHEP* **11** (2014) 116 [[arXiv:1409.0531](#)] [[INSPIRE](#)].
- [65] H. Kawamura, J. Kodaira, H. Shimizu and K. Tanaka, *The dilepton $Q(T)$ spectrum in transversely polarized Drell-Yan process in QCD*, *Prog. Theor. Phys.* **115** (2006) 667 [[hep-ph/0512137](#)] [[INSPIRE](#)].
- [66] H. Kawamura, J. Kodaira and K. Tanaka, *Soft gluon corrections to double transverse-spin asymmetries for small- $Q(T)$ dilepton production at RHIC and J-PARC*, *Nucl. Phys. B* **777** (2007) 203 [[hep-ph/0703079](#)] [[INSPIRE](#)].
- [67] H. Kawamura, J. Kodaira and K. Tanaka, *Transversely polarized Drell-Yan process and soft gluon resummation in QCD*, *Prog. Theor. Phys.* **118** (2007) 581 [[arXiv:0709.1752](#)] [[INSPIRE](#)].
- [68] H. Kawamura, J. Kodaira and K. Tanaka, *Double-spin asymmetries for small- $Q(T)$ Drell-Yan pair production in transversely polarized $p\bar{p}$ collisions*, *Phys. Lett. B* **662** (2008) 139 [[arXiv:0801.0026](#)] [[INSPIRE](#)].
- [69] G. Bozzi, B. Fuks and M. Klasen, *Transverse-momentum resummation for slepton-pair production at the CERN LHC*, *Phys. Rev. D* **74** (2006) 015001 [[hep-ph/0603074](#)] [[INSPIRE](#)].
- [70] M. Grazzini, *Soft-gluon effects in WW production at hadron colliders*, *JHEP* **01** (2006) 095 [[hep-ph/0510337](#)] [[INSPIRE](#)].
- [71] P. Meade, H. Ramani and M. Zeng, *Transverse momentum resummation effects in W^+W^- measurements*, *Phys. Rev. D* **90** (2014) 114006 [[arXiv:1407.4481](#)] [[INSPIRE](#)].
- [72] R. Frederix and M. Grazzini, *Higher-order QCD effects in the $h \rightarrow ZZ$ search channel at the LHC*, *Phys. Lett. B* **662** (2008) 353 [[arXiv:0801.2229](#)] [[INSPIRE](#)].
- [73] M. Grazzini, S. Kallweit, D. Rathlev and M. Wiesemann, *Transverse-momentum resummation for vector-boson pair production at NNLL+NNLO*, *JHEP* **08** (2015) 154 [[arXiv:1507.02565](#)] [[INSPIRE](#)].
- [74] L. Cieri, F. Coradeschi and D. de Florian, *Diphoton production at hadron colliders: transverse-momentum resummation at next-to-next-to-leading logarithmic accuracy*, *JHEP* **06** (2015) 185 [[arXiv:1505.03162](#)] [[INSPIRE](#)].
- [75] G. Altarelli, R.K. Ellis, M. Greco and G. Martinelli, *Vector boson production at colliders: a theoretical reappraisal*, *Nucl. Phys. B* **246** (1984) 12 [[INSPIRE](#)].
- [76] P.B. Arnold and R.P. Kauffman, *W and Z production at next-to-leading order: from large $q(t)$ to small*, *Nucl. Phys. B* **349** (1991) 381 [[INSPIRE](#)].
- [77] C. Balázs, J.-w. Qiu and C.P. Yuan, *Effects of QCD resummation on distributions of leptons from the decay of electroweak vector bosons*, *Phys. Lett. B* **355** (1995) 548 [[hep-ph/9505203](#)] [[INSPIRE](#)].
- [78] C. Balázs and C.P. Yuan, *Soft gluon effects on lepton pairs at hadron colliders*, *Phys. Rev. D* **56** (1997) 5558 [[hep-ph/9704258](#)] [[INSPIRE](#)].
- [79] R.K. Ellis, D.A. Ross and S. Veseli, *Vector boson production in hadronic collisions*, *Nucl. Phys. B* **503** (1997) 309 [[hep-ph/9704239](#)] [[INSPIRE](#)].

- [80] R.K. Ellis and S. Veseli, *W and Z transverse momentum distributions: resummation in q_T space*, *Nucl. Phys. B* **511** (1998) 649 [[hep-ph/9706526](#)] [[INSPIRE](#)].
- [81] J.-w. Qiu and X.-f. Zhang, *QCD prediction for heavy boson transverse momentum distributions*, *Phys. Rev. Lett.* **86** (2001) 2724 [[hep-ph/0012058](#)] [[INSPIRE](#)].
- [82] J.-w. Qiu and X.-f. Zhang, *Role of the nonperturbative input in QCD resummed Drell-Yan Q_T distributions*, *Phys. Rev. D* **63** (2001) 114011 [[hep-ph/0012348](#)] [[INSPIRE](#)].
- [83] A. Kulesza and W.J. Stirling, *Soft gluon resummation in transverse momentum space for electroweak boson production at hadron colliders*, *Eur. Phys. J. C* **20** (2001) 349 [[hep-ph/0103089](#)] [[INSPIRE](#)].
- [84] A. Kulesza, G.F. Sterman and W. Vogelsang, *Joint resummation in electroweak boson production*, *Phys. Rev. D* **66** (2002) 014011 [[hep-ph/0202251](#)] [[INSPIRE](#)].
- [85] E.L. Berger and J.-w. Qiu, *Differential cross-section for Higgs boson production including all orders soft gluon resummation*, *Phys. Rev. D* **67** (2003) 034026 [[hep-ph/0210135](#)] [[INSPIRE](#)].
- [86] E.L. Berger and J.-w. Qiu, *Differential cross-sections for Higgs boson production at Tevatron collider energies*, *Phys. Rev. Lett.* **91** (2003) 222003 [[hep-ph/0304267](#)] [[INSPIRE](#)].
- [87] F. Landry, R. Brock, P.M. Nadolsky and C.P. Yuan, *Tevatron Run-1 Z boson data and Collins-Soper-Sterman resummation formalism*, *Phys. Rev. D* **67** (2003) 073016 [[hep-ph/0212159](#)] [[INSPIRE](#)].
- [88] S. Berge, P.M. Nadolsky and F.I. Olness, *Heavy-flavor effects in soft gluon resummation for electroweak boson production at hadron colliders*, *Phys. Rev. D* **73** (2006) 013002 [[hep-ph/0509023](#)] [[INSPIRE](#)].
- [89] S. Mantry and F. Petriello, *Transverse momentum distributions in the non-perturbative region*, *Phys. Rev. D* **84** (2011) 014030 [[arXiv:1011.0757](#)] [[INSPIRE](#)].
- [90] T. Becher, M. Neubert and D. Wilhelm, *Electroweak gauge-boson production at small q_T : infrared safety from the collinear anomaly*, *JHEP* **02** (2012) 124 [[arXiv:1109.6027](#)] [[INSPIRE](#)].
- [91] A. Banfi, M. Dasgupta, S. Marzani and L. Tomlinson, *Predictions for Drell-Yan ϕ^* and Q_T observables at the LHC*, *Phys. Lett. B* **715** (2012) 152 [[arXiv:1205.4760](#)] [[INSPIRE](#)].
- [92] M. Guzzi, P.M. Nadolsky and B. Wang, *Nonperturbative contributions to a resummed leptonic angular distribution in inclusive neutral vector boson production*, *Phys. Rev. D* **90** (2014) 014030 [[arXiv:1309.1393](#)] [[INSPIRE](#)].
- [93] U. D'Alesio, M.G. Echevarria, S. Melis and I. Scimemi, *Non-perturbative QCD effects in q_T spectra of Drell-Yan and Z-boson production*, *JHEP* **11** (2014) 098 [[arXiv:1407.3311](#)] [[INSPIRE](#)].
- [94] J.C. Collins and D.E. Soper, *Angular distribution of dileptons in high-energy hadron collisions*, *Phys. Rev. D* **16** (1977) 2219 [[INSPIRE](#)].
- [95] S. Catani, M. Grazzini and A. Torre, *Transverse-momentum resummation for heavy-quark hadroproduction*, *Nucl. Phys. B* **890** (2014) 518 [[arXiv:1408.4564](#)] [[INSPIRE](#)].
- [96] C.T.H. Davies, B.R. Webber and W.J. Stirling, *Drell-Yan cross-sections at small transverse momentum*, *Nucl. Phys. B* **256** (1985) 413 [[INSPIRE](#)].
- [97] C.T.H. Davies and W.J. Stirling, *Nonleading corrections to the Drell-Yan cross-section at small transverse momentum*, *Nucl. Phys. B* **244** (1984) 337 [[INSPIRE](#)].

- [98] S. Catani, L. Cieri, D. de Florian, G. Ferrera and M. Grazzini, *Vector boson production at hadron colliders: hard-collinear coefficients at the NNLO*, *Eur. Phys. J. C* **72** (2012) 2195 [[arXiv:1209.0158](#)] [[INSPIRE](#)].
- [99] T. Gehrmann, T. Lubbert and L.L. Yang, *Transverse parton distribution functions at next-to-next-to-leading order: the quark-to-quark case*, *Phys. Rev. Lett.* **109** (2012) 242003 [[arXiv:1209.0682](#)] [[INSPIRE](#)].
- [100] S. Catani, E. D’Emilio and L. Trentadue, *The gluon form-factor to higher orders: gluon gluon annihilation at small Q -transverse*, *Phys. Lett. B* **211** (1988) 335 [[INSPIRE](#)].
- [101] D. de Florian and M. Grazzini, *Next-to-next-to-leading logarithmic corrections at small transverse momentum in hadronic collisions*, *Phys. Rev. Lett.* **85** (2000) 4678 [[hep-ph/0008152](#)] [[INSPIRE](#)].
- [102] D. de Florian and M. Grazzini, *The structure of large logarithmic corrections at small transverse momentum in hadronic collisions*, *Nucl. Phys. B* **616** (2001) 247 [[hep-ph/0108273](#)] [[INSPIRE](#)].
- [103] S. Catani and M. Grazzini, *Higgs boson production at hadron colliders: hard-collinear coefficients at the NNLO*, *Eur. Phys. J. C* **72** (2012) 2013 [Erratum *ibid.* **C 72** (2012) 2132] [[arXiv:1106.4652](#)] [[INSPIRE](#)].
- [104] T. Gehrmann, T. Luebbert and L.L. Yang, *Calculation of the transverse parton distribution functions at next-to-next-to-leading order*, *JHEP* **06** (2014) 155 [[arXiv:1403.6451](#)] [[INSPIRE](#)].
- [105] S. Catani, M. Ciafaloni and F. Hautmann, *Gluon contributions to small x heavy flavor production*, *Phys. Lett. B* **242** (1990) 97 [[INSPIRE](#)].
- [106] S. Catani, M. Ciafaloni and F. Hautmann, *High-energy factorization and small x heavy flavor production*, *Nucl. Phys. B* **366** (1991) 135 [[INSPIRE](#)].
- [107] J.C. Collins and R.K. Ellis, *Heavy quark production in very high-energy hadron collisions*, *Nucl. Phys. B* **360** (1991) 3 [[INSPIRE](#)].
- [108] E.M. Levin, M.G. Ryskin, Yu.M. Shabelski and A.G. Shuvaev, *Heavy quark production in semihard nucleon interactions*, *Sov. J. Nucl. Phys.* **53** (1991) 657 [[INSPIRE](#)].
- [109] M. Deak, F. Hautmann, H. Jung and K. Kutak, *Forward jet production at the large hadron collider*, *JHEP* **09** (2009) 121 [[arXiv:0908.0538](#)] [[INSPIRE](#)].
- [110] J. Blumlein, *Analytic continuation of Mellin transforms up to two loop order*, *Comput. Phys. Commun.* **133** (2000) 76 [[hep-ph/0003100](#)] [[INSPIRE](#)].
- [111] J. Blumlein and S. Kurth, *Harmonic sums and Mellin transforms up to two loop order*, *Phys. Rev. D* **60** (1999) 014018 [[hep-ph/9810241](#)] [[INSPIRE](#)].
- [112] J. Blumlein and V. Ravindran, *Mellin moments of the next-to-next-to leading order coefficient functions for the Drell-Yan process and hadronic Higgs-boson production*, *Nucl. Phys. B* **716** (2005) 128 [[hep-ph/0501178](#)] [[INSPIRE](#)].
- [113] J. Blumlein and S.-O. Moch, *Analytic continuation of the harmonic sums for the 3-loop anomalous dimensions*, *Phys. Lett. B* **614** (2005) 53 [[hep-ph/0503188](#)] [[INSPIRE](#)].
- [114] S. Catani and M. Grazzini, *An NNLO subtraction formalism in hadron collisions and its application to Higgs boson production at the LHC*, *Phys. Rev. Lett.* **98** (2007) 222002 [[hep-ph/0703012](#)] [[INSPIRE](#)].
- [115] E. Laenen, G.F. Sterman and W. Vogelsang, *Higher order QCD corrections in prompt photon production*, *Phys. Rev. Lett.* **84** (2000) 4296 [[hep-ph/0002078](#)] [[INSPIRE](#)].

- [116] NNPDF collaboration, R.D. Ball et al., *Parton distributions for the LHC Run II*, *JHEP* **04** (2015) 040 [[arXiv:1410.8849](#)] [[INSPIRE](#)].
- [117] PARTICLE DATA GROUP collaboration, K.A. Olive et al., *Review of particle physics*, *Chin. Phys. C* **38** (2014) 090001 [[INSPIRE](#)].
- [118] E.L. Berger, J.-w. Qiu and X.-f. Zhang, *QCD factorized Drell-Yan cross-section at large transverse momentum*, *Phys. Rev. D* **65** (2002) 034006 [[hep-ph/0107309](#)] [[INSPIRE](#)].
- [119] E.L. Berger, J. Gao, Z.-B. Kang, J.-W. Qiu and H. Zhang, *Hadronic production of W and Z bosons at large transverse momentum*, *Phys. Rev. D* **91** (2015) 113001 [[arXiv:1503.08836](#)] [[INSPIRE](#)].
- [120] N. Kidonakis and V. Del Duca, *Electroweak boson hadroproduction at large transverse momentum: factorization, resummation and NNLO corrections*, *Phys. Lett. B* **480** (2000) 87 [[hep-ph/9911460](#)] [[INSPIRE](#)].
- [121] N. Kidonakis and R.J. Gonsalves, *NNLO soft-gluon corrections for the Z-boson and W-boson transverse momentum distributions*, *Phys. Rev. D* **89** (2014) 094022 [[arXiv:1404.4302](#)] [[INSPIRE](#)].
- [122] T. Becher, C. Lorentzen and M.D. Schwartz, *Resummation for W and Z production at large p_T* , *Phys. Rev. Lett.* **108** (2012) 012001 [[arXiv:1106.4310](#)] [[INSPIRE](#)].
- [123] T. Becher, G. Bell, C. Lorentzen and S. Marti, *Transverse-momentum spectra of electroweak bosons near threshold at NNLO*, *JHEP* **02** (2014) 004 [[arXiv:1309.3245](#)] [[INSPIRE](#)].
- [124] CMS collaboration, *Measurement of the rapidity and transverse momentum distributions of Z bosons in pp collisions at $\sqrt{s} = 7$ TeV*, *Phys. Rev. D* **85** (2012) 032002 [[arXiv:1110.4973](#)] [[INSPIRE](#)].
- [125] ATLAS collaboration, *Measurement of the Z/ γ^* boson transverse momentum distribution in pp collisions at $\sqrt{s} = 7$ TeV with the ATLAS detector*, *JHEP* **09** (2014) 145 [[arXiv:1406.3660](#)] [[INSPIRE](#)].
- [126] ATLAS collaboration, *Measurement of the transverse momentum distribution of W bosons in pp collisions at $\sqrt{s} = 7$ TeV with the ATLAS detector*, *Phys. Rev. D* **85** (2012) 012005 [[arXiv:1108.6308](#)] [[INSPIRE](#)].
- [127] ATLAS collaboration, *Measurement of angular correlations in Drell-Yan lepton pairs to probe Z/ γ^* boson transverse momentum at $\sqrt{s} = 7$ TeV with the ATLAS detector*, *Phys. Lett. B* **720** (2013) 32 [[arXiv:1211.6899](#)] [[INSPIRE](#)].
- [128] LHCb collaboration, *Measurement of the cross-section for $Z \rightarrow e^+e^-$ production in pp collisions at $\sqrt{s} = 7$ TeV*, *JHEP* **02** (2013) 106 [[arXiv:1212.4620](#)] [[INSPIRE](#)].
- [129] A. Banfi, M. Dasgupta and S. Marzani, *QCD predictions for new variables to study dilepton transverse momenta at hadron colliders*, *Phys. Lett. B* **701** (2011) 75 [[arXiv:1102.3594](#)] [[INSPIRE](#)].
- [130] A. Banfi, M. Dasgupta, S. Marzani and L. Tomlinson, *Probing the low transverse momentum domain of Z production with novel variables*, *JHEP* **01** (2012) 044 [[arXiv:1110.4009](#)] [[INSPIRE](#)].
- [131] S. Catani and B.R. Webber, *Infrared safe but infinite: soft gluon divergences inside the physical region*, *JHEP* **10** (1997) 005 [[hep-ph/9710333](#)] [[INSPIRE](#)].