

Improved spectral descriptions of planetary nebulae central stars (Research Note)

W. A. Weidmann^{1,*}, R. H. Méndez², and R. Gamen^{3,**}

¹ Observatorio Astronómico Córdoba, Universidad Nacional de Córdoba, Argentina
e-mail: walter@oac.uncor.edu

² Institute for Astronomy, University of Hawaii, 2680 Woodlawn Drive, HI 96822 Honolulu, USA

³ Instituto de Astrofísica de La Plata, CCT La Plata-CONICET, Facultad de Ciencias Astronómicas y Geofísicas Universidad Nacional de La Plata, Argentina
e-mail: rgamen@fcaglp.unlp.edu.ar

Received 14 March 2015 / Accepted 2 May 2015

ABSTRACT

Context. At least 492 central stars of Galactic planetary nebulae (CSPNs) have been assigned spectral types. Since many CSPNs are faint, these classification efforts are frequently made at low spectral resolution. However, the stellar Balmer absorption lines are contaminated with nebular emission; therefore in many cases a low-resolution spectrum does not enable the determination of the H abundance in the CSPN photosphere. Whether or not the photosphere is H deficient is arguably the most important fact we should expect to extract from the CSPN spectrum, and should be the basis for an adequate spectral classification system.

Aims. Our purpose is to provide accurate spectral classifications and contribute to the knowledge of central stars of planetary nebulae and stellar evolution.

Methods. We have obtained and studied higher quality spectra of CSPNs described in the literature as weak emission-line star (WELS). We provide descriptions of 19 CSPN spectra. These stars had been previously classified at low spectral resolution. We used medium-resolution spectra taken with the Gemini Multi-Object Spectrograph (GMOS). We provide spectral types in the Morgan-Keenan (MK) system whenever possible.

Results. Twelve stars in our sample appear to have normal H rich photospheric abundances, and five stars remain unclassified. The rest (two) are most probably H deficient. Of all central stars described by other authors as WELS, we find that at least 26% of them are, in fact, H rich O stars, and at least 3% are H deficient. This supports the suggestion that the denomination WELS should not be taken as a spectral type, because, as a WELS is based on low-resolution spectra, it cannot provide enough information about the photospheric H abundance.

Key words. planetary nebulae: general – stars: emission-line, Be – stars: evolution – stars: early-type

1. Introduction

Most main-sequence star spectra can be classified in a simple two-dimensional system (surface temperature and surface gravity) because they share almost the same chemical composition and do not have strong winds. When we need to allow for chemical peculiarities and strong stellar winds, the classification system necessarily becomes more complicated; that is the case for central stars of planetary nebulae (CSPNs). In particular, it is very important to decide which CSPNs are H deficient. This has a direct impact on the theory of stellar evolution because the simplest picture of post-asymptotic giant branch (AGB) single star evolution (e.g., [Schonberner 1989](#)) requires a departure from the AGB before the H rich envelope is depleted, leading to the expectation that all CSPNs retain a normal H rich composition. In contrast, observations clearly indicate that about 30% of CSPNs are H deficient (e.g., [Mendez 1991](#)). The most popular solution to this problem is the born-again mechanism (e.g., [Iben 1984](#)).

Hence, the empirical information about H deficiency is arguably the most important fact that a spectral classification for CSPNs should provide. Unfortunately, to extract this information from CSPN spectra is hard because (1) they are faint

(60% of the CSPNs listed in the SECGPN¹ have $V > 15.5$; for many other stars in that catalogue no apparent magnitude is listed); and (2) the CSPN spectra often suffer contamination from strong nebular emissions, in particular, the Balmer lines.

Because of the faintness of CSPNs, a lot of work related to spectral classification is done at low spectral resolution, but precisely because of that fact, the resulting “spectral types” frequently fail to establish whether or not the photosphere is H deficient. An example of this situation is the introduction by [Tylenda et al. \(1993\)](#) of the spectral description weak emission line stars (WELS). This denomination essentially means that the stellar emission lines are not of Wolf-Rayet type. Because of the contamination with the nebular emission spectrum at low spectral resolution, however, it is not possible to ascertain if the Balmer absorption lines are present. Some authors (e.g., [Fogel et al. 2003](#); [Werner & Herwig 2006](#)) have already remarked that WELS, as a group, are quite heterogeneous.

In particular, in complex cases such as CSPNs, we believe that it is important to avoid unnecessary confusion, and to restrict the terms “spectral type” and “spectral classification” to those cases where the available information permits us to decide whether or not the stellar photosphere is H rich. In other words, we propose to refrain from using WELS as a spectral

* Member of Carrera del Investigador CONICET, Argentina.

** Member of Carrera del Investigador CONICET, Argentina.

¹ [Acker et al. \(1992\)](#).

Table 1. GMOS spectra of WELS CSPNs.

PN G	Name	Gemini program	Spectral range [Å]	Grating	Integration [s]
000.3+12.2	IC 4634	GS-2012A-Q-69	3767–5977	B1200	1 × 900
009.6+14.8	NGC 6309	GS-2011A-Q-65	3767–5225	B1200	1 × 1800
015.4–04.5	M 1-53	GS-2013A-Q-44	4500–5970	B1200	3 × 390
025.8–17.9	NGC 6818	GS-2011A-Q-65	3770–5220	B1200	1 × 1800
034.6+11.8	NGC 6572	GN-2014A-Q-107	3700–6500	B600	1 × 1200
038.2+12.0	Cn 3-1	GN-2014A-Q-107	3700–6500	B600	3 × 800
051.9–03.8	M 1-73	GN-2014B-Q-101	3970–5430	B1200	3 × 450
054.1–12.1	NGC 6891	GN-2014A-Q-107	3700–6500	B600	3 × 600
057.2–08.9	NGC 6879	GN-2014B-Q-101	3970–5430	B1200	3 × 500
058.3–10.9	IC 4997	GN-2014A-Q-107	3700–6500	B600	3 × 1200
096.4+29.9	NGC 6543	GN-2014A-Q-107	3700–6500	B600	3 × 200
159.0–15.1	IC 351	GN-2014B-Q-101	3970–5430	B1200	3 × 900
190.3–17.7	J 320	GN-2014B-Q-101	3970–5430	B1200	3 × 400
307.2–09.0	He 2-97	GS-2013A-Q-44	4500–5970	B1200	2 × 210
312.3+10.5	NGC 5307	GS-2011A-Q-65	3767–5228	B1200	1 × 900
345.0–04.9	Cn 1-3	GS-2013A-Q-44	4500–5970	B1200	2 × 340
348.0–13.8	IC 4699	GS-2013A-Q-44	4500–5970	B1200	3 × 410
349.3–01.1	NGC 6337	GS-2011A-Q-91	4000–5520	B1200	4 × 600
355.7–03.5	H 1-35	GS-2013A-Q-44	4500–5970	B1200	2 × 760

type, because it induces us to think that all the stars so described have similar spectra, and that may not be the case.

Of course this statement can be tested empirically, which is the purpose of this paper. Of at least 492 CSPNs that have been spectroscopically described, 72 have been called WELS (Weidmann & Gamen 2011b). We selected a sample of 19 WELS CSPNs (26% of the total), and we endeavoured to obtain higher resolution spectra, which allows us to qualitatively determine if their photospheres are H rich or H deficient.

Section 2 describes the spectrograms and reduction procedures, Sect. 3 explains the classification criteria, and Sect. 4 presents the spectral descriptions and classifications. We present and summarize our conclusions in Sects. 5 and 6.

2. Observations and data reduction

We observed nineteen CSPN described as WELS with Gemini Multi-Object Spectrographs (GMOS-N and GMOS-S) at the Gemini Telescopes North and South, see Table 1. We ordered these objects by Galactic longitude.

Our spectrograms were acquired under programs GS-2013A-Q-44, GN-2014A-Q-107 and GN-2014B-Q-101 (PI: Weidmann). We increased our sample with all GMOS CSPN spectra that were publicly available in the Gemini database.

For our programs, we selected the B1200 grating ($R \approx 2300$) at long-slit mode used with a 0.75" slit, or grating B600 ($R \approx 1700$) with a 1" slit. The selected spectral range (see Table 1) is useful to identify/classify O-type as well as Wolf-Rayet stars.

We chose the science exposure times as a function of the CSPN magnitude (Acker et al. 1990) to reach a signal-to-noise up to 100 (see Table 1). The strong nebular emission lines frequently saturated the CCD chip.

To reduce the data, we followed standard procedures using tasks in the gemini.gmos IRAF package as well as generic IRAF² tasks. The reduction procedures included image trimming, flat fielding, wavelength calibration, sky subtraction, and

² IRAF is distributed by the National Optical Astronomical Observatories, operated by the Association of Universities for Research in Astronomy, Inc., under contract to the National Science Foundation of the USA.

relative flux calibration (the spectrophotometric standard star EG 131 was used for this purpose, see Bessell 1999).

The spectra were reduced separately and then combined for the final 1D-spectral extraction. We rectified the continua, and shifted the spectra in wavelength to zero radial velocity. Whenever possible, the contribution from the nebula was subtracted by interpolating nebular regions on opposite sides of the CSPN.

3. Spectral classification criteria

Given the high surface temperatures of CSPNs, we clearly have to deal with the earliest spectral types in the MK system. The MK system has recently been extended (Sota et al. 2011, 2014), building on earlier work by Nolan Walborn. See also Walborn et al. (2010). It should be obvious that only some CSPN spectra can be given an MK type. The MK system presupposes a normal H rich photospheric composition and low or, at most, moderate mass-loss rate. If any of these conditions are not met, each individual spectrum becomes almost unique, and the exercise of spectral classification becomes much harder.

We decided to proceed in the following way. For H rich stars classifiable as O and Of, we tried to provide the best possible classification in the system of Sota et al. (2011). Note, in particular, the list of qualifiers in their Table 3. It should be clear that using the Sota et al. spectral types necessarily implies that the star in question is demonstrably H rich. The “luminosity classes” should instead be interpreted as “surface gravity classes”; since CSPNs are less massive, they are of course less luminous than the typical massive O-type stars of Sota et al. with similar luminosity classification.

Among CSPNs we also find spectra that are quite different from any MK standard. In these cases, we prefer to follow the classification scheme of Mendez (1991). In particular, we follow the spectral type Of-WR(H), indicating a denser stellar wind, with broad emission lines and blue-shifted profiles for key diagnostic lines, plus essentially normal H rich composition and the spectral type O(He), which indicates a H poor photosphere with He as the predominant element. Our identification of H or He as the most abundant photospheric element is based on the behavior of the intensities of even-n and odd-n Pickering

Table 2. Improved spectral classification and key lines in medium resolution spectra of WELS CSPNs.

PN G	Name	S.T.	4542	4686	5412	H β	N v	C IV	O v	N.S.
000.3+12.2	IC 4634	O3 I f*	A	AE	A	A	A	E	A	y
009.6+14.8	NGC 6309	O(He)	A	A	A?	A	E	E?	–	y
015.4–04.5	M 1-53	O3 I f	A	E	A	A	A	E	A	y
025.8–17.9	NGC 6818	not classif	A?	E	A?	A?	–	E	–	y
034.6+11.8	NGC 6572	Of-WR(H)	A	E	E	E	E	E	A	y
038.2+12.0	Cn 3-1	O7 Ib (f)	A	–	A	A	–	A	–	n
051.9–03.8	M 1-73	O3.5 I f	A	E	A	AE	A	E	–	y
054.1–12.1	NGC 6891	O3 Ib (f*)	A	AE	A	A	A	E	A	y
057.2–08.9	NGC 6879	O3f(He)	A	E	A	A?	A	E?	A	n
058.3–10.9	IC 4997	not classif	A	E	–	–	A?	E	–	n
096.4+29.9	NGC 6543	Of-WR(H)	A?	E	E	E	E	E	A	y
159.0–15.1	IC 351	Of(H)	A	E?	A	A	E	N/D	A?	n
190.3–17.7	J 320	O3 V ((f))	A	A	A	A	A	N/D	A	y
307.2–09.0	He 2-97	Of-WR(H)	AE	E	–	E	E	E	–	n
312.3+10.5	NGC 5307	O3.5 V	A	A	A	A	A	E	A	y
345.0–04.9	Cn 1-3	not classif	A	E?	A	E?	–	E	–	n
348.0–13.8	IC 4699	O3 V ((f))	A	A	A	A	A	E	A	y
349.3–01.1	NGC 6337	not classif	E	E	E	E	E	E	–	y
355.7–03.5	H 1-35	not classif	A	E?	A?	E	E?	E?	E?	n

Notes. The N.S. column indicates whether or not it was possible to subtract the nebular component. The letters A and E mean that the ion was in absorption and emission, respectively. An undetected ion was denoted (–), and N/D means no data available in the corresponding spectral range. The columns labeled “N v”, “C IV” and “O v” indicate the doublet at 4603–19 Å, the doublet at 5801–11 Å and 5114 Å respectively. References for the C IV doublet at 5806 Å are Weidmann & Gamen (2011a), Tylanda et al. (1993), and the spectra shown in Figs. 6.

Table 3. Other O- and Of-type CSPNs described as WELS.

PN G	Name	S.T.	References	CIV emission ref.
002.0–06.2	M 2-33	O5f(H)	HP2007	HP2007
002.1–02.2	M 3-20	Of	AK1987	em? GC2009
003.9–14.9	Hb 7	O3	GP2001	no em TA1993
016.4–01.9	M 1-46	Of(H)	H2003	no em TA1993
264.4–12.7	He 2-5	Of(H)	M1991	N/D
315.1–13.0	He 2-131	O8(f)p	MN1979	no em TA1993
316.1+08.4	He 2-108	Of(H)	M1991	PCygni MA2003

References. HP2007 (Hultzsch et al. 2007), H2003 (Handler 2003), GP2001 (Gaubas et al. 2001), M1991 (Mendez 1991), AK1987 (Aller & Keyes 1987), MN1979 (Mendez & Niemela 1979), GC2009 (Górny et al. 2009), TA1993 (Tylanda et al. 1993), MA2003 (Marcolino & de Araújo 2003).

He II lines; the even-n lines blend with the corresponding Balmer lines.

The determined spectral types are given in Table 2, and the spectra are shown in Figs. 1 to 5, arranged according to the spectral type. In addition, we include the red part of the spectra (Figs. 6) to highlight the presence and intensity of ions such as O V and C IV.

In next section, we present individual descriptions for each of the central stars we observed. In some cases, the strength of the nebular emission lines made classification impossible (H abundance undecided). In these cases the only solution is higher spectral resolution and/or much more efficient nebular subtraction, which can be obtained, for example, in excellent seeing conditions using a much narrower spectrograph slit.

4. Stellar descriptions and classifications: notes on individual objects

IC 4634: Balmer and He II absorption lines clearly visible. The 4686 Å emission line shows a P Cygni-type profile, obviously of stellar origin. Together with a N IV 4058 Å emission stronger than N III 4640 Å emission, this indicates a qualifier f*. The

N v absorption doublet is strong, but weaker than He II 4541, leading to a spectral type O3.

NGC 6309: He II 4686 and 4541 in absorption. Since 4541 appears to be stronger than any absorption at 4340, we believe that this star is a new example of spectral type O(He) (Mendez 1991).

M 1-53: Balmer and He II 4541 in absorption. The N v 4603–19 Å absorption doublet is present, but weaker than 4541, indicating a spectral type O3. Other lines present: N III 4634–40–42 Å, C IV 4658 Å emissions, O v 5114 Å absorption. The presence of O VI emission at 5290 Å further suggests a very hot star.

NGC 6818: this nebula’s angular size made a reasonable nebular emission subtraction possible. However, the nebular emissions are so strong that no stellar feature is clearly visible, with the only exception of He II 4686 emission which we could not classify. Higher spectral resolution will be necessary.

NGC 6572: broad Balmer and He II 4686 emissions (most absorptions seen in our spectrum are an artifact of nebular subtraction). Note that 4541 is not in emission, therefore this star cannot be classified as a Wolf-Rayet. There may be a stellar absorption of C III at 4069 Å. There is strong C III emission

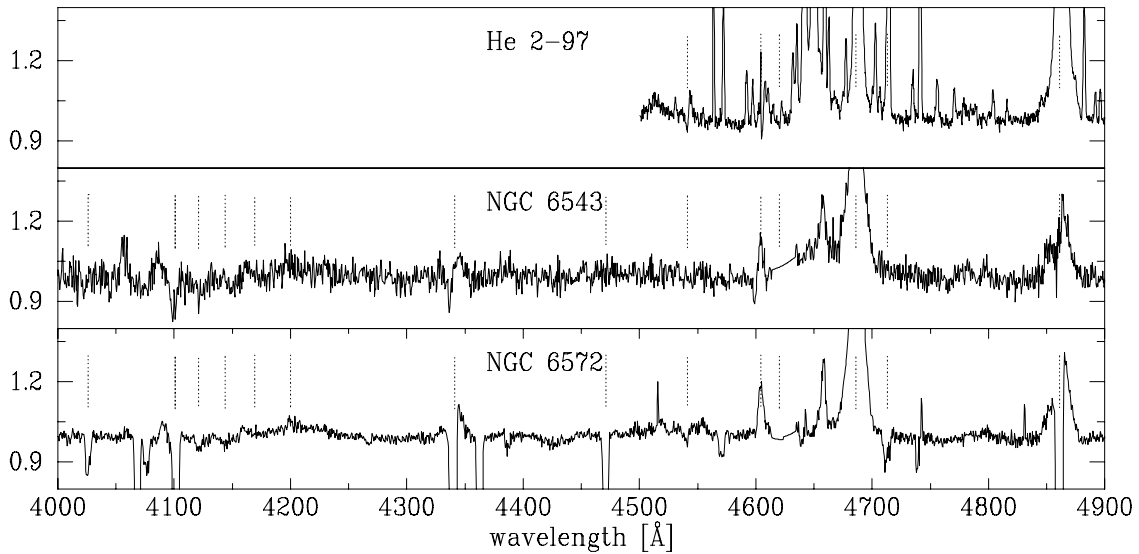


Fig. 3. Normalized spectra of Of-WR(H) CSPN. Note the broad emission of He II at 4686 Å.

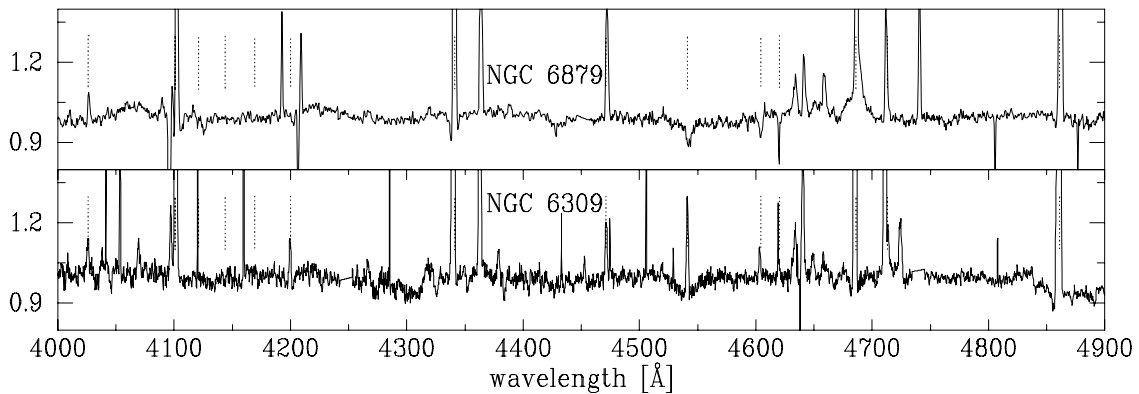


Fig. 4. Normalized spectra of possible O(He) CSPN.

at 4658 Å. O VI emission is visible at 5290 Å. This star has been classified as Of-WR(H) by Mendez (1991). A good spectrum longward of 4200 Å has been published by Mendez et al. (1990).

Cn 3-1: Balmer lines in absorption. Both He I 4471 and He II 4541 clearly seen in absorption; this indicates a rather low-temperature star. From the ratio 4471/4541 it is an O7 star. The C IV doublet at 5806 Å is in absorption, again consistent with a lower temperature (this doublet changes from absorption into emission at effective temperatures around 50 000 K; see Sect. 5.1 below). There is absorption of C III and N III at 4070 and 4097 Å, respectively, together with Si IV at 4089 and 4116 Å. Since there is emission at N III 4634-40-42 Å, and He II 4686 is absent, presumably filled with emission, we adopt a qualifier (f) for this star. Note the presence of Si IV emission at 4486, 4504 Å. Another nice example of this Si IV doublet in a central star spectrum is shown in Fig. 1 of Hultsch et al. (2007).

M 1-73: the Balmer profiles are affected by nebular subtraction, but H β appears to show a P Cygni profile. Well-defined absorption lines of He II (at 5412, 4541 and 4200 Å). The He II stellar feature at 4686 has an equivalent width of 4.3 Å, suggesting photospheric emission (the nebular FWHM is 2.2 Å), therefore we classify this star as Of. The absorption lines of N V suggest an O3.5 star.

NGC 6891: a reasonably good nebular emission subtraction was possible. The Balmer series and He II absorptions are clearly visible. He II at 4686 Å shows a P Cygni profile. The N V absorption at 4603 Å is clearly present (the 4619 line is not visible because of a CCD gap). We adopt a type O3. The weakness of N III at 4640 Å and the prominent emission of N IV at 4058 Å suggests a qualifier (f*). Si IV at 4088, 4116 Å, and C IV at 4658 Å appear in emission. This CSPN was classified as Of(H) (Mendez 1991), essentially in agreement with our classification.

NGC 6879: compact nebula, very strong nebular emissions. Since the absorption at He II 4541 appears to be slightly stronger than the absorption at 4340, we believe that this star may be H deficient, although a higher resolution spectrum would be desirable. The presence of N V 4603-19 indicates an early spectral type. Since N III 4634-40-41, and He II 4686 are in emission, we adopt a spectral type O3f(He), following Mendez (1991). Si IV 4088, 4116 appear to be in emission.

IC 4997: this nebula is spatially unresolved, and the stellar spectrum is severely contaminated with nebular emissions. We see absorption lines of He II (4542, 4200 and 5412 Å). The presence of photospheric H cannot be decided. The emission of He II at 4686 Å is wider than nebular lines, suggesting a stellar origin.

NGC 6543: this star has been classified as Of-WR(H) by Mendez (1991), indicating that it is H rich. The spectrum is similar to that of NGC 6572. Georgiev et al. (2008) analyzed a high

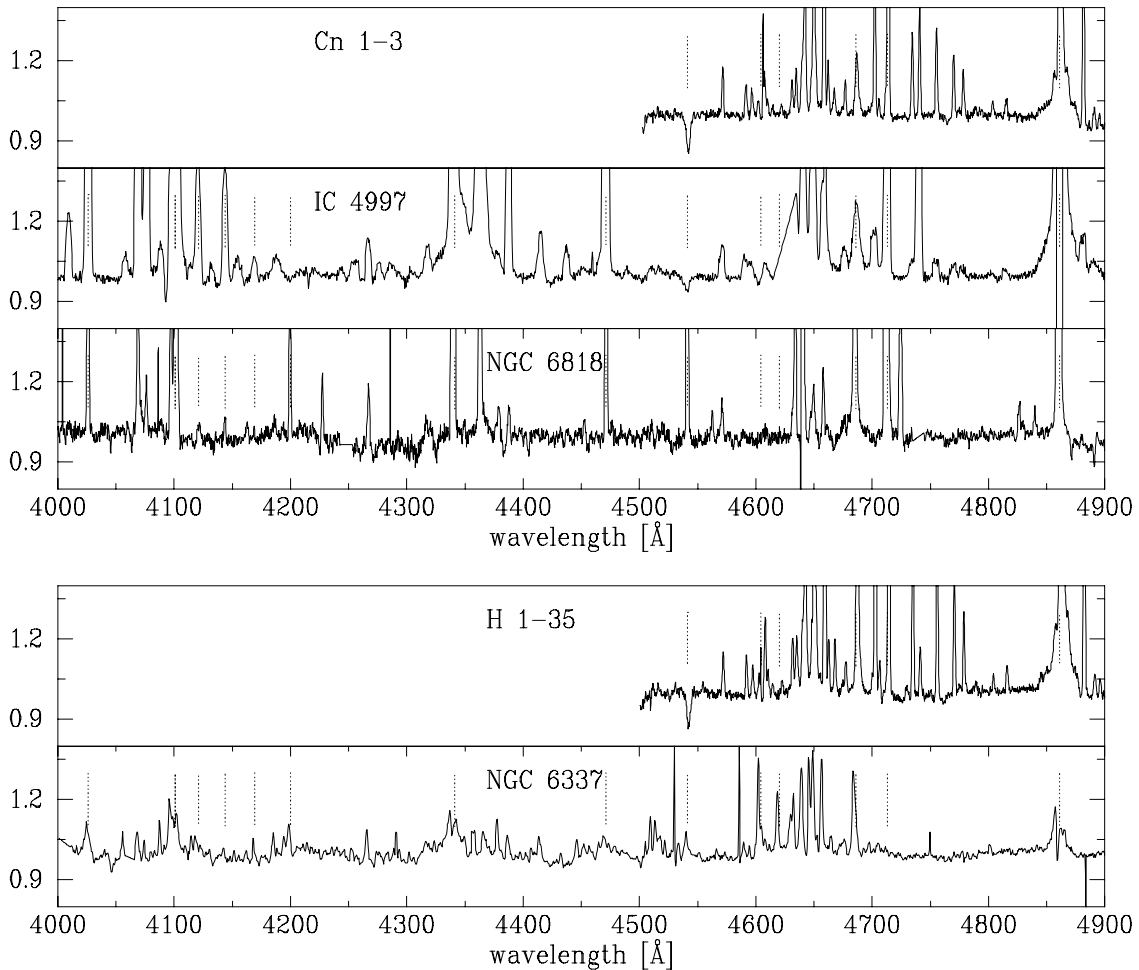


Fig. 5. CSPN without classification. Note the evident absorption of He II in Cn 1-3, IC 4997, and H 1-35.

quality spectrum of this star. Although they did not propose any spectral classification, they confirmed that the star is not H poor. Our spectral range allows us to describe C III at 5696 Å and C IV at 5806 Å. The former is absent, but the C IV emission is very intense and broad, confirming the impression that this star's wind is somewhat intermediate between Of and Wolf-Rayet, in agreement with (Mendez 1991). Other emission lines we identified are N IV at 4058 Å and N V at 4603 Å, C IV at 4658 Å, He II at 4686 and 5412 Å, O VI at 5290 Å.

IC 351: the stellar spectrum shows clear evidence of H γ 4340 and He II 4541, both in absorption. The He I line at 4471 Å is not visible because of nebular contamination, so we cannot estimate a reliable O subtype. This star is probably Of, although we cannot decide if there is any He II stellar emission at 4686 Å.

J 320: this object shows a clearly defined set of H and He II absorption lines, which together with strong N V 4603-19 absorptions and weak N III 4634-40-41 emissions is consistent with a spectral type O3(f).

He 2-97: this nebula is not resolved and the nebular lines are quite strong, however, part of the H β emission appears to be of stellar origin. The emissions of He II and C IV at 4686 and 5801-12 Å are wide (FWHM 6.5, 5.5 and 5.9 Å, respectively, while nebular lines have a FWHM of 2.0 Å). An interesting feature is the P Cygni profile of He II at 4541 Å, indicating a dense stellar wind. This central star looks similar to those of NGC 6543

and NGC 6572, but with stronger C III 4650. Following Mendez (1991), we have adopted a type Of-WR(H).

NGC 5307: the spectrum shows a clear Balmer series and He II lines all in absorption, in particular at 4686 Å. Absorption of N V at 4603 Å is visible. In addition, weak C IV emission at 4658 Å is visible. We adopt a spectral type O3.5 V.

Cn 1-3: the only clear absorption we see is He II 4541. The emission at 4686 Å is wider than the nebular lines, suggesting a stellar component and therefore a spectral type Of. It is not clear if H β has a stellar emission component, and therefore we refrain from classifying this star.

IC 4699: the spectrum shows a clear Balmer series and He II lines all in absorption, in particular at 4686 Å. Absorptions of N V at 4603, 19 Å are visible. In addition, weak N III emissions at 4634, 40, 41 Å are visible. We adopt a spectral type O3 V (f).

NGC 6337: this central star is a binary (Hillwig et al. 2006), detected through photometric variability. The emission lines are probably due to the irradiated companion (De Marco et al. 2008). No spectrum of this star has been published previously. Our spectrum looks similar to that of the central star of IPHASXJ194359.5+170901 (Corradi et al. 2011). There is no clear absorption line, however, we see a combination of absorption and emission lines at the Balmer series. This is confirmed by spectra taken at CASLEO (El Leoncito Astronomical Complex, San Juan, Argentina), with the 215 cm Sahade telescope; these

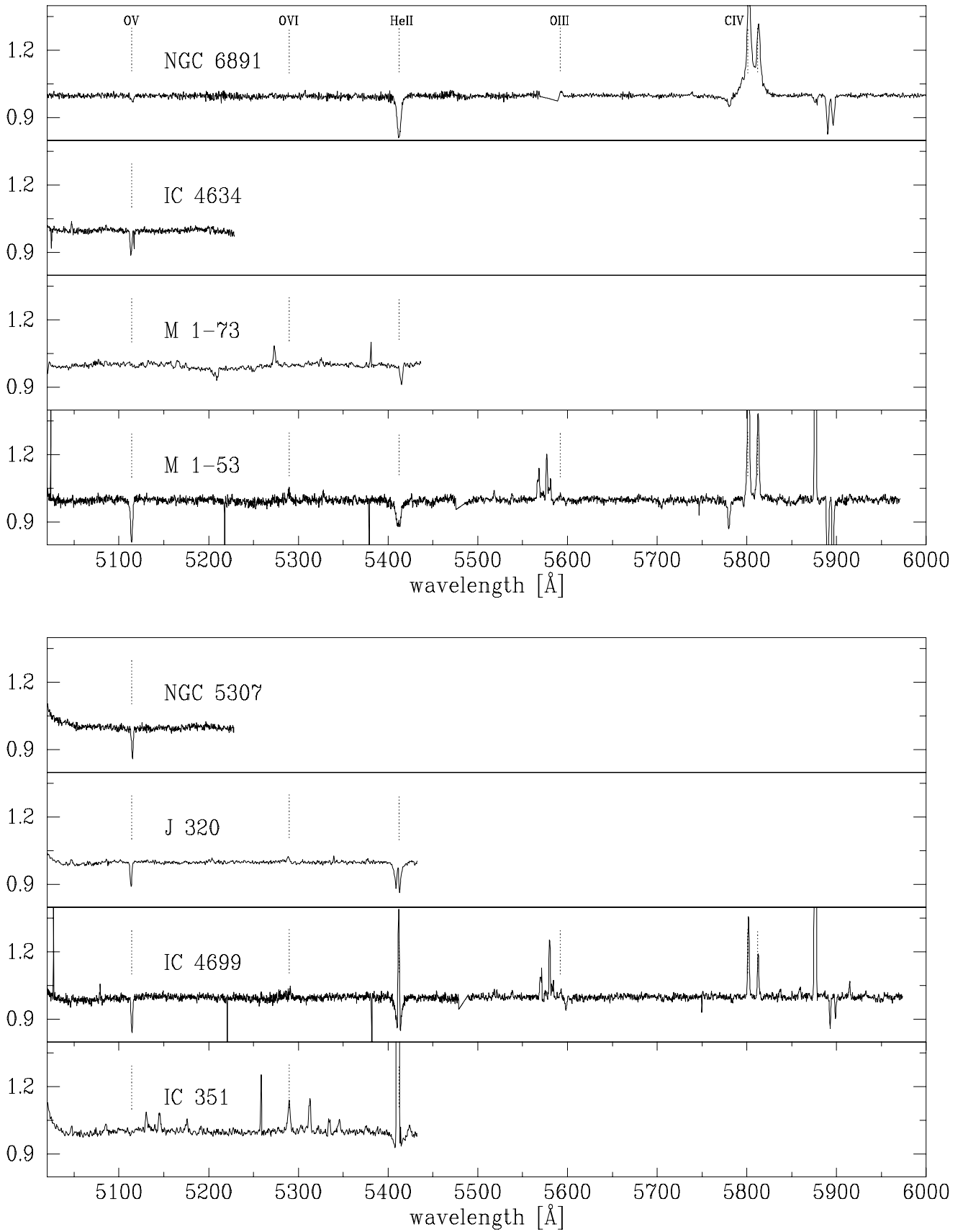


Fig. 6. “Red” part of the spectra shown in Figs. 1 to 5. Note the presence of the ions O V at 5114 Å, O VI at 5290 Å, O III at 5592 Å, He II at 5412 Å and C IV at 5806 Å.

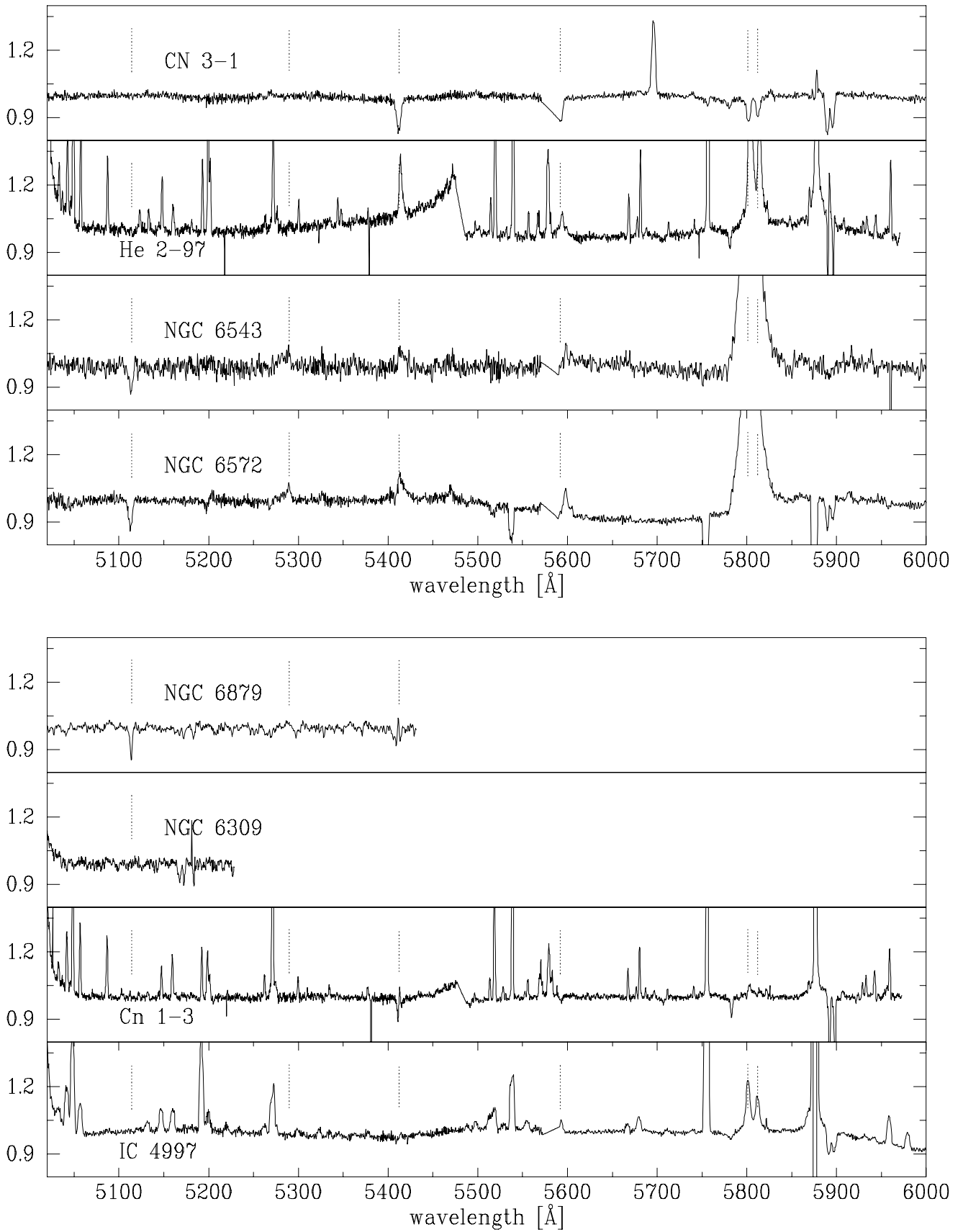


Fig. 6. continued.

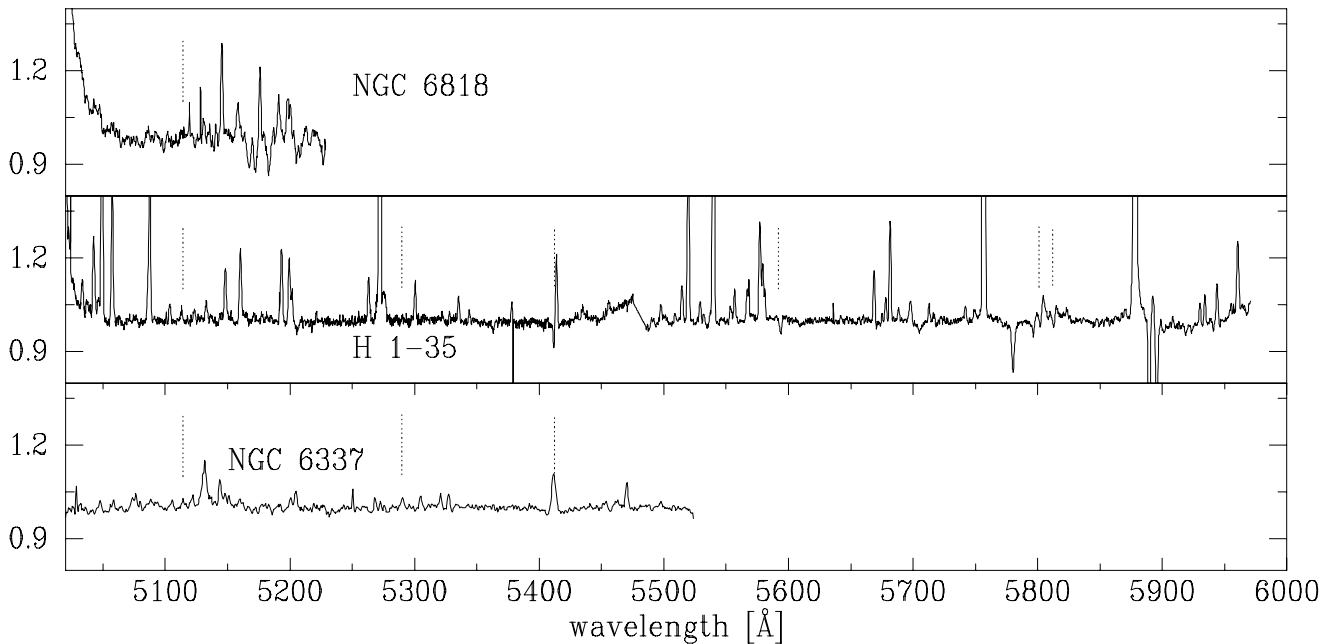


Fig. 6. continued.

spectra display a strong $H\alpha$ absorption. This suggests that the brightest star in the binary system is not a late-type star, and that it is H rich, but we refrain from classifying this star. There is an emission blend near 4650 Å, i.e., N V 4603-19, N III 4634-41 Å, C III 4647-51 Å, C IV 4658 Å, and He II 4686 Å. This collection of emission lines led to describe this star as WELS.

H 1-35: the available section of the spectrum is very similar to that of Cn 1-3. There seems to be a stellar $H\beta$ emission component, and the only absorption feature visible is He II 4541. We refrain from classifying this star.

5. Discussion and interpretation of our classifications

The WELS denomination was introduced by Tylenda et al. (1993). It has been used when some of the following stellar emission lines are observed: the 4650 group (N III 4634 + N III 4641 + C III 4647 + C III 4650 + C IV 4658), He II 4686, and C IV 5801-11. We explained in the introduction why we think this denomination should not be used as a spectral type. Other authors have expressed similar reservations: Miszalski (2012) and Kwitter et al. (2014, Sect. 5.3). We now summarize the result of our empirical test.

Our spectroscopic survey of 19 WELS stars has indeed shown a variety of spectral types. Nine CSPNs turn out to be H rich O and Of stars. Three can be classified as Of-WR(H) stars, in view of their denser stellar winds (Mendez 1991). In fact, two of them (NGC 6543 and NGC 6572) had been previously described as H rich, based on high-resolution spectra, before being described as WELS. We did not find any Wolf-Rayet star.

Hence, in our sample of 19 CSPNs, we found a total of 12 H rich stars. We classified two stars as probably O(He), although higher resolution spectra would be desirable to provide better confirmation. Five stars could not be reliably classified, again requiring a higher spectral resolution. We confirm that the denomination WELS means, in practice, “insufficient spectral information” to decide if these stars are H rich or not. Most of the WELS stars turn out to be H rich.

For completeness, it may be useful to add (see Table 3) a list of CSPNs, described as WELS from low-resolution spectra, that are in fact O and Of H rich stars, previously and/or subsequently classified as such on the basis of better spectrograms.

5.1. The C IV emission

A common feature in stars described as WELS is the emission doublet of C IV at 5801–11 Å. It is commonly attributed to the CSPN, but in some cases it may be due to the nebula instead; see the discussion of the stellar spectrum of NGC 5979 in Górný (2014). Clearly, if the PN is spatially unresolved and of high excitation, it may be hard to decide its origin. A higher spectral resolution would be required, for example to verify if a double-peaked emission due to nebular expansion can be resolved.

However, in many CSPNs this C IV doublet is clearly of stellar origin. We compare now this C IV emission with Pop I stars. According to Conti (1974), the C IV doublet is not seen in emission, even in the most extreme Of stars. Jaschek & Jaschek (1995) agrees, also noting that O-type stars show this doublet in absorption, with a maximum around O7. Walborn (2001) recognizes that the emission of C IV at 5806 Å has not received too much attention in the literature. In addition, C IV emission is not reported in sdO stars (Drilling et al. 2013).

Walborn & Howarth (2000) have shown that these C IV lines are visible in emission in the spectrum of O3 If* type stars, almost neutral in O4 If, and as pure absorption lines in O5 If type star. Moreover, they are also in emission in the spectrum of the O2 I star HD 93129A.

In summary, these narrow emission lines are common in the O-type stars that are nuclei of planetary nebulae but not in those of Population I. The difference could be a surface temperature effect. Indeed, CSPNs with $T_{\text{eff}} < 45\,000$ K always display C IV at 5806 Å in absorption (e.g., He 2-138, M 1-26, Tc 1, IC 418). On the other hand, CSPNs with $T_{\text{eff}} > 50\,000$ K usually present 5801-11 in emission (e.g., NGC 1535, NGC 3242, NGC 4361, NGC 7009). As we described, in Pop I O-type

stars these emissions are only detected in the spectra of O2 I and O3 If*. In these cases [Martins et al. \(2005\)](#) determined a $T_{\text{eff}} < 50\,000$ K, so perhaps the transition temperature from absorption to emission is somewhat lower than 50 000 K.

6. Summary of conclusions

The number of CSPNs described as WELS in the literature is 72. Our spectroscopic survey of 19 WELS stars has shown a variety of spectral types. Of these, we determine that 12 have H rich atmospheres, with different wind densities. In five cases we could not decide (however, they are not [WR]). Two cases seem to be H-deficient, although even better spectra would be desirable to confirm this.

We find no reason to assume that the WELS denomination is predominantly associated with H deficiency, and our empirical test indicates that the use of WELS as a spectral type should be discouraged. The WELS denomination should be restricted to mean “insufficient spectral information” to decide if these stars are H rich or not. Most of the WELS stars, in fact, turn out to be H rich.

A by-product of this study is that we have found several CSPN spectra with strong, well-defined metal absorption and emission lines that would be suitable targets in a search for spectroscopic binaries.

Acknowledgements. We thank the referee Dr. Klaus Werner whose very useful remarks helped us to improve this paper. This work was primarily based on observations obtained at the Gemini Observatory, which is operated by the Association of Universities for Research in Astronomy, Inc., under a cooperative agreement with the NSF on behalf of the Gemini partnership: the National Science Foundation (US), the Science and Technology Facilities Council (UK), the National Research Council (Canada), CONICYT (Chile), the Australian Research Council (Australia), Ministério da Ciência e Tecnologia (Brazil) and Ministerio de Ciencia, Tecnología e Innovación Productiva (Argentina).

References

Acker, A., Ochsenbein, F., & Stenholm, B. 1990, Strasbourg – ESO catalogue of galactic planetary nebulae

Acker, A., Marcout, J., Ochsenbein, F., et al. 1992, The Strasbourg-ESO Catalogue of Galactic Planetary Nebulae, 1047

Aller, L. H., & Keyes, C. D. 1987, *ApJS*, **65**, 405

Bessell, M. S. 1999, *PASP*, **111**, 1426

Conti, P. S. 1974, *ApJ*, **187**, 539

Corradi, R. L. M., Sabin, L., Miszalski, B., et al. 2011, *MNRAS*, **410**, 1349

De Marco, O., Hillwig, T. C., & Smith, A. J. 2008, *AJ*, **136**, 323

Drilling, J. S., Jeffery, C. S., Heber, U., Moehler, S., & Napiwotzki, R. 2013, *A&A*, **551**, A31

Fogel, J., De Marco, O., & Jacoby, G. 2003, in Planetary Nebulae: Their Evolution and Role in the Universe, eds. S. Kwok, M. Dopita, & R. Sutherland, *IAU Symp.*, **209**, 235

Gauba, G., Parthasarathy, M., Nakada, Y., & Fujii, T. 2001, *A&A*, **373**, 572

Georgiev, L. N., Peimbert, M., Hillier, D. J., et al. 2008, *ApJ*, **681**, 333

Górny, S. K. 2014, *A&A*, **570**, A26

Górny, S. K., Chiappini, C., Stasińska, G., & Cuisinier, F. 2009, *A&A*, **500**, 1089

Handler, G. 2003, in Planetary Nebulae: Their Evolution and Role in the Universe, eds. S. Kwok, M. Dopita, & R. Sutherland, *IAU Symp.*, **209**, 237

Hillwig, T. C., Bond, H. E., & Afsar, M. 2006, in Planetary Nebulae in our Galaxy and Beyond, eds. M. J. Barlow, & R. H. Méndez, *IAU Symp.*, **234**, 421

Hultzsch, P. J. N., Puls, J., Méndez, R. H., et al. 2007, *A&A*, **467**, 1253

Iben, Jr., I. 1984, *ApJ*, **277**, 333

Jaschek, C., & Jaschek, M. 1995, The Behavior of Chemical Elements in Stars (Cambridge, UK: Cambridge University Press), 338

Kwitter, K. B., Méndez, R. H., Peña, M., et al. 2014, *Rev. Mex. Astron. Astrofis.*, **50**, 203

Marcolino, W. L. F., & de Araújo, F. X. 2003, *AJ*, **126**, 887

Martins, F., Schaerer, D., & Hillier, D. J. 2005, *A&A*, **436**, 1049

Méndez, R. H. 1991, in Evolution of Stars: the Photospheric Abundance Connection, eds. G. Michaud, & A. V. Tutukov, *IAU Symp.*, **145**, 375

Méndez, R. H., & Niemela, V. S. 1979, *ApJ*, **232**, 496

Méndez, R. H., Herrero, A., & Manchado, A. 1990, *A&A*, **229**, 152

Miszalski, B. 2012, in *IAU Symp.*, **283**, 107

Schonberner, D. 1989, in Planetary Nebulae, ed. S. Torres-Peimbert, *IAU Symp.*, **131**, 463

Sota, A., Maíz Apellániz, J., Walborn, N. R., et al. 2011, *ApJS*, **193**, 24

Sota, A., Maíz Apellániz, J., Morrell, N. I., et al. 2014, *ApJS*, **211**, 10

Tylenda, R., Acker, A., & Stenholm, B. 1993, *A&AS*, **102**, 595

Walborn, N. 2001, in Eta Carinae and Other Mysterious Stars: The Hidden Opportunities of Emission Spectroscopy, eds. T. R. Gull, S. Johansson, & K. Davidson, *ASP Conf. Ser.*, **242**, 217

Walborn, N. R., & Howarth, I. D. 2000, *PASP*, **112**, 1446

Walborn, N. R., Sota, A., Maíz Apellániz, J., et al. 2010, *ApJ*, **711**, L143

Weidmann, W. A., & Gamen, R. 2011a, *A&A*, **531**, A172

Weidmann, W. A., & Gamen, R. 2011b, *A&A*, **526**, A6

Werner, K., & Herwig, F. 2006, *PASP*, **118**, 183