

EFFECT OF RICE HUSK POWDER ON PROPERTIES OF NATURAL RUBBER LATEX FOAM

SHAMALA RAMASAMY

UNIVERSITI SAINS MALAYSIA

2014

**EFFECT OF RICE HUSK POWDER ON
PROPERTIES OF NATURAL RUBBER LATEX
FOAM**

By

SHAMALA RAMASAMY

Thesis submitted in fulfillment of the requirements
for the degree of
Master of Science

January 2014

DECLARATION

I declare that the content presented in this dissertation is my own work which was done at Universiti Sains Malaysia unless informed otherwise. This dissertation has not been previously submitted for any other degree.

Saya isytiharkan bahawa kandungan yang dibentangkan di dalam disertasi ini adalah hasil kerja saya dan dijalankan di Universiti Sains Malaysia kecuali dimaklumkan sebaliknya. Disertasi ini juga tidak pernah disertakan untuk ijazah yang lain sebelumnya.

Signature:

Candidate's Name: Shamala Ramasamy

Date:

Witness:

Signature:

Supervisor's Name: Prof. Hanafi Ismail

Date:

DEDICATION

This research work is especially dedicated to the world best parents and siblings for their everlasting and unconditional love.

My Family

**RAMASAMY, KOBI,
VIMAL RAJ, KAVITHA, SURESH**

ACKNOWLEDGEMENTS

First and foremost, I would like thank God to have born for my parents, Mr and Mrs Ramasamy Kobi who constantly nurtured me about importance of educations and for their blessings take took me to the finishing line of my Master of Science Thesis.

My sincere gratitude to my dearest supervisor, Prof. Dr. Hanafi Ismail, for being a great inspiration, a father figure who never hesitated to guide me throughout my studies and motivated me with his valuable advices, assistances and encouragements. His achievements in research field are unbelievably impeccable and i hope to make him proud one day by following his footsteps especially in time management, handling different characters in life and most definitely his academic accomplishments. My heartfelt appreciation to my co-supervisor, Dr. Yamuna Munusamy for her support and suggestions to improve the quality of my papers and thesis. Sincerely, thank you very much for spending some quality time proof reading and providing valuable advices despite having your first child lately.

Special thanks to all academic, administrative and technical staffs of School of Materials and Mineral Resources Engineering for their various contribution and assistance in running the research. Many thanks to Mr. Faizal, Mr. Shahrizol, Mr. Shahril, Mr. Suharuddin, Mr. Mohammad Hasan, Mr. Rashid, Mr. Khairi, Ms Hasnah and Mr. Azam for being a great technical support during my researching period.

I am grateful to my friends for their great encouragement, help and invaluable friendship. Special thanks to Mr Jayanesan, Mr Indrajit Rathnayake, Ms

Shazlin , Ms Norshahida, Mr Mathi, Mr Nabil, Ms Komethi and Ms Turkah for the encouragement, advices and suggestions to conduct a proper experiment throughout the studies.

My special thanks to my loving brothers, (Vimal Raj and Suresh) and my only sister (Kavitha) for continuously motivating me and supporting me financially thus were making it possible for me to pursue my studies. This would have never been possible without the support and encouragement from my beautiful parents and understanding siblings. Therefore, I dedicate this thesis as an honor to them.

A special acknowledgement to University Sains Malaysia for reducing my financial burden with Graduate Assistant Scheme. I would like to also thank the Higher Education Ministry for supporting my fee through MyBrain 15 scholarship.

Last but not least, I would like to thank all who has been directly or indirectly involved in my successful completion of my master project. Thank You.

TABLE OF CONTENT

DECLARATION		ii
ACKNOWLEDGEMENT		iv
TABLE OF CONTENTS		vi
LIST OF TABLES		xi
LIST OF FIGURES		xii
LIST OF ABBREVIATIONS		xviii
LIST OF SYMBOLS		xx
LIST OF PUBLICATIONS		xxi
ABSTRAK		xxiv
ABSTRACT		xix
CHAPTER 1	INTRODUCTION	
1.1	Background	1
1.2	Problem Statements	4
1.3	Research Objectives	6
1.4	Organization of Thesis	6
CHAPTER 2	LITERATURE REVIEW	
2.1	Natural Fiber	8
	2.1.1 Classification of Natural Fiber	8
	2.1.2 Natural Fiber as Reinforcing Filler	10
	2.1.3 Rice Husk	12
	2.1.4 Utilization of RH in Polymer Materials	16
2.2	Natural Rubber	18
	2.2.1 Background and Properties of Natural Rubber	18
	2.2.2 Application and Research Development of NR	21
2.3	Natural Rubber Latex	22
	2.3.1 Background and Properties of Natural Rubber Latex (NRL)	22

	2.3.2	NRL Applications and Products	26
	2.3.3	NRL as a Research Interest	27
2.4		Polymer Based Foams	28
	2.4.1	Classification of Polymer Foams	28
	2.4.2	Natural Rubber Latex Foam (NRLF)	29
	2.4.2.1	Background and Development in NRLF Technology	29
	2.4.2.2	Properties and Application of NRLF	31
	2.4.2.3	Filler Addition to NRLF.	32
2.5		Biodegradation of Polymers.	33
	2.5.1	Drawbacks of Polymers.	33
	2.5.2	Importance of Biodegradable Polymers.	34
	2.5.3	Biodegradable Foams	35
CHAPTER 3	EXPERIMENTAL PROCEDURE		
3.1		Flow Chart of Research work	37
		Materials	38
	3.1.1	Rice Husk Powder	39
	3.1.2	LATZ	40
	3.1.3	Potassium Oleate	40
	3.1.4	Sodium Silicofluoride	40
	3.1.5	Sago Starch	41
3.2		Equipment	41
3.3		Compounding Process	42
	3.3.1	Different loading of rice husk powder (RHP) filled natural rubber latex foam (NRLF).	44
	3.3.2	Different sizes of rice husk powder (RHP) filled natural rubber latex foam (NRLF).	45
	3.3.3	Partial or complete replacement of RHP by sago starch in natural rubber latex foam (NRLF).	46

	3.3.4 Modified rice husk powder (RHP) filled natural rubber latex foam (NRLF).	47
3.4	Testing and Characterization	48
	3.4.1 Tensile Test	48
	3.4.2 Compression Properties	48
	3.4.3 Hardness Test	49
	3.4.4 Foam Density Test	50
	3.4.5 Rubber-Filler Interaction	50
	3.4.6 Compression Set Properties	51
	3.4.7 Thermogravimetric Analysis (TGA)	52
	3.4.8 Scanning Electron Microscopy (SEM)	52
	3.4.9 Weathering Test	52
	3.4.10 Soil Burial Test	53
CHAPTER 4	RESULTS AND DISCUSSION	
4.1	Characterization of Rice husk powder	54
	4.1.1 Particle Size Analysis	54
	4.1.2 Scanning Electron Microscopy (SEM)	55
	4.1.3 Fourier Transform Infrared Spectroscopy (FTIR)	56
4.2	Effect of rice husk powder loading on the properties of natural rubber latex foam	58
	4.2.1 Tensile Properties	58
	4.2.2 Compression Properties	61
	4.2.3 Hardness	62
	4.2.4 Foam Density	63
	4.2.5 Rubber Filler Interaction	64
	4.2.6 Compression Set Properties	65
	4.2.7 Thermo Gravimetric Analysis (TGA)	67
	4.2.8 Morphological Studies	70
	4.2.9 Natural Weathering Test	72
	4.2.10 Soil Burial Test	78

4.3	Effect of various sizes of rice husk powder on the properties of natural rubber latex foam.	84
	4.3.1 Tensile Properties	84
	4.3.2 Compression Properties	87
	4.3.3 Hardness	88
	4.3.4 Foam Density	89
	4.3.5 Rubber Filler Interaction	90
	4.3.6 Compression Set Properties	91
	4.3.7 Thermo Gravimetric Analysis (TGA)	93
	4.3.8 Morphological Studies	95
	4.3.9 Natural Weathering Test	97
	4.3.10 Soil Burial Test	103
4.4	Effect of partial or complete replacement of rice husk powder by sago starch or corn starch on the properties of natural rubber latex foam.	108
	4.4.1 Tensile Properties	108
	4.4.2 Compression Properties	111
	4.4.3 Hardness	112
	4.4.4 Foam Density	114
	4.4.5 Rubber Filler Interaction	114
	4.4.6 Compression Set Properties	115
	4.4.7 Thermo Gravimetric Analysis (TGA)	117
	4.4.8 Morphological Studies	119
	4.4.9 Natural Weathering Test	121
	4.4.10 Soil Burial Test	127
4.5	Effect of rice husk powder modification on the properties of natural rubber latex foam	133
	4.5.1 Tensile Properties	133
	4.5.2 Compression Properties	136
	4.5.3 Hardness	137
	4.5.4 Foam Density	138
	4.5.5 Rubber Filler Interaction	139
	4.5.6 Compression Set Properties	140

4.5.7	Thermo Gravimetric Analysis (TGA)	142
4.5.8	Morphological Studies	143
4.5.9	Natural Weathering Test	145
4.5.10	Soil Burial Test	151
CHAPTER 5	CONCLUSIONS AND FUTURE WORKS	
5.1	Conclusion	156
5.2	Suggestion for Future Research Works	158
REFERENCES		159

LIST OF TABLES

	Page
Table 2.1 Commercial available fiber sources	9
Table 2.2 Composition of a few natural fibers	9
Table 2.3 Mechanical properties of a few common natural fibers	11
Table 2.4 Comparison between natural and glass fibres	12
Table 2.5 Major world rice production	13
Table 2.6 Basic components of rice husk	16
Table 2.7 Composition of Fresh Latex and Dry Rubber	20
Table 2.8 Types of preservative system used in centrifuged NRL concentrate	25
Table 3.1 List of raw materials	38
Table 3.2 Properties of LATZ natural rubber latex	40
Table 3.3 The list of equipment and testing / process involved.	41
Table 3.4 Formulation of rice husk powder filled natural rubber latex foam	44
Table 3.5 Formulation used to study the effect of RHP size (125 and 63 μm) on rice husk powder filled natural rubber latex foam	45
Table 3.6 Formulation used to investigate the effect of partial or complete replacement of RHP by sago starch or in natural rubber latex foam.	46
Table 3.7 Formulation used to investigate the effect of RHP modification on rice husk powder filled natural rubber latex foam	47
Table 3.8 Foam and Sponge Rubber Durometer 302SL Value Range	49
Table 4.1 Average stress values of control and RHP filled NRLF.	61
Table 4.2 The thermal stability parameters of controlled NRLF (0 pphr RHP) and RHP filled NRLFs..	68
Table 4.3 Average stress values of control and various sized RHP filled NRLFs.	87
Table 4.4 The thermal stability parameters of controlled NRLF (0 pphr RHP) and various sized RHP filled NRLFs..	94
Table 4.5 Average stress values of Sago/ RHP hybrid filled NRLFs	112
Table 4.6 The thermal stability parameters of controlled NRLF (0 pphr RHP) and Sago/ RHP Hybrid filled NRLFs..	118
Table 4.7 Average stress values of unmodified and modified RHP filled NRLFs	136
Table 4.8 The thermal stability parameters of unmodified and modified RHP filled NRLFs.	142

LIST OF FIGURES

	Page
Figure 2.1	Real image of raw rice grains still covered with rice husks 14
Figure 2.2	Cross section diagrammatic representation of rice grain and rice husk 15
Figure 2.3	Tapping latex from a rubber tree 19
Figure 2.4	Freshly collected <i>Hevea brasiliensis</i> latex separated into its 3 main fractions on ultracentrifugation at 59,000g 24
Figure 3.1	Flow chart of the research work 37
Figure 3.2	Dumbbell shaped test piece dimension 48
Figure 3.3	Dimensions of swelling test piece 51
Figure 4.1	Particle size distribution of rice husk powder 54
Figure 4.2	Scanning electron micrograph of rattan powder at magnification of 25X 55
Figure 4.3	Scanning electron micrographs of rice husk powder at magnification of 100X 56
Figure 4.4	Fourier transform infrared spectrum of rice husk powder 57
Figure 4.5	The effect of RHP filler loading on tensile strength of RHP filled NRLF. 59
Figure 4.6	Picture of collapsed 12.5 phr RHP filled NRLF. 60
Figure 4.7	The effect of RHP filler loading on elongation at break of RHP filled NRLF. 60
Figure 4.8	The effect of RHP filler loading on modulus at 100 % elongation (M 100) of RHP filled NRLF 61
Figure 4.9	Compressive stress–strain relationships of controlled and RHP incorporated NRLFs. 62
Figure 4.10	The effect of RHP filler loading on hardness of RHP filled NRLF. 63
Figure 4.11	The effect of filler loading on foam density of RHP filled NRLF. 64
Figure 4.12	The rubber-filler interaction of RHP filled NRLFs 65
Figure 4.13	Constant deflection compression set, Ct of controlled and RHP filled NRLFs. 66
Figure 4.14	Recovery percentage of controlled and RHP filled NRLFs 67
Figure 4.15	Thermogravimetric analysis of RHP filled NRLFs with 0 pphr (controlled NRLF), 2.5 pphr, 5.0 pphr, 7.5 pphr and 10 pphr 69
Figure 4.16	DTG of RHP filled NRLFs with 0 pphr (controlled NRLF), 2.5 pphr, 5.0 pphr, 7.5 pphr and 10 pphr 69
Figure 4.17	Surface Micrographs of (a) 0 phr of RHP [controlled] (b) 2.5 phr of RHP (c) 5 phr of RHP (d) 7.5 phr of RHP (e) 7.5 phr of RHP and (f) 10 phr of RHP filled NRLF 71
Figure 4.18	The effect of filler loading on tensile strength of RHP filled 73

	NRLF before and after natural weathering for 90 days	
Figure 4.19	RHP filled NRLFs after exposure to natural weathering for 180 days with (a) 0 phr (b) 2.5phr, (c) 5.0 phr (d) 7.5phr and (e) 10 phr RHP filler.	73
Figure 4.20	The effect of filler loading on elongation at break of RHP filled NRLF before and after natural weathering for 90 days	74
Figure 4.21	Weight loss of weathered RHP filled NRLF samples after 90 days.	75
Figure 4.22	Micrographs (1.5kX) of weathered RHP filled NRLF with (a) 0 phr of RHP (b) 2.5 phr of RHP (c) 5 phr of RHP (d) 7.5 phr of RHP and (e) 10 phr of RHP loading.	77
Figure 4.23	The effect of filler loading on tensile strength of RHP filled NRLF before and after soil burial test for 90 days.	79
Figure 4.24	The effect of filler loading on elongation at break of RHP filled NRLF before and after soil burial test for 90 days	80
Figure 4.25	The effect of filler loading on modulus at 100% elongation (M100) of RHP filled NRLF before and after soil burial test for 90 days.	80
Figure 4.26	Weight loss of soil burial test exposed RHP filled NRLF samples after 90 days.	81
Figure 4.27	Micrographs (1.5kX) of soil burial test exposed RHP filled NRLF with (a) 0 phr of RHP (b) 2.5 phr of RHP (c) 5 phr of RHP (d) 7.5 phr of RHP and (e) 10 phr of RHP loading	83
Figure 4.28	The effect of RHP size reduction on tensile strength of various sized RHP filled NRLF	85
Figure 4.29	The effect of RHP size reduction on elongation at break of various sized RHP filled NRLF.	86
Figure 4.30	The effect of RHP size reduction on modulus at 100 % elongation (M 100) of various sized RHP filled NRLF	86
Figure 4.31	Compressive stress–strain relationships of controlled and various sized RHP filled NRLFs.	88
Figure 4.32	The effect of RHP size reduction on hardness of various sized RHP- filled NRLF	89
Figure 4.33	The effect of RHP size reduction on foam density of various sized RHP filled NRLF.	90
Figure 4.34	The rubber-filler interaction of various sized RHP filled NRLFs	91
Figure 4.35	Constant deflection compression set, Ct of controlled and various sized RHP filled NRLFs.	92
Figure 4.36	Recovery percentage of controlled and various sized RHP filled NRLFs.	92
Figure 4.37	Thermogravimetric analysis of various sized RHP filled NRLFs with 0 pphr (controlled NRLF), 2.5phr,5.0 phr, 7.5phr	94

	and 10 phr RHP	
Figure 4.38	DTG of various sized RHP filled NRLFs with 0 pphr (controlled NRLF), 2.5phr,5.0 phr,7.5phr and 10 phr.	95
Figure 4.39	Surface Micrographs of (a) 7.5 phr of 125 μ m RHP (b) 7.5 phr of 63 μ m RHP (c) 5 phr of 125 μ m RHP (d) 5 phr of 63 μ m filled RHP (e) 10 phr of 125 μ m RHP and (f) 10 phr of 63 μ m RHP filled NRLF.	96
Figure 4.40	The effect of RHP size reduction on tensile strength of various sized RHP incorporated NRLF before and after natural weathering for 90 days	99
Figure 4.41	The effect of RHP size reduction on elongation at break of various sized RHP incorporated NRLF before and after natural weathering for 90 days	99
Figure 4.42	NRLF after exposure to natural weathering for 180 days with (a) 0 phr, (b) 2.5phr, (c) 5.0 phr (d) 7.5phr and (e) 10 phr of 63 μ m sized RHP incorporated	100
Figure 4.43	Weight loss of weathered various sized RHP incorporated NRLF samples after 90 days.	101
Figure 4.44	Micrographs of weathered RHP incorporated NRLF with (a) 2.5 phr of 125 μ m RHP (b) 2.5 phr of 63 μ m RHP (c) 5 phr of 125 μ m RHP (d) 5 phr of 63 μ m filled RHP (e) 10 phr of 125 μ m RHP and (f) 10 phr of 63 μ m RHP.	102
Figure 4.45	The effect of RHP size reduction on tensile strength of various sized RHP incorporated NRLF before and after soil burial test for 90 days.	104
Figure 4.46	The effect of RHP size reduction on elongation at break of various sized RHP incorporated NRLF before and after soil burial test for 90 days	104
Figure 4.47	The effect of RHP size reduction on modulus at 100% elongation (M100) of various sized RHP incorporated NRLF before and after soil burial test for 90 days	105
Figure 4.48	Weight loss of soil burial test exposed various sized RHP incorporated NRLF samples after 90days.	106
Figure 4.49	Micrographs (1.5kX) of soil burial test exposed various sized RHP incorporated NRLF with (a) 2.5 phr of 125 micron RHP (b) 2.5 phr of 63 micron RHP (c) 10 phr of RHP (d) 10phr of RHP loading	107
Figure 4.50	The tensile strength of partially or complete replacement of rice husk powder by sago starch in RHP filled NRLF.	110
Figure 4.51	The elongation at break of partially or complete replacement of rice husk powder by sago starch in RHP filled NRLF.	110
Figure 4.52	The modulus at 100 % elongation (M100) of partially or complete replacement of rice husk powder by sago starch in	111

	RHP filled NRLF	
Figure 4.53	Compressive stress–strain relationships of controlled and Sago/ RHP hybrid incorporated NRLFs.	112
Figure 4.54	The effect of on hardness of Sago/ RHP Hybrid -incorporated NRLF	113
Figure 4.55	Foam density of Sago/ RHP filled hybrid NRLFs	114
Figure 4.56	The rubber-filler interaction of Sago/ RHP Hybrid incorporated NRLFs.	115
Figure 4.57	Constant deflection compression set, Ct of controlled and Sago/ RHP filled NRLF hybrids	116
Figure 4.58	Recovery percentage of controlled and Sago/ RHP Hybrid incorporated NRLFs.	116
Figure 4.59	Thermo gravimetric analysis of Sago/ RHP hybrid filled NRLFs with 0:10 phr, 2.5:7.5 phr, 5.0:5.0 phr and 10:0phr of Sago/RHP.	118
Figure 4.60	DTG of Sago/ RHP hybrid filled NRLFs with 0:10 phr, 2.5:7.5 phr, 5.0:5.0 phr and 10:0phr of Sago/RHP.	119
Figure 4.61	Micrographs of Sago/RHP hybrid filled NRLFs with (a) 2.5:7.5phr of Sago/RHP (b) 5.0:5.0phr of Sago/RHP (c) 7.5:2.5phr of Sago/RHP (d) 10:0phr of Sago/RHP (e) sago particle in 10:0phr of Sago/RHP, (f) dispersion of Sago in 10:0phr of Sago/RHP.	120
Figure 4.62	The tensile strength of Sago/ RHP filled NRLF hybrids before and after natural weathering for 90 days	122
Figure 4.63	Pictures of weathered Sago/ RHP filled NRLF hybrids after natural weathering for 180 days.	123
Figure 4.64	The effect of Sago/ RHP Hybrid on elongation at break of RHP incorporated NRLF before and after natural weathering for 90 days	123
Figure 4.65	Weight loss of weathered Sago/ RHP Hybrid incorporated NRLF samples after 90 days	124
Figure 4.66	Micrographs (1.5kX) of weathered Sago/ RHP Hybrid filled NRLF with (a) 2.5:7.5phr of Sago/RHP (b) 5.0:5.0phr of Sago/RHP (c) 7.5:2.5phr of Sago/RHP (d) 10:0phr of Sago/RHP (e) fungal domination in 10:0phr of Sago/RHP.	126
Figure 4.67	The effect of Sago/ RHP Hybrid on tensile strength of RHP incorporated NRLF before and after soil burial test for 90 days.	128
Figure 4.68	The effect of Sago/ RHP Hybrid on elongation at break of RHP incorporated NRLF before and after soil burial test for 90 days	129
Figure 4.69	The effect of Sago/ RHP Hybrid on modulus at 100%	129

	elongation (M100) of RHP incorporated NRLF before and after soil burial test for 90 days	
Figure 4.70	Weight loss of soil burial test exposed Sago/ RHP Hybrid incorporated NRLF samples after 90days	130
Figure 4.71	Micrographs (1.5kX) of soil burial test exposed Sago/ RHP Hybrid incorporated NRLF with (a) 0:10phr of Sago/RHP (b)2.5:7.5phr of Sago/RHP (c) 5.0:5.0phr of Sago/RHP (d) 7.5:2.5phr of Sago/RHP (e) 10:0phr of Sago/RHP and (f) fungal domination in 10:0phr of Sago/RHP.	132
Figure 4.72	The effect of RHP modification on tensile strength of RHP filled NRLF	134
Figure 4.73	The effect of RHP modification on elongation at break of RHP filled NRLF	135
Figure 4.74	The effect of RHP modification on modulus at 100 % elongation (M 100) of RHP filled NRLF	135
Figure 4.75	Compressive stress–strain relationships of unmodified and modified RHP filled NRLFs.	137
Figure 4.76	The effect of RHP modification on hardness of RHP filled NRLF	138
Figure 4.77	The effect of RHP modification on foam density of RHP filled NRLF.	139
Figure 4.78	The rubber-filler interaction of unmodified and modified RHP filled NRLFs	140
Figure 4.79	Constant deflection compression set, Ct of unmodified and modified RHP filled NRLFs.	141
Figure 4.80	Recovery percentage of unmodified and modified RHP filled NRLFs	142
Figure 4.81	Thermogravimetric analysis of unmodified and modified RHP filled NRLFs with 0 pphr (controlled NRLF), 2.5 pphr, and 10 pphr	143
Figure 4.82	DTG of unmodified and modified RHP filled NRLFs with 0 pphr (controlled NRLF), 2.5 pphr, and 10 pphr	143
Figure 4.83	Surface micrographs of (a) 2.5 phr of modified RHP (b) 5 phr of modified RHP (c) 7.5 phr of modified RHP (d) 10 phr of modified RHP and (e) 10 phr of well dispersed modified RHP filled NRLFs.	144
Figure 4.84	The effect of RHP modification on tensile strength of RHP filled NRLF before and after natural weathering for 90 days	146
Figure 4.85	Control and modified RHP filled NRLF after natural weathering for 180 days.	147
Figure 4.86	The effect of RHP modification on elongation at break of RHP filled NRLF before and after natural weathering for 90 days	147

Figure 4.87	Weight loss of unmodified and modified RHP filled NRLF samples after 90 days.	149
Figure 4.88	Micrographs (1.5kX) of weathered modified RHP filled NRLF with (a) 2.5 phr of RHP (b) 5 phr of RHP (c) 7.5 phr of RHP, (d) 10 phr of RHP and (e) massive fungal colonization10 phr of RHP loading.	150
Figure 4.89	The effect of RHP modification on tensile strength of filled NRLF before and after soil burial test for 90 days	152
Figure 4.90	The effect of RHP modification on elongation at break of RHP filled NRLF before and after soil burial test for 90 days	152
Figure 4.91	The effect of RHP modification on modulus at 100% elongation (M100) of various sized RHP filled NRLF before and after soil burial test for 90 days	153
Figure 4.92	Weight loss of soil burial test exposed unmodified and modified RHP filled NRLF samples after 90days.	154
Figure 4.93	Micrographs (1.5kX) of soil burial test exposed modified RHP filled NRLF with (a) 2.5 phr of RHP (b) 5 phr of RHP (c) 7.5 phr of RHP (d) 10 phr of RHP and (e) microbes attack on 10 phr of RHP loading.	155

LIST OF ABBREVIATION

RH	Rice Husk
RHP	Rice Husk Powder
NR	Natural Rubber
NRL	Natural Rubber Latex
NRLF	Natural Rubber Latex Foam
SBR	Styrene Butadiene Rubber
ASTM	American Society for Testing and Materials
ISO	International Standards Organization
FTIR	Fourier Transform Infrared Spectrometry
SEM	Scanning Electron Microscopy
TM 3000	Tabletop Scanning Electron Microscopy 3000
TGA	Thermogravimetric Analysis
DTG	Derivative Thermogravimetric Analysis
phr	Part per hundred of rubber
drc	Dry Rubber Content
PP	Polypropylene
LDPE	Low-density polyethylene
LLDPE	Linear low-density polyethylene
HDPE	High-density polyethylene
HA	High Ammonia Preserved Latex
LATZ	Low Ammonia Tetramethylthiuramdisulfide Zinc oxide Preserved Latex.
LA SPP	Low Ammonia Sodium Pentachlorophenate
LA BA	Low Ammonia Boric Acid

ZDEC	Zinc diethyldithiocarbamate
ZMBT	Zinc 2-mercaptobenzthiozolate
S	Sulphur
ZnO	Zinc oxide
SSF	Sodium silicofluoride
DPG	Diphenylguanidine
NaOH	Natrium Hydroxide
NH₄OH	Ammonia
OH	Hydroxide
KOH	Potassium Hydroxide
KOL	Potassium Oleate
H₂O₂	Hydrogen Peroxide

LIST OF SYMBOLS

M100	Stress at 100 % elongation
E_b	Elongation at break
Q_f	Weight of filled vulcanizates
Q_g	Weight of gum vulcanizates
kX	Thousand times magnification
Ct	Constant Deflection Compression Set
T_g	Glass Transition Temperature
T_m	Melting Temperature
rpm	Rotation per minute
Ton	Tonnes
MPa	Mega Pascal
GPa	Giga pascal
g	Gram
Kg	Kilogram
cm	Centimeter
%	Percentage
wt%	Weight Percentage
+	Plus
°	Degree
°C	Degree Celsius
µm	Micrometer
mm	Millimeter
hrs	hours
min	minute

LIST OF PUBLICATIONS

International Peer Review Journal

1. Shamala Ramasamy, Hanafi Ismail, Yamuna Munusamy. (2012). Tensile and Morphological Properties of Rice Husk Powder Filled Natural Rubber Latex Foam. *Polymer-Plastics Technology and Engineering*, 51:15, p.1524-1529.
2. Shamala Ramasamy, Hanafi Ismail, Yamuna Munusamy. (2013). Effect of rice husk powder on compression behavior and thermal stability of natural rubber latex foam. *BioResources*, 8:3, p. 4258-4269.
3. Shamala Ramasamy, Hanafi Ismail, Yamuna Munusamy. (2013). Preparation and Characterization of Rice Husk Powder Incorporated Natural Rubber Latex Foam. *Advanced Materials Research*, 626, p.523-529
4. Shamala Ramasamy, Hanafi Ismail, Yamuna Munusamy. (2013). Aqueous Dispersion of Rice Husk Powder as a Compatible Filler for Natural Rubber Latex Foam. *Advanced Materials Research*, 626 p.530-536
5. Shamala Ramasamy, Hanafi Ismail, Yamuna Munusamy. (2013). Soil Burial, Tensile Properties, Morphology and Biodegradability of Rice Husk Powder Filled Natural Rubber Latex Foam. *Journal of Vinyl Additives and Technology*, Accepted In Press.
6. Shamala Ramasamy, Hanafi Ismail, Yamuna Munusamy. (2013). Natural Weathering of Rice Husk Powder Filled Natural Rubber Latex Foam. *International Journal of Polymer Science*, Accepted In Press.

List of Attended Conferences

1. Shamala Ramasamy, Hanafi Ismail, Yamuna Munusamy. (2012). Preparation and Characterization of Rice Husk Powder Incorporated Natural Rubber Latex Foam, International Conference on Advanced Material Engineering & Technology (ICAMET 2012), Bayview Hotel, Penang, Island, University Malaysia Perlis (UniMAP).
2. Shamala Ramasamy, Hanafi Ismail, Yamuna Munusamy. (2012). Thermal Analysis and Morphological Study of Rice Husk Powder Filled Natural Rubber Latex Foam, National Symposium on Polymeric Materials 2012, (NSPM 2012). Engineering Campus, Universiti Sains Malaysia. (Poster Presenter).
3. Shamala Ramasamy, Hanafi Ismail, Yamuna Munusamy. (2012). Aqueous Dispersion of Rice Husk Powder as a Compatible Filler for Natural Rubber Latex Foam International Conference on Advanced Material Engineering & Technology (ICAMET 2012), Bayview Hotel, Penang, Island, University Malaysia Perlis (UniMAP).
4. Shamala Ramasamy, Hanafi Ismail, Yamuna Munusamy. (2012). Mechanical and Physical Behaviour of Rice Husk Powder Filled Natural Rubber Latex Foam, National Symposium on Polymeric Materials 2012 (NSPM 2012). Engineering Campus, Universiti Sains Malaysia. (Oral Presenter).

KESAN SERBUK SEKAM PADI KE ATAS SIFAT BUSA LATEKS GETAH

ASLI

ABSTRAK

Serbuk sekam padi (RHP), sisa pertanian telah digabungkan dengan lateks getah asli (NRL) untuk menghasilkan busa lateks getah asli (NRLF) melalui kaedah Dunlop. Sifat-sifat tensil, mekanikal, rintangan haba, pencirian struktur mikro dan kajian degradasi NRLF terisi RHP telah dikaji dan dibandingkan dengan NRLF (tanpa kandungan RHP). Dalam siri pertama, kesan peningkatan kandungan RHP dalam julat 0 hingga 10 phr kepada sifat-sifat NRLFs telah dikaji. Dalam siri kedua, pengaruh pengurangan saiz RHP telah dikaji. Kesan penggantian separa atau lengkap RHP dengan sagu telah dikaji dalam siri ketiga. Nisbah RHP / Sagu telah ditetapkan hingga 10 phr. Dalam siri keempat, RHP terubahsuai digunakan. Kesan kajian 'soil burial' dan 'natural weathering' busa NRLF selama tiga bulan telah diterokai, masing-masing mengikut ASTM D 5247 and ISO 877.2. Hasil kajian menunjukkan kekuatan tensil, tensil modulus, kekerasan, dan kestabilan terma menaik dengan peningkatan pembebanan pengisi, manakala pemanjangan pada takat putus dan peratusan pemulihan busa berkurangan. Dalam siri kedua, pengurangan saiz pengisi menunjukkan peningkatan dalam ciri-ciri NRLF disebabkan peningkatan interaksi RHP-matriks dalam NRLFs. Dalam siri ketiga, penggantian sagu menunjukkan perosotan sifat-sifat mekanikal dan kestabilan terma NRLFs. Pengubahsuaian RHP mengurangkan kandungan lignin dan silika, menyebabkan perosotan sifat-sifat NRLFs. Walau bagaimanapun, pengubahsuaian ini mempercepatkan perosotan NRLF terisi RHP. Kerosotan dalam sifat-sifat busa lateks getah asli telah diperhatikan dalam kajian penanaman di dalam tanah dan pencuciaan semulajadi.

EFFECT OF RICE HUSK POWDER ON PROPERTIES OF NATURAL RUBBER LATEX FOAM

ABSTRACT

Rice husk powder (RHP), an agricultural by-product incorporated into natural rubber latex (NRL) compound and foamed to produce natural rubber latex foam (NRLF) via the Dunlop method in this work. The tensile, mechanical, thermal resistance, micro structural characterization and degradation studies of RHP filled NRLF were investigated and compared with the controlled NRLF (zero RHP loading). In the first series, the effect of RHP loading from 0 to 10 phr on the properties of NRLFs was studied. In the second series, the influence of RHP size reduction was studied. The effect of partial or complete replacement of RHP with sago starch was investigated in the third series. The RHP/Sago Starch ratio was fixed to 10 phr. In the fourth series, modified RHP was used. The effects of soil burial test and exposure to natural weathering on all these samples were explored for three months in accordance to ASTM D 5247 and ISO 877.2, respectively. Result showed tensile strength, modulus at break, hardness and thermal stability increases with increasing filler loading while elongation at break and recovery percentage decreased. In second series, reduction of RHP filler size showed an improvement in the properties examined due to the enhanced RHP-matrix interaction in the NRLF. In third series, the substitution of sago starch showed poor mechanical properties and greater thermal stability of the NRLF. Modification of RHP reduces the lignin and silca content, thus resulting in reduced properties of NRLF. However, these modification accelerated the degradation of RHP filled NRLF. Deterioration in the properties of NRLF was observed through soil burial and natural weathering test.

CHAPTER 1

INTRODUCTION

1.1 Background

Biodegradation takes place through the action of enzymes and/or chemical deterioration associated with living organisms. This event occurs in two steps. The first one is the fragmentation of the polymers into lower molecular mass species by means of either abiotic reactions, i.e. oxidation, photodegradation or hydrolysis (Goswami et al., 1998), or biotic reactions, i.e. degradations by microorganisms. This is followed by bioassimilation of the polymer fragments by microorganisms and their mineralisation. Biodegradability depends not only on the origin of the polymer but also on its chemical structure and the environmental degrading conditions. Mechanisms and estimation techniques of polymer biodegradation have been reviewed. The mechanical behaviour of biodegradable materials depends on their chemical composition, the production, the storage and processing characteristics, the ageing and the application conditions (Vroman and Tighzert, 2009).

Living in an environment with increasing landfill pollution increases the interest of researches to develop biodegradable products. The principal of sustainability and environmental impacts are becoming the factors to be considered in the process of creating future materials and products, alongside with the cost and technical performance (Kim et al., 2006); (Nikolic et al., 2003). With developing environmental ecological awareness, biodegradable polymers are proposed as one of many strategies to alleviate the environmental impact of polymers and are gaining public interest (Koning

and Witholt, 1996); (Nakayama et al., 2012). Most of the conventional polymers are non-degradable and no naturally occurring microorganisms can break them down (Phua et al., 2012). The massive increase in the usage of polymer products such as plastics leads to significant environmental impact (Kim et al., 2000).

Latex also contributes in water and landfill pollution in the form of paint, mattresses, cushioning seats for vehicles and furniture, gloves, condoms and etc. Therefore, the substitution of these conventional non degradable latex products with biodegradable ones is of great interest to the society. Natural rubber latex (NRL), a renewable polymeric material displaying excellent physical properties, is widely used in the manufacture of thin film and foam products (Sanguansap et al., 2005). NRL is the form in which rubber is exuded from the *Hevea brasiliensis* tree as an aqueous dispersion with high molecular weight (Okieimen and Akinlabi, 2002), and an appreciable widely varying gel content. The excellent physical properties of NR include resilience, strength and fatigue resistance, and these, together with the fact that it is a renewable resource, means that it is a very important elastomeric material. In efforts to extend its use, there have been various methods developed in order to modify its properties. These modifications have not only been directed towards the enhancement of certain properties characteristic of NR, but also to introduce totally new properties not usually associated with NR. Reactions that have been utilized in this way include substitution, simple addition (Samir et al., 2013), cyclo addition and electro cyclic reactions (Lehrle et al., 1997).

Biodegradable polymers must be cost-effective and have to show similar performance to non degradable polymers. In order to achieve the above-mentioned

characteristics, in recent years biodegradable polymers have been combined with natural fibers to produce environmentally sound biopolymers. The use of biodegradable materials based on renewable resources can help reduce the percentage of polymers in industrial and household wastes. These fillers can be categorized into many aspects according to their applications, such as inorganic and organic. Recently, investigations into the use of fillers derived from agricultural-based materials such as hemp, jute, bamboo, and rice husk (RH) as alternatives to inorganic fillers in thermoplastics had been widely reported (Lifang et al., 2009).

Rice husk (RH), a by-product of rice milling industry, among several cellulose products, is biodegradable, inexpensive, low density, abundant, lightweight, and exhibit competitive specific mechanical properties (Ciannamea et al., 2010); (Nurain et al., 2012). Rice husk (RH), lignocellulosic material which has received a great attention as a new type of filler in polymer composites due to its advantages compared to traditional fillers (i.e., carbon black and silica) such as lower density, greater deformability, less abrasiveness to equipments, lower cost of the production and renewable resource (Mohd et al., 2006). However, rice husk disposal is an alarming issue to the environment through open burning and illegal dumping. Abundantly disposed rice husk causes landfill limitation. Thus, since last two decades, the study on utilization of the rice husk powder (RHP) as reinforcing filler has been widely investigated (Yang et al., 2004). The RHP has been incorporated into various kinds of polymer matrix such as high-density polyethylene, low-density polyethylene, polypropylene, styrene butadiene rubber linear low-density polyethylene blends and polyurethane (Attharangsarn et al., 2012). Be that as

it may, no attempt had been taken to incorporate natural fibers in natural rubber latex foam.

The natural rubber latex foam industry saw the beginning of its true development in the late 1920's was no accident but in many ways a fulfillment. Development of the Dunlop process have formed the basis of what became one time the most important process for the manufacture of latex rubber (Blackley, 1966). The Dunlop process is particularly well adapted to the manufacture of molded latex foam products of thick section such as pillows, cushions, mattresses and upholstery foam (Roslim et al., 2012). Morosely, very few research works have been done on natural rubber latex foam.

However to best of our knowledge, there are no published reports on attempts to incorporate rice husk powder into natural rubber latex foam. Therefore this study is focused on the development of environmental friendly rice husk filled natural rubber latex foam.

1.2 Problem Statement

Contribution of latex to the landfill polluted environment leads to an eye opening research interest in biodegradable latex products. Latex products such as gloves, condoms, cushioning for vehicles and mattresses with a short useful life becomes an issue when they are consumed and discarded into the environment as their utilization ceases. Hence, contributes significantly to the shortage of landfill availability. Latex products degrades slowly in the environment (Blackley, 1966). This growing problem related to finding available landfill areas for the final disposal of non-recyclable polymers gives rise to the development of biodegradable polymers which able to fulfill

the new environmental requirements regarding the effective management of post-consumer waste.

For this research study, the use of rice husk powder obtained from rice husk as filler in natural rubber latex foam has been explored to promote biodegradation of latex foam. Concomitant with the rigorous development of the rice milling industries, rice husks, the fibrous, hard, outermost covering of a grain of rice, is generated at 158 million tonnes per year, accounting for about 30% of the annual gross rice production throughout the world. Hitherto, rice husk becomes a burden to the environment through open burning and illegal dumping (<http://www.statista.com/statistics/271969/world-rice-husk-2013/>). With properties such as annual renewability, large quantity, low cost, lightweight, competitive specific mechanical properties, and environmental friendliness, rice husk has spurred an interest for use as filler in natural rubber latex foam. It is believed that the incorporation of bio fillers such as rice husk powder could enhance the biodegradability of natural rubber latex foam. And, this is an alternative way to solve the waste disposal problem by converting rice milling waste products into raw material of another product. This not only help to create a more environmentally friendly surrounding but also reduces disposal cost and increases income of the milling industry.

1.3 Research Objectives

The aim of this research is concerned with biodegradability of rice husk powder filled natural rubber latex foam. The primary objectives for this research work are:

- i. To study the effect of reduction of rice husk powder and its loading on the tensile properties, compression properties, hardness, thermal properties, foam density, and biodegradability of rice husk filled natural rubber latex foam under different environmental conditions.
- ii. To study the effect of partial or complete replacement of rice husk powder by sago starch in natural rubber latex foam, on its tensile properties, compression properties, hardness, thermal properties, foam density, and biodegradability under different environmental conditions.
- iii. To study the effect of rice husk modification on its tensile properties, compression properties, hardness, thermal properties, foam density, and biodegradability under different environmental conditions.

1.4 Organization of Thesis

There are five chapters in this thesis and each chapter gives information related to the research interest as follows:

- **Chapter 1** describes the introduction of the project. It covers brief introduction about research background, problem statement, and research objectives.

- **Chapter 2** shows current problem and generation of latex waste, introduction of environmental degradable polymer and benefit of such polymers. It also covers the brief explanation regarding to the natural rubber latex foam, rice husk powder, and other materials used in this project.

- **Chapter 3** contains the information about the materials and equipments specification, and experimental procedure used in this study.

- **Chapter 4** presents the results and discussion of this research. The effect of various loading, sizes and modification of rice husk powder on the natural rubber latex foam will be discussed. Rice husk powder with commercial filler hybrids will also be discussed in term of its tensile properties, compression properties, hardness, thermal properties, foam density, Fourier transform infra-red, and biodegradability under different environmental conditions.

- **Chapter 5** concludes the findings of the research based on results and discussion in Chapter 4 with suggestions for future works.

CHAPTER 2

LITERATURE REVIEW

2.1 Natural Fiber

2.1.1 Classification of Natural Fiber

The vast agricultural industry produces many waste streams that are rich in ligno-cellulosic fibers (Sreekala et al., 2011). Natural fibers are known to be renewable and sustainable, but they are in fact, neither. Natural fibers are taken from living plants which are renewable and sustainable, not the fiber themselves. Natural fibers are also subdivided based on their origins, coming from plants, animals or minerals. Generally, plant or vegetable fibers are used to reinforce plastics due to its light weight and low density (Bledzki and Gassan, 1999). Living plants can be classified as primary and secondary depending on their utilization and contribution of natural fibers. Living plants that are grown mainly for their fiber content are considered as primary plants. Whereas, living plants with fibers as a by product are known to be secondary plants or fiber. Sisal, kenaf, hemp and jute are some of the primary plants. Examples of secondary plants are pineapple, rice, oil palm and coir (Omar et al., 2012). Natural fibers can also be grouped in six types. There are leaf fibers (abaca, sisal and pineapple), core fibers (kenaf, hemp and jute), bast fibers (flax, and ramie), reed fibers (wheat, corn and rice), seed fibers (coir, cotton and kapok), and other types (wood and roots) (Omar et al., 2012). Table 2.1 shows the important sources of natural fibers used commercially from all over the world.

Table 2.1: Commercially available fiber sources (Omar et al., 2012).

Fiber source	World production (10³ ton)
Bamboo	30,000
Jute	2300
Kenaf	970
Flax	830
Sisal	378
Hemp	214
Coir	100
Ramie	100
Abaca	70
Sugar cane bagasse	75,000
Grass	700

Uniformity of natural fiber to be used as filler is a common problem. Age, digestion process and climatic conditions influence not only the structure of natural fibers but also the chemical composition. Compositions of a few natural fibers are shown in Table 2.2.

Table 2.2: Composition of a few natural fibers (Omar et al., 2012).

Fiber	Cellulose (wt%)	Hemicellulose (wt%)	Lignin (wt%)	Waxes (wt%)
Bagasse	55.2	16.8	25.3	–
Bamboo	26–43	30	21–31	–
Flax	71	18.6–20.6	2.2	1.5
Kenaf	72	20.3	9	–
Jute	61–71	14–20	12–13	0.5
Hemp	68	15	10	0.8
Ramie	68.6–76.2	13–16	0.6–0.7	0.3
Abaca	56–63	20–25	7–9	3
Sisal	65	12	9.9	2
Coir	32–43	0.15–0.25	40–45	–
Oil palm	65	–	29	–
Pineapple	81	–	12.7	–
Curaua	73.6	9.9	7.5	–
Wheat straw	38–45	15–31	12–20	–
Rice husk	35–45	19–25	20	14–17
Rice straw	41–57	33	8–19	8–38

With the exception of cotton, the components of natural fibers are cellulose, hemi-cellulose, lignin, pectin, waxes and water soluble substances, with cellulose, hemi-cellulose and lignin as the basic components with regard to the physical properties of the fibers. Cellulose is the essential component of all plant natural fibers (Omar et al., 2012).

2.1.2 Natural Fiber as Reinforcing Filler

Environmental awareness has an eye on natural fibers as potential alternatives reinforcement to the synthetic fillers due to its unique advantages such as non-toxic, non- irritation of the skin, eyes, or respiratory system, non-corrosive properties (Shalwan and Yousif, 2012). Beyond the environmental benefits, technical aspects also provoke the interest for the natural fibers as a replacement or supplement for common fillers (e.g., glass fibers) in polymer composites (Fei et al., 2008). Additionally for several more technical orientated applications, the fibers have to be specially prepared or modified regarding (Bledzki and Gassan, 1999):

- homogenization of the fiber's properties;
- degrees of elementarization and degumming;
- degrees of polymerization and crystallization;
- good adhesion between fibre and matrix;
- moisture repellence; and
- flame retardant properties.

Natural fibers attract parties from numerous applications such as automobiles as natural fiber shows superior advantages over synthetic fibers in term of relatively low cost, low weight, less damage to processing equipment, improved surface finish of molded parts composite, good relative mechanical properties, abundant, ease of chemical and mechanical modification, relative high strength, stiffness, low density and renewable resources. Table 2.3 shows mechanical properties of commercially major natural fibers (Ismail et al., 2002; P. Methacanon et al., 2010).

Table 2.3: Mechanical properties of a few common natural fibers.

Fibre	Density (g/cm³)	Elongation (%)	Tensile strength (MPa)	Young's modulus (GPa)
Cotton	1.5–1.6	7.0–8.0	287–597	5.5–12.6
Jute	1.3	1.5–1.8	393–773	26.5
Flax	1.5	2.7–3.2	345–1035	27.6
Hemp	-	1.6	690	
Ramie	-	3.6–3.8	400–938	61.4–128
Sisal	1.5	2.0–2.5	511–635	9.4–22.0
Coir	1.2	30	175	4.0–6.0
Viscose (cord)	-	11.4	593	11
Soft wood kraft	1.5	-	1000	40

Natural fibers are much lighter, cheaper and provide much higher strength than most inorganic fillers (Fei et al., 2008; Bledzki and Gassan, 1999). It's a global interest to investigate and study the potential of using natural fibers in various applications under varying loading conditions (Shalwan and Yousif, 2012). Natural fibers especially lignocellulose-based natural fibres have great properties as compared to glass fiber which sparked the interest of researchers from all over the world. Intrinsically, these

fibres have a number of interesting mechanical and physical properties as shown in Table 2.4 (Paul et al., 2003).

Table 2.4: Comparison between natural and glass fibres.

	Natural fibers	Glass fibers
Density	Low	Twice that of natural fibers
Cost	Low	Low but higher than natural fibers
Renewability	Yes	No
Recyclability	Yes	No
Energy consumption	Low	High
Distribution	Wide	Wide
CO2 neutral	Yes	No
Abrasion to machines	No	Yes
Health risk when inhaled	No	Yes
Disposal	Biodegradable	Not biodegradable

2.1.3 Rice Husk

Rice is the largest crop grown in the world that is crucially important as a principal staple food and nourishment provider for the world's population. Rice is grown and cultivated on every continent and is very much related to cultures and multiple rituals. Rice covers about 60 to 70% of the total calorie uptake on average for more than 2000 million people in Asia. Consumption and production of rice is increasing in Latin America and Africa, as the second most consumed food grain in low income and food deficit countries. Rice now covers about 1% of earth surface. The global rice consumption for 2006 was 417 million tonnes which increased to 526 million tonnes on 2013 due to the obvious demand from population growth, social civilization, industrial and technology development. It is expected that by the year 2040, global rice consumption will hike up to 556 million tones (Foo and Hameed, 2009;

<http://www.statista.com/statistics/271969/world-rice-husk-2013/>). Table 2.5 shows the major world rice production for year 1990, 2000 and 2010.

Table 2.5: Major world rice production (http://www.geohive.com/charts/ag_rice.aspx)

Rice Producing Countries	1990 (Million Tonnes)	2000 (Million Tonnes)	2010 (Million Tonnes)
China	192	189	197
India	112	127	121
Indonesia	45	52	66
Thailand	17	26	32
Myanmar	14	21	33
Philippines	10	12	16
Japan	13	12	11
Sri Lanka	2.6	2.8	4.3
Laos	1.5	2.2	3
Malaysia	1.9	2.1	2.6
Australia	0.92	1.1	2

Concomitant with the accelerating global rice production, world production for rice husk (RH) is about 158 million tonnes, which is about 30% of the annual gross rice production in the world (<http://www.statista.com/statistics/271969/world-rice-husk-2013/>). Rice husk is an important agricultural waste that can be easily found in some states of Malaysia. Huge amount of rice husks are generated in rice milling industry during the paddy milling process from the fields (Nurain et al., 2012). Removed during the refining of rice, though utilized in multiple ways, were still raising issues due to abundant availability that leads to cost of disposal (Yalcin, N. and Sevinc, 2001). To add on, the amount of rice husk available is far in excess of any local uses and thus has posed disposal problems.

RH, the hard, fibrous, woody, protective shell of the grain, accounts for 20–25% of a rice grain's weight. Figure 2.3 shows the real image of raw rice grains still covered with rice husks while Figure 2.4 is the typical cross section diagrammatic representation of rice grain and rice husk.



Figure 2.1: Real image of raw rice grains still covered with rice husks (<http://www.chinapictures.org/photo/china/chinese-food/50516165941296/>)

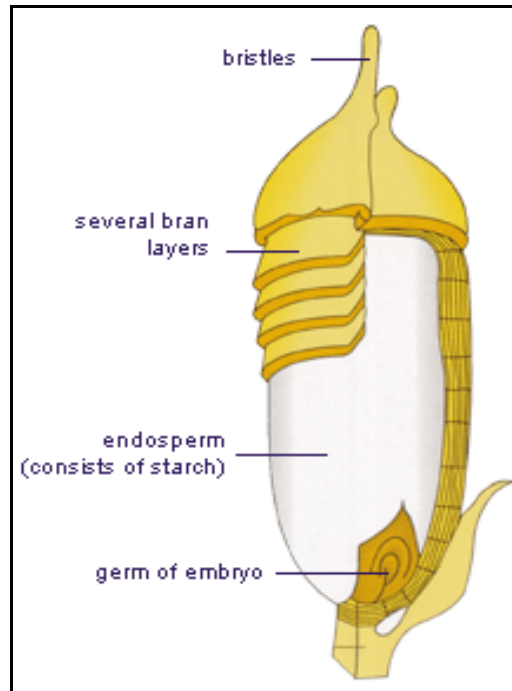


Figure 2.2: Cross section diagrammatic representation of rice grain and rice husk. (<http://freespace.virgin.net/robmar.tin/rice/rice.htm>)

RH exhibits potential advantages, renewable source, low price, biodegradability, abundant, and causes no damage due to abrasion to the processing machinery (Qiang et al., 2009; Mohd et al., 2006; Khalf and Ward, 2010). Differing from other lignocellulosic materials, RH has a more complex composition. The constituents of rice husk vary with the climate and geographic location of growth. In addition to the main constituents, including cellulose, hemicellulose and lignin, RH also contains a significant content of an inorganic component which is silica (Qiang et al., 2009; Yalcin, N. and Sevinc, 2001). RH has the same basic components as wood but in different proportions as shown in Table 2.6 Khalf and Ward, 2010).

Table 2.6: Basic components of rice husk (Khalf and Ward , 2010).

Components of Rice Husk	(%) by Weight
Cellulose	35
Hemicelluloses	25
Lignin	20
Amorphous silica	15.98
Other soluble substances	1.02

The exterior of rice husk are made of dentate rectangular elements which are mostly silica coated with a thick cuticle and surface hairs, while the mid region and inner epidermis are usually containing smaller amount of silica. The outer surface of RH which contains high amounts of silica is relatively rougher than the inner surface that houses the rice grain. Silica exists on the outer surface of RHs in the form of silicon cellulose membrane that forms a natural protective layer against termites and other micro-organisms attack on the paddy. This component has been alleged to be responsible for insufficient adhesion between accessible functional groups on RH surfaces and various matrix binders. Removal of silica and other surface impurities can be expected to improve the adhesion properties of rice husks to binders and ultimately improve the properties of the composite drastically. The inner surface of rice husk is smooth and may contain wax and natural fats that provide good shelter for the grain (Ndazi et al., 2007).

2.1.4 Utilization of Rice Husk in Polymer Materials.

Despite the increasing trend of the rice husk surplus, proper methods of disposal or utilization of rice husks have yet to be developed. Up to now, alternative applications of RH are limited, and most of the surplus rice husk is disposed of by direct burning in

open heaps or thrown in landfill causing land pollution. Lately, rice husk was used to generate electric power through thermal degradation but this method released a large number of green house gases, and the emission of rice husk ash into the ecosystem has attracted huge criticisms and complaints. Due to RH's persistent, carcinogenic and bio-accumulative effects, multiple health issues such as silicosis syndrome, fatigue, shortness of breath, loss of appetite and respiratory failure problem aroused (Ying, 2011); (Qiang, 2009). Open burning of RH is also often the disposal method of rice millers. This leads to environmental concerns and becomes a great environmental threat causing damage to the land and the surrounding area in which it was dumped. Different methods for husk disposal, including finding a commercial use for the waste have been suggested (Nurain, 2012). If we are not able to exploit RH accordingly, a massive hazardous environment pollution will be faced (Ying, 2011). However, in the last decade, many countries imposed new regulations to restrict field burning of rice husk primarily for environmental reasons (Mansaray and Ghaly, 1998)

Utilization of rice husks has been significantly widened for the past few years, serving as an ideal source of pet food fiber, building and insulating materials for reinforcing the tensile strength as fertilizers through vermin-composting techniques, as microbial nutrients for single-cell protein production ,for reducing sugar production and as raw products in the manufacturing of ethanol (Foo, 2009).

Due to RH's fibrous nature, it has been used as filler for making lightweight polymer composites which provides an effective means for proper and optimum utilization of a large quantity of rice husk produced every year (Khalf and Ward, 2010). Research efforts are in progress to incorporate rice husk in polymers so that they can

enhance the physical, mechanical and tribological properties of the latter (Navin et al., 2010). Multiple research efforts were taken by incorporating RH into various kinds of polymer matrix such as high-density polyethylene, low-density polyethylene, polypropylene, styrene butadiene rubber and polyurethane. It was known through these studies that RH not only improves the tensile modulus and flexural modulus but also flame retardancy. (Ismail et al., 2012)

RH has been used as a resource for chemical feedstocks or as reinforcement (Samir et al., 2011). Rice husk, a cellulose-based fiber, has also been utilized in the manufacture of composite panels (Ndazi et al., 2007). One of the current applications of RH is its incorporation into polymer matrices such as for the fabrication of RH-filled ecocomposites. The addition of RH can promote the biodegradation process of the polymer matrix, and also make the final materials to be economically more competitive (Qiang et al., 2009; Ismail et al., 2012).

2.2 Natural Rubber

2.2.1 Background and Properties of Natural Rubber

Natural rubber (NR) can be defined as polyisoprene extracted from *Hevea Braziliensis* (Lee et al., 2011). Originally, South America, but in present day, countries such as Malaysia, Indonesia, Sri Lanka, and Nigeria are also major contributors of natural rubber. A slit is made into the bark of *Hevea Braziliensis* (also known as rubber tree) to allow the flow of a milky sap called latex. This is described in Figure 2.3.

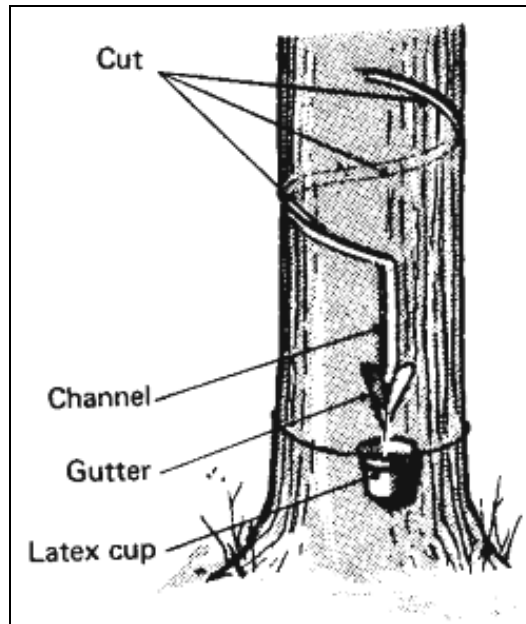


Figure 2.3: Tapping latex from a rubber tree.
(<http://www.fao.org/docrep/006/ad221e/ad221e06.htm>)

Latex is a mixture of polyisoprene, water and small amount of other ingredients such as proteins, carbohydrates and impurities. Collected latex undergoes multiple processing stages involving preservation, concentration, coagulation, dewatering, drying, cleaning, and blending before becoming ‘dry rubber’ (Ciesielski, 1999); (Ciullo and Hewitt, 1999). NR has a very unique ability, to crystallize upon stretching, a phenomenon known as “strain induced crystallization”. This characteristic is due to NR’s uniform microstructure (Ismail et al., 2011). Processing of NR requires high power input and heavy equipments. Thus, arising the need of rubber to be available in physical form that is friendly to be handled in liquids, fluids, and solids (Okieimen and Akinlabi, 2002). Still, NR is one of the most important elastomers widely used in industrial, technological and engineering fields due to its superior and unique mechanical properties that make it an important and irreplaceable material in certain

applications, such as in tires, mountings, gaskets and seals (Okieimen and Akinlabi, 2002).

Composition of latex and dry rubber is similar but varies in its amount. The typical composition of latex and dry rubber is shown in Table 2.7 (Ciesielski, 1999); (Ciullo and Hewitt, 1999); (Morton, 1987).

Table 2.7: Composition of Fresh Latex and Dry Rubber (Morton, 1987)

Constituents	Dry Rubber (%)	Fresh Latex (%)
Rubber hydrocarbon	93.7	36
Protein	2.2	1.4
Neutral lipids	2.4	1
Carbohydrate	0.4	1.6
Inorganic constituents	0.2	0.5
Water	-	58.5
Glycolipids + Phospholipids	1	0.6
Others	0.1	0.4

NR is composed of both Gel phase, which is the insoluble part in toluene and Sol phase that is the soluble part in toluene. The term “Gel” means a three-dimensional network that is insoluble in solvents. Hence, the Gel phase in NR is not a true Gel since it is soluble to certain solvents and also soluble at high temperatures. Amount of Gel varies with the clones of Hevea tree, ages of tree, and periods of storage, storage conditions and processing conditions.

NR is recently been proposed to be composed of linear poly-isoprene with two terminal groups. These terminal groups are active and can react with natural impurities such as proteins and phospholipids. These reactions can lead to extensions of two linear poly-isoprene segments, connections of three or more linear segments (so-called branches or star), forming a network of different chain connections. As a result, NR has

been considered as a mixture of connected linear poly-isoprene segments with different connectivity. This connected mixture is named as the “naturally occurring network”. Therefore, the gel phase in NR is composed of the naturally occurring connected network, and the sol phase is composed of extensions and branches of linear chains. The naturally occurring network is thought to be responsible for the elastomeric behavior of NR (Shigeyuki Toki et al., 2009). NR also has high molecular weight compound and weak thermal properties low heat diffusivity and conductivity (Okieimen and Akinlabi, 2002).

2.2.2 Application and Research Development of Natural Rubber

Current trend is to add fillers into NR to gain appropriate properties for specific applications. A wide variety of fillers are used in the rubber industry for various purposes, of which the most important are reinforcement, reduction in material costs, and improvements in processing (Ismail et al., 2011; Larissa et al., 2011; Okieimen and Akinlabi, 2002; Nittaya and Sarawut, 2012). For example in automotive engine industry, it is required to improve the thermo-mechanical performance of the current NR, which is commonly used as an anti-vibration system inside the engine compartment. NR composite materials are very much in demand to reduce the cost and increase the life-time durability while maintaining excellent performance under harsh operating conditions (Lee et al., 2011).

Ergo, world wide researchers have attempted to enhance the properties of NR by multiple ways in varying fields and industries. Recently, natural rubber nanocomposites with carbon black and organoclay was prepared by incorporating nanofillers into solid rubber using a conventional two-roll mill (Larissa et al., 2011). Attempts was made to

enhance the properties of china clay-filled NR vulcanizates by partially substituting clay with reinforcing fillers. Currently, an interesting work claims that the best balance of heat build-up and abrasion resistance for a heavy-duty truck tire tread is achieved when china clay and silica filled NR compound is used (Nittaya and Sarawut, 2012). NRs are now prepared from the combinations of natural rubber with various conventional plastics, such as polypropylene (PP), low-density polyethylene (LDPE) , linear low-density polyethylene (LLDPE) as well as high density polyethylene (HDPE) (Pongdhorn Sae-Oui et al., 2010).

However, there is also growing environmental awareness regarding the disposal of these materials at the end of their useful life (Ismail et al.,2011). Scrap rubbers, leftover rubber from manufacturing activities and also old and defective rubber products are waste and usually discharged. The discarded scrap rubber does not degrade rapidly enough and this causes environmental pollution. (Ismail et al., 2002).

2.3 Natural Rubber Latex (NRL)

2.3.1 Background and Properties of Natural Rubber Latex (NRL)

Though many plants are capable of producing latex, only the latex from *Hevea brasiliensis* trees has been exploited over the 100 years. This tree species which grow in the hot humid intertropical regions, is exploited by tapping bark. Natural rubber latex (NRL) is found in latex vessels localized in the cortex, especially in the layer 2 to 3 mm thick nearest to the cambium. NRL is the fluid, milky in appearance, which flows from these plants after the slightest wound. Like all plant materials, latex contains growth-related substances such as carbohydrates, proteins, and other organic and inorganic

constituents. The rubber hydrocarbon particles (the elastic components sought in all natural rubber products) comprises 25% to 45% of the latex system. The variation is due to factors such as the clone of the tree, the tapping system, the soil condition and the season. The non rubber substances constitute only a small percentage of the latex system (Sansatsadeekul et al., 2011)

Latex is, in general, an aqueous system in which polymer particles are homogeneously distributed as a colloidal dispersion. It is a two phase system, made of aqueous and solid polymer particles and, therefore, the surface interaction phases are: water to polymer particles and, aqueous to air. The interaction between the aqueous phase and the particles has a certain effect on the latex stability. Improper interaction causes the coagulation of particles to create larger particles. It was found that as the particle size increases the interfacial energy decreases. Therefore, latex may be considered as thermodynamically unstable (Berrin Yilmaz, 2010). NRL, which is usually obtained by the partial depolymerization of NR, was previously found to have most of the natural components that produce the color, appearance, and performance of NR. Not only this, NRL has the same monomer as the rubber 1,4-isoprene unit. Natural rubber Latex (NRL) is an aqueous dispersion of polyisoprene latex particles and non rubber particles in an aqueous serum phase. Apart from the rubber hydrocarbon, a large number of non rubber constituents (mainly carbohydrates, lipids, and proteins) are also present in relatively small amounts in the aqueous phase. Some are associated with the rubber particles themselves (Okieimen and Akinlabi, 2002). When subjected to ultracentrifugation at approximately 59,000g, latex can be separated into 3 main fractions³ (Figure 2.6): (1) top rubber hydrocarbon particle phase; (2) ambient C serum

in which all latex particles are suspended; and (3) denser bottom fraction of nonrubber particles, particularly lutoids, which contain yet another serum (B-serum).

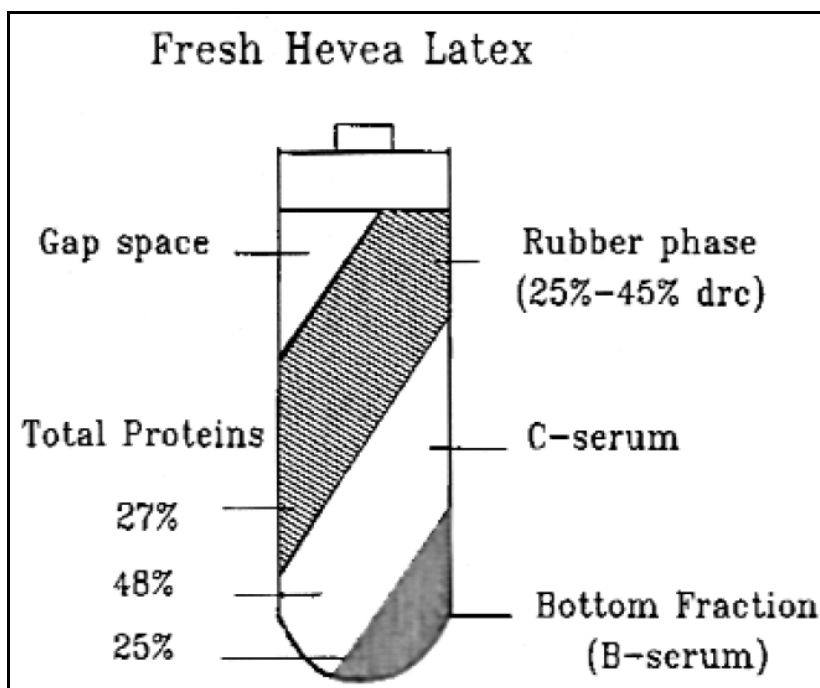


Figure 2.4: Freshly collected *Hevea brasiliensis* latex separated into its 3 main fractions on ultracentrifugation at 59,000g. (Esah and Paul, 2002)

When it is required to preserve NRL, chemicals such as formalin, sodium sulphate and ammonia at desired dosages are added in. Ammonia has been recognized as the most effective and desired preservative. However, this chemical has certain drawbacks as well. Higher dosage is required for an effective longer preservation period. High amount of ammonia leads to atmospheric pollution. Thus, preservation systems comprising low levels of ammonia in combination with other chemicals were introduced. However, these systems had issues such as high toxicity, lower mechanical, storage and chemical stability. A composite preservation system consisting tetramethylthiuram disulphide, zinc oxide and ammonia, popular known as LA-TZ system was introduced during 1975 and subsequently commercialized till today (Ho et