



Research Article

Inherent variation of functional traits in winter and summer leaves of Mediterranean seasonal dimorphic species: evidence of a ‘within leaf cohort’ spectrum

Giacomo Puglielli^{1,2*} and Laura Varone¹

¹Department of Environmental Biology, Sapienza University of Rome, P. le A. Moro, 5, 00185 Rome, Italy

²Present address: Chair of Biodiversity and Nature Tourism, Estonian University of Life Sciences, Kreutzwaldi 5, 51014 Tartu, Estonia

Received: 6 September 2017 **Editorial decision:** 7 April 2018 **Accepted:** 19 April 2018 **Published:** 24 April 2018

Associate Editor: Rafael Oliveira

Citation: Puglielli G, Varone L. 2018. Inherent variation of functional traits in winter and summer leaves of Mediterranean seasonal dimorphic species: evidence of a ‘within leaf cohort’ spectrum. *AoB PLANTS* 10: ply027; doi: 10.1093/aobpla/ply027

Abstract. The covariation pattern among leaf functional traits involved in resource acquisition has been successfully provided by the leaf economic spectrum (LES). Nevertheless, some aspects such as how the leaf trait variation sources affect LES predictions are still little investigated. Accordingly, the aim of this paper was to test whether leaf trait variations within different leaf cohorts could alter LES. Improving this knowledge can extend the potential of trait-based approaches in simulating future climate effects on ecosystems. A database on leaf morphological and physiological traits from different leaf cohorts of *Cistus* spp. was built by collecting data from literature. These species are seasonal dimorphic shrubs with two well-defined leaf cohorts during a year: summer leaves (SL) and winter leaves (WL). Traits included: leaf mass area (LMA), leaf thickness (LT), leaf tissue density (LTD), net photosynthetic rate on area (A_a) and mass (A_m) base, nitrogen content on area (N_a) and mass (N_m) base. The obtained patterns were analysed by standardized major axis regression and then compared with the global spectrum of evergreens and deciduous species. Climatic variable effect on leaf traits was also tested. Winter leaves and SL showed a great inherent variability for all the considered traits. Nevertheless, some relationships differed in terms of slopes or intercepts between SL and WL and between leaf cohorts and the global spectrum of evergreens and deciduous. Moreover, climatic variables differently affected leaf traits in SL and WL. The results show the existence of a ‘within leaf cohort’ spectrum, providing the first evidence on the role of leaf cohorts as LES source of variation. In fact, WL showed a high return strategy as they tended to maximize, in a short time, resource acquisition with a lower dry mass investment, while SL were characterized by a low return strategy.

Keywords: *Cistus*; deciduous; evergreen; leaf cohorts; leaf economic spectrum; LMA; leaf nitrogen; leaf payback time.

Introduction

Plant functional diversity is achieved through a suite of physiological and morphological traits, which contribute

to define plant adaptive strategies to cope with environmental variations, and therefore to allow plant survival. Many of these traits are considered ‘economic traits’ being related to the capacity to acquire, use and

*Corresponding author’s e-mail address: giacomo.puglielli@gmail.com

© The Author(s) 2018. Published by Oxford University Press on behalf of the Annals of Botany Company.

This is an Open Access article distributed under the terms of the Creative Commons Attribution License (<http://creativecommons.org/licenses/by/4.0/>), which permits unrestricted reuse, distribution, and reproduction in any medium, provided the original work is properly cited.

conserve resources (Reich *et al.* 2003; Reich 2014). In the last two decades, a goal of plant ecologists has been to identify the trade-offs between functional traits in order to elucidate how the coordination among them could drive the plant response to environmental changes. In particular, the attention has been addressed to ‘leaf traits’ that have a key role in the carbon fixation strategy (Grime *et al.* 1997; Reich *et al.* 1997; Westoby *et al.* 2002; Ackerly 2004).

In 2004, the paper from Wright *et al.* provided a breakthrough in explaining the pattern of leaf trait covariation. The authors, by analysing six key leaf traits (leaf mass per area, maximum photosynthetic rate, leaf nitrogen content, leaf phosphorus content, dark respiration rate and leaf lifespan), suggested the existence of a spectrum of trade-offs between physiological, chemical and structural leaf traits (i.e. leaf economic spectrum, LES). Briefly, Wright *et al.* (2004) showed that the investments of plants in structural and chemical leaf traits have a return in terms of physiological activity. The spectrum goes from plant species that have a high return in physiological activity (i.e. high leaf nutrient content and high photosynthetic rate) to species with a lower potential rate of return (i.e. low leaf nutrient content, low photosynthetic rate). In terms of leaf morphology, the high return rate is related to less tough leaves (i.e. low leaf mass area, leaf thickness (LT) and leaf tissue density (LTD)) while the opposite is true for leaves characterized by a low return strategy. The strong point of LES was that it has been built on a large database (i.e. Glopnet), composed by 2548 species from 219 families and from 175 sites, covering biomes from the artic to the tropics. Given the size of the Glopnet, it has been possible to show that LES works globally independently of growth form, plant functional types or biome (Wright *et al.* 2004). Thus, LES is worthy to describe plants strategies through the observed leaf functional trait relationships, providing insights to explain species growth and survival across resource availability gradients (Reich 2014).

Despite the LES effectiveness, some aspects are still little investigated (Blonder *et al.* 2013; Reich 2014; Niinemets 2015; Keenan and Niinemets 2016), especially those concerning the leaf trait variation sources. In its original description, the pattern of leaf interspecific variation along the spectrum is essentially consistent with the characteristics of the sites where species were sampled (Niinemets 2015). However, when studies are carried out at a different scale, such as within-species variation, the covariation patterns may not agree with LES predictions (Niinemets 2015; Keenan and Niinemets 2016). For example, Wright and Sutton-Grier (2012) found that the LES relationships were weak in

local communities exposed to environmental changes. Similarly, Keenan and Niinemets (2016) by using a worldwide database of within-canopy plasticity showed that in response to a light gradient some relationships such as those between photosynthetic rates per area (A_g) and leaf mass per area did not follow the LES. Yet, another not well-investigated aspect is whether leaf traits within individuals vary according to LES (Blonder *et al.* 2013). Understanding the LES robustness at different scales within individuals could help to improve ecological predictions on plant community responses to environmental changes because it would highlight the underlying physiological causes of the trait correlations. Also, expanding the knowledge on the sources of variation of the LES would make it possible to widen the potential of the trait-based approaches in simulating future climate effects on ecosystems (Scheiter and Higgins 2009; Niinemets *et al.* 2011; Niinemets 2015).

Evergreen species are characterized by differences in leaf traits depending on flushes (i.e. leaf cohorts, Morales *et al.* 2014) and Niinemets (2014) argued that the timing of leaf flush may be an important driver altering the LES in evergreens. Identifying the sources of leaf variation is particularly interesting for Mediterranean evergreen species, which face strong seasonal climatic fluctuations. However, whether leaf cohorts can be considered as a source of variation of the LES has not yet been tested. This gap of knowledge mainly arises because of the difficulty to collect data on different leaf cohorts in a wide range of species and environmental conditions.

Starting from these last considerations, the aim of our paper is to fill this gap of knowledge by investigating the effectiveness of LES within leaf cohorts in *Cistus* spp. as well as to understand the climatic control on their leaf cohort traits. Many characteristics of *Cistus* spp. make them key components of the Mediterranean ecosystems. They developed with the advent of the Mediterranean climate and were determinants of the composition and current diversity of the Mediterranean area (Gratani and Varone 2004; Correia and Ascensão 2017). Indeed, they are pioneer species with a high germination rate and seedling recruitment after fires (de Dato *et al.* 2013), acting as a source of nutrients to the soil and facilitating vegetation succession after disturbance (Simões *et al.* 2009). Moreover, the *Cistus* genus is a good candidate to test within leaf cohort trait covariations. The 21 species belonging to this genus are in fact considered as seasonal dimorphic semideciduous shrubs displaying two well-defined leaf cohorts during a year: summer leaves (SL) and winter leaves (WL) (Aronne and De Micco 2001). Summer leaves and WL strongly differ in anatomical, morphological and physiological leaf traits (Aronne and De

Micco 2001; Catoni *et al.* 2012). Moreover, Puglielli *et al.* (2017a) recently found that the relationship between LMA and photosynthetic rate per unit of leaf dry mass followed seasonal changes in three *Cistus* spp. from different provenances, thus increasing the rationale to test for leaf cohort trait covariation patterns at a broader scale.

Considering the different periods of the year in which *Cistus* spp. form their leaves, we hypothesize that SL are characterized by a low return strategy while WL by a higher return strategy as they develop after the first rains following summer drought (i.e. more favourable conditions). Thus, in the two leaf cohorts the relationships among functional leaf traits could vary between them and from that expected on the basis of the LES.

In order to verify our hypothesis, we first summarized the differences in leaf traits and their pattern of covariation between SL and WL by collecting data from literature. Then, we compared the obtained patterns against those reported in Glopnet. In particular, we compared our results with both the global spectrum of evergreens, since in Glopnet *Cistus* spp. are classified as evergreen species, and global deciduous spectrum being *Cistus* spp. semideciduous species.

Methods

Construction of the database of morphological and physiological leaf traits of WL and SL

An extensive literature survey was carried out to identify the published studies on *Cistus* spp. The search terms for the three Scopus and Web of Science queries were: (i) (('Cistus') AND ('photosynthesis' OR 'photosynthetic rate')), (ii) (('Cistus') AND ('leaf structure' OR 'leaf morphology' OR 'specific leaf area' OR 'leaf mass per area' OR 'SLA' OR 'LMA')) and (iii) (('Cistus') AND ('nitrogen')). Altogether, 142 studies covering the years 1987–2017 were identified.

The following leaf traits were included: LMA and its underlying components such as LTD (mg cm^{-3}) and LT (μm). Leaf thickness values obtained from direct anatomical measurements, which are considered to be the most reliable estimate (see Niinemets 2015 for further discussion), were retained. When LTD was not available in the data source, it was derived as LMA/LT (Puglielli *et al.* 2015). The rationale to include LT and LTD in our database is that they can alter photosynthesis in reverse directions in woody plants, acting as a potential confounding effect in interpreting the bivariate relationships between LMA and photosynthesis (Niinemets 1999). Among the physiological leaf traits, we included net photosynthetic rate per unit of leaf area (A_n , $\mu\text{mol CO}_2 \text{ m}^{-2} \text{ s}^{-1}$) and per unit

of dry mass (A_m , $\text{nmol CO}_2 \text{ g}^{-1} \text{ s}^{-1}$). The biochemical traits included leaf nitrogen content per unit dry mass (N_m , %) and area (N_a , g m^{-2}). Since most of the studies generally reported photosynthesis and biochemical traits on an area basis, the traits on a mass basis were derived whenever LMA was available following Wright *et al.* (2004).

Overall, in order to include photosynthetic, biochemical and morphological leaf traits for both the cohorts in our database, we followed the standardized procedure developed by Niinemets (2015) with some modifications. In particular, the following three criteria were used to select the parameters to include in the database:

(i) Photosynthetic, biochemical and morphological leaf traits had to be sampled in the period November–December for WL (Puglielli *et al.* 2017a) and May–June for SL (Bongers *et al.* 2017). In general, we included in the database the maximum photosynthetic rate per each of the considered leaf cohorts. In fact, according to Niinemets (2015), we included the photosynthesis values measured under no stressful conditions because stress factors reduce stomatal conductance and photosynthetic rate also decreasing the leaf biochemical photosynthesis potentials. This could affect the results of the bivariate relationships between leaf morphological and physiological traits (Niinemets 2015). When possible, we analysed the reported seasonal trend in order to select the maximum photosynthetic rate per each of the considered leaf cohorts. If no seasonal trend was reported in a study, we included the photosynthetic rate whether it was sampled during the above-mentioned months range as reported in the Materials and Methods sections of our data sources and according to our expertise in the field. In addition, to be sure that plants were not in water stress conditions (if not specified as in Bongers *et al.* 2017), we checked stomatal conductance data for WL and SL. As such, we included in our database physiological data for stomatal conductance $\geq 150 \text{ mmol m}^{-2} \text{ s}^{-1}$ since above this threshold there is not an effect of water stress on photosynthesis according to Flexas *et al.* (2004). In particular, stomatal conductance range was 61–490 for SL and 132–580 for WL. The values below the selected threshold come from studies that explicitly reported the absence of water stress, as above mentioned.

(ii) Leaf traits had to be sampled in the field and (iii) on young fully developed apical leaves of adult plant. As adult plants we selected from the considered literature only 3 years old or more, since this threshold characterizes the reproductive individuals. We restricted the data acquisition to adult plant because differences in plant age can affect the estimates of the considered leaf functional traits (Niinemets 2015).

From the original studies, we also took geographical variables such as latitude (Lat, °), longitude (Long, °) and altitude (Alt, m a.s.l.). Concerning climatic variables, we had to follow a different approach to that generally employed to understand the climatic effect in shaping leaf traits (e.g. Wright *et al.* 2004; He *et al.* 2006; Niinemets 2015). Among our aims, we also wanted to identify the possible climatic drivers of leaf trait variations within single leaf cohorts. Considering that the selected leaf cohorts develop during a single growing season, the use of mean annual values of climatic variables as predictors would be meaningless. The following rationale was therefore used. Considering that *Cistus* spp. leaves take on average 20 days to fully develop under favourable environmental conditions (Crescente 1998), as that sampled here, we included in the database only mean monthly temperature (Temp, °C) and precipitation (P, mm) values relative to the previous month in which the leaves were sampled in our data sources.

Following data inclusion, we checked for eventual outliers. Firstly, we calculated traits mean and standard deviation (SD) within each leaf cohort; then, all the values falling outside the range $\text{mean} \pm 2 \text{ SD}$ were considered outliers and removed from the database.

The applied procedure of study inclusion resulted in the final database comprising 38 studies (comprising three unpublished data sets from our laboratory) [see Supporting Information—Table S1] covering a significant portion of the Mediterranean Basin with observations from Portugal, Spain, France, Italy and Greece (Fig. 1). A summary of the bioclimatic variables for WL and SL is given in Supporting Information—Table S2. In particular, the database included data for nine *Cistus* spp., representing the 43 % of the species (i.e. 21 species

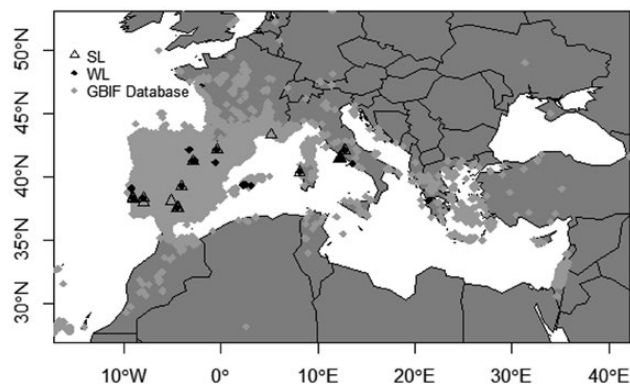


Figure 1. Geographical distribution of the sample locations for the considered leaf cohorts of *Cistus* species (SL = summer leaves, WL = winter leaves). Light grey rhomboidal symbols represent *Cistus* spp. presence points across the Mediterranean Basin according to the Global Biodiversity Information Facility (GBIF, <http://www.gbif.org/species/2874026>). Details on species and leaf traits sampled per each location are shown in Supporting Information—Table 1.

in total, Correia and Ascensão 2017) belonging to this genus. At any rate, we were not able to obtain a database with all the values for the considered traits for WL and SL coming from the same data sources. This partially constrains the possibility to explicitly analyse the correspondence between the inherent variability of functional traits in SL and WL and their bivariate relationships.

Data analysis

Pearson pairwise correlation coefficients were used to test for linear correlation among the considered leaf traits [see Supporting Information—Table S3].

Standardized major axis (SMA) regression (Warton *et al.* 2006) was used to analyse relationships between LMA and its components (LTD and LT) against all the considered physiological and biochemical leaf traits as well as the relationship between LTD and LT. In all the analyses *Leaf Cohort* was used as the main factor. Differences in terms of slopes and intercepts were tested with the likelihood ratio and Wald statistic, respectively (see Warton *et al.* 2006 for further details). When pertinent, shifts between leaf cohorts along the common fitted slope were tested using the Wald statistic.

By using the function *slope.test* (smatr package version 3, Warton *et al.* 2012), SMA also allowed to test for significant differences between the obtained slopes for the bivariate relationships per each leaf cohort against that of the broad spectrum of evergreens and deciduous obtained from the Glopnet Database of Wright *et al.* (2004).

Standardized major axis regression was also carried out to analyse the relationships between the considered leaf traits and climatic variables (i.e. temperature and precipitation). All data (except the climatic data) were log-transformed for analyses that were run with the R library SMATR (Warton *et al.* 2012).

Results

Leaf trait variation in WL and SL

Through the entire database physiological traits had the highest variation while morphological traits showed the lowest one. Between the leaf cohorts, overall SL showed a lower variation than WL (Table 1). A_0 was the most varying trait in WL (7.0-fold) while A_m had the highest variation in SL (6.1-fold). N_m and LT showed the narrowest range of variation in WL while N_0 and LT in SL.

On average, WL showed 28 % and 22 % lower A_0 and A_m than SL. At a biochemical level, no differences were found in N_0 with an average value of 2.2 and 2.3 g m⁻² in SL and WL, respectively, while N_m was 5 % higher in

Table 1. Means, minimum and maximum values (in parenthesis) for the physiological, biochemical and morphological leaf traits included in the analysis per each considered leaf cohort of *Cistus* species. SL = summer leaves; WL = winter leaves; A_o = net photosynthetic rate per unit of leaf area; A_m = net photosynthetic rate per unit of leaf dry mass; N_o = nitrogen content per unit of leaf area; N_m = nitrogen content per unit of leaf dry mass; LMA = leaf mass area; LTD = leaf tissue density; LT = leaf thickness. Unit as well sample size per each trait is also shown.

Leaf traits	Unit	n	WL	n	SL
Physiological traits					
A_o	$\mu\text{mol CO}_2 \text{ m}^{-2} \text{ s}^{-1}$	65	12.5 (2.9–23.0)	38	17.4 (5.8–25.0)
A_m	$\text{nmol CO}_2 \text{ g}^{-1} \text{ s}^{-1}$	26	117.9 (33.4–242.1)	29	151.2 (37.4–266.4)
Biochemical traits					
N_o	g m^{-2}	11	2.3 (1.2–3.6)	15	2.2 (1.5–3.8)
N_m	%	18	16.4 (13.4–22.4)	18	17.3 (10.0–27.0)
Morphological traits					
LMA	g m^{-2}	40	130 (51–263)	44	132 (56–250)
LT	μm	17	179 (123–226)	26	200 (130–293)
LTD	mg cm^{-3}	22	427 (160–816)	26	658 (372–1189)

SL than in WL. Among morphological traits, LTD, LT and LMA were 54 %, 12 % and 2 % higher in SL compared to WL (Table 1).

Relationship among morphological, physiological and biochemical leaf traits

In general, the considered bivariate relationships on pooled data were in agreement with Glopnet (Table 2, Fig. 2). In fact, LMA scaled positively with N_o ($R^2 = 0.70$, $P < 0.0001$) and negatively with A_m ($R^2 = 0.24$, $P = 0.0001$) and N_m ($R^2 = 0.26$, $P = 0.009$). Moreover, no significant relationship was found between LMA and A_o ($R^2 = 0.06$, $P = 0.07$).

These general patterns were confirmed both in WL and SL even if some differences were highlighted. A_m scaled negatively and N_o positively with LMA in both leaf cohorts (Table 2, Fig. 2). However, N_m –LMA was not significant within each leaf cohort. Although no significant differences in slopes were found, intercepts significantly differed for A_m while a significant shift along the common axis was found for A_o (Table 2, Fig. 2). When the fitted slopes were tested against both the evergreens and deciduous from the Glopnet database, significant differences were found in WL for N_m –LMA and N_o –LMA (Table 2, Fig. 2).

The covariation of LMA with its components revealed a significant relationship only for LTD–LMA in both the leaf cohorts (Table 2, Fig. 3). Moreover, LT and LTD were negatively correlated in both WL and SL (Table 2, Fig. 3). In the latter, LTD scaled negatively ($P < 0.05$) and LT positively ($P < 0.05$) with A_o and A_m (Table 3). Also, a positive relationship was found between N_o and LTD (Table 3). All the relationships between LTD and LT with the considered leaf physiological and biochemical parameters were not significant in WL (Table 3).

Dependency of leaf traits on climatic variables in WL and SL

The results of the trait–climate relationships highlighted no coordination between the selected traits and climatic variables in SL (Table 4). On the contrary, the generated models were mostly significant for WL. Within this leaf cohort, A_o and A_m increased, while N_m and LT decreased with temperature. On the other hand, N_o and LT increased with precipitation in WL while LTD decreased. Any relationship was found for LMA with both temperature and precipitation within each leaf cohort (Table 4).

Discussion

Leaf trait variations in WL and SL

In general, we found a great inherent variability in leaf traits in both WL and SL. LMA variation (from 51 to 263 g m^{-2} in WL and from 56 to 250 g m^{-2} in SL) fell in the range reported for higher plants in Poorter *et al.* (2009). A_o and A_m were highly variable in both the leaf cohorts (from 3.3- to 7.0-fold). In particular, in SL A_m is more variable (6.1-fold) than A_o (3.3-fold) according to results of Niinemets (1999), Wright *et al.* (2004), Kattge *et al.* (2011) while WL showed roughly the same magnitude of variation for both the parameters (6.3- and 7.0-fold for A_m and A_o , respectively). This last result agrees with Niinemets (2015) who did not find a higher A_m variation than A_o for the Mediterranean *Quercus ilex* across its bioclimatic range of distribution. A greater variation in N_o (1.9-fold) than in N_m (0.7-fold) observed here for WL also agrees with the range of variation for these

Table 2. Log–log relationships between leaf mass area (LMA) and: net photosynthetic rate per unit of leaf area (A_o) and per unit of leaf dry mass (A_m), nitrogen content per unit of leaf area (N_o) and per unit of leaf dry mass (N_m), leaf tissue density (LTD) and leaf thickness (LT) per each leaf cohort (WL = winter leaves, SL = summer leaves) of *Cistus* species as well as on pooled data (those for LTD–LMA and LTD–LT are not included since they were affected by *C. creticus* subsp. *eriocephalus* sample size, LT–LMA was not affected but it was removed as well). The relationship between LTD and LT is also shown. Slope, intercept and shift tests between the two leaf cohorts are shown. * indicates when the fitted slopes per each cohort were significantly different from that of the spectrum of deciduous (Dec) and evergreens (Ev) from the Glopnet database (Wright et al. 2004). NA = not available in Glopnet.

Relationship	Leaf cohort	<i>n</i>	Slope	Intercept	<i>R</i> ²	<i>P</i>	Shift.test	Dec	Ev
A_o –LMA	WL	26	1.35a	–1.68a	0.06	0.231	0.0004	n.s.	n.s.
	SL	29	0.89a	–0.63a	0.006	0.696		n.s.	n.s.
	Pooled	55	1.26	–1.46	0.06	0.07		n.s.	n.s.
A_m –LMA	WL	26	–1.47a	4.96a	0.21	0.019	–	n.s.	n.s.
	SL	29	–1.29a	4.80b	0.53	8.53E–05		n.s.	n.s.
	Pooled	55	–1.41	4.94	0.24	0.0001		n.s.	n.s.
N_o –LMA	WL	11	0.94a	–1.64	0.84	6.21E–05	0.559	*	*
	SL	14	0.84b	–1.43	0.50	0.0048		n.s.	n.s.
	Pooled	25	0.89	–1.53	0.70	1.74E–07		n.s.	*
N_m –LMA	WL	11	–0.41a	2.08	0.36	0.05	0.364	*	*
	SL	14	–0.82b	2.93	0.23	0.087		n.s.	n.s.
	Pooled	25	–0.61	2.51	0.26	0.009		n.s.	n.s.
LTD–LMA	WL	22	1.93a	–1.09a	0.49	0.0002	–	NA	NA
	SL	26	0.81a	–0.19b	0.46	0.0001		NA	NA
LT–LMA	WL	15	–1.55a	5.29a	0.03	0.557	–	NA	NA
	SL	26	0.92a	0.36b	0.03	0.388		NA	NA
LTD–LT	WL	15	–0.80a	4.41a	0.71	8.40E–05	0.523	NA	NA
	SL	26	–0.75a	4.38a	0.36	0.001		NA	NA

traits in previous extensive databases (e.g. Niinemets 1999; Wright et al. 2004; Kattge et al. 2011; Niinemets 2015). On the contrary, a similar variation in N_m (1.7-fold) and N_o (1.4-fold) was found in SL. At any rate, we observed a tendency of WL to have a higher N_o than SL, in line with previous findings (Werner and Máguas 2010; Correia and Ascensão 2017). Since WL tend to maximize resource acquisition in a short time because of their lower leaf lifespan (6 months), they invest more in leaf area than in dry mass. Thus, we argue that the greater N_o investment may be payed-back through the nutrient re-translocation during the inevitable leaf turnover occurring in spring, when the environmental conditions are favourable (see also Puglielli et al. 2017a). Considering that the nutrient re-translocation is a well-known process in *Cistus* genus (Milla et al. 2004; Dias et al. 2012; Simões et al. 2012; Correia and Ascensão 2017), this represents an additional strategy to minimize the necessity to invest in nutrient acquisition during the favourable period, thus maximizing growth and photosynthesis.

Relationship among morphological, physiological and biochemical leaf traits

The considered bivariate relationships within each leaf cohort showed a relatively low explanatory power. A similar low explanatory power was found in studies involving congeneric species (see Muir et al. 2017 and references within). The modest coordination observed between leaf structure and physiology indicates that structural traits, such as LMA, are probably insufficient to identify the most important axes of trait variation in studies within genera. This suggests the possibility that there are many unique ways to vary leaf anatomy and photosynthesis without large effects on LMA (Tosens et al. 2012; Tomás et al. 2013; Muir et al. 2017). Ultimately, the obtained results reflect the ‘boundary line’ trade-offs proposed by Grubb (2015) who stated that such trade-offs set a soft constrain on evolutionary divergence making the correlations weaker than expected on the basis of the assumption of a ‘true trade-off’ (see Grubb 2015 and Muir et al. 2017 for further discussion).

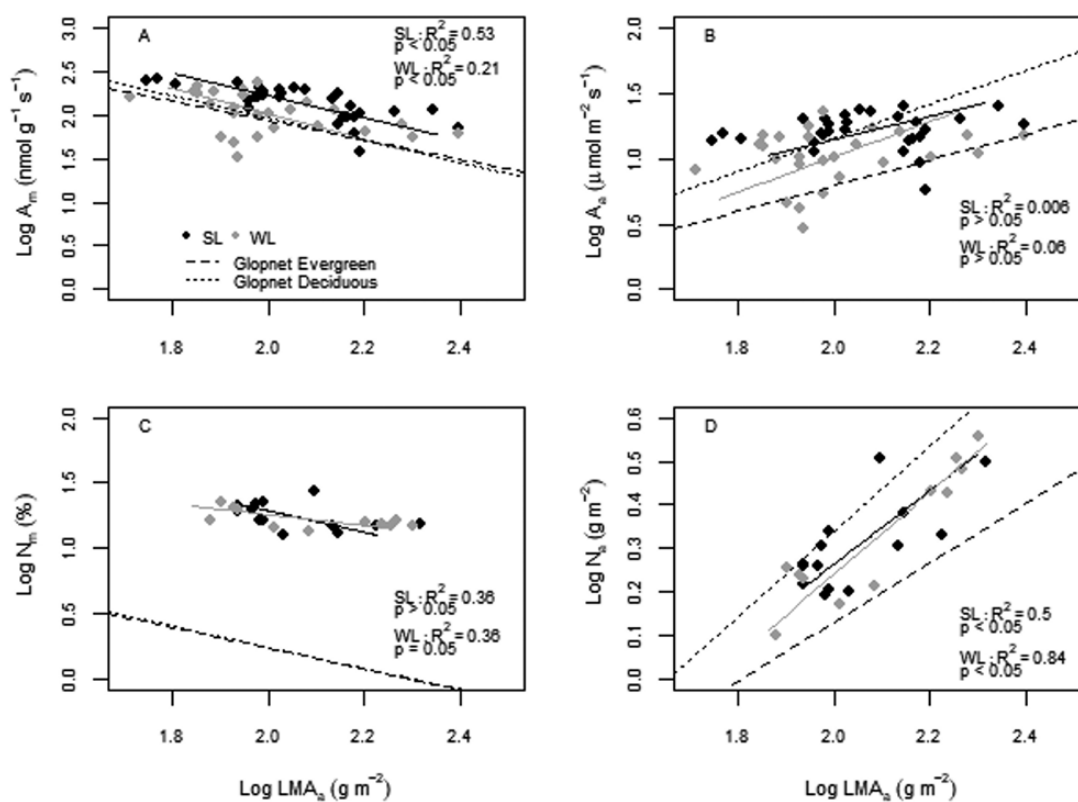


Figure 2. Log–log relationships between leaf mass area (LMA) with: (A) net photosynthetic rate per unit of leaf dry mass (A_m) and (B) per unit of leaf area (A_o), (C) nitrogen content per unit of leaf dry mass (N_m) and (D) per unit of leaf area (N_o) per each considered leaf cohort of *Cistus* species (SL = summer leaves, WL = winter leaves). R^2 and P -value per each relationship are shown. The estimated slopes, intercepts, as well as the significance tests of the fitted slopes against that of the deciduous and evergreens spectrum from the Glopnet database (Wright et al. 2004) are given in Table 2. Relationships were considered significant at $P < 0.05$.

At a leaf cohort level, LMA mostly scaled at the same rate with all the considered leaf traits in WL and SL except for the relationships N_o -LMA and N_m -LMA, and the latter was not significant within each leaf cohort. Nevertheless, at common LMA, SL showed a higher N_m , LTD, LT and a lower A_m , than WL. These results highlight that SL invest more resources in supportive structures (Niinemets 1999) necessary to face the environmental cues of the Mediterranean summers (Bongers et al. 2017). This view is supported by differences in LTD as a proxy of the leaf construction costs (de la Riva et al. 2016). Since SL have a longer leaf longevity (~10 months), a higher LTD can be the result of a greater foliar pay-back time (i.e. a longer leaf lifespan) as supported by the negative scaling of LTD with A_o and A_m . Yet, unlike the lack of correlation generally found between LTD and LT (de la Riva et al. 2016), our results showed a negative correlation between them. Such negative correlation, associated to the absence of correlation between LT and LMA could reflect the capacity of *Cistus* spp. to modify LT to a greater extent in order to exert a positive morphological photosynthetic control at any given LMA. The LT control on the assimilation processes is evident in SL,

as LT positively and significantly scales with both A_o and A_m . Even if LT variation cannot require a long lifespan to pay back its construction costs (de la Riva et al. 2016), however, the degree of LT variation in SL seems to be constrained at relatively high LTD (i.e. a lower scatter of the points around the regression line), which in turn led to reduce photosynthesis. To compensate, SL showed a higher N_o with increasing LTD. This is not surprising, since leaves with a greater density generally need a higher N concentration to photosynthesize as leaves with lower density (Niinemets 1999). This strategy may drive the observed shift in A_o to higher values in SL.

On the other hand, in WL only the relationships A_m -LMA, LTD-LMA and N_o -LMA were significant, even if a lower degree of leaf structural control on photosynthesis was generally observed (i.e. a lower R^2 for the relationship A_m -LMA and no significant relationships LT- A_m and LTD- A_m). The different WL pattern can be due to their shorter leaf lifespan meaning that WL do not need to mirror changes in leaf morphology with a longer pay-back time according to Puglielli et al. (2017a). Thus, as discussed in the previous subsection nitrogen economy of WL can be the driver of the differences in slope found

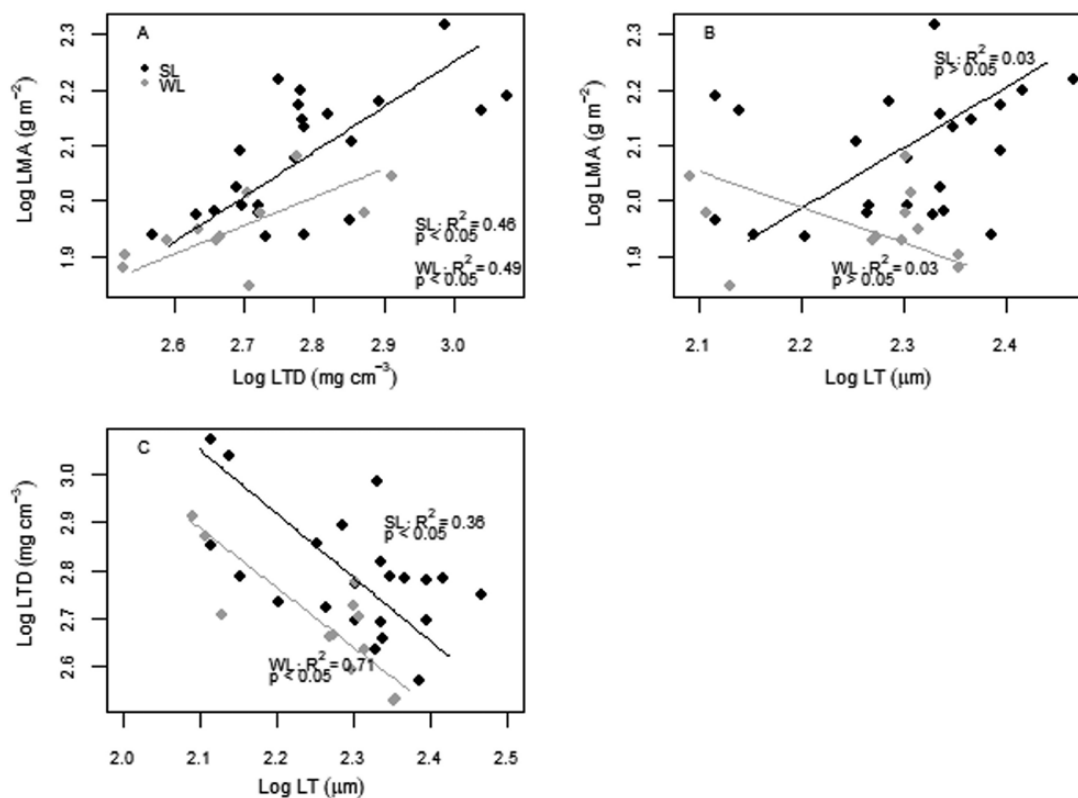


Figure 3. Log–log relationships between: (A) leaf tissue density (LTD) and leaf mass area (LMA), (B) leaf thickness (LT) and LMA and (C) LTD and LT per each considered leaf cohort of *Cistus* species (SL = summer leaves, WL = winter leaves). R^2 and P -value per each relationship are shown. The estimated slopes and intercepts are given in Table 3. Relationships were considered significant at $P < 0.05$.

for the relationship N_a -LMA and N_m -LMA between WL and SL and also between WL and the broad spectrum of evergreens and deciduous.

Interestingly, the two leaf cohorts converged in the lack of a structural control on N_m (even if the relationship on pooled data was significant), supporting that re-translocation may be the process involved in affecting nitrogen allocation patterns in *Cistus* spp. Niinemets (2015) found similar results for *Q. ilex* justifying it through the lack of a significant structural control on N_m that might identify water rather than N availability as the primary limitation in *Q. ilex* natural range. Our results support this view, and confirm that leaf cohorts can reshape the trade-offs between leaf functional traits as predicted by the LES.

Dependency of leaf traits on climatic variables in WL and SL

Concerning the climatic drivers of leaf trait variations within single leaf cohorts, we found a lack of a significant explanatory power in SL while the contrary was observed in WL. Such results may be linked to a larger degree of variability in early winter bioclimatic characteristics of the sampled sites. Based on our results,

it is therefore evident that changes in the early winter conditions through the Mediterranean Basin may represent a critical factor for WL structuring and functioning. On the other hand, the lack of dependency of SL leaf traits on bioclimatic variables may reflect a convergent evolution for this leaf cohort within *Cistus* genus, possibly due to a reduced degree of variability in summer under Mediterranean climatic conditions. Similarly, He et al. (2006) speculated a functional convergence of leaf trait relationships in an extreme environment such as Tibetan plateau from the lack of significance for the relationships between leaf traits and climate variables.

Conclusions

Our results show the existence of a ‘within leaf cohort’ spectrum, which can diverge from that of evergreens and Deciduous. However, WL and SL differ among them since WL reflect a high-return strategy *sensu* Wright et al. (2004) while SL clearly display a low-return strategy. As such, the results contribute to widen the applicability of the LES framework shedding light on an important source of leaf morpho-physiological differentiation. This is particularly relevant considering that functional differences

Table 3. Log–log relationships between (a) leaf tissue density (LTD) and (b) leaf thickness (LT) with: net photosynthetic rate per unit of leaf area (A_o) and per unit of leaf dry mass (A_m), nitrogen content per unit of leaf area (N_o) and per unit of leaf dry mass (N_m), per each leaf cohort (WL = winter leaves, SL = summer leaves) of *Cistus* species. Slope and intercept tests between the two leaf cohorts are shown.

	Relationship	Leaf cohort	n	Slope	Intercept	R ²	P
(a)	A_o -LTD	WL	22	-1.17a	4.06	0.01	0.63
		SL	18	-1.01b	4.02	0.35	0.009
	A_m -LTD	WL	22	-1.19a	5.12a	0.005	0.746
		SL	18	-1.38a	5.97b	0.67	3.55E-05
	N_o -LTD	WL	5	0.79a	-1.87a	0.01	0.85
		SL	10	0.74a	-1.76a	0.40	0.047
N_m -LTD	WL	5	-0.95a	3.76a	0.25	0.39	
	SL	10	-0.57a	2.83a	0.22	0.17	
(b)	A_o -LT	WL	15	-2.74a	7.15a	5E-04	0.936
		SL	18	1.74a	-2.78b	0.38	0.006
	A_m -LT	WL	15	2.65a	-3.96a	3E-04	0.95
		SL	18	2.38a	-3.34a	0.4	0.005
	N_o -LT	WL	5	-1.79a	4.34a	0.14	0.54
		SL	10	0.97a	-1.92b	0.05	0.52
N_m -LT	WL	5	2.15a	-3.72a	0.002	0.94	
	SL	10	-0.74a	2.95b	0.11	0.34	

Table 4. Bivariate relationships between temperature and precipitation against: net photosynthetic rate per unit of leaf area (A_o) and per unit of leaf dry mass (A_m), nitrogen content per unit of leaf area (N_o) and per unit of leaf dry mass (N_m), leaf mass area (LMA), leaf thickness (LT) and leaf tissue density (LTD) per each leaf cohort (WL = winter leaves, SL = summer leaves) of *Cistus* species. Sample size, slope and R² are also shown. Different lowercase letters indicate significant differences between slopes at P-value ≤ 0.05. Bold R² indicates significant relationships at P-value < 0.05.

	Temperature				Precipitation			
	Leaf cohort	n	Slope	R ²	Leaf cohort	n	Slope	R ²
A_o	WL	34	0.048a	0.07	WL	37	-0.0029a	0.08
	SL	34	0.0452a	0.02	SL	27	0.0012b	0.01
A_m	WL	25	0.053a	0.31	WL	26	-0.0034a	0.12
	SL	27	0.079b	0.02	SL	25	0.0016b	0.00
N_o	WL	6	0.031a	0.00	WL	6	0.0026a	0.96
	SL	9	-0.02a	0.36	SL	6	-0.002a	0.32
N_m	WL	10	-0.0129a	0.53	WL	7	-0.0006a	0.00
	SL	12	-0.029b	0.01	SL	9	0.0032b	0.14
LMA	WL	33	0.037a	0.05	WL	26	-0.0034a	0.03
	SL	31	-0.0536a	0.03	SL	31	-0.0014b	0.00
LT	WL	15	-0.022a	0.19	WL	12	0.0029a	0.30
	SL	17	-0.0307a	0.01	SL	14	-0.0018a	0.00
LTD	WL	18	-0.0417a	0.11	WL	15	0.0029a	0.21
	SL	17	-0.053a	0.00	SL	21	0.0056b	0.00

among leaf flushes formed at different times during a growing season are expected to increase due to global climate change (Niinemets 2014). Accordingly, these data could improve the ecological predictive models aimed to forecast species response to environmental changes.

Sources of Funding

None.

Contributions by the Authors

G.P. conceived the idea. G.P. and L.V. equally contributed to data gathering, database construction, statistical analysis and manuscript writing.

Conflict of Interest

None declared.

Acknowledgements

The authors want to thank L. Gratani for sharing unpublished material, R. Catoni for her altruistic help in the early phases of data gathering and the two anonymous reviewers and the editors for their suggestions to improve the manuscript.

Supporting Information

The following additional information is available in the online version of this article—

Table S1. Geographic information of sample sites, leaf traits available and data sources per each leaf cohort of *Cistus* species.

Table S2. Bioclimatic variables relative to each leaf cohort of *Cistus* species.

Table S3. Pearson pairwise correlation coefficients for the considered physiological, biochemical and morphological leaf traits.

Literature Cited

- Ackerly DD. 2004. Functional strategies of chaparral shrubs in relation to seasonal water deficit and disturbance. *Ecological Monographs* **74**:25–44.
- Aronne G, De Micco V. 2001. Seasonal dimorphism in the Mediterranean *Cistus incanus* L. subsp. *incanus*. *Annals of Botany* **87**:789–794.
- Blonder B, Violle C, Enquist BJ. 2013. Assessing the causes and scales of the leaf economics spectrum using venation networks in *Populus tremuloides*. *Journal of Ecology* **101**:981–989.
- Bongers FJ, Olmo M, Lopez-Iglesias B, Anten NP, Villar R. 2017. Drought responses, phenotypic plasticity and survival of Mediterranean species in two different microclimatic sites. *Plant Biology* **19**:386–395.
- Catoni R, Gratani L, Varone L. 2012. Physiological, morphological and anatomical trait variations between winter and summer leaves of *Cistus* species. *Flora* **207**:442–449.
- Correia OA, Ascensão L. 2017. Summer semi-deciduous species of the Mediterranean landscape: a winning strategy of *Cistus* species to face the predicted changes of the Mediterranean climate. In: Ansari A, Gill SS, Naeem M, eds. *Plant biodiversity: monitoring, assessment and conservation*. Oxford: CABI, 195–217.
- Crescente MF. 1998. *Analisi fenologica e fenometrica delle specie sclerofille sempreverdi*. PhD Thesis, Università degli Studi di Roma La Sapienza, Italy.
- de Dato GD, Micali M, Jaoudéc RA, Liberati D, De Angelis P. 2013. Earlier summer drought affects leaf functioning of the Mediterranean species *Cistus monspeliensis* L. *Environmental and Experimental Botany* **93**:13–19.
- de la Riva EG, Olmo M, Poorter H, Ubersa JL, Villar R. 2016. Leaf mass per area (LMA) and its relationship with leaf structure and anatomy in 34 Mediterranean woody species along a water availability gradient. *PLoS One* **11**:e0148788.
- Dias T, Martins-Loução MA, Sheppard L, Cruz C. 2012. The strength of the biotic compartment in retaining nitrogen additions prevents nitrogen losses from a Mediterranean maquis. *Biogeosciences* **9**:193–201.
- Flexas J, Bota J, Cifre J, Escalona JM, Galmes J, Gulías J, Lefi E-K, Martínez-Cañellas SF, Moreno MT, Ribas-Carbó M, Riera D, Sampol B, Medrano H. 2004. Understanding down-regulation of photosynthesis under water stress: future prospects and searching for physiological tools for irrigation management. *Annals of Applied Biology* **144**:273–283.
- Gavrichkova O, Liberati D, de Dato G, Abou Jaoudé R, Brugnoli E, de Angelis P, Guidolotti G, Pausch J, Spohn M, Tian J, Kuzyakov Y. 2017. Effects of rain shortage on carbon allocation, pools and fluxes in a Mediterranean shrub ecosystem – a ¹³C labelling field study. *Science of the Total Environment* **627**:1242–1252.
- Gratani L, Varone L. 2004. Adaptive photosynthetic strategies of the Mediterranean maquis species according to their origin. *Photosynthetica* **42**:551–558.
- Grime JP, Thompson K, Hunt R, Hodgson JG, Cornelissen JHC, Rorison IH, Hendry GAF, Ashenden TW, Askew AP, Band SR, Booth RE, Bossard CC, Campbell BD, Cooper JEL, Davison AW, Gupta PL, Hall W, Hand DW, Hannah MA, Hillier SH, Hodgkinson DJ, Jalili A, Liu Z, Mackey JML, Matthews N, Mowforth MA, Neal AM, Reader RJ, Reiling K, Ross-Fraser W, Spencer RE, Sutton F, Tasker DE, Thorpe PC, Whitehouse J. 1997. Integrated screening validates primary axes of specialization in plants. *Oikos* **79**:259–281.
- Grubb PJ. 2015. Trade-offs in interspecific comparisons in plant ecology and how plants overcome proposed constraints. *Plant Ecology & Diversity* **9**:1–31.
- He JS, Wang Z, Wang X, Schmid B, Zuo W, Zhou M, Zheng C, Wang M, Fang J. 2006. A test of the generality of leaf trait relationships on the Tibetan Plateau. *New Phytologist* **170**:835–848.
- Kattge J, Diaz S, Lavorel S, Prentice IC, Leadley P, Bonisch G, Garnier E, Westoby M, Reich PB, Wright IJ, Cornelissen JHC, Violle C, Harrison SP, Van Bodegom PM, Reichstein M, Enquist BJ, Soudzilovskaia NA, Ackerly DD, Anand M, Atkin O, Bahn M, Baker TR, Baldocchi D, Bekker R, Blanco CC, Blonder B, Bond WJ, Bradstock R, Bunker DE, Casanoves F, Cavender-Bares J,

- Chambers JQ, Chapin III FS, Chave J, Coomes D, Cornwell WK, Craine JM, Dobrin BH, Duarte L, Durka W, Elser J, Esser G, Estiarte M, Fagan WF, Fang J, Fernández-Méndez F, Fidelis A, Finegan B, Flores O, Ford H, Frank D, Freschet GT, Fyllas NM, Gallagher RV, Green WA, Gutierrez AG, Hickler T, Higgins SI, Hodgson JG, Jalili A, Jansen S, Joly CA, Kerkhoff AJ, Kirkup D, Kitajima K, Kleyer M, Klotz S, Knops JMH, Kramer K, Kühn I, Kurokawa H, Laughlin D, Lee TD, Leishman M, Lens F, Lenz T, Lewis SL, Lloyd J, Llusà J, Louault F, Ma S, Mahecha MD, Manning P, Massad T, Medlyn BE, Messier J, Moles AT, Müller SC, Nadrowski K, Naeem S, Niinemets Ü, Nöllert S, Nüske A, Ogaya R, Oleksyn J, Onipchenko VG, Onoda Y, Ordoñez J, Overbeck G, Ozinga WA, Patiño S, Paula S, Pausas JG, Peñuelas J, Phillips OL, Pillar V, Poorter H, Poorter L, Poschlod P, Prinzing A, Proulx R, Rammig A, Reinsch S, Reu B, Sack L, Salgado-Negret B, Sardans J, Shiodera S, Shipley B, Siefert A, Sosinski E, Soussana J-F, Swaine E, Swenson N, Thompson K, Thornton P, Waldram M, Weiher E, White M, White S, Wright SJ, Yguel B, Zaehle S, Zanne AE, Wirth C. 2011. TRY - a global data-base of plant traits. *Global Change Biology* **17**:2905–2935.
- Keenan TF, Niinemets Ü. 2016. Global leaf trait estimates biased due to plasticity in the shade. *Nature Plants* **3**:16201.
- Milla R, Maestro-Martínez M, Montserrat-Martí G. 2004. Seasonal branch nutrient dynamics in two Mediterranean woody shrubs with contrasted phenology. *Annals of Botany* **93**:671–680.
- Morales LV, Coopman RE, Rojas R, Escandón AB, Flexas J, Galmés J, García-Plazaola JI, Gago J, Cabrera HM, Corcuera LJ. 2014. Acclimation of leaf cohorts expanded under light and water stresses: an adaptive mechanism of *Eucryphia cordifolia* to face changes in climatic conditions? *Tree Physiology* **34**:1305–1320.
- Muir CD, Conesa MÀ, Roldán EJ, Molins A, Galmés J. 2017. Weak coordination between leaf structure and function among closely related tomato species. *New Phytologist* **213**:1642–1653.
- Niinemets Ü. 1999. Components of leaf dry mass per area – thickness and density – alter leaf photosynthetic capacity in reverse directions in woody plants. *New Phytologist* **144**:35–47.
- Niinemets Ü. 2014. Cohort-specific tuning of foliage physiology to interacting stresses in evergreens. *Tree Physiology* **34**:1301–1304.
- Niinemets Ü. 2015. Is there a species spectrum within the world-wide leaf economics spectrum? Major variations in leaf functional traits in the Mediterranean sclerophyll *Quercus ilex*. *New Phytologist* **205**:79–96.
- Niinemets U, Flexas J, Peñuelas J. 2011. Evergreens favored by higher responsiveness to increased CO₂. *Trends in Ecology & Evolution* **26**:136–142.
- Niinemets Ü, Kull O, Tenhunen JD. 1999. Variability in leaf morphology and chemical composition as a function of canopy light environment in coexisting deciduous trees. *International Journal of Plant Sciences* **160**:837–848.
- Poorter H, Niinemets U, Poorter L, Wright IJ, Villar R. 2009. Causes and consequences of variation in leaf mass per area (LMA): a meta-analysis. *New Phytologist* **182**:565–588.
- Puglielli G, Crescente MF, Frattaroli AR, Gratani L. 2015. Leaf mass per area (LMA) as a possible predictor of adaptive strategies for two species of *Sesleria* (Poaceae): analysis of morphological, anatomical and physiological leaf traits. *Annales Botanici Fennici* **52**:135–143.
- Puglielli G, Cuevas Román FJ, Catoni R, Moreno Rojas JM, Gratani L, Varone L. 2017a. Provenance effect on carbon assimilation, photochemistry and leaf morphology in Mediterranean *Cistus* species under chilling stress. *Plant Biology* **19**:660–670.
- Reich PB. 2014. The world-wide ‘fast–slow’ plant economics spectrum: a traits manifesto. *Journal of Ecology* **102**:275–301.
- Reich PB, Walters MB, Ellsworth DS. 1997. From tropics to tundra: global convergence in plant functioning. *Proceedings of the National Academy of Sciences, USA* **94**:13730–13734.
- Reich PB, Wright IJ, Cavender-Bares J, Craine JM, Oleksyn J, Westoby M, Walters MB. 2003. The evolution of plant functional variation: traits, spectra, and strategies. *International Journal of Plant Science* **164**:S143–S164.
- Scheiter S, Higgins SI. 2009. Impacts of climate change on the vegetation of Africa: an adaptive dynamic vegetation modelling approach. *Global Change Biology* **15**:2224–2246.
- Simões MP, Madeira M, Gazarini L. 2009. Ability of *Cistus* L. shrubs to promote soil rehabilitation in extensive oak woodlands of Mediterranean areas. *Plant Soil* **323**:249–265.
- Simões MP, Madeira M, Gazarini L. 2012. Biomass and nutrient dynamics in Mediterranean seasonal dimorphic shrubs: strategies to face environmental constraints. *Plant Biosystems* **146**:500–510.
- Tomás M, Flexas J, Copolovici L, Galmés J, Hallik L, Medrano H, Ribas-Carbó M, Tosens T, Vislap V, Niinemets Ü. 2013. Importance of leaf anatomy in determining mesophyll diffusion conductance to CO₂ across species: quantitative limitations and scaling up by models. *Journal of Experimental Botany* **64**:2269–2281.
- Tosens T, Niinemets U, Vislap V, Eichelmann H, Castro Díez P. 2012. Developmental changes in mesophyll diffusion conductance and photosynthetic capacity under different light and water availabilities in *Populus tremula*: how structure constrains function. *Plant, Cell & Environment* **35**:839–856.
- Warton DI, Duursma RA, Falster DS, Taskinen S. 2012. Smatr3: an R package for estimation and inference about allometric lines. *Methods in Ecology and Evolution* **3**:257–259.
- Warton DI, Wright IJ, Falster DS, Westoby M. 2006. Bivariate line-fitting methods for allometry. *Biological Reviews of the Cambridge Philosophical Society* **81**:259–291.
- Werner C, Máguas C. 2010. Carbon isotope discrimination as a tracer of functional traits in a Mediterranean macchia plant community. *Functional Plant Biology* **37**:467–477.
- Westoby M, Falster DS, Moles AT, Vesk PA, Wright IJ. 2002. Plant ecological strategies: some leading dimensions of variation between species. *Annual Review of Ecology and Systematics* **33**:125–159.
- Wright IJ, Sutton-Grier A. 2012. Does the leaf economic spectrum hold within local species pools across varying environmental conditions? *Functional Ecology* **26**:1390–1398.
- Wright IJ, Reich PB, Westoby M, Ackerly DD, Baruch Z, Bongers F, Cavender-Bares J, Chapin T, Cornelissen JH, Diemer M, Flexas J, Garnier E, Groom PK, Gulias J, Hikosaka K, Lamont BB, Lee T, Lee W, Lusk C, Midgley JJ, Navas ML, Niinemets U, Oleksyn J, Osada N, Poorter H, Poot P, Prior L, Pyankov VI, Roumet C, Thomas SC, Tjoelker MG, Veneklaas EJ, Villar R. 2004. The worldwide leaf economics spectrum. *Nature* **428**:821–827.