

Quantum correlations and degeneracy of identical bosons in a two-dimensional harmonic trapPere Mujal,^{1,2,*} Enric Sarlé,¹ Artur Polls,^{1,2} and Bruno Juliá-Díaz^{1,2,3}¹*Departament de Física Quàntica i Astrofísica, Universitat de Barcelona, Martí i Franquès 1, 08028 Barcelona, Spain*²*Institut de Ciències del Cosmos (ICCUB), Universitat de Barcelona, Martí i Franquès 1, 08028 Barcelona, Spain*³*Institut de Ciències Fotòniques, Parc Mediterrani de la Tecnologia, 08860 Barcelona, Spain*

(Received 17 July 2017; published 16 October 2017)

We consider a small number of identical bosons trapped in a two-dimensional isotropic harmonic potential and also the N -boson system when it is feasible. The atom-atom interaction is modeled by means of a finite-range Gaussian interaction. The spectral properties of the system are scrutinized and, in particular, we derive analytic expressions for the degeneracies and their breaking for the lower-energy states at small but finite interactions. We demonstrate that the degeneracy of the low-energy states is independent of the number of particles in the noninteracting limit and also for sufficiently weak interactions. In the strongly interacting regime, we show how the many-body wave function develops holes whenever two particles are at the same position in space to avoid the interaction, a mechanism reminiscent of the Tonks-Girardeau gas in one dimension. The evolution of the system as the interaction is increased is studied by means of the density profiles, pair correlations, and fragmentation of the ground state for $N = 2, 3$, and 4 bosons.

DOI: [10.1103/PhysRevA.96.043614](https://doi.org/10.1103/PhysRevA.96.043614)**I. INTRODUCTION**

The problem of a particle trapped in a harmonic trap is one of the best-known quantum systems. Going from a single particle to a system composed of N interacting particles is, however, far more involved. Interestingly, recent advances in ultracold-atomic gases have opened the possibility of studying systems of a few atoms, either fermions or bosons, trapped in potentials of different kinds [1–4].

For the bosonic case, there are important results in one dimension (1D), where the fermionization of the bosonic gas was recognized by Tonks and Girardeau [5] for the case of infinitely repulsive bosons and later confirmed experimentally in ultracold-atomic gases [6,7]. There are many works studying fermionization in 1D, for instance, in optical lattices [8], in few-atom mixtures [9–11], for attractive interactions [12], and for few dipolar bosons [13]. In other cases, the focus is on quantum correlations [14,15] and its effects in mixtures of distinguishable and identical particles [16] and analytic ansatz to capture the physics in all interaction regimes [17].

The case of two particles with contact interactions was considered in one, two, and three dimensions in Ref. [18]. There, they obtained semianalytic results, finding the energies and wave functions as a solution of transcendental equations. More general cases of few-body systems have been studied mostly in 3D; see Ref. [19] and references therein.

In 2D, semianalytical approximate solutions to the case of two bosons with finite-range interactions have been presented in Ref. [20]. Other 2D works include two- and three-body exact solutions for fermions and bosons with contact interaction [21], fast-converging numerical methods for computing the energy spectrum for a few bosons [22], the study of finite-range effects [23,24] and universality [25,26], condensation in trapped few-boson systems [27], and interacting few-fermion systems [28,29].

In this paper, we study the properties for $N = 2, 3$, and 4 identical bosons interacting through a finite-range interaction confined in a 2D isotropic harmonic trap by means of direct diagonalization of the Hamiltonian.

We analyze the properties of the system as we increase the strength of the interaction, going from the noninteracting regime to the strongly interacting one. In Sec. II, we present the many-body Hamiltonian, including the two-body Gaussian-shaped interaction potential considered. We split the center-of-mass and relative parts of the Hamiltonian, making use of Jacobi coordinates. In Sec. III, we consider first the noninteracting Hamiltonian and discuss in some detail the degeneracies present in the many-body spectrum. In Sec. IV, we focus on the effect of interactions on the many-body spectrum of the system. In Sec. V, we discuss the correlations which build in the ground state as the interaction is increased. Finally, the conclusions and summary are presented in Sec. VI.

II. THE N -BOSON HAMILTONIAN

We consider a system of N identical bosons of mass m trapped by an isotropic harmonic potential. The many-body Hamiltonian in first quantized form reads

$$\mathcal{H} = \sum_{i=1}^N \left(-\frac{\hbar^2}{2m} \nabla_i^2 + \frac{1}{2} m \omega^2 \vec{x}_i^2 \right) + \sum_{i<j}^N V(\vec{x}_i - \vec{x}_j). \quad (1)$$

In the usual ultracold-atomic gases experiments, the atom-atom interactions are well approximated by a contact potential. In our case, we use a finite-size Gaussian potential,

$$V(\vec{x}_i - \vec{x}_j) = g \frac{1}{\pi s^2} e^{-\frac{(\vec{x}_i - \vec{x}_j)^2}{s^2}}, \quad (2)$$

where g and s characterize the strength and range of the interaction, respectively. Both parameters are considered to be tunable. For instance, g can be varied by means of a suitable Feshbach resonance. In the limit of s going to zero, we recover a contact interaction with strength g . Regardless of N , we can split the Hamiltonian into two parts, $\mathcal{H} = \mathcal{H}_{\text{cm}} + \mathcal{H}_r$, using

*Corresponding author: peremujal@fqa.ub.edu

Jacobi coordinates,

$$\begin{aligned}\vec{R} &\equiv \frac{1}{N} \sum_{i=1}^N \vec{x}_i, \\ \vec{r}_k &\equiv \sqrt{\frac{2k}{k+1}} \left(\vec{x}_{k+1} - \frac{1}{k} \sum_{i=1}^k \vec{x}_i \right), \quad k = 1, \dots, N-1.\end{aligned}\quad (3)$$

The center-of-mass part and relative part of the total Hamiltonian read

$$\mathcal{H}_{\text{cm}} = -\frac{\hbar^2}{2\mathcal{M}} \nabla_{\vec{R}}^2 + \frac{1}{2} \mathcal{M} \omega^2 \vec{R}^2, \quad (4)$$

$$\mathcal{H}_r = \sum_{k=1}^{N-1} \left(-\frac{\hbar^2}{2\mu} \nabla_{\vec{r}_k}^2 + \frac{1}{2} \mu \omega^2 \vec{r}_k^2 \right) + \tilde{V}(\vec{r}_1, \dots, \vec{r}_{N-1}), \quad (5)$$

with the definitions $\mathcal{M} \equiv Nm$ and $\mu \equiv m/2$. The interaction only appears in the relative part and takes the form

$$\begin{aligned}\tilde{V}(\vec{r}_1, \dots, \vec{r}_{N-1}) \\ \equiv \sum_{i < j}^N V[\vec{x}_i(\vec{R}, \vec{r}_k, \dots, \vec{r}_{N-1}) - \vec{x}_j(\vec{R}, \vec{r}_k, \dots, \vec{r}_{N-1})].\end{aligned}\quad (6)$$

As a consequence, the change in the energy spectrum with increasing the interaction through g or changing the range s will come from a change in the energy associated to \mathcal{H}_r .

Second-quantized N -boson Hamiltonian

Our numerical method to study the excitation spectrum will consist of truncating the Hilbert space of the N -boson system such that the particles can populate only the first M single-particle eigenstates. We label the single-particle states, $\psi_i(x, y)$, and their corresponding eigenenergies, $\epsilon_i = n_x + n_y + 1$, using harmonic-oscillator units, with an index $i = 1, \dots, M$ running through the pair of quantum numbers n_x and n_y . With this truncation, the second-quantized Hamiltonian reads

$$\hat{H} = \hat{H}_0 + \hat{H}_{\text{int}}. \quad (7)$$

Where \hat{H}_0 and \hat{H}_{int} correspond to the single-particle and interaction terms,

$$\begin{aligned}\hat{H}_0 &= \sum_{i=1}^M \hat{a}_i^\dagger \hat{a}_i \epsilon_i, \\ \hat{H}_{\text{int}} &= \frac{g}{2} \sum_{i,j,k,l=1}^M \hat{a}_i^\dagger \hat{a}_j^\dagger \hat{a}_k \hat{a}_l V_{i,j,k,l},\end{aligned}\quad (8)$$

where

$$\begin{aligned}V_{i,j,k,l} &= \frac{1}{\pi s^2} \int_{-\infty}^{\infty} dx dy dx' dy' \psi_i^*(x, y) \psi_k(x, y) \\ &\times \psi_j^*(x', y') \psi_l(x', y') e^{-\frac{(x-x')^2 + (y-y')^2}{s^2}}.\end{aligned}\quad (9)$$

The explicit analytical form of these integrals, $V_{i,j,k,l}$, is provided in Appendix C.

The operator $\hat{a}_i^\dagger(\hat{a}_i)$ creates (destroys) a particle in the single-particle mode i ,

$$\begin{aligned}\hat{a}_i^\dagger |n_1, \dots, n_M\rangle &= \sqrt{n_i + 1} |n_1, \dots, n_i + 1, \dots, n_M\rangle, \\ \hat{a}_i |n_1, \dots, n_M\rangle &= \sqrt{n_i} |n_1, \dots, n_i - 1, \dots, n_M\rangle.\end{aligned}\quad (10)$$

They satisfy bosonic commutation relations, $[\hat{a}_i, \hat{a}_j^\dagger] = \delta_{i,j}$. We introduce the Fock basis,

$$|n_1, \dots, n_M\rangle = \frac{(\hat{a}_1^\dagger)^{n_1} \dots (\hat{a}_M^\dagger)^{n_M}}{\sqrt{n_1! \dots n_M!}} |\text{vac}\rangle, \quad (11)$$

where $|\text{vac}\rangle \equiv |0, \dots, 0\rangle$ is the vacuum state and, as we consider a fixed number of particles N , the quantum numbers n_i verify

$$N = \sum_{i=1}^M n_i. \quad (12)$$

The dimension of the Fock space is

$$D_N^M = \frac{(M+N-1)!}{(M-1)!N!}, \quad (13)$$

which, for $N = 2, 3$, and 4 , gives, respectively,

$$\begin{aligned}D_2^M &= \frac{M(M+1)}{2}, \\ D_3^M &= \frac{M(M+1)(M+2)}{6}, \\ D_4^M &= \frac{M(M+1)(M+2)(M+3)}{24}.\end{aligned}\quad (14)$$

III. DEGENERACIES IN THE NONINTERACTING LIMIT

In this section, we will discuss the degeneracies present in the system in absence of interactions. First, we consider the two-boson case, in which the analysis is simpler, and then we shall explain the main degeneracies for N bosons.

A. The two-boson system

In the noninteracting case, $g = 0$, for the two-boson system, we can write the Hamiltonian in second quantization, splitting the center of mass and the relative motion. Using, from now on, harmonic-oscillator units, $\hbar\omega$ for energy and $\sqrt{\hbar/(m\omega)}$ for length, we have, in polar coordinates,

$$\hat{H} = \hat{H}_{\text{cm}} + \hat{H}_r = \hat{n}_{\text{cm}} + \hat{n}_r + 2, \quad (15)$$

where $\hat{H}_{\text{cm}} = \hat{n}_{\text{cm}} + 1$, $\hat{H}_r = \hat{n}_r + 1$. Therefore, we have a 2D harmonic oscillator for each part of the Hamiltonian. The corresponding eigenstates can be labeled as $|n_{\text{cm}}, m_{\text{cm}}, n_r, m_r\rangle$, namely,

$$\begin{aligned}\hat{n}_{\text{cm}} |n_{\text{cm}}, m_{\text{cm}}, n_r, m_r\rangle &= n_{\text{cm}} |n_{\text{cm}}, m_{\text{cm}}, n_r, m_r\rangle, \\ \hat{n}_r |n_{\text{cm}}, m_{\text{cm}}, n_r, m_r\rangle &= n_r |n_{\text{cm}}, m_{\text{cm}}, n_r, m_r\rangle, \\ \hat{L}_{z,\text{cm}} |n_{\text{cm}}, m_{\text{cm}}, n_r, m_r\rangle &= m_{\text{cm}} |n_{\text{cm}}, m_{\text{cm}}, n_r, m_r\rangle, \\ \hat{L}_{z,r} |n_{\text{cm}}, m_{\text{cm}}, n_r, m_r\rangle &= m_r |n_{\text{cm}}, m_{\text{cm}}, n_r, m_r\rangle,\end{aligned}\quad (16)$$

where $\hat{L}_{z,\text{cm}}$ and $\hat{L}_{z,r}$ are the third component of the center-of-mass orbital angular momentum and the relative orbital angular momentum, respectively, expressed in units of \hbar . However,

TABLE I. Quantum numbers, energy, excitation energy number, degeneracy, and number of states with $m_r \neq 0$ for the low-energy levels of a system of two noninteracting identical bosons trapped in a 2D isotropic harmonic potential. The energies are in units of $\hbar\omega$.

n_{cm}	n_r	m_{cm}	m_r	E	N_E	$d_{N_E}^b$	$d_{N_E}^U$
0	0	0	0	2	0	1	0
1	0	-1	0				
1	0	1	0	3	1	2	0
2	0	-2	0				
2	0	0	0				
2	0	2	0				
0	2	0	-2	4	2	6	2
0	2	0	0				
0	2	0	2				
3	0	-3	0				
3	0	-1	0				
3	0	1	0				
3	0	3	0				
1	2	-1	-2				
1	2	1	-2	5	3	10	4
1	2	-1	0				
1	2	1	0				
1	2	-1	2				
1	2	1	2				

those four quantum numbers have a restriction imposed by the symmetry of the wave function under the exchange of particles. The full wave function in polar coordinates for \vec{R} and \vec{r} reads

$$\begin{aligned} \chi_{n_{\text{cm}}, m_{\text{cm}}, n_r, m_r}(R, r, \varphi_R, \varphi_r) \\ = \chi_{n_{\text{cm}}, m_{\text{cm}}}(\sqrt{2}, R, \varphi_R) \chi_{n_r, m_r}\left(\frac{1}{\sqrt{2}}, r, \varphi_r\right), \end{aligned}$$

with

$$\chi_{n, m}(\alpha, r, \varphi) = N_{n, m}(\alpha) e^{im\varphi} e^{-\frac{(\alpha r)^2}{2}} (\alpha r)^{|m|} L_{\frac{n-|m|}{2}}^{|m|}[(\alpha r)^2]. \quad (17)$$

The $L_n^k(x)$ are the associated Laguerre polynomials defined as

$$L_n^k(x) \equiv \sum_{m=0}^n (-1)^m \binom{n+k}{n-m} \frac{x^m}{m!}, \quad (18)$$

and $N_{n, m}(\alpha)$ is a normalization constant,

$$N_{n, m}(\alpha) = \alpha \sqrt{\frac{\left(\frac{n-|m|}{2}\right)!}{\pi \left(\frac{n+|m|}{2}\right)!}}. \quad (19)$$

The wave function corresponding to the center of mass is symmetric under the exchange of particles because R and φ_R remain unchanged upon exchanging particles 1 and 2, since $\vec{R} = \frac{1}{2}(\vec{x}_1 + \vec{x}_2)$. However, the relative wave function is symmetric or antisymmetric depending on the quantum number m_r . We have defined the relative coordinate as $\vec{r} = \vec{x}_1 - \vec{x}_2$; therefore, the angle φ_r changes to $\varphi_r + \pi$ and, due to the form of the wave function [see Eq. (17)], a factor $(-1)^{m_r}$ appears. For this reason, only the states with $m_r = \text{even}$ can describe the two-boson system. This implies that n_r must also be an even number. To sum up (see Table I), the four quantum

numbers are

$$\begin{aligned} n_{\text{cm}} &= 0, 1, 2, 3, 4, \dots \\ m_{\text{cm}} &= -n_{\text{cm}}, -n_{\text{cm}} + 2, \dots, n_{\text{cm}} \\ n_r &= 0, 2, 4, 6, \dots \\ m_r &= -n_r, -n_r + 2, \dots, n_r. \end{aligned} \quad (20)$$

With the previous possible quantum numbers, we can determine the degeneracy for each energy level. We define the excitation energy number as the excitation energy per energy unit, $N_E \equiv E - E_0$. Then, the degeneracy for a given value of N_E (see Appendix A) is

$$\begin{aligned} d_{N_E}^b = -\frac{1}{3} \left(\left\lfloor \frac{N_E}{2} \right\rfloor + 1 \right) \left\{ 4 \left\lfloor \frac{N_E}{2} \right\rfloor^2 + (2 - 3N_E) \left\lfloor \frac{N_E}{2} \right\rfloor \right. \\ \left. - 3(N_E + 1) \right\}, \end{aligned} \quad (21)$$

where $\lfloor N_E/2 \rfloor$ indicates the floor function of $N_E/2$. The previous equation is valid for spinless bosons, which is the case considered in this work. However, for fermions and bosons with spin, the spatial antisymmetric states should be considered. The degeneracy for those states (see Appendix A) is

$$\begin{aligned} d_{N_E}^f = -\frac{1}{3} \left(\left\lfloor \frac{N_E}{2} \right\rfloor + 1 \right) \left\{ 4 \left\lfloor \frac{N_E}{2} \right\rfloor^2 \right. \\ \left. + (8 - 3N_E) \left\lfloor \frac{N_E}{2} \right\rfloor - 6N_E \right\}. \end{aligned} \quad (22)$$

Notice that the total degeneracy is given by [30]

$$d_{N_E}^T = d_{N_E}^b + d_{N_E}^f = \frac{(N_E + 3)(N_E + 2)(N_E + 1)}{6}. \quad (23)$$

Unperturbed energy states

We are also interested in knowing how many states have $m_r \neq 0$ for each energy level because these states are the ones that do not feel a zero-range interaction. For a finite but small range, these states are also expected to remain almost unperturbed for the considered range of interaction strengths. The number of states in each energy level such that their energy should not change significantly with a small Gaussian width (see Appendix A) is

$$d_{N_E}^U = \left(-\frac{4}{3} \left\lfloor \frac{N_E}{2} \right\rfloor + N_E + \frac{1}{3} \right) \left\lfloor \frac{N_E}{2} \right\rfloor \left(\left\lfloor \frac{N_E}{2} \right\rfloor + 1 \right). \quad (24)$$

B. N-boson system

The procedure described above in order to compute the degeneracy is not valid for systems with more than two bosons. The reason is that we cannot label the symmetric (or the antisymmetric) states under the exchange of a pair of particles using the previous quantum numbers. The symmetry of the relative Jacobi coordinates, defined in Eq. (3), under the exchange of two particles is not well defined. An alternative way to count the degeneracy is by making use of the Fock basis introduced in the previous section, given by Eq. (11). Those

states are eigenstates of \hat{H}_0 , i.e.,

$$\begin{aligned} \hat{H}_0 |n_1, \dots, n_M\rangle &= \left(\sum_{i=1}^M n_i \epsilon_i \right) |n_1, \dots, n_M\rangle \\ &= E |n_1, \dots, n_M\rangle. \end{aligned} \quad (25)$$

The ground state of a system of N identical spinless bosons in a 2D isotropic harmonic potential is always nondegenerate. In particular, for the noninteracting case, it corresponds to a state with all the bosons populating the nondegenerate single-particle ground state, i.e., the state $|N, 0, \dots, 0\rangle$. For any higher-energy level of this system, labeled with $N_E = E - E_0$, there is a maximum number of degenerate states, $d_{N_E}^{\max}$, that is reached when $N \geq N_E$.

Theorem 1. $d_{N_E}^{\max} = d_{N_E}^{\max} \iff N \geq N_E$.

Proof. From left to right, if we have reached $d_{N_E}^{\max}$, one of the degenerate states is the one with N_E bosons in the single-particle states with excitation energy, $E_{\text{exc}}^{\text{sp}} = E^{\text{sp}} - E_0^{\text{sp}} = 1$. Therefore, we have $N \geq N_E$ bosons. From right to left, if we have $N \geq N_E$ bosons, we have reached the maximum degeneracy because having less bosons would not allow us to have the previous discussed state, which is degenerate. Adding more bosons would not increase the number of degenerate states, since it is impossible to introduce new states with the same energy as the previous ones. This is due to the finite ways of decomposing N_E as a sum of positive integers, without considering the order, that is, the number of partitions $p(N_E)$ [31,32]. ■

Therefore, the degeneracy of the first $N_E + 1$ energy level is independent of the number of particles N for any $N \geq N_E$. In Table II, we give the low-energy states with their corresponding energies, excitation energy numbers, and degeneracies for a system of N bosons. In Table III, we give $d_{N_E}^{\max}$ for the first values of N_E . Computing the maximum degeneracy is analogous to computing the number of partitions of the integer N_E where there are $n + 1$ different kinds of part n for $n = 1, 2, 3, \dots$ [33], and we can obtain it from its generating function,

$$\frac{1}{\prod_{k=1}^{\infty} (1 - x^k)^{k+1}} = \sum_{N_E=0}^{\infty} d_{N_E}^{\max} x^{N_E}, \quad (26)$$

and also

$$d_{N_E}^{\max} = \sum_{k=0}^{N_E} p(N_E - k) PL(k), \quad (27)$$

where $PL(k)$ are the planar partitions of k [34]. Notice that the number of partitions is a lower bound of the maximum degeneracy,

$$d_{N_E}^{\max} \geq p(N_E), \quad (28)$$

and the equality would hold for nondegenerate single-particle states, e.g., for the 1D case.

IV. ENERGY SPECTRA

Our numerical method consists of the direct diagonalization of the truncated second-quantized Hamiltonian, as described in Sec. II. We will consider systems with $N = 2, 3$, and 4 bosons. Direct diagonalization provides the energy spectrum of the Hamiltonian in the truncated space. In particular, we have used the ARPACK implementation of the Lanczos algorithm to obtain the lower part of the many-body spectrum.

TABLE II. Eigenstates expressed using the Fock basis [Eq. (11)], energy, excitation energy number, and degeneracy, for the low-energy levels of a system of $N \geq 3$ noninteracting identical bosons trapped in a 2D isotropic harmonic potential. The energies are in units of $\hbar\omega$.

Eigenstates	E	N_E	d_{N_E}
$ N, 0, \dots, 0\rangle$	N	0	1
$ N - 1, 1, 0, \dots, 0\rangle$	$N + 1$	1	2
$ N - 1, 0, 1, 0, \dots, 0\rangle$			
$ N - 1, 0, 0, 1, 0, \dots, 0\rangle$	$N + 2$	2	6
$ N - 1, 0, 0, 0, 1, 0, \dots, 0\rangle$			
$ N - 1, 0, 0, 0, 0, 1, 0, \dots, 0\rangle$			
$ N - 2, 2, 0, \dots, 0\rangle$			
$ N - 2, 0, 2, 0, \dots, 0\rangle$			
$ N - 2, 1, 1, 0, \dots, 0\rangle$	$N + 3$	3	14
$ N - 1, 0, 0, 0, 0, 0, 1, 0, \dots, 0\rangle$			
$ N - 1, 0, 0, 0, 0, 0, 0, 1, 0, \dots, 0\rangle$			
$ N - 1, 0, 0, 0, 0, 0, 0, 0, 1, 0, \dots, 0\rangle$			
$ N - 1, 0, 0, 0, 0, 0, 0, 0, 0, 1, 0, \dots, 0\rangle$			
$ N - 2, 1, 0, 1, 0, \dots, 0\rangle$			
$ N - 2, 0, 1, 1, 0, \dots, 0\rangle$			
$ N - 2, 1, 0, 0, 1, 0, \dots, 0\rangle$			
$ N - 2, 0, 1, 0, 1, 0, \dots, 0\rangle$			
$ N - 2, 1, 0, 0, 0, 1, 0, \dots, 0\rangle$			
$ N - 2, 0, 1, 0, 0, 1, 0, \dots, 0\rangle$			
$ N - 2, 0, 1, 0, 0, 0, 1, 0, \dots, 0\rangle$			
$ N - 3, 1, 2, 0, \dots, 0\rangle$			
$ N - 3, 2, 1, 0, \dots, 0\rangle$			
$ N - 3, 3, 0, \dots, 0\rangle$			
$ N - 3, 0, 3, 0, \dots, 0\rangle$			

A. Two-boson energy spectrum

In Fig. 1, we show the low-energy spectrum for the system of two interacting identical bosons in the harmonic trap. In the figure, we compare results obtained with three different values of $s = 0.1, 0.5$, and 1. In all cases, the energy spectrum has a number of common features.

First, in the spectrum, there are the states discussed in Sec. III A, which are essentially insensitive to the interaction. In the zero-range limit, these are basically states with nonzero relative angular momentum, which do not feel the contact interaction [20]. With finite interactions but for a small range, $s = 0.1$ and 0.5, they remain mostly flat for g up to 20. For

TABLE III. Energy, excitation energy number, number of partitions of the excitation energy number, and maximum degeneracy for the low-energy levels of a system of N noninteracting identical bosons in a 2D isotropic harmonic potential. The maximum degeneracy, $d_{N_E}^{\max}$, is equal to the degeneracy of the level N_E if and only if $N \geq N_E$ (see text).

E	N_E	$p(N_E)$	$d_{N_E}^{\max}$
N	0	1	1
$N + 1$	1	1	2
$N + 2$	2	2	6
$N + 3$	3	3	14
$N + 4$	4	5	33
$N + 5$	5	7	70
$N + 6$	6	11	149

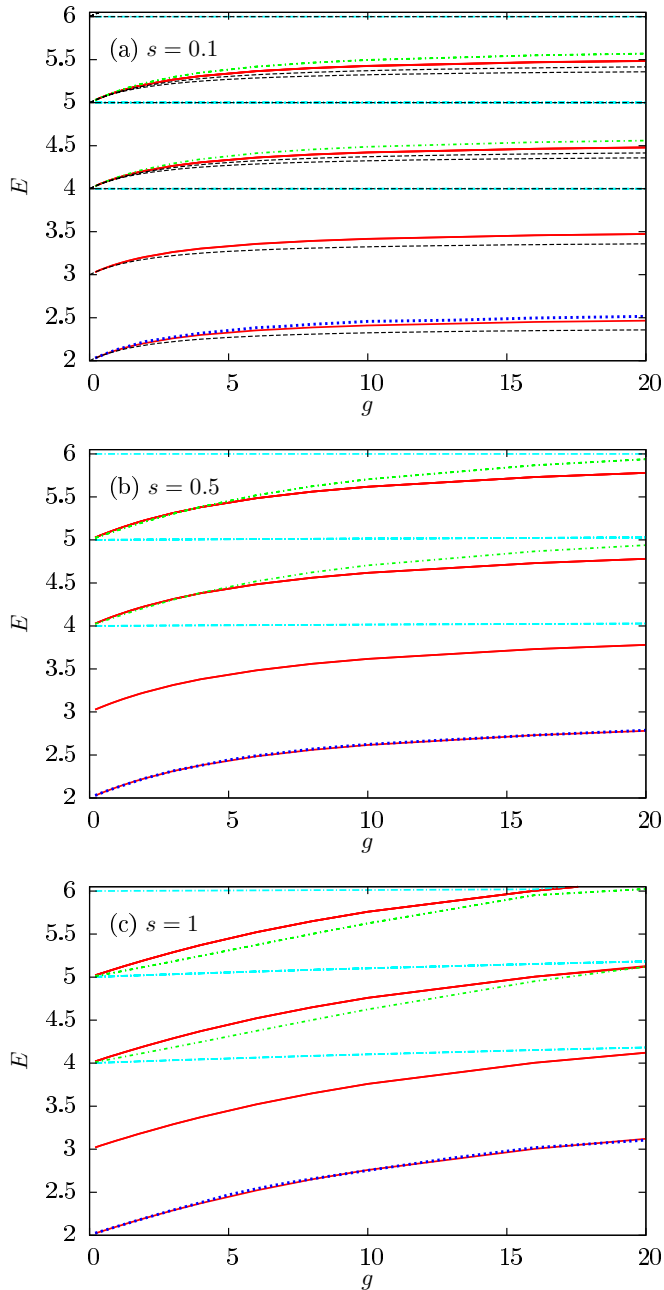


FIG. 1. (a)–(c) Low-energy spectrum for $N = 2$ interacting bosons trapped in a 2D isotropic harmonic potential depending on the interaction strength g for different values of the width s of the two-body Gaussian-shaped potential. Solid red lines: Energy of the ground state and the corresponding center-of-mass excitations. Long-dashed pointed cyan lines: Unperturbed states. Short-dashed pointed green lines: First relative excitation and the corresponding center-of-mass excitations. Blue dotted lines: Energy of the ground state computed with the variational ansatz of Eq. (33). Black dashed lines: Analytic approximate energy levels using Eq. (17) of Ref. [20] shown only in (a). Numerical results with (a) $M = 200$ and $D_2^{200} = 20100$, (b), (c) $M = 150$ and $D_2^{150} = 11325$.

$s = 1$, their energy increases slightly with g , deviating from the zero-range prediction.

Second, the ground-state energy increases linearly with g for small values of g . Up to first-order perturbation theory, the

energy is given by

$$E_0 \simeq 2 + \frac{g}{\pi(s^2 + 2)}. \quad (29)$$

However, the ground-state energy seems to saturate as g is increased. This tendency is more apparent for smaller values of s . This fact is explained because the Gaussian potential extends to the whole space and building a zero of the wave function when two particles are at the same position is not sufficient to prevent the particles from interacting. Notice also that for a given value of g , the energy decreases when decreasing s .

Third, there are the energies coming from the relative part of the Hamiltonian with the center of mass at the ground state, i.e., $n_{\text{cm}} = 0$. The ground state is one of these states and there is one state of this type in each energy level with an even N_E in the noninteracting limit.

Finally, the spectrum also contains center-of-mass excitations [18], which are easily recognized as constant energy shifts independent of g with respect to states with $n_{\text{cm}} = 0$.

For comparison, we also depict the approximate values of [20] in Fig. 1(a). As reported in Ref. [20], their approximate solution—which is not variational—starts to deviate from the exact numerical results at values of $g \simeq 4$. The approximation gives, however, a fairly good overall picture of the low-lying two-particle spectrum.

B. Degeneracy for the interacting two-boson system

We can label the states with three quantum numbers. Two are the ones corresponding to the center of mass, n_{cm} and m_{cm} , and the other is a new quantum number ν_r that labels the nondegenerate eigenstates of the relative part of the Hamiltonian. We can write those states as

$$\Psi(R, \varphi_R, r) = \chi_{n_{\text{cm}}, m_{\text{cm}}}(\sqrt{2}, R, \varphi_R) f_{\nu_r}(r), \quad (30)$$

where $\chi_{n_{\text{cm}}, m_{\text{cm}}}(\sqrt{2}, R, \varphi_R)$ is given in Sec. III and $f_{\nu_r}(r)$ is the relative wave function, which depends on g and s . The other states that are in the spectrum are the unperturbed ones (almost unaffected by the interaction). Their degeneracy is given in Sec. III. The states of Eq. (30), for a given ν_r , are degenerate, with degeneracy given by the 2D harmonic oscillator of the center-of-mass part, i.e., their degeneracy is $n_{\text{cm}} + 1$. From each noninteracting energy level with even N_E , a state with a new ν_r arises, and its center-of-mass excitations appear in higher-energy levels with degeneracy $n_{\text{cm}} + 1$, too. To sum up, the ground state is nondegenerate. The first excited state is two degenerate and the two states are the two possible center-of-mass excitations of the ground state. The third noninteracting energy manifold [six states with $E(g = 0) = 4$] splits in three: (1) three center-of-mass excitations of the ground state, (2) two unperturbed states, and (3) the new relative state with quantum numbers $n_{\text{cm}} = 0$, $m_{\text{cm}} = 0$, and $\nu_r = 1$ with $E(g = 2) = 4.21$. We give the degeneracy and the quantum numbers of the low-energy states in Table IV.

C. Three- and four-boson energy spectra

Our exact-diagonalization scheme allows us to obtain the lowest part of the many-body spectrum for systems of up to four bosons with good accuracy, up to values of $g \simeq 20$. In

TABLE IV. Quantum numbers, energy in the noninteracting limit, energy at $g = 2$, and degeneracy for the low-energy levels of a system of two interacting identical bosons trapped in a 2D isotropic harmonic potential. The energies are in units of $\hbar\omega$ and the ones with $g = 2$ correspond to a vertical cut in Fig. 1(b), $s = 0.5$.

n_{cm}	n_r	m_{cm}	m_r	ν_r	$E(g=0)$	$E(g=2)$	$d_{\text{int}}(g=2)$
0		0	0	1	2	2.23	1
1		-1	0	1	3	3.23	
1		1	0	1	3	3.23	2
2		-2	0	1	4	4.23	
2		0	0	1	4	4.23	3
2		2	0	1	4	4.23	
0		0	0	2	4	4.21	1
0	2	0	-2		4	4.00	
0	2	0	2		4	4.00	2
3		-3	0	1	5	5.23	
3		-1	0	1	5	5.23	
3		1	0	1	5	5.23	4
3		3	0	1	5	5.23	
1		-1	0	2	5	5.21	
1		1	0	2	5	5.21	2
1	2	-1	-2		5	5.00	
1	2	1	-2		5	5.00	
1	2	-1	2		5	5.00	4
1	2	1	2		5	5.00	

Fig. 2, we report the ground-state energy for $N = 3$ and $N = 4$ bosons compared with a simple mean-field variational ansatz using the following wave function:

$$\Psi(\vec{x}_1, \dots, \vec{x}_N) = \left(\frac{\alpha}{\pi}\right)^{\frac{N}{2}} \prod_{i=1}^N e^{-\frac{1}{2}\alpha\vec{x}_i^2}, \quad (31)$$

and finding the optimum α^* that minimizes the energy,

$$\begin{aligned} E_0(\alpha) &= \int_{-\infty}^{\infty} d\vec{x}_1 \dots d\vec{x}_N \Psi^*(\vec{x}_1, \dots, \vec{x}_N) H \Psi(\vec{x}_1, \dots, \vec{x}_N) \\ &= N \left(\frac{\alpha}{2} + \frac{1}{2\alpha} \right) + \frac{gN(N-1)\alpha}{2\pi(\alpha s^2 + 2)}. \end{aligned} \quad (32)$$

As expected, this mean-field ansatz captures well the behavior of the ground state of the system for small values of g . For $g \simeq 2$, however, we already observe substantial deviations, with the mean-field prediction overestimating the ground-state energy considerably. In particular, as we will see below, the system develops strong beyond-mean-field correlations as g is increased.

In addition, we introduce a two-body-correlated variational many-body ansatz of the Jastrow type [35],

$$\Psi(\vec{x}_1, \dots, \vec{x}_N) = \left(\frac{\alpha}{\pi}\right)^{\frac{N}{2}} \prod_{i=1}^N e^{-\frac{1}{2}\alpha\vec{x}_i^2} \prod_{j<i}^N (1 - a e^{-b(\vec{x}_i - \vec{x}_j)^2}), \quad (33)$$

where α , a , and b are the variational parameters. We observe in Fig. 2 that the energies computed with this ansatz, using

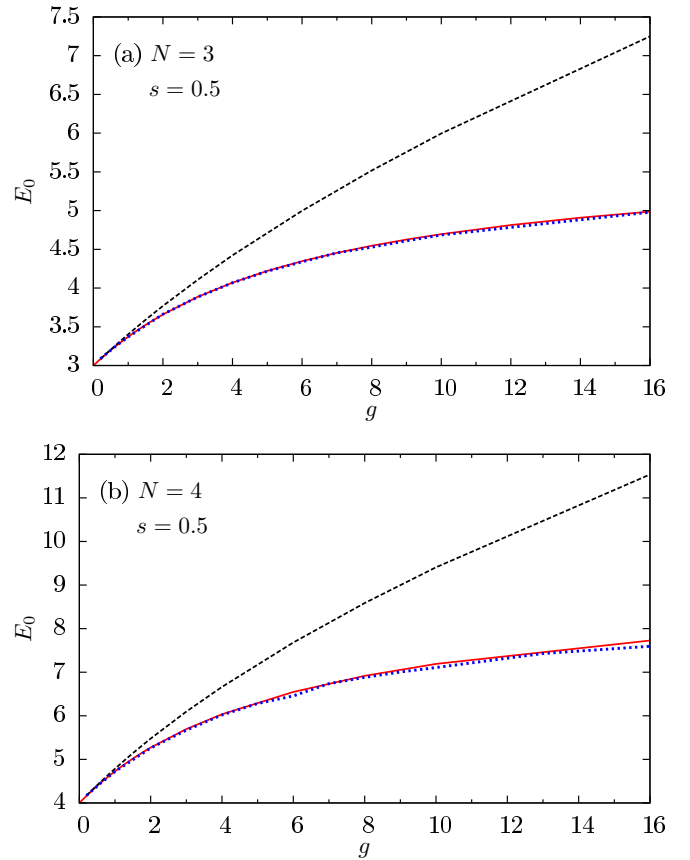


FIG. 2. Ground-state energy for (a) $N = 3$ and (b) $N = 4$ interacting bosons trapped in a 2D isotropic harmonic potential depending on the interaction strength g . Red solid line: computed numerically with ARPACK and (a) $M = 80$ and (b) $M = 50$; blue dotted line: computed with the variational many-body wave function of Eq. (33); black dashed line: computed with a Gaussian variational ansatz, given by Eq. (31).

standard Monte Carlo methods, are very close, and some times even below, the exact-diagonalization ones. To improve the latter, one needs to enlarge the Hilbert space (larger M) to get a slightly lower upper bound. In principle, the exact-diagonalization procedure for a given M provides an upper bound for the ground state and each excited state. In the next section, we explain the physical interpretation of the variational parameters and discuss how well the ansatz captures the physics of the problem.

The low-energy spectrum for $N = 3$ and $N = 4$ at smaller values of g is fairly similar. This is not unexpected as the degenerate manifolds are the same irrespective of the number of particles; see Sec. III B. The first excited state is a center-of-mass excitation, the Kohn mode, as seen clearly in the excitation spectra shown in Fig. 3.

Even for g up to 16, the low-energy spectra for $N = 3$ and $N = 4$ are quite similar. The overall picture is qualitatively the same for both cases, although for $N = 4$ there are extra levels crossing. In Fig. 3(b), there is a level (black double-dotted line) that starts crossing the highest-energy level depicted (red solid line) at $g \simeq 3$. This line in the spectrum comes from the fourth excited level in the noninteracting limit and is also expected to appear for systems with more particles, e.g., $N = 5$. It arises

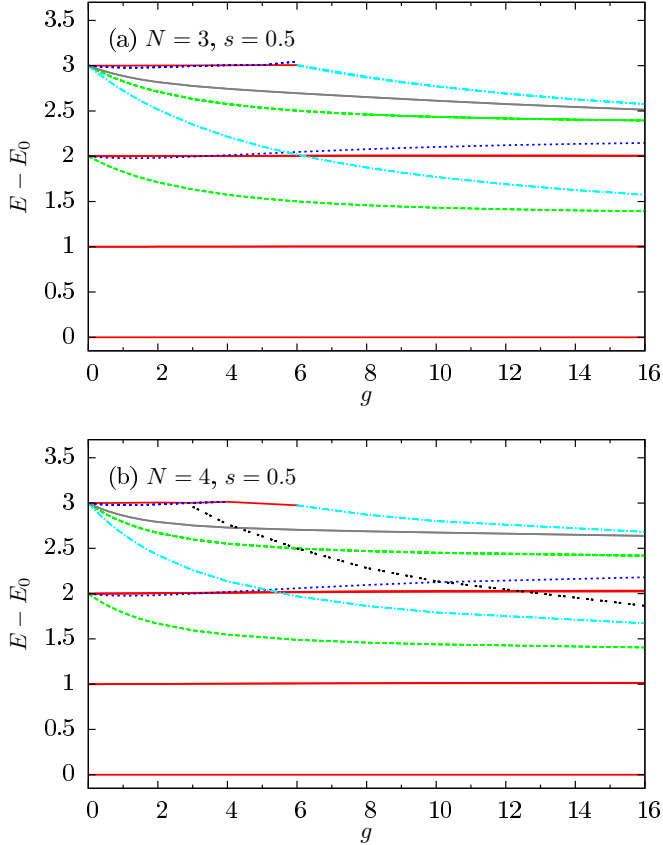


FIG. 3. Low-energy spectrum for (a) $N = 3$ and (b) $N = 4$ interacting bosons trapped in a 2D isotropic harmonic potential depending on the interaction strength g . Red solid lines: Energy of the ground state; green dashed lines: the first relative excitation; blue dotted lines: the second relative excitation; cyan dash-dotted lines: the third relative excitation; gray triple-dotted lines: the fourth relative excitation; and black double-dotted lines: the fifth relative excitation, and, respectively, their center-of-mass excitations in the same kind of line and color. The number of modes that we have used is (a) $M = 80$ and (b) $M = 50$, which corresponds to Hilbert spaces of dimension $D_3^{80} = 88560$ and $D_4^{50} = 292825$, respectively.

from the existence of a degenerate kind of state that is found only for $N \geq 4$, as explained in Sec. III.

D. Degeneracy for the interacting three- and four-boson systems

One major difference for more than two particles is that we do not find states that are not affected by the interaction. Moreover, the degeneracy of the eigenfunctions of the relative part of the Hamiltonian is not 1. Therefore, the states cannot be uniquely characterized by ν_r . However, we can identify the states that are center-of-mass excitations of lower-energy states. In Fig. 3, for example, for $g = 1$, we know the degeneracy of all the energy levels and we can identify them. The ground state is nondegenerate. As we have said before, the first excited state is a center-of-mass excitation, with degeneracy 2. The second excited state decomposes in three states corresponding to the next center-of-mass excitations of the ground state; there are two degenerate states corresponding to a relative excitation, and finally a different relative excitation.

The third excited energy level in the noninteracting limit splits when g is increased in the next center-of-mass excitations of the states of the previous level, i.e., four center-of-mass excitations of the ground state, four center-of-mass excitations of the previous two-degenerate relative excited states, and two more degenerate states corresponding to two center-of-mass excitations of the single-degenerate relative energy level that appeared in the second excited state when g was increased. Moreover, there are two pairs of different relative excited states that split from the noninteracting third energy level. This behavior is the same independently of N for g sufficiently small, for instance, for $N = 4$ up to $g = 3$, where there is the previously discussed crossing of levels.

E. N -boson energies up to first order in perturbation theory

Using the analytic expressions of the integrals of the interaction that are given in Appendix C, we compute the energies of the first three energy levels in first-order perturbation theory. For the ground state of the system, the energy is given by

$$E_0 \simeq N + g \frac{N(N-1)}{2\pi(s^2+2)}. \quad (34)$$

The next level has energy

$$E_1 \simeq N + 1 + g \frac{N(N-1)}{2\pi(s^2+2)}. \quad (35)$$

The third energy level splits in three, in the way that is discussed in the previous section that is also valid for N bosons, with energies

$$E_{2_1} \simeq N + 2 + g \frac{N(N-1)}{2\pi(s^2+2)}, \quad (36)$$

$$E_{2_2} \simeq N + 2 + g \frac{N[N(2+s^2)^2 - s^2(8+s^2) - 8]}{2\pi(s^2+2)^3}, \quad (37)$$

$$E_{2_3} \simeq N + 2 + g \frac{N[N(2+s^2)^2 - s^2(8+s^2) - 4]}{2\pi(s^2+2)^3}. \quad (38)$$

The similarity in the energy difference, $E - E_0$, for the case of $N = 3$ and $N = 4$ plotted in Fig. 3 for a small g can be understood using the previous expressions. The corresponding excitation energies are, in this approximation,

$$E_1 - E_0 = 1, \quad (39)$$

$$E_{2_1} - E_0 = 2, \quad (40)$$

$$E_{2_2} - E_0 = 2 - g \frac{2N(1+s^2)}{\pi(s^2+2)^3}, \quad (41)$$

$$E_{2_3} - E_0 = 2 - g \frac{2Ns^2}{\pi(s^2+2)^3}. \quad (42)$$

In the first two cases, Eqs. (39) and (40), we recover the first and the second center-of-mass excitations, which are red solid lines in Fig. 3. The presence of the factor N in the quantity $E_{2_2} - E_0$ [see Eq. (41)] explains why the slope of the green dashed lines is slightly bigger in absolute value for $N = 4$ [Fig. 4(b)] than for $N = 3$ [Fig. 4(a)]. This effect would be notorious when comparing the spectrum for two very different

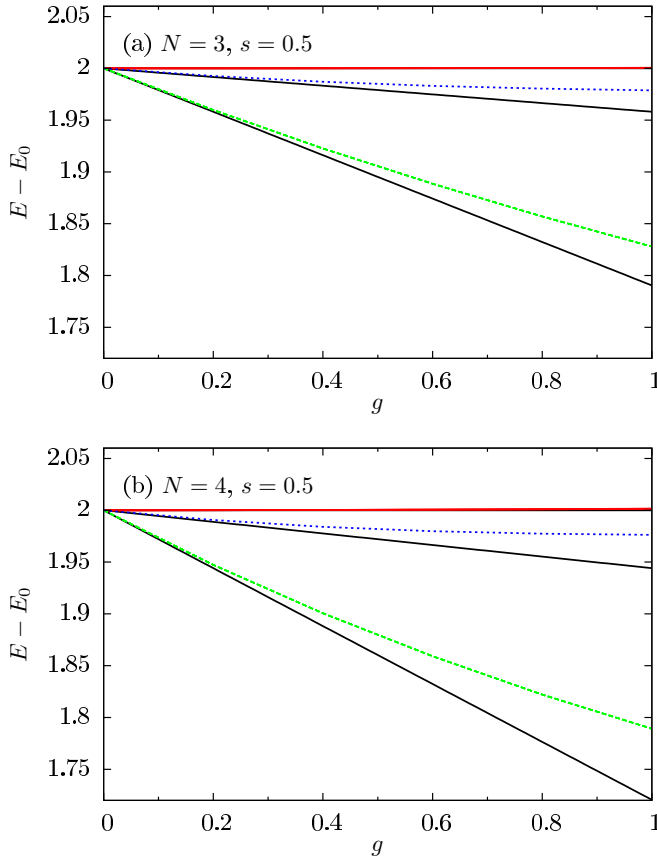


FIG. 4. Splitting of the third energy level for (a) $N = 3$ and (b) $N = 4$ bosons depending on the interaction strength g . Red solid, green dashed, and blue dotted lines: zoom-in panels (a) and (b) of Fig. 3 (see the caption of Fig. 3 for details). Black solid lines: Energy levels computed up to first order in perturbation theory corresponding to Eqs. (40)–(42). Notice that behind the red solid lines, there are black solid lines.

numbers of particles. Finally, we also see that the second term in $E_{2_3} - E_0$ is proportional to N , but in that case, for small s , the second term becomes negligible. Therefore, the blue dotted lines are very close to the red solid lines in the spectra for $g \simeq 0$, as we have used $s = 0.5$. In the zero-range limit, this approximation gives $E_{2_3}(s \rightarrow 0) = E_{2_1}(s \rightarrow 0)$. As the perturbative correction affects only the relative motion, the corrections to E_0 , E_1 , and E_{2_1} are equal.

V. INTERACTIONS AND QUANTUM CORRELATIONS

As seen in the previous section, the ground-state energy of the system for $N = 2, 3$, and 4 seems to saturate as we increase the strength of the atom-atom interactions. This starts to occur for values g for which the mean-field variational ansatz starts to deviate from the exact results. This reminds one of a similar effect found in 1D systems, where the ground state evolves from mean-field to Tonks-Girardeau gas as the interaction strength is increased. In the Tonks-Girardeau limit, the atoms do completely avoid the atom-atom contact interaction by building strong correlations which in 1D are easily understood from the Bose-Fermi mapping theorem [36]. In 2D, no such

TABLE V. Variational parameters obtained minimizing the energy of the wave function (33) depending on the interaction strength g for $s = 0.5$ and $N = 2, 3$, and 4 bosons.

g	$N = 2$			$N = 3$			$N = 4$		
	α	a	b	α	a	b	α	a	b
0	1	0		1	0		1	0	
1	0.95	0.15	0.96	0.95	0.20	0.98	0.95	0.20	0.98
5	0.99	0.60	0.66	0.90	0.56	0.80	0.87	0.58	0.86
8	0.95	0.69	0.57	0.85	0.72	0.73	0.85	0.75	0.78
16	0.90	0.91	0.57	0.84	0.89	0.66	0.75	0.88	0.68

mapping exists. However, we expect that the system should build suitable correlations to avoid the interaction [37].

For the ground state, besides the exact-diagonalization method, we have also made use of a correlated variational ansatz, given by Eq. (33), to enlighten the discussion. The energies and properties associated to this variational ansatz are evaluated by means of Monte Carlo methods (standard Metropolis algorithm). The physical meaning of the variational parameters is quite transparent. α directly affects the overall size of the cloud. The two-body Jastrow correlations are parameterized by a and b . Two limiting cases are illustrative. If the system is fully condensed, we will have $a = 0$, while $a = 1$ would correspond to building a zero of the wave function whenever two atoms are at the same position. b affects the two-body correlation length. Thus, we expect the following behavior: for values of $g \simeq 0$, we should have $a = 0$ (b is thus irrelevant) and α close to 1. For increasing g , α decreases to avoid the interaction by simply putting the atoms apart. As we increase g , two-body correlations build in, $a \neq 0$, and α should stop decreasing as the correlation is more efficient to separate the atoms. The numerical variational parameters obtained minimizing the energy are given in Table V for some values of g .

Let us first discuss the density profile of the clouds; see Appendix B for definitions. In Fig. 5, we show the density profile, normalized to unity, depending on the radial coordinate $X = \sqrt{x^2 + y^2}$, computed with our exact-diagonalization procedure. Due to the symmetry of the trap, the density profile of the ground state does not have angular dependence; see Appendix B, Eq. (B6). In Figs. 5(a)–5(c), we show results for $N = 2, 3$, and 4. In all cases, we use the same value of $s = 0.5$. We compare densities obtained for different values of g .

Irrespective of N , we observe a number of common features. For $g = 0$, the system has a Gaussian density profile which, as g is increased, evolves into a profile with a flat region for $X \leq 1$ at $g \simeq 16$. As N is increased, the size of the inner plateau increases, thus tending towards a homogeneous density.

The quality of our variational approach is seen in Fig. 6. We compare density profiles obtained with the exact-diagonalization procedure with those obtained variationally by means of Eq. (33). As seen in the figure, the variational wave function provides a fairly accurate representation of the density profile for $N = 2, 3$, and 4. In particular, it captures well the appearance of the plateau.

The effect of increasing the interaction among the atoms is manifold. As we have seen above, the density profile is

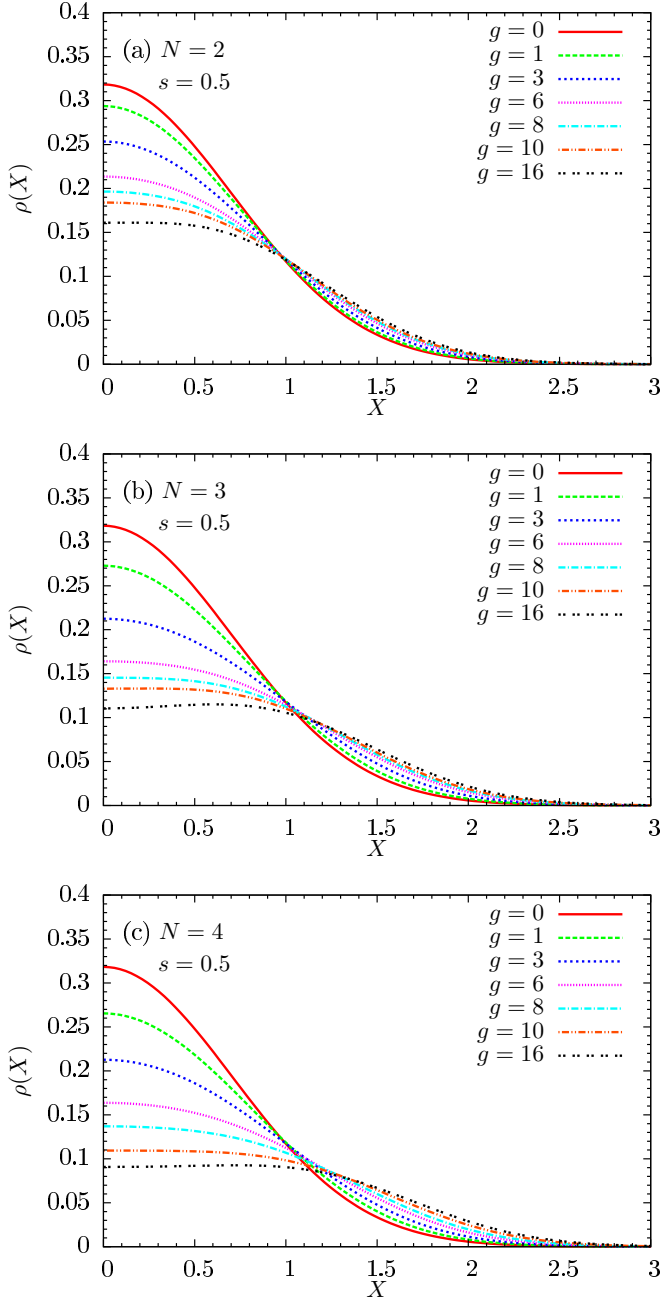


FIG. 5. Density profile of the ground state for (a) $N = 2$, (b) $N = 3$, and (c) $N = 4$ interacting bosons trapped in a 2D isotropic harmonic potential for different values of the interaction strength g for a fixed range $s = 0.5$. The number of modes that we have used is $M = 50$, which corresponds to a Hilbert space with dimension (a) $D_2^{50} = 1275$, (b) $D_3^{50} = 22100$, and (c) $D_4^{50} = 292825$.

modified and the gas becomes close to homogeneous in the inner part of the trap. This change in the density is, however, accompanied by a change in the correlations present in the system. Actually, the gas goes from a fully condensed state to a largely fragmented one as we increase the interaction. In Fig. 7, we depict how the condensed fraction (see Appendix B) for $N = 2, 3$, and 4 decreases when increasing the interaction strength. For the same value of g , the fragmentation in the system is larger for larger number of particles.

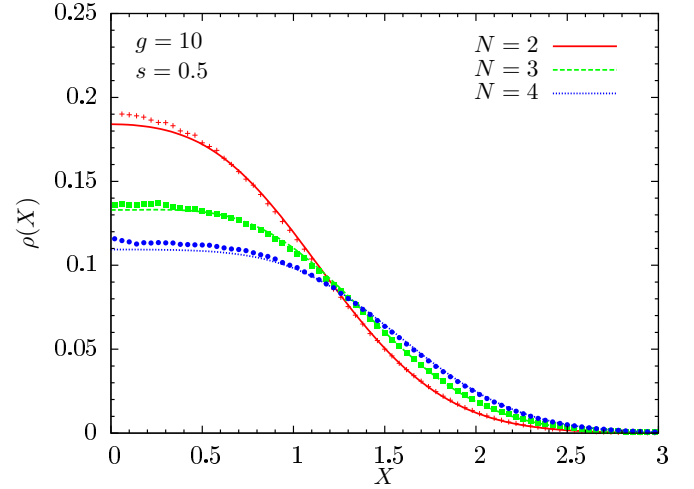


FIG. 6. Density profile for $N = 2, 3$, and 4 interacting bosons trapped in a 2D isotropic harmonic potential computed with the ground state obtained using ARPACK with $M = 50$ (lines) and obtained from the variational ansatz (33) (crosses, squares, and dots) for $g = 10$ and $s = 0.5$. The variational parameters obtained are for $N = 2$, $\alpha = 0.9$, $a = 0.8$, and $b = 0.7$, for $N = 3$, $\alpha = 0.85$, $a = 0.8$, and $b = 0.7$, and for $N = 4$, $\alpha = 0.85$, $a = 0.8$, and $b = 0.65$.

The most populated eigenstate of the one-body density matrix (natural orbit) is found to have the approximate form, using the $|n_x, n_y\rangle$ basis,

$$|\phi_1\rangle \simeq C_0 |0, 0\rangle + C_1 (|2, 0\rangle + |0, 2\rangle), \quad (43)$$

and its wave function reads

$$\phi_1(X) \simeq \frac{1}{\sqrt{\pi}} e^{-\frac{X^2}{2}} [C_0 - \sqrt{2}C_1(1 - X^2)]. \quad (44)$$

This natural orbit is a superposition of the two first single-particle states of the 2D harmonic oscillator with zero angular momentum, $m = 0$, the state $|n = 0, m = 0\rangle$, and the

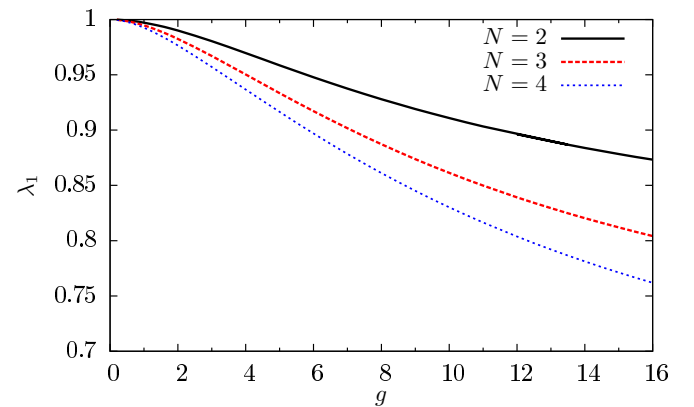


FIG. 7. Condensed fractions of the ground state for $N = 2$ (black line), $N = 3$ (red dashed line), and $N = 4$ (blue dotted line) interacting bosons trapped in a 2D isotropic harmonic potential depending on the interaction strength g for a fixed range $s = 0.5$. The number of modes that we have used is $M = 50$ and the rest of the eigenstates of the one-body density matrix are much smaller than the biggest one.

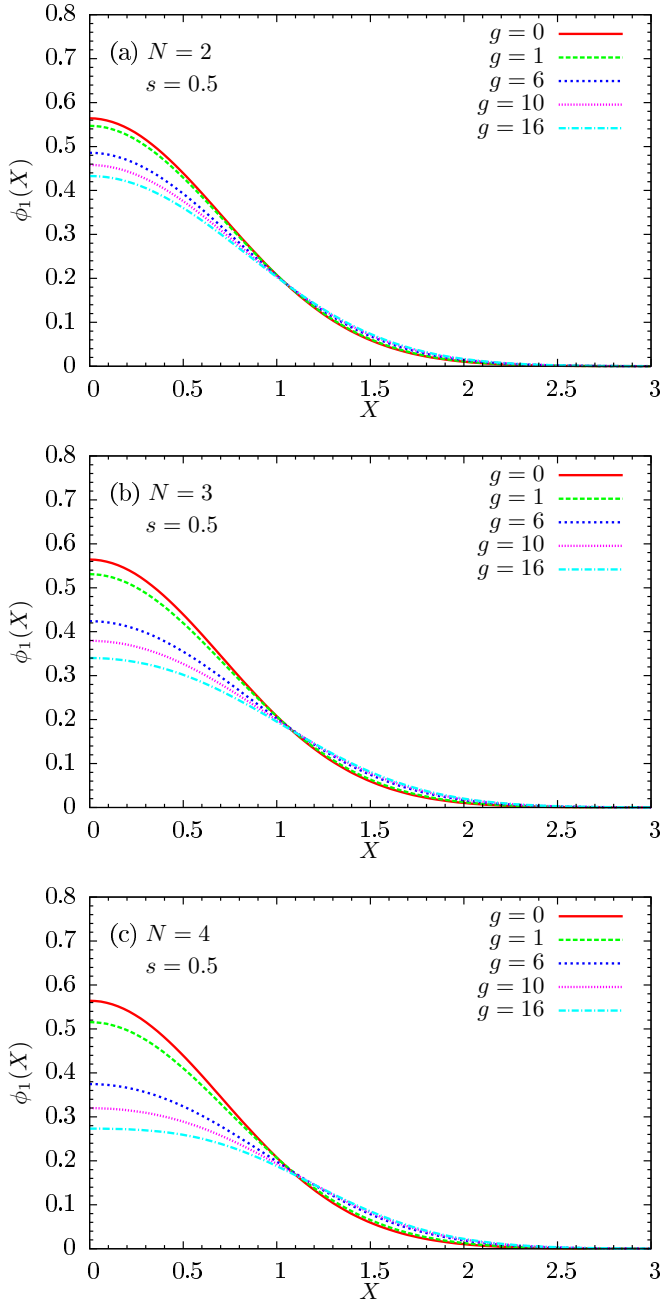


FIG. 8. Single-particle eigenstate of the one-body density matrix in which the particles condense. We use Eq. (44) and the values of C_0 and C_1 computed numerically diagonalizing the one-body density matrix, given by Eq. (B25), for different values of g . (a) $N = 2$, (b) $N = 3$, and (c) $N = 4$ bosons. The fraction of condensed particles is plotted in Fig. 7. The number of modes that we have used is $M = 50$, which corresponds to a Hilbert space with dimension (a) $D_2^{50} = 1275$, (b) $D_3^{50} = 22100$, and (c) $D_4^{50} = 292825$.

state $|n = 2, m = 0\rangle$; thus the wave function has no angular dependence. For the noninteracting case, $C_0 = 1$ and $C_1 = 0$ since the particles condense in the ground state of the harmonic oscillator. When the interaction is increased, C_0 becomes smaller and C_1 starts to increase. In Fig. 8, we plot the wave function of Eq. (44) using the corresponding values of C_0

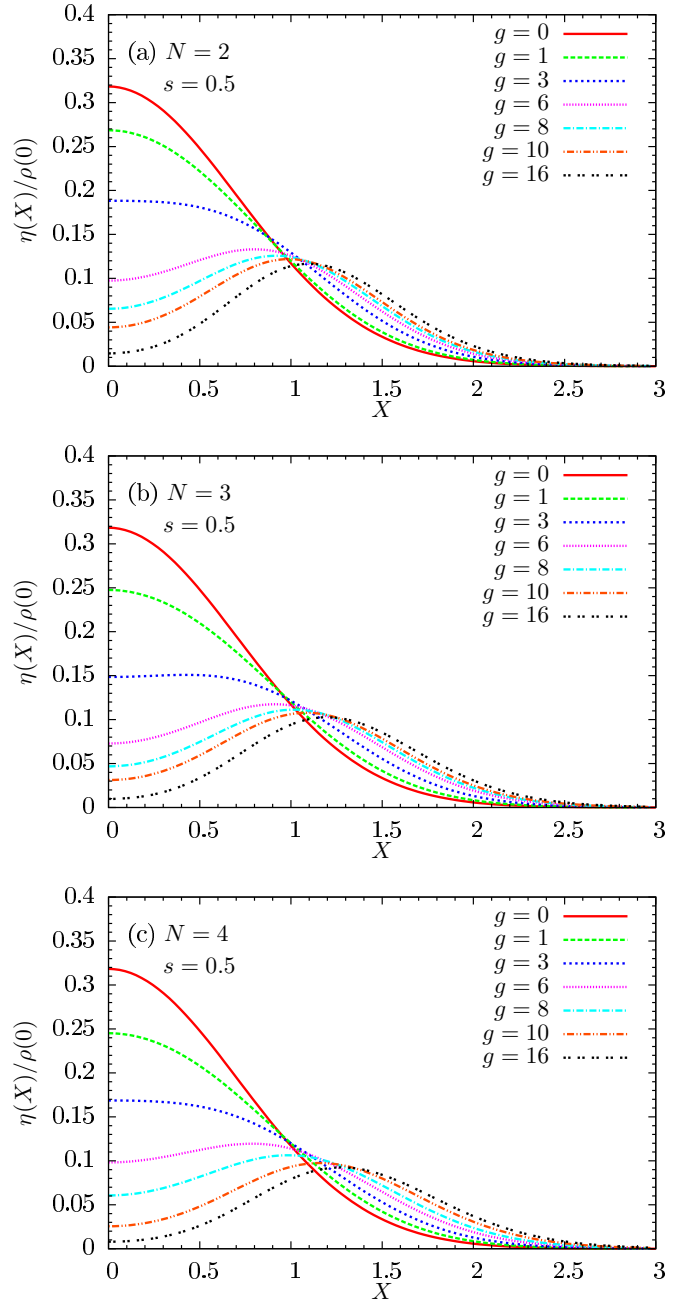


FIG. 9. Probability density, $\eta(X)/\rho(0)$, of finding a particle at position X once we have found one particle at the origin, $X = 0$, for (a) $N = 2$, (b) $N = 3$, and (c) $N = 4$ interacting bosons trapped in a 2D isotropic harmonic potential for different values of the interaction strength g for a fixed range $s = 0.5$. The number of modes that we have used is $M = 50$, which corresponds to a Hilbert space with dimension (a) $D_2^{50} = 1275$, (b) $D_3^{50} = 22100$, and (c) $D_4^{50} = 292825$.

and C_1 computed for $N = 2, 3, 4$ and different values of the interaction strength g .

The advent of correlations beyond mean-field ones should also become apparent when computing two-particle correlations. In particular, we can evaluate the probability of finding two particles at given positions. For simplicity, we consider one of them at the origin and the second one at a distance X . The probability density of finding a particle in the space once

we have fixed a particle at the center is given by $\eta(X)/\rho(0)$ and is normalized to unity (see Appendix B). Without interactions, the pair-correlation function is proportional to the density since the probability density for finding a particle in a particular place is not correlated with the positions of the others; see Eq. (B20). In Fig. 9, we show how $\eta(X)/\rho(0)$ evolves with increasing the interaction for the systems with $N = 2, 3$, and 4 bosons. In all cases, the central peak gets smaller when increasing the interaction, being fairly close to zero for $g \simeq 16$. This is in line with the fact that the atoms build correlations to avoid the interaction, e.g., as g is increased, the probability of finding two atoms at the same location decreases. In between, next to the center of the trap, the function is uniform. When the interaction is strong, there is a minimum at the position of the first atom, and the probability density $\eta(X)/\rho(0)$ develops a maximum corresponding to the preferred distance between particles. Increasing the number of bosons, this maximum shifts towards larger distances. The dependence on the particle number is a signature of the correlations induced beyond mean field since $\eta(X)/\rho(0)$ is independent of it in the noninteracting case.

VI. SUMMARY AND CONCLUSIONS

In this work, we have studied systems of a small number of bosons trapped in an isotropic 2D harmonic trap interacting by a finite-range Gaussian potential.

First, we have explored in detail the noninteracting case, paying particular attention to the degeneracies of the excitation spectrum of the system. In particular, for the N -boson case, we have explained how to compute the degeneracy of the low-energy states which is independent of the number of particles.

By means of a direct diagonalization of the Hamiltonian in a truncated space, we have studied the interacting system and we have computed the low-energy spectra for $N = 2, 3$, and 4 bosons. We have also proposed a variational ansatz with two-body correlations which provides an accurate description of both the energy and the structure of the ground state in the full range of interaction considered. Center-of-mass and relative excitations are clearly identified in the spectrum. As the interaction is increased, we have shown how the ground state and all low-lying states seem to saturate as a function of the interaction strength.

The effect of increasing the interaction on the ground state is twofold. On one side, the density at the center of the trap decreases, becoming almost flat in the bulk of the gas, with the cloud thus becoming larger. On the other side, the atoms develop strong two-body correlations to avoid the interaction. This is achieved by building holes in the many-body wave function whenever two atoms are at the same position, as is clearly seen in the computed pair correlations and also on the explicit zeros introduced in our variational wave function. This mechanism is similar to the one present in the Tonks-Girardeau gas in 1D and is also responsible for the observed saturation of the energies of the system as we increase the interaction strength and reduce the range. Finally, the onset of correlations in turn produces fragmentation on the one-body density matrix, which has been shown to increase with the number of particles.

Thus, we have shown that our exact-diagonalization method allows one to study interacting bosonic systems in 2D. We

are presently implementing this method for spin-orbit coupled bosonic systems.

ACKNOWLEDGMENTS

The authors thank Th. Busch for his comments on regularization and especially acknowledge B.-G. Englert for sending his notes on this topic. We also would like to show our gratitude to N. L. Harshman for discussions about degeneracy and a careful reading of the manuscript. The authors acknowledge financial support by Grant No. 2014SGR-401 from Generalitat de Catalunya and Grant No. FIS2014-54672-P from the MINECO (Spain). P.M. is supported by a FI grant from Generalitat de Catalunya and B.J.-D. is supported by the Ramón y Cajal program.

APPENDIX A: COMPUTATION OF DEGENERACIES IN THE NONINTERACTING LIMIT

The two-boson system

We compute the degeneracy of each energy level depending on the excitation energy number, $N_E = E - E_0$, for the two-boson system with the possible states labeled using the quantum numbers of Eq. (20). First, we fix the excitation energy number, N_E , and consider it to be even. Then, the values that n_r can take are $n_r = 0, 2, \dots, N_E$, so $n_r = 2k$ with $k = 0, 1, \dots, N_E/2$. Since we have $n_{\text{cm}} + n_r = N_E$, for each value of n_r there is the corresponding n_{cm} . Now, we count the number of states with a given n_r with excitation energy number N_E taking into account the degeneracy due to the quantum numbers m_{cm} and m_r , that is,

$$d_{N_E, k} = (n_{\text{cm}} + 1)(n_r + 1) = (N_E - 2k + 1)(2k + 1). \quad (\text{A1})$$

Therefore, we have to sum over k to find the degeneracy. The sum goes from $k = 0$ to $k = N_E/2$ if N_E is even and to $k = (N_E - 1)/2$ if N_E is odd, which can be generalized using the floor function, summing from $k = 0$ to $k = \lfloor N_E/2 \rfloor$. The degeneracy is

$$\begin{aligned} d_{N_E}^b &= \sum_{k=0}^{\lfloor N_E/2 \rfloor} (N_E - 2k + 1)(2k + 1) \\ &= -\frac{1}{3} \left(\left\lfloor \frac{N_E}{2} \right\rfloor + 1 \right) \\ &\quad \times \left\{ 4 \left\lfloor \frac{N_E}{2} \right\rfloor^2 + (2 - 3N_E) \left\lfloor \frac{N_E}{2} \right\rfloor - 3(N_E + 1) \right\}. \end{aligned} \quad (\text{A2})$$

The previous equation (A2) for N_E even is

$$d_{N_E}^b = \frac{1}{12} (N_E + 2) [N_E(N_E + 4) + 6], \quad (\text{A3})$$

and for N_E odd is

$$d_{N_E}^b = \frac{1}{12} (N_E + 1) [N_E(N_E + 5) + 6]. \quad (\text{A4})$$

For the spatial fermionic states, which are the ones with $m_r =$ odd and antisymmetric upon exchanging particles 1 and 2, we

compute the degeneracy analogously, using that $n_r = \text{odd}$,

$$\begin{aligned} d_{N_E}^f &= \sum_{k=0}^{\lfloor N_E/2 \rfloor} (N_E - 2k)(2k + 2) \\ &= -\frac{1}{3} \left(\left\lfloor \frac{N_E}{2} \right\rfloor + 1 \right) \\ &\quad \times \left\{ 4 \left\lfloor \frac{N_E}{2} \right\rfloor^2 + (8 - 3N_E) \left\lfloor \frac{N_E}{2} \right\rfloor - 6N_E \right\}. \end{aligned} \quad (\text{A5})$$

Unperturbed energy states

We are also interested in knowing the number of states in each energy level with $m_r \neq 0$. We compute this number of states, subtracting from the total number of degenerate states, $d_{N_E}^b$, the ones with $m_r = 0$, that is,

$$\begin{aligned} d_{N_E}^U &= d_{N_E}^b - \sum_{k=0}^{\lfloor N_E/2 \rfloor} (N_E - 2k + 1) \\ &= \left(-\frac{4}{3} \left\lfloor \frac{N_E}{2} \right\rfloor + N_E + \frac{1}{3} \right) \left\lfloor \frac{N_E}{2} \right\rfloor \left(\left\lfloor \frac{N_E}{2} \right\rfloor + 1 \right), \end{aligned} \quad (\text{A6})$$

where we have used Eq. (A2). As before, we can separate the case with N_E even,

$$d_{N_E}^U = \frac{1}{12} (N_E + 2)(N_E + 1)N_E, \quad (\text{A7})$$

and the case with N_E odd,

$$d_{N_E}^U = \frac{1}{12} (N_E + 3)(N_E + 1)(N_E - 1). \quad (\text{A8})$$

APPENDIX B: COMPUTATION OF THE DENSITY PROFILE, THE PAIR-CORRELATION FUNCTION, AND THE CONDENSED FRACTION

1. The density profile

a. First-quantized density operator

For a system of N particles, the density operator in first quantization, normalized to unity, is defined as

$$\hat{\rho}(\vec{x}) \equiv \frac{1}{N} \sum_{i=1}^N \delta(\vec{x} - \vec{x}_i). \quad (\text{B1})$$

Therefore, the density profile for a given state of a system of N identical bosons, $\Psi(\vec{x}_1, \dots, \vec{x}_N)$, would be

$$\begin{aligned} \rho(\vec{x}) &= \frac{1}{N} \sum_{i=1}^N \int d\vec{x}_1 \dots d\vec{x}_N \delta(\vec{x} - \vec{x}_i) |\Psi(\vec{x}_1, \dots, \vec{x}_N)|^2 \\ &= \int d\vec{x}_2 \dots d\vec{x}_N |\Psi(\vec{x}, \vec{x}_2, \dots, \vec{x}_N)|^2. \end{aligned} \quad (\text{B2})$$

In particular, for a two-boson system in 2D, the previous equation reduces to

$$\rho(x, y) = \int_{-\infty}^{\infty} dx_2 \int_{-\infty}^{\infty} dy_2 |\Psi(x, y, x_2, y_2)|^2. \quad (\text{B3})$$

We compute the density profile for the general interacting case, in the harmonic trap, for the ground state of the system as

$$\rho(x, y) = \int_{-\infty}^{\infty} dx_2 \int_{-\infty}^{\infty} dy_2 \frac{2}{\pi} e^{-\frac{1}{2}(\vec{x} + \vec{x}_2)^2} |f(|\vec{x} - \vec{x}_2|)|^2, \quad (\text{B4})$$

where we have made use of the explicit form of the many-body wave function of the ground state,

$$\Psi(\vec{x}_1, \vec{x}_2) = \sqrt{\frac{2}{\pi}} e^{-\frac{1}{4}(\vec{x}_1 + \vec{x}_2)^2} f(|\vec{x}_1 - \vec{x}_2|). \quad (\text{B5})$$

This way of writing the wave function of the ground state is equivalent to separating the center-of-mass part from the relative part. Using the change of variables $\vec{r} = \vec{x} - \vec{x}_2$ and polar coordinates in Eq. (B4), we express the density as

$$\begin{aligned} \rho(x, y) &= \frac{2}{\pi} e^{-2(x^2 + y^2)} \int_0^{\infty} r dr e^{-\frac{r^2}{2}} |f(r)|^2 \\ &\quad \times \int_0^{2\pi} d\varphi e^{-2r(x \cos \varphi + y \sin \varphi)} = 4e^{-2(x^2 + y^2)} \\ &\quad \times \int_0^{\infty} r dr e^{-\frac{r^2}{2}} |f(r)|^2 \mathcal{I}_0(2r\sqrt{x^2 + y^2}). \end{aligned} \quad (\text{B6})$$

We have used that

$$\int_0^{2\pi} d\varphi e^{A \cos \varphi + B \sin \varphi} = 2\pi \mathcal{I}_0(\sqrt{A^2 + B^2}), \quad (\text{B7})$$

where \mathcal{I}_0 is a modified Bessel function. Notice that, as we would expect, in Eq. (B6) we have demonstrated that the density only depends on the radial coordinate $X \equiv \sqrt{x^2 + y^2}$, and we can rewrite that equation as

$$\rho(X) = 4e^{-2X^2} \int_0^{\infty} r dr e^{-\frac{r^2}{2}} |f(r)|^2 \mathcal{I}_0(2rX). \quad (\text{B8})$$

This result is valid not only for our Gaussian-shaped potential, but also for any potential dependent only on the modulus of the relative coordinate. In these other cases, the explicit form of the interaction defines the relative wave function $f(r)$. In the noninteracting case, we can compute the integral analytically by substituting the explicit form of $f_0(r)$,

$$f_0(r) = \frac{1}{\sqrt{2\pi}} e^{-\frac{r^2}{4}}, \quad (\text{B9})$$

and we recover the known result,

$$\begin{aligned} \rho_0(X) &= \frac{2}{\pi} e^{-2X^2} \int_0^{\infty} r dr e^{-r^2} \mathcal{I}_0(2rX) \\ &= \frac{1}{\pi} e^{-X^2} = |\varphi_0(X)|^2, \end{aligned} \quad (\text{B10})$$

where $\varphi_0(X)$ is the wave function of the single-particle ground state of the 2D harmonic oscillator. The previous result, $\rho_0(X) = |\varphi_0(X)|^2$, is also valid for the case of N noninteracting bosons in the 2D harmonic potential since the many-body wave function factorizes, $\Psi_0(\vec{x}_1, \vec{x}_2, \dots, \vec{x}_N) = \varphi_0(\vec{x}_1) \dots \varphi_0(\vec{x}_N)$. We recover the previous result, replacing the factorized wave function into Eq. (B2).

b. Second-quantized density operator

For our numerical computations, we make use of the second-quantized form of the density operator,

$$\hat{\rho} = \frac{1}{N} \sum_{i,j=1}^M \hat{a}_i^\dagger \hat{a}_j \psi_i^*(\vec{x}) \psi_j(\vec{x}). \quad (\text{B11})$$

For a state written in our Fock basis, given by Eq. (11), as

$$|\Psi\rangle = \sum_{k=1}^{D_N^M} \alpha_k |k\rangle, \quad (\text{B12})$$

where the index k labels each state of the basis, $|k\rangle = |n_1, \dots, n_M\rangle$, the density profile is computed as

$$\rho(\vec{x}) = \frac{1}{N} \sum_{k',k=1}^{D_N^M} \sum_{i,j=1}^M \psi_i^*(\vec{x}) \psi_j(\vec{x}) \alpha_{k'}^* \alpha_k \langle k' | \hat{a}_i^\dagger \hat{a}_j | k \rangle, \quad (\text{B13})$$

where $\psi_i(\vec{x})$ are the single-particle eigenstates of the 2D harmonic oscillator.

2. The pair-correlation function

The pair-correlation operator, normalized to unity, for a system of N particles reads

$$\hat{\eta}(\vec{x}, \vec{x}') \equiv \frac{1}{N(N-1)} \sum_{i=1}^N \sum_{j \neq i}^N \delta(\vec{x} - \vec{x}_i) \delta(\vec{x}' - \vec{x}_j), \quad (\text{B14})$$

from which we obtain the pair-correlation function for a state of the N -boson system, $\Psi(\vec{x}_1, \dots, \vec{x}_N)$, as

$$\begin{aligned} \eta(\vec{x}, \vec{x}') &= \frac{1}{N(N-1)} \sum_{i=1}^N \sum_{j \neq i}^N \int d\vec{x}_1 \dots d\vec{x}_N \\ &\quad \times \delta(\vec{x} - \vec{x}_i) \delta(\vec{x}' - \vec{x}_j) |\Psi(\vec{x}_1, \dots, \vec{x}_N)|^2 \\ &= \int d\vec{x}_3 \dots d\vec{x}_N |\Psi(\vec{x}, \vec{x}', \vec{x}_3, \dots, \vec{x}_N)|^2. \end{aligned} \quad (\text{B15})$$

For the particular case of the ground state of two bosons in 2D, we have

$$\eta(\vec{x}, \vec{x}') = |\Psi(\vec{x}, \vec{x}')|^2, \quad (\text{B16})$$

where $\Psi(\vec{x}, \vec{x}')$ is the corresponding wave function, given by Eq. (B5). For the noninteracting case, in the harmonic trap, we know the function of the relative part, given by Eq. (B9). In that case, the pair-correlation function is

$$\eta_0(\vec{x}, \vec{x}') = \frac{1}{\pi^2} e^{-\vec{x}^2} e^{-\vec{x}'^2} = |\varphi_0(\vec{x})|^2 |\varphi_0(\vec{x}')|^2. \quad (\text{B17})$$

The last result is also valid for the system of N bosons because then we can factorize, $\Psi_0(\vec{x}_1, \vec{x}_2, \dots, \vec{x}_N) = \varphi_0(\vec{x}_1) \dots \varphi_0(\vec{x}_N)$, and replace the wave function into Eq. (B15) in order to find the same result.

Now, we fix one particle at the origin and compute the function,

$$\eta(x, y) \equiv \eta(\vec{x}, \vec{0}) = \frac{2}{\pi} e^{-\frac{1}{2}(x^2+y^2)} |f(\sqrt{x^2+y^2})|^2. \quad (\text{B18})$$

Notice that the previous function depends only on the radial coordinate $X \equiv \sqrt{x^2 + y^2}$, so we can write

$$\eta(X) = \frac{2}{\pi} e^{-\frac{1}{2}X^2} |f(X)|^2. \quad (\text{B19})$$

Again, for the noninteracting case, we have an analytical expression for the previous function, which reads

$$\eta_0(X) = \frac{1}{\pi^2} e^{-X^2}, \quad (\text{B20})$$

and is proportional to the density, given by Eq. (B10).

The probability density of finding a particle in the space once we have found a particle at the origin is given by the quantity $\eta(X)/\rho(0)$. We verify its normalization to unity in the general case,

$$\int d\vec{x} \frac{\eta(\vec{x}, \vec{0})}{\rho(\vec{0})} = \frac{\int d\vec{x} d\vec{x}_3 \dots d\vec{x}_N |\Psi(\vec{x}, \vec{0}, \vec{x}_3, \dots, \vec{x}_N)|^2}{\int d\vec{x}_2 \dots d\vec{x}_N |\Psi(\vec{0}, \vec{x}_2, \vec{x}_3, \dots, \vec{x}_N)|^2} = 1, \quad (\text{B21})$$

where we have used that all the particles are identical, given by Eq. (B2) and Eq. (B15).

Second-quantized pair-correlation operator

The second-quantized form of the pair-correlation operator is

$$\hat{\eta} = \frac{1}{N(N-1)} \sum_{i,j,p,q=1}^M \hat{a}_i^\dagger \hat{a}_p^\dagger \hat{a}_j \hat{a}_q \psi_i^*(\vec{x}) \psi_p^*(\vec{x}') \psi_j(\vec{x}) \psi_q(\vec{x}'). \quad (\text{B22})$$

For a state written in our Fock basis, given by Eq. (11), as

$$|\Psi\rangle = \sum_{k=1}^{D_N^M} \alpha_k |k\rangle, \quad (\text{B23})$$

where the index k labels each state of the basis, $|k\rangle = |n_1, \dots, n_M\rangle$, the pair-correlation function is computed as

$$\begin{aligned} \eta(\vec{x}, \vec{x}') &= \frac{1}{N(N-1)} \sum_{i,j,p,q=1}^M \psi_i^*(\vec{x}) \psi_p^*(\vec{x}') \psi_j(\vec{x}) \psi_q(\vec{x}') \\ &\quad \times \sum_{k',k=1}^{D_N^M} \alpha_{k'}^* \alpha_k \langle k' | \hat{a}_i^\dagger \hat{a}_p^\dagger \hat{a}_j \hat{a}_q | k \rangle, \end{aligned} \quad (\text{B24})$$

where $\psi_i(\vec{x})$ are the single-particle eigenstates of the 2D harmonic oscillator.

3. The condensed fraction

The degree of condensation is characterized using the one-body density matrix,

$$\rho_{i,j}^{|\Psi\rangle} \equiv \frac{1}{N} \langle \Psi | \hat{a}_i^\dagger \hat{a}_j | \Psi \rangle, \quad (\text{B25})$$

where, $i, j = 1, \dots, M$. Diagonalizing this matrix, its eigenvalues λ_i are computed, which are the occupations of the corresponding single-particle eigenstates $|\phi_i\rangle$. The state $|\Psi\rangle$ is fully condensed when $|\Psi\rangle = |\phi_1\rangle^{\otimes N}$ and then, the one-body

density matrix has only a single nonzero eigenvalue, $\lambda_1 = 1$. If there is fragmentation in the system, the highest eigenvalue $\lambda_1 < 1$, due to the normalization, $\sum_{i=1}^M \lambda_i = 1$.

APPENDIX C: COMPUTATION OF THE INTEGRALS OF INTERACTION FOR THE SECOND-QUANTIZED HAMILTONIAN

We make an effort to find an analytic expression for the integrals of the interaction part because, in this way, we avoid computing a lot of four-dimensional integrals numerically, which would mean needing more computational time in order to achieve a good precision before any other calculation. With our method, we have a fast and accurate subroutine that computes $V_{i,j,k,l}$.

In order to compute the integrals, we write explicitly the single-particle wave functions corresponding to the i th eigenstate of the single-particle Hamiltonian,

$$\psi_{i(n_x, n_y)}(x, y) = N_{n_x} N_{n_y} H_{n_x}(x) H_{n_y}(y) e^{-\frac{x^2+y^2}{2}}, \quad (\text{C1})$$

with $H_n(x)$ the Hermite polynomials and the normalization constant

$$N_n = \left(\frac{1}{\sqrt{\pi} 2^n n!} \right)^{1/2}. \quad (\text{C2})$$

The Hermite polynomials are written in series representation as

$$H_n(x) = \sum_{m=0}^{\lfloor n/2 \rfloor} \frac{n! (-1)^m 2^{n-2m}}{m! (n-2m)!} x^{n-2m}, \quad (\text{C3})$$

where $\lfloor n/2 \rfloor$ indicates the floor function of $n/2$. We replace Eq. (C1) into Eq. (9) in order to obtain

$$V_{i,j,k,l} = \frac{1}{\pi s^2} \prod_{i=1}^4 N_{n_{xi}} N_{n_{yi}} I_{xx'} I_{yy'}, \quad (\text{C4})$$

with

$$\begin{aligned} I_{xx'} &= \int_{-\infty}^{\infty} dx' H_{n_{x2}}(x') H_{n_{x3}}(x') e^{-Ax'^2} \\ &\times \int_{-\infty}^{\infty} dx H_{n_{x1}}(x) H_{n_{x4}}(x) e^{-Ax^2+Bx} \\ &= \int_{-\infty}^{\infty} dx' H_{n_{x2}}(x') H_{n_{x3}}(x') e^{-Ax'^2} I_x(x'), \end{aligned} \quad (\text{C5})$$

with the definitions

$$A \equiv 1 + \frac{1}{s^2}, \quad (\text{C6})$$

$$B \equiv \frac{2x'}{s^2}, \quad (\text{C7})$$

and analogously for $I_{yy'}$. Now, we use the series representation of the Hermite polynomials, given by Eq. (C3), to compute the

integral $I_x(x')$,

$$\begin{aligned} I_x(x') &= \sum_{k_1=0}^{\lfloor n_{x1}/2 \rfloor} \sum_{k_4=0}^{\lfloor n_{x4}/2 \rfloor} \frac{n_{x1}! n_{x4}! (-1)^{k_1+k_4} 2^Q}{k_1! k_4! (n_{x1}-2k_1)! (n_{x4}-2k_4)!} \\ &\times \int_{-\infty}^{\infty} x^Q e^{-Ax^2+Bx} dx \\ &= \sum_{k_1=0}^{\lfloor n_{x1}/2 \rfloor} \sum_{k_4=0}^{\lfloor n_{x4}/2 \rfloor} \frac{n_{x1}! n_{x4}! (-1)^{k_1+k_4} 2^Q}{k_1! k_4! (n_{x1}-2k_1)! (n_{x4}-2k_4)!} \\ &\times i^{-Q} A^{-\frac{Q+1}{2}} \sqrt{\pi} e^{\frac{B^2}{4A}} U\left(-\frac{Q}{2}; \frac{1}{2}; -\frac{B^2}{4A}\right) \\ &= \sqrt{\frac{\pi}{A}} e^{\frac{B^2}{4A}} \sum_{k_1=0}^{\lfloor n_{x1}/2 \rfloor} \sum_{k_4=0}^{\lfloor n_{x4}/2 \rfloor} \sum_{m=0}^{\lfloor Q/2 \rfloor} \frac{n_{x1}! n_{x4}!}{k_1! k_4! (n_{x1}-2k_1)!} \\ &\times \frac{(-1)^{k_1+k_4} Q!}{(n_{x4}-2k_4)! m! (Q-2m)! A^{Q-m}} B^{Q-2m}, \end{aligned} \quad (\text{C8})$$

where $U(-\frac{Q}{2}; \frac{1}{2}; -\frac{B^2}{4A})$ is a confluent hypergeometric function of the second kind that we have expressed in series and $Q \in \mathbb{N}$ is defined as

$$Q \equiv n_{x1} + n_{x4} - 2k_1 - 2k_4. \quad (\text{C9})$$

The next step is computing the integral in Eq. (C5) by replacing the explicit form of $I_x(x')$, given by Eq. (C8). First, we notice that depending on the parity of the integrand, the integral will be zero since we integrate in a symmetric interval. The possible situations are

$$\begin{aligned} I_{xx'} &= 0 & n_{x1} + n_{x2} + n_{x3} + n_{x4} & \text{odd} \\ I_{xx'} &\neq 0 & n_{x1} + n_{x2} + n_{x3} + n_{x4} & \text{even.} \end{aligned} \quad (\text{C10})$$

In the second case, we compute the integral replacing again the Hermite polynomials by their series representation and substituting (C8) into (C5),

$$\begin{aligned} I_{xx'} &= \int_{-\infty}^{\infty} dx' H_{n_{x2}}(x') H_{n_{x3}}(x') e^{-Ax'^2} I_x(x') \\ &= \sum_{k_1=0}^{\lfloor n_{x1}/2 \rfloor} \sum_{k_2=0}^{\lfloor n_{x2}/2 \rfloor} \sum_{k_3=0}^{\lfloor n_{x3}/2 \rfloor} \sum_{k_4=0}^{\lfloor n_{x4}/2 \rfloor} \sum_{m=0}^{\lfloor Q/2 \rfloor} \prod_{i=1}^4 \frac{n_{xi}!}{k_i! (n_{xi}-2k_i)!} \\ &\times \sqrt{\frac{\pi}{A}} \frac{Q! (-1)^{\sum_{j=1}^4 k_j} 2^{Q'}}{m! (Q-2m)! A^{Q-m} s^{2Q-4m}} \int_{-\infty}^{\infty} x'^{Q'} e^{-A'x'^2} dx' \\ &= \sum_{k_1=0}^{\lfloor n_{x1}/2 \rfloor} \sum_{k_2=0}^{\lfloor n_{x2}/2 \rfloor} \sum_{k_3=0}^{\lfloor n_{x3}/2 \rfloor} \sum_{k_4=0}^{\lfloor n_{x4}/2 \rfloor} \sum_{m=0}^{\lfloor Q/2 \rfloor} \prod_{i=1}^4 \frac{n_{xi}!}{k_i! (n_{xi}-2k_i)!} \\ &\times \sqrt{\frac{\pi}{A}} \frac{Q! (-1)^{\sum_{j=1}^4 k_j} 2^{Q'} A'^{-\frac{Q'+1}{2}} \Gamma(\frac{Q'+1}{2})}{m! (Q-2m)! A^{Q-m} s^{2Q-4m}}, \end{aligned} \quad (\text{C11})$$

with the definitions

$$A' \equiv A - \frac{1}{As^4}, \quad (\text{C12})$$

$$Q' \equiv \sum_{i=1}^4 (n_{xi} - 2k_i) - 2m. \quad (\text{C13})$$

The expression is analogous for $I_{yy'}$ and all the sums that appear are finite and have few terms when n_{xi} are small. Now,

knowing the form of $I_{xx'}$ and $I_{yy'}$, we have $V_{i,j,k,l}$. Moreover, many of the integrals are zero,

$$V_{i,j,k,l} = 0 \quad \sum_{i=1}^4 n_{xi} \text{ odd or } \sum_{i=1}^4 n_{yi} \text{ odd}$$

$$V_{i,j,k,l} \neq 0 \quad \sum_{i=1}^4 n_{xi} \text{ even and } \sum_{i=1}^4 n_{yi} \text{ even, (C14)}$$

and we also take profit from the symmetries of $I_{xx'}(n_{x1}, n_{x2}, n_{x3}, n_{x4})$, which verifies

$$I_{xx'}(n_{x1}, n_{x2}, n_{x3}, n_{x4}) = I_{xx'}(n_{x4}, n_{x2}, n_{x3}, n_{x1})$$

$$= I_{xx'}(n_{x1}, n_{x3}, n_{x2}, n_{x4}) = I_{xx'}(n_{x4}, n_{x3}, n_{x2}, n_{x1}). \quad (\text{C15})$$

Therefore, we are computing four integrals at the same time.

-
- [1] W. S. Bakr, A. Peng, M. E. Tai, R. Ma, J. Simon, J. I. Gillen, S. Fölling, L. Pollet, and M. Greiner, *Science* **329**, 547 (2010).
 - [2] J. F. Sherson, C. Weitenberg, M. Endres, M. Cheneau, I. Bloch, and S. Khur, *Nature (London)* **467**, 68 (2010).
 - [3] G. Zürn, F. Serwane, T. Lompe, A. N. Wenz, M. G. Ries, J. E. Bohn, and S. Jochim, *Phys. Rev. Lett.* **108**, 075303 (2012).
 - [4] R. Islam, R. Ma, P. M. Preiss, M. E. Tai, A. Lukin, M. Rispoli, and M. Greiner, *Nature (London)* **528**, 77 (2015).
 - [5] M. Girardeau, *J. Math. Phys.* **1**, 516 (1960).
 - [6] B. Paredes, A. Widera, V. Murg, O. Mandel, S. Fölling, I. Cirac, G. V. Shlyapnikov, T. W. Hänsch, and I. Bloch, *Nature (London)* **429**, 277 (2004).
 - [7] T. Kinoshita, T. Wenger, and D. S. Weiss, *Science* **305**, 1125 (2004).
 - [8] G. Pupillo, A. M. Rey, C. J. Williams, and C. W. Clark, *New J. Phys.* **8**, 161 (2006).
 - [9] M. A. García-March, B. Juliá-Díaz, G. E. Astrakharchik, Th. Busch, J. Boronat, and A. Polls, *Phys. Rev. A* **88**, 063604 (2013).
 - [10] M. A. García-March, B. Juliá-Díaz, G. E. Astrakharchik, Th. Busch, J. Boronat, and A. Polls, *New J. Phys.* **16**, 103004 (2014).
 - [11] M. Pyzh, S. Krönke, C. Weitenberg, and P. Schmelcher, [arXiv:1707.03758](https://arxiv.org/abs/1707.03758).
 - [12] E. Tempfli, S. Zöllner, and P. Schmelcher, *New J. Phys.* **10**, 103021 (2008).
 - [13] F. Deuretzbacher, J. C. Cremon, and S. M. Reimann, *Phys. Rev. A* **81**, 063616 (2010).
 - [14] P. Kościk, *Few-Body Syst.* **52**, 49 (2012).
 - [15] R. E. Barfknecht, A. S. Dehkharghani, A. Foerster, and N. T. Zinner, *J. Phys. B: At. Mol. Opt. Phys.* **49**, 135301 (2016).
 - [16] M. A. García-March, B. Juliá-Díaz, G. E. Astrakharchik, J. Boronat, and A. Polls, *Phys. Rev. A* **90**, 063605 (2014).
 - [17] B. Wilson, A. Foerster, C. C. N. Kuhn, I. Roditi, and D. Rubeni, *Phys. Lett. A* **378**, 1065 (2014).
 - [18] T. Busch, B.-G. Englert, K. Rzazewski, and M. Wilkens, *Found. Phys.* **28**, 549 (1998).
 - [19] D. Blume, *Rep. Prog. Phys.* **75**, 046401 (2012).
 - [20] R. A. Doganov, S. Klaiman, O. E. Alon, A. I. Streltsov, and L. S. Cederbaum, *Phys. Rev. A* **87**, 033631 (2013).
 - [21] X.-J. Liu, H. Hu, and P. D. Drummond, *Phys. Rev. B* **82**, 054524 (2010).
 - [22] J. Christensson, C. Forssén, S. Åberg, and S. M. Reimann, *Phys. Rev. A* **79**, 012707 (2009).
 - [23] M. Imran and M. A. H. Ahsan, *Adv. Sci. Lett.* **21**, 2764 (2015).
 - [24] M. Imran and M. A. H. Ahsan, [arXiv:1602.03811](https://arxiv.org/abs/1602.03811).
 - [25] O. I. Kartavtsev and A. V. Malykh, *Phys. Rev. A* **74**, 042506 (2006).
 - [26] P. Shea, B. P. van Zyl, and R. K. Bhaduri, *Am. J. Phys.* **77**, 511 (2009).
 - [27] K. M. Daily, X. Y. Yin, and D. Blume, *Phys. Rev. A* **85**, 053614 (2012).
 - [28] I. Stetcu, B. R. Barrett, U. van Kolck, and J. P. Vary, *Phys. Rev. A* **76**, 063613 (2007).
 - [29] X.-J. Liu, H. Hu, and P. D. Drummond, *Phys. Rev. A* **82**, 023619 (2010).
 - [30] N. L. Harshman, *Few-Body Syst.* **57**, 11 (2016).
 - [31] J. H. Bruinier and K. Ono, *Adv. Math.* **246**, 198 (2013).
 - [32] Y. Choliy and A. V. Sills, *Ann. Comb.* **20**, 301 (2016).
 - [33] <http://oeis.org/A005380> (unpublished).
 - [34] <http://oeis.org/A000219> (unpublished).
 - [35] R. Jastrow, *Phys. Rev.* **98**, 1479 (1955).
 - [36] M. D. Girardeau, E. M. Wright, and J. M. Triscari, *Phys. Rev. A* **63**, 033601 (2001).
 - [37] I. Romanovsky, C. Yannouleas, and U. Landman, *Phys. Rev. Lett.* **93**, 230405 (2004).